

GENERALIZED INTEGRAL MEANS SPECTRUM OF SLE

HO XUAN HIEU

ABSTRACT. We extend the validity domain of the conjecture about the average generalized integral means spectrum of whole-plane SLE introduced in [7, 8]. Thence we improve the results obtained in [7, 8] on the average generalized integral means spectrum of the m -fold transform associated to the whole-plane SLE map. An extension to a new interval of parameter for the usual average integral means spectrum of the interior whole-plane SLE is also given.

1. INTRODUCTION

The *Loewner chains* have become well known since they were introduced for the first time by Charles Loewner in 1923 to prove the *Bieberbach's conjecture* for $n = 3$ [18]. This famous conjecture, that is nowadays a classical theorem in complex analysis and theory of univalent functions, states that if f is a function in the class $\mathcal{S} = \{f : \text{holomorphic and injective in } \mathbb{D}, f(0) = 0, f'(0) = 1\}$ and f has a Taylor series expansion $f(z) = z + \sum_{n=2}^{+\infty} a_n z^n$ then

$$(1.1) \quad |a_n| \leq n.$$

Ludwig Bieberbach proved that $|a_2| \leq 2$ and stated the conjecture in 1916 [4]. While the case $n = 2$ can be obtained as a consequence of the Area theorem, the proof for $n = 3$ by Loewner was based on Loewner theory. A Loewner chain $(f_t)_{t \geq 0}$ is a family of univalent functions defined as the solution to the so-called Loewner equation

$$(1.2) \quad \frac{\partial f_t(z)}{\partial t} = z \frac{\partial f_t(z)}{\partial z} \frac{\lambda(t) + z}{\lambda(t) - z},$$

where $\lambda : [0, +\infty) \rightarrow \partial\mathbb{D}$ is a continuous function.

In 1999, Oded Schramm revived Loewner chain by introducing a stochastic version, the now called *Schramm-Loewner Evolution*. The idea is to consider the Loewner equation (1.2) with a Brownian driving function $\lambda(t) := e^{i\sqrt{\kappa}B_t}$ instead of a deterministic one. Here B_t is the standard one-dimensional Brownian motion and κ is a nonnegative real parameter. With this setting, he showed that SLE with $\kappa = 2$ is a possible candidate for the scaling limits of loop-erased random walks and uniform spanning trees [22]. Since then, SLE has been intensively studied by mathematicians and physicists. It has been proved or conjectured to be the scaling limit of numerous lattice models in statistical physics.

In this paper, we study the *average generalized integral means spectrum* of whole-plane SLE (see Section 1.1 for a precise definition of whole-plane-SLE). Let us first

recall that the whole-plane SLE map at time 0 ($f = f_0$) belongs to the class \mathcal{S} . For a function $f \in \mathcal{S}$, the *integral means spectrum* is defined as

$$(1.3) \quad \beta_f(p) := \limsup_{r \rightarrow 1^-} \frac{\log \int_{r\partial\mathbb{D}} |f'(z)|^p |dz|}{-\log(1-r)}, \quad p \in \mathbb{R}.$$

To take care of the possible unboundedness of the image domain, we define the *generalized integral mean spectrum* as

$$(1.4) \quad \beta_f(p, q) := \limsup_{r \rightarrow 1^-} \frac{\log \int_{r\partial\mathbb{D}} |z|^q \frac{|f'(z)|^p}{|f(z)|^q} |dz|}{-\log(1-r)}, \quad (p, q) \in \mathbb{R}^2.$$

In the case f is random, we define the generalized integral means spectrum in expectation as

$$(1.5) \quad \beta(p, q) := \limsup_{r \rightarrow 1^-} \frac{\log \int_{r\partial\mathbb{D}} \mathbb{E} \left(|z|^q \frac{|f'(z)|^p}{|f(z)|^q} \right) |dz|}{-\log(1-r)}, \quad (p, q) \in \mathbb{R}^2.$$

The goal of this paper is to study this spectrum for time 0 whole-plane SLE map. This generalized spectrum was introduced for the first time in [8] to give a unified framework of various spectra in the SLE context. Namely, the case $q = 0$ corresponds to the usual average integral means spectrum of the interior whole-plane SLE

$$(1.6) \quad \beta_f(p) := \limsup_{r \rightarrow 1^-} \frac{\log \int_{r\partial\mathbb{D}} \mathbb{E}(|f'(z)|^p) |dz|}{-\log(1-r)},$$

while the case $q = 2p$ corresponds to the usual average integral means spectrum of the bounded whole-plane SLE studied by Beliaev and Smirnov in [3]. This version of whole-plane SLE related to the interior one by an inversion symmetry

$$(1.7) \quad \hat{f}_t(\zeta) \stackrel{(\text{law})}{=} \frac{1}{f_t(\frac{1}{\zeta})}, \quad \zeta \in \Delta = \mathbb{C} \setminus \mathbb{D}.$$

Moreover, the generalized spectrum $\beta(p, q_m)$ where $q_m = q_m(p, q) = (1 - 1/m)p + q/m$ also give the average generalized integral means spectrum of the SLE m -fold maps that are defined as $f^{[m]} : z \mapsto [f(z^m)]^{1/m}$ for $m \in \mathbb{N} \setminus \{0\}$ and $f^{[m]}(\zeta) = 1/f^{[-m]}(1/\zeta)$ for $m \in \mathbb{Z} \setminus \mathbb{N}$.

The first rigorous results on the values of the average integral means spectrum of SLE were obtained by Beliaev and Smirnov [3]. In that work, they studied the (bounded) exterior whole-plane SLE which is corresponding to the case $q = 2p$ of the generalized spectrum (see Section 1.1 for a precise definition of exterior whole-plane SLE). They used a martingale argument and a kind of Markov property of SLE to derive a PDE, the now called Beliaev–Smirnov equation, obeyed by the derivative moment $\mathbb{E}(|\hat{f}'(z)|^p)$, where $\hat{f} = \hat{f}_0$ is the SLE map at time 0. They then applied the maximum principle to estimate the integral means of the solution on the circles $|z| = r$, for all r sufficiently closed to 1, by those of a sub-solution and a super-solution of the above equation. By constructing appropriate sub-solutions and super-solutions for the equation of $\mathbb{E}(|\hat{f}'(z)|^p)$, they showed that the spectrum

has three phases

$$(1.8) \quad \beta(p, 2p) = \begin{cases} \beta_{tip}(p) & p \leq p'_0(\kappa) \\ \beta_0(p) & p'_0(\kappa) < p \leq p_0(\kappa) \\ \beta_{lin}(p) & p > p_0(\kappa) \end{cases}$$

where

$$(1.9) \quad \beta_{tip}(p) = -p - 1 + \frac{1}{4}(4 + \kappa - \sqrt{(4 + \kappa)^2 - 8\kappa p}),$$

$$(1.10) \quad \beta_0(p) = -p + \frac{4 + \kappa}{4\kappa}(4 + \kappa - \sqrt{(4 + \kappa)^2 - 8\kappa p}),$$

$$(1.11) \quad \beta_{lin}(p) = p - \frac{(4 + \kappa)^2}{16\kappa}$$

and

$$(1.12) \quad p'_0(\kappa) = -1 - 3\kappa/8,$$

$$(1.13) \quad p_0(\kappa) = 3(4 + \kappa)^2/32\kappa.$$

The method in [1–3] has been developed by Duplantier, Nguyen, Nguyen, Zinsmeister [9, 10] for the unbounded version of whole–plane SLE. The authors discovered a new phase of the average integral means spectrum that appears before the phase β_{lin} in (1.8). Namely, they obtained

$$(1.14) \quad \beta(p, 0) = \begin{cases} \beta_{tip}(p) & p \leq p'_0(\kappa) \\ \beta_0(p) & p'_0(\kappa) < p \leq p^*(\kappa) \\ \beta_1(p, 0) & p^*(\kappa) < p < \min(\hat{p}(\kappa), p(\kappa)), \end{cases}$$

where

$$(1.15) \quad \beta_1(p) = 3p - \frac{1}{2} - \frac{1}{2}\sqrt{1 + 2\kappa p}$$

and

$$(1.16) \quad p^*(\kappa) = (\sqrt{2(4 + \kappa)^2 + 4} - 6)(\sqrt{2(4 + \kappa)^2 + 4} + 2)/32\kappa,$$

$$(1.17) \quad \hat{p}(\kappa) = 1 + \kappa/2,$$

$$(1.18) \quad p(\kappa) = (6 + \kappa)(2 + \kappa)/8\kappa.$$

The *bulk spectrum* β_0 is due to the singularity of the derivative moment around the generic part of the boundary of the SLE image domain. This spectrum has been predicted earlier by Duplantier [6]. The *tip spectrum* β_{tip} is due to the singularity at the growing tip of SLE trace and predicted by Hasting [12]. The *linear spectrum* β_{lin} is due to the linear prolongation by convexity of the generalized spectrum. The appearance of the phase β_1 is due to the unboundedness of the interior whole–plane SLE map f (and can be thought as coming from the tip at infinity). Let us notice that this new phase of spectrum has also been discovered by Loutsenko and Yermolayeva in [17] where they used another method to compute the average integral means spectrum of the interior whole–plane SLE and by Beliaev, Duplantier and Zinsmeister in [2] where they filled a gap in [3].

The methods in [10] were again used to study the generalized integral means spectrum of whole-plane SLE in [8]. They led the authors to introduce a generalization of the above spectrum function β_1 as

$$(1.19) \quad \beta_1(p, q) := 3p - 2q - \frac{1}{2} - \frac{1}{2}\sqrt{1 + 2\kappa(p - q)}.$$

In the sequel, β_1 will always stand for this generalized function. The authors conjectured that the generalized spectrum (1.4) continuously takes four phases $\beta_{tip}, \beta_0, \beta_{lin}, \beta_1$ on four domains of the (p, q) -plane separated by five transition lines. To be precise, let us first introduce the subsets of parameter (p, q) -plane where these spectrum functions coincide. Let \mathcal{R} and \mathcal{G} the parabolas, so-called **red** and **green**, respectively defined by

$$(1.20) \quad \begin{aligned} p &= p_{\mathcal{R}}(\gamma) := \left(2 + \frac{\kappa}{2}\right)\gamma - \frac{\kappa}{2}\gamma^2, \\ q &= q_{\mathcal{R}}(\gamma) := \left(3 + \frac{\kappa}{2}\right)\gamma - \kappa\gamma^2, \gamma \in \mathbb{R} \end{aligned}$$

and

$$(1.21) \quad \begin{aligned} p &= p_{\mathcal{G}}(\gamma') := \frac{(4 + \kappa)^2}{8\kappa} - \frac{\kappa}{2}\gamma'^2, \\ q &= q_{\mathcal{G}}(\gamma') := \frac{(4 + \kappa)^2}{8\kappa} + \gamma' - \kappa\gamma'^2, \gamma' \in \mathbb{R}. \end{aligned}$$

The intersection of the red and green parabolas is located at the two points

$$(1.22) \quad P_0 : p_0 = p_0(\kappa) = \frac{3(4 + \kappa)^2}{32\kappa}, q_0 = \frac{(4 + \kappa)(8 + \kappa)}{16\kappa},$$

$$(1.23) \quad P_1 : p_1 = \frac{(8 + \kappa)(8 + 3\kappa)}{32\kappa}, q_0 = \frac{(4 + \kappa)(8 + \kappa)}{16\kappa}.$$

The spectrum functions β_0 and β_1 coincide on the part of \mathcal{R} corresponding to the interval $[1/\kappa, 2/\kappa + 1/2]$ of the parameter γ and on the part of \mathcal{G} corresponding to the interval $[1/\kappa, +\infty)$ of the parameter γ' . We call these sets the middle part of \mathcal{R} and the left branch of \mathcal{G} . The spectrum function β_0 respectively coincides with β_{tip} and β_{lin} on the vertical lines

$$(1.24) \quad D'_0 := \left\{ (p, q) : p = -1 - \frac{3\kappa}{8} \right\},$$

$$(1.25) \quad D_0 := \left\{ (p, q) : p = p_0 = \frac{3(4 + \kappa)^2}{32\kappa} \right\}.$$

Note that the vertical line D_0 also passes through the intersection point P_0 of the red parabola and the green parabola. The spectrum functions β_{lin} and β_1 coincide on the line of slope 1

$$(1.26) \quad D_1 := \left\{ (p, q) : q - p = q_0 - p_0 = \frac{16 - \kappa^2}{32\kappa} \right\}.$$

Finally, β_{tip} and β_1 coincide on the part corresponding to $\gamma \in [1/\kappa, +\infty)$ of the following branch of a quartic, so-called **blue** quartic \mathcal{Q}

$$(1.27) \quad \begin{aligned} p &= p_{\mathcal{Q}}(\gamma) := \frac{\kappa}{16} \left(1 + \frac{\kappa}{4}\right)\gamma - \frac{\kappa}{2}\gamma^2 - \frac{1}{8}\Delta^{\frac{1}{2}}(\gamma), \\ q &= q_{\mathcal{Q}}(\gamma) := p_{\mathcal{Q}}(\gamma) + \gamma - \kappa\gamma^2, \gamma \in \mathbb{R} \end{aligned}$$

where

$$(1.28) \quad \Delta(\gamma) = 4k^2\gamma^2 - 2\kappa(4 + \kappa)\gamma + \frac{1}{4}(8 + \kappa)^2 + 4\kappa.$$

The intersection of the blue quartic \mathcal{Q} with the green parabola \mathcal{G} is located at

$$(1.29) \quad Q_0 : p'_0 = -1 - \frac{3\kappa}{8}, q'_0 = -2 - \frac{7\kappa}{8}.$$

Note that the vertical line D'_0 also passes through Q_0 . In [8], the authors conjectured that $\beta(p, q)$ is respectively given by $\beta_{tip}, \beta_0, \beta_{lin}, \beta_1$ on the domains $\mathfrak{D}_{tip}, \mathfrak{D}_0, \mathfrak{D}_{lin}, \mathfrak{D}_1$ defined as: \mathfrak{D}_{tip} is the domain located above the blue quartic \mathcal{Q} up to point Q_0 and to the left of the upper half-line D'_0 starting at Q_0 ; \mathfrak{D}_0 is the domain located to the right of the upper half-line D'_0 starting from Q_0 , above the part Q_0P_0 of the left branch of the green parabola \mathcal{G} , to the left of the upper half-line D_0 starting from P_0 ; \mathfrak{D}_{lin} is the infinite wedge of apex P_0 situated to the right of the line D_0 and above the line D_1 ; \mathfrak{D}_1 is the domain situated below the line D_1 , to the right of the left branch of the green parabola \mathcal{G} above the point Q_0 and to the right of the blue quartic \mathcal{Q} below the point Q_0 (see Figure 4). In fact, this is the only possible scenario that emerges to construct the average generalized integral means spectrum by a continuous matching of the four spectra $\beta_{tip}, \beta_0, \beta_{lin}, \beta_1$ along the phase transition lines described above.

In the same work, the authors developed the methods in [2, 3, 10] to the generalized spectrum and proved this conjecture for a large domain of the (p, q) -plane that includes the domains corresponding to the phases $\beta_{tip}, \beta_0, \beta_{lin}$ and a part of the domain corresponding to the phase β_1 . Namely, they proved the validity of the conjecture to the domain situated to the left of the right branch of the green parabola \mathcal{G} up to the intersection point with the line D_3 : $q - p = -1 - \kappa/2$, followed by the line D_3 up to the intersection point of this line with the right part of red parabola \mathcal{R} starting from P_0 , followed by the red parabola up to point P_0 , then followed by the upper half-line D_1 : $q = p - (k^2 - 16)/32\kappa$ (see Figure 1a). They also showed that $\beta(p, q)$ is bounded above by $\beta_1(p, q)$ on the rest of the (p, q) -plane. The corresponding results on the average generalized integral means spectrum $\beta^{[m]}$ associated to the m -fold transform $f^{[m]}$ of the whole-plane SLE map was also obtained by the relation

$$(1.30) \quad \begin{aligned} \beta^{[m]}(p, q) &= \beta(p, q_m), \\ q_m &= q_m(p, q) = (1 - 1/m)p + q/m. \end{aligned}$$

The main result of this paper is an extension of the above validity zone of the conjecture about the average generalized integral means spectrum of SLE. Let us denote \mathcal{I} the interior domain whose boundary is the red parabola \mathcal{R} (see Figure 5a).

Theorem 1.31. *The average generalized integral means spectrum $\beta(p, q)$ of whole-plane SLE in the domain $\mathfrak{D}_1 \cap \mathcal{I}$ is given by*

$$(1.32) \quad \beta_1(p, q) = 3p - 2q - \frac{1}{2} - \frac{1}{2}\sqrt{1 + 2\kappa(p - q)}.$$

The validity zone of the conjecture is thus extended up to the part of the red parabola located inside the domain \mathfrak{D}_1 (see Figure 1b).

The following corollary extends the domain of parameters for which the usual integral means spectrum of the interior whole-plane SLE is rigorously computed

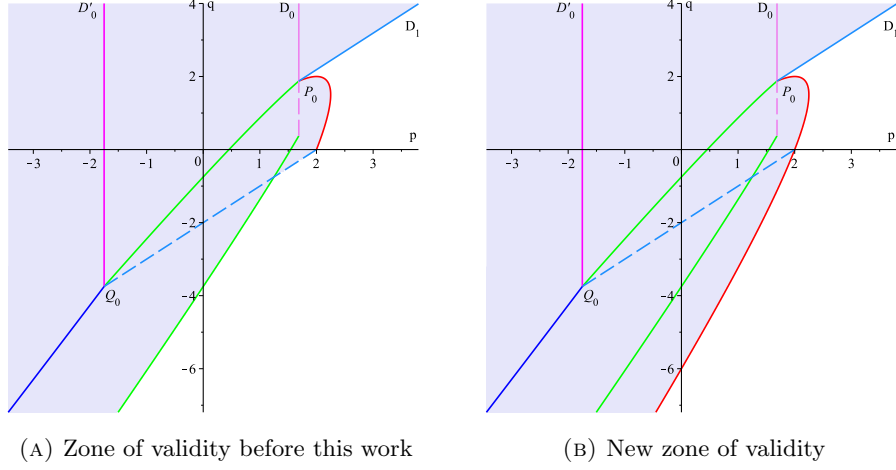


FIGURE 1. *Validity zones of the conjecture about $\beta(p, q)$: The figures illustrate the case $\kappa = 2$.*

Corollary 1.33. *For $p \in [p^*(\kappa), p(\kappa)]$, where $p^*(\kappa)$ and $p(\kappa)$ are defined by (1.79), (1.81), the average integral means spectrum (1.6) of whole-plane SLE is given by*

$$(1.34) \quad \beta_1(p, 0) = 3p - \frac{1}{2} - \frac{1}{2}\sqrt{1 + 2\kappa p}.$$

Theorem 1.31 also improves the results obtained in [8] on the generalized integral means spectrum associated to the m -fold transform of the whole-plane SLE map (see Figure 2b). Let $\mathfrak{D}_1^{[m]}$ and $\mathcal{I}^{[m]}$ be the images of the domains $\mathfrak{D}_1, \mathcal{I}$ under the inverse transformation $T_m^{-1}(p, q) = (p, (1-m)p + mq)$ of the endomorphism of \mathbb{R}^2 given by $T_m(p, q) = (p, q_m)$, where q_m is defined in (1.30).

Corollary 1.35. *In the domain $\mathfrak{D}_1^{[m]} \cap \mathcal{I}^{[m]}$, the average generalized integral means spectrum $\beta_1^{[m]}(p, q)$ associated to the m -fold transform of the whole-plane SLE map $f = f_0$ is given by*

$$(1.36) \quad \beta_1^{[m]}(p, q) = \beta_1(p, q_m) = \left(1 + \frac{2}{m}\right)p - \frac{2}{m}q - \frac{1}{2} - \frac{1}{2}\sqrt{1 + \frac{2\kappa}{m}(p - q)}.$$

1.1. Schramm–Loewner Evolution SLE_κ .

Definition 1.37. The *Whole-Plane Schramm–Loewner evolution* (of parameter κ), denoted by SLE_κ , in the unit disc is the solution of the stochastic PDE:

$$(1.38) \quad \frac{\partial f_t(z)}{\partial t} = z \frac{\partial f_t(z)}{\partial z} \frac{\lambda(t) + z}{\lambda(t) - z}, \quad \lim_{t \rightarrow +\infty} f_t(e^{-t}z) = z.$$

where $\lambda(t) := e^{i\sqrt{\kappa}B_t}$ with B_t being the standard one dimensional Brownian motion and κ being a nonnegative parameter.

There is another variant of SLE, called *radial Schramm–Loewner evolution*.

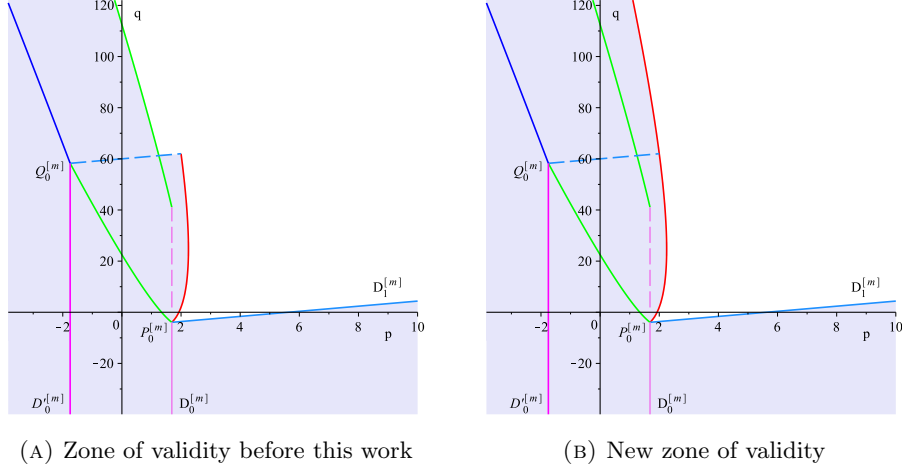


FIGURE 2. *Validity zones of the conjecture about the spectrum $\beta^{[m]}(p, q)$: The figures illustrate the case $\kappa = 2, m = -30$.*

Definition 1.39. The *Radial Schramm–Loewner evolution* (of parameter κ), in the unit disc is the solution of the stochastic PDE:

$$(1.40) \quad \frac{\partial f_t(z)}{\partial t} = -z \frac{\partial f_t(z)}{\partial z} \frac{\lambda(t) + z}{\lambda(t) - z}, \quad f_0(z) = z,$$

It has been proved that the radial SLE map f_t has the same law as the solution \tilde{f}_t of the following stochastic ODE [8, 10]

$$(1.41) \quad \partial_t \tilde{f}_t(z) = \tilde{f}_t(z) \frac{\tilde{f}_t(z) + \lambda(t)}{\tilde{f}_t(z) - \lambda(t)}, \quad \tilde{f}_0(z) = z.$$

We have the two following properties of radial SLE map \tilde{f}_t : The first one is a kind of Markov property and the second one is a relation between the radial SLE and the whole–plane SLE [8, 10]

Lemma 1.42. (*Markov property of radial SLE map*)

$$(1.43) \quad \tilde{f}_t(z) = \lambda(s) \tilde{f}_{t-s}(\tilde{f}_s(z)/\lambda(s)).$$

Lemma 1.44. *The limit in law, $\lim_{t \rightarrow +\infty} e^t \tilde{f}_t(z)$, exists and has the same law as the (time 0) interior whole–plane random map $f_0(z)$:*

$$(1.45) \quad \lim_{t \rightarrow +\infty} e^t \tilde{f}_t(z) \stackrel{(\text{law})}{=} f_0(z).$$

Note that the Loewner chains can also be defined on the complement of the unit disc. Let us here give the definition of the *exterior* version of whole–plane SLE

Definition 1.46. The *Whole–Plane Schramm–Loewner evolution* (of parameter κ), denoted by SLE_κ , in the complement of the unit disc is the solution of the stochastic PDE:

$$(1.47) \quad \frac{\partial \hat{f}_t(\zeta)}{\partial t} = \zeta \frac{\partial \hat{f}_t(\zeta)}{\partial \zeta} \frac{\lambda(t) + \zeta}{\lambda(t) - \zeta}, \quad \lim_{t \rightarrow +\infty} \hat{f}_t(e^t z) = z,$$

where $\lambda(t) := e^{i\sqrt{\kappa}B_t}$ with B_t being the standard one dimensional Brownian motion and κ being a nonnegative parameter.

The exterior whole-plane SLE_κ map \hat{f}_t and the interior whole-plane SLE_κ map f_t are related by the inversion

$$(1.48) \quad \hat{f}_t(\zeta) \stackrel{(\text{law})}{=} \frac{1}{f_t(\frac{1}{\zeta})}, \quad \zeta \in \Delta.$$

1.2. Average generalized integral means spectrum of whole-plane SLE.

It is showed in [7,8] that by using a martingale method and Markov property (1.43), one can obtain a PDE satisfied by the mixed moment $\mathbb{E}(|z|^q |\hat{f}'_t(z)|^p / |\tilde{f}'_t(z)|^q)$ of the radial SLE map \tilde{f}_t . Lemma 1.44 then follows to show that function $G(z, \bar{z}) = \mathbb{E}(|z|^q |f'(z)|^p / |f(z)|^q)$ is a solution of the following linear PDE

$$(1.49) \quad \mathcal{P}(D)[G(z, \bar{z})] = -\frac{\kappa}{2}(z\partial - \bar{z}\bar{\partial})^2 G - \frac{1+z}{1-z}z\partial G - \frac{1+\bar{z}}{1-\bar{z}}\bar{z}\bar{\partial} G \\ + \left[-\frac{p}{(1-z)^2} - \frac{p}{(1-\bar{z})^2} + \frac{q}{1-z} + \frac{q}{1-\bar{z}} + 2p - 2q \right] G = 0.$$

The solution space of this equation is one-dimensional and G is the solution satisfying $G(0, 0) = 1$. Using polar coordinates ($z = re^{i\theta}$), we can rewrite this equation as

$$(1.50) \quad \frac{\kappa}{2}G_{\theta,\theta} - \frac{2r \sin \theta}{r^2 - 2r \cos \theta + 1}G_\theta + \frac{r(r^2 - 1)}{r^2 - 2r \cos \theta + 1}G_r \\ + \left(-2p \frac{1 - 2r \cos \theta + r^2(\cos^2 \theta - \sin^2 \theta)}{(1 - 2r \cos \theta + r^2)^2} + 2q \frac{1 - r \cos \theta}{1 - 2r \cos \theta + r^2} + 2p - 2q \right) G = 0.$$

Eq. (1.50) is parabolic and the variable r plays the role of time in the heat equation. The singularity of (1.50) at $r = 1$ corresponds to the singularity at infinity in the usual parabolic equations. Moreover, the coefficients of (1.50) have singularities at $(r, \theta) = (1, 0)$. Coming back to the variables z, \bar{z} , we just look for the singular part of $G(z, \bar{z})$ as

$$(1.51) \quad (1 - z\bar{z})^{-\beta} u^\gamma, \quad \text{where } u = (1 - z)(1 - \bar{z}).$$

The average generalized integral means spectrum $\beta(p, q)$ is then given by

$$(1.52) \quad \beta(p, q) = \begin{cases} \beta & \gamma \geq -1/2 \\ \beta - 2\gamma - 1 & \gamma < -1/2. \end{cases}$$

Spectrum functions. It is so far showed in [1–3, 7–10] that the values of β and γ are determined by particular quadratic functions. Let us now recall how these functions appeared. We use the same notations as in [7,8]. We focus on the solutions $G(z, \bar{z})$ of (1.49) of the form (1.51)

$$(1.53) \quad G(z, \bar{z}) := (1 - z\bar{z})^{-\beta} u^\gamma, \quad \text{where } u = (1 - z)(1 - \bar{z}).$$

The action of the differential operator $\mathcal{P}(D)$ on $G(z, \bar{z})$ is then

$$(1.54) \quad \mathcal{P}(D)(G(z, \bar{z})) = 2 \left[\beta(p, \gamma) - \beta \right] \frac{z\bar{z}}{u} + C(p, \gamma) \left(\frac{1 - z\bar{z}}{u} \right)^2 \\ + [A(p, q, \gamma) + C(p, \gamma)] \frac{1 - z\bar{z}}{u} + A(p, q, \gamma),$$

where

$$(1.55) \quad A(p, q, \gamma) := -\frac{\kappa}{2}\gamma^2 + \gamma + p - q,$$

$$(1.56) \quad C(p, \gamma) := -\frac{\kappa}{2}\gamma^2 + \left(2 + \frac{\kappa}{2}\right)\gamma - p,$$

$$(1.57) \quad \beta(p, \gamma) := \frac{\kappa}{2}\gamma^2 - C(p, \gamma) = k\gamma^2 - \left(2 + \frac{\kappa}{2}\right)\gamma + p.$$

We will often use the shorthand notations $A^\sigma(\gamma), C(\gamma), \beta(\gamma)$ for $A(p, q, \gamma), C(p, \gamma), \beta(p, \gamma)$, where $\sigma = q/p - 1$. It is obvious that on the curve in the (p, q) -plane defined by

$$(1.58) \quad \begin{aligned} A^\sigma(\gamma) &= -\frac{\kappa}{2}\gamma^2 + \gamma + p - q = 0, \\ C(\gamma) &= -\frac{\kappa}{2}\gamma^2 + \left(2 + \frac{\kappa}{2}\right)\gamma - p = 0, \end{aligned}$$

where γ is a real parameter, we have a solution G of (1.49) as

$$(1.59) \quad G(z, \bar{z}) = (1 - z\bar{z})^{-\beta(\gamma)} u^\gamma = (1 - z\bar{z})^{-\frac{k\gamma^2}{2}} (1 - z)^\gamma (1 - \bar{z})^\gamma.$$

On this curve, the average generalized integral means spectrum is thus given in term of the parameter γ by

$$(1.60) \quad \beta(p, q) = \begin{cases} \beta(\gamma) & \gamma \geq -1/2 \\ \beta(\gamma) - 2\gamma - 1 & \gamma < -1/2. \end{cases}$$

We see that the function $\beta(p, q)$ is determined by the quadratic functions $A^\sigma(\gamma), C(\gamma), \beta(\gamma)$. As we will see in the rest of this introduction, all analytic expressions so far obtained of the spectrum $\beta(p, q)$ are defined by means of these quadratic functions.

Dual property of the function $\beta(\gamma)$. Function β defined by (1.57) has an important *dual property*: let γ and γ' such that

$$(1.61) \quad \gamma + \gamma' = \frac{2}{\kappa} + \frac{1}{2},$$

then $\beta(\gamma) = \beta(\gamma')$. Denote γ_{lin} the value of the parameter γ at which γ and γ' coincide

$$(1.62) \quad \gamma_{lin} := \frac{1}{\kappa} + \frac{1}{4}.$$

It is remarkable that $\beta(\gamma_{lin}) = \min_\gamma \beta(\gamma)$.

Spectrum functions. Let us denote γ_1^-, γ_1 the real solutions of $A^\sigma(\gamma) = 0$ and γ_0, γ_0^+ the real solutions of $C(\gamma) = 0$:

$$(1.63) \quad \gamma_0 = \frac{2}{\kappa} + \frac{1}{2} - \frac{1}{2\kappa} \sqrt{(4 + \kappa)^2 - 8\kappa p},$$

$$(1.64) \quad \gamma_0^+ = \frac{2}{\kappa} + \frac{1}{2} + \frac{1}{2\kappa} \sqrt{(4 + \kappa)^2 - 8\kappa p},$$

$$(1.65) \quad \gamma_1^- = \frac{1}{\kappa} - \frac{1}{\kappa} \sqrt{1 - 2\sigma\kappa p} = \frac{1}{\kappa} - \frac{1}{\kappa} \sqrt{1 + 2\kappa(p - q)},$$

$$(1.66) \quad \gamma_1 = \frac{1}{\kappa} + \frac{1}{\kappa} \sqrt{1 - 2\sigma\kappa p} = \frac{1}{\kappa} + \frac{1}{\kappa} \sqrt{1 + 2\kappa(p - q)}.$$

Remark 1.67. The solutions γ_0, γ_0^+ are defined only to the left of the vertical line

$$(1.68) \quad \Delta_0 : p = -1 - 3\kappa/8.$$

While γ_1^-, γ_1 are defined only below the line of slope 1

$$(1.69) \quad \Delta_1 : q = p + 1/2\kappa.$$

Definition 1.70. The *spectrum functions* $\beta_0, \beta_{tip}, \beta_1, \beta_{lin}$ are defined as

$$(1.71) \quad \beta_0(p) := \beta(\gamma_0) = -p + \frac{4 + \kappa}{4\kappa}(4 + \kappa - \sqrt{4 + \kappa)^2 - 8\kappa p},$$

$$(1.72) \quad \beta_{tip}(p) := \beta(\gamma_0) - 2\gamma_0 - 1 = -p - 1 + \frac{1}{4}(4 + \kappa - \sqrt{4 + \kappa)^2 - 8\kappa p},$$

$$(1.73) \quad \beta_1(p, q) := \beta(\gamma_1) = 3p - 2q - \frac{1}{2} - \frac{1}{2}\sqrt{1 + 2\kappa(p - q)},$$

$$(1.74) \quad \beta_{lin}(p) := \beta(\gamma_{lin}) = p - \frac{(4 + \kappa)^2}{16\kappa}.$$

We call \mathcal{S} the infinite wedge located below the line Δ_1 (1.69) and to the left of the line Δ_0 (1.68). This is the domain where both γ_0, γ_1 , hence β_0 and β_1 , are well defined.

Return to values of the average generalized integral means spectrum $\beta(p, q)$, on the above curve $A^\sigma(\gamma) = 0, C(\gamma) = 0$, the value of $\beta(p, q)$ is given by

$$(1.75) \quad \beta(p, q) = \begin{cases} \beta(\gamma_0) - 2\gamma_0 - 1 & \gamma = \gamma_0 \leq -1/2 \\ \beta(\gamma_0) & -1/2 < \gamma = \gamma_0 \leq \gamma_{lin} \\ \beta(\gamma_1) & \gamma = \gamma_1 > \gamma_{lin} \end{cases}$$

$$(1.76) \quad = \begin{cases} \beta_{tip}(p) & p \leq p'_0(\kappa) \\ \beta_0(p) & p'_0(\kappa) < p \leq p_0(\kappa) \\ \beta_1(p, q) & p > p_0(\kappa) \end{cases}$$

where $p'_0(\kappa) = -1 - 3\kappa/8$ and $p_0(\kappa) = 3(4 + \kappa)^2/32\kappa$.

In [1–3] the average integral means spectrum of the exterior whole-plane SLE, corresponding to the spectrum $\beta(p, q)$ on the line $q = 2p$, was obtained as

$$(1.77) \quad \beta(p, 2p) = \begin{cases} \beta_{tip}(p) & p \leq p'_0(\kappa) \\ \beta_0(p) & p'_0(\kappa) < p \leq p_0(\kappa) \\ \beta_{lin}(p) & p > p_0(\kappa) \end{cases}$$

In [9, 10] the average integral means spectrum of the interior whole-plane SLE, corresponding to the spectrum $\beta(p, q)$ on the line $q = 0$, was obtained as

$$(1.78) \quad \beta(p, 0) = \begin{cases} \beta_{tip}(p) & p \leq p'_0(\kappa) \\ \beta_0(p) & p'_0(\kappa) < p \leq p^*(\kappa) \\ \beta_1(p, 0) & p^*(\kappa) < p < \min(\hat{p}(\kappa), p(\kappa)) \end{cases}$$

where

$$(1.79) \quad p^*(\kappa) = (\sqrt{2(4 + \kappa)^2 + 4} - 6)(\sqrt{2(4 + \kappa)^2 + 4} + 2)/32\kappa,$$

$$(1.80) \quad \hat{p}(\kappa) = 1 + \kappa/2,$$

$$(1.81) \quad p(\kappa) = (6 + \kappa)(2 + \kappa)/8\kappa.$$

Transition lines. We recall the subsets of the parameter (p, q) -plane where the spectrum functions $\beta_{tip}, \beta_0, \beta_{lin}, \beta_1$ coincide.

The line D'_0 . Since the definition (1.72) of β_{tip} , the spectrum functions β_{tip} and β_0 coincide on the set characterized by $\gamma_0(p) = -1/2$, that is the vertical line

$$(1.82) \quad D'_0 := \left\{ (p, q) : p = -1 - \frac{3\kappa}{8} \right\}.$$

The Red parabola and the Green parabola. To find the set where β_0 and β_1 coincide, we look for the solution of the equation $\beta(\gamma_0(p)) = \beta(\gamma_1(p, q))$. This equation is equivalent to $\gamma_0(p) = \gamma_1(p, q)$ or $\gamma_0(p) = \gamma'_1(p, q)$ where $\gamma'_1(p, q)$ is the dual value of $\gamma_1(p, q)$ by the Dual property of β . The last equations lead to introducing the two parabolas so-called (and drawn in) **red**, denoted by \mathcal{R} and **green**, denoted by \mathcal{G} .

The *red parabola* \mathcal{R} is the previously mentioned curve on which we find the integrable form (1.59) of the generalized moment $\mathbb{E}(|z|^q |f'(z)|^p / |f(z)|^q)$. Recall that this parabola is defined by the simultaneous conditions

$$(1.83) \quad A^\sigma(p, \gamma) = A(p, q, \gamma) = 0, C(p, \gamma) = 0.$$

Its parametric form is given by

$$(1.84) \quad \begin{aligned} p = p_{\mathcal{R}}(\gamma) &:= \left(2 + \frac{\kappa}{2} \right) \gamma - \frac{\kappa}{2} \gamma^2, \\ q = q_{\mathcal{R}}(\gamma) &:= \left(3 + \frac{\kappa}{2} \right) \gamma - \kappa \gamma^2, \gamma \in \mathbb{R}. \end{aligned}$$

Along the red parabola \mathcal{R} , we successively have

$$(1.85) \quad \gamma = \gamma_1^-(p) = \gamma_0(p), \gamma \in (-\infty, 1/\kappa],$$

$$(1.86) \quad \gamma = \gamma_1(p) = \gamma_0(p), \gamma \in [1/\kappa, 2/\kappa + 1/2],$$

$$(1.87) \quad \gamma = \gamma_1(p) = \gamma_0^+(p), \gamma \in [2/\kappa + 1/2, +\infty).$$

The above three intervals of the parameter γ are respectively corresponding to the three parts of the red parabola \mathcal{R} that we hereafter call the *left part*, the *middle part* and the *right part* of \mathcal{R} . These three parts are separated by the tangent points T_1, T_0 of the red parabola with the tangent lines Δ_1, Δ_0 respectively defined by (1.69), (1.68) (see Figure 3b). From the definitions of β_0, β_1 and (1.86), we see that β_0 and β_1 coincide on the middle part of the red parabola \mathcal{R} .

The *green parabola* \mathcal{G} is defined by the simultaneous conditions

$$(1.88) \quad \begin{aligned} A^\sigma(p, \gamma') &= A(p, q, \gamma) = 0, C(p, \gamma) = 0, \\ \gamma + \gamma' &= 2/\kappa + 1/2. \end{aligned}$$

Here we have set that γ and γ' are *dual* of each other by the Dual property of the function β . We find the parametric form of \mathcal{G} as

$$(1.89) \quad \begin{aligned} p = p_{\mathcal{G}}(\gamma') &:= \frac{(4 + \kappa)^2}{8\kappa} - \frac{\kappa}{2} \gamma'^2, \\ q = q_{\mathcal{G}}(\gamma') &:= \frac{(4 + \kappa)^2}{8\kappa} + \gamma' - \kappa \gamma'^2, \gamma' \in \mathbb{R}. \end{aligned}$$

Along the parabola \mathcal{G} , we have

$$(1.90) \quad \gamma' = \gamma_1^-(p), \gamma = \gamma_0^+(p), \gamma \in (-\infty, 0],$$

$$(1.91) \quad \gamma' = \gamma_1^-(p), \gamma = \gamma_0(p), \gamma \in [0, 1/\kappa],$$

$$(1.92) \quad \gamma' = \gamma_1(p), \gamma = \gamma_0(p), \gamma \in [1/\kappa, +\infty).$$

The intervals $(-\infty, 1/\kappa]$ and $[1/\kappa, +\infty)$ of the parameter γ are respectively corresponding to the two parts of the green parabola \mathcal{G} that we hereafter call the *right branch* and the *left branch* of \mathcal{G} . These two branches are separated by the tangent point T'_1 of the green parabola with the tangent line Δ_1 (see Figure 3b). From the Dual property of the function β and (1.92), we see that β_0 and β_1 coincide on the left branch of the green parabola \mathcal{G} .

The lines D_0 and D_1 . The intersection points of the red parabola and the green parabola are

$$(1.93) \quad P_0 : p_0 = p_0(\kappa) = \frac{3(4 + \kappa)^2}{32\kappa}, q_0 = \frac{(4 + \kappa)(8 + \kappa)}{16\kappa},$$

$$(1.94) \quad P_1 : p_1 = \frac{(8 + \kappa)(8 + 3\kappa)}{32\kappa}, q_0 = \frac{(4 + \kappa)(8 + \kappa)}{16\kappa}.$$

Let D_0 and D_1 respectively be the vertical line and the slope 1 line passing through the point P_0

$$(1.95) \quad D_0 := \left\{ (p, q) : p = p_0 \right\}$$

$$(1.96) \quad D_1 := \left\{ (p, q) : q - p = q_0 - p_0 = \frac{16 - \kappa^2}{32\kappa} \right\}.$$

The line D_0 is the set on which β_0 and β_{lin} coincide while the line D_1 is the set on which β_1 and β_{lin} coincide. Indeed, one can see that the equation $\beta(\gamma_0(p)) = \beta(\gamma_{lin}(p))$ is equivalent to $\gamma_0(p) = \gamma_{lin}(p)$. The last one is then simplified to obtain $p = p_0$. Similarly, the equation $\beta(\gamma_1(p, q)) = \beta(\gamma_{lin}(p))$ is equivalent to $\gamma_1(p, q) = \gamma_{lin}(p)$. The last one is then simplified to obtain $q - p = q_0 - p_0$.

The Blue Quartic. To find the set where β_1 and β_{tip} coincide, we look for the solution of the equation $\beta_1(p, q) = \beta_{tip}(p)$. It was showed in [8] that the solution lies on a branch of a quartic \mathcal{Q} , so-called **blue**, defined by

$$(1.97) \quad \begin{aligned} p = p_{\mathcal{Q}}(\gamma) &:= \frac{\kappa}{16} \left(1 + \frac{\kappa}{4} \right) \gamma - \frac{\kappa}{2} \gamma^2 - \frac{1}{8} \Delta^{\frac{1}{2}}(\gamma), \\ q = q_{\mathcal{Q}}(\gamma) &:= p_{\mathcal{Q}}(\gamma) + \gamma - \kappa \gamma^2, \gamma \in \mathbb{R} \end{aligned}$$

where

$$(1.98) \quad \Delta(\gamma) = 4\kappa^2 \gamma^2 - 2\kappa(4 + \kappa)\gamma + \frac{1}{4}(8 + \kappa)^2 + 4\kappa.$$

Along this branch of the quartic, we successively have

$$(1.99) \quad \gamma = \gamma_1^-(p, q); \beta(\gamma_1^-(p, q)) = \beta_{tip}(p), \gamma \in (-\infty, 1/\kappa],$$

$$(1.100) \quad \gamma = \gamma_1(p, q); \beta(\gamma_1(p, q)) = \beta_{tip}(p), \gamma \in [1/\kappa, +\infty).$$

Hence the spectrum functions β_1 and β_{tip} coincide on the part of the quartic branch \mathcal{Q} (1.97) corresponding to the interval $[1/\kappa, +\infty)$ of γ . The intersection of the blue quartic \mathcal{Q} (1.97) with the green parabola \mathcal{G} is located at

$$(1.101) \quad Q_0 : p'_0 = -1 - \frac{3\kappa}{8}, q'_0 = -2 - \frac{7\kappa}{8}; \gamma = 1 + \frac{2}{\kappa}.$$

Note that the vertical line D'_0 , corresponding to the transition from β_{tip} to β_0 , also passes through Q_0 .

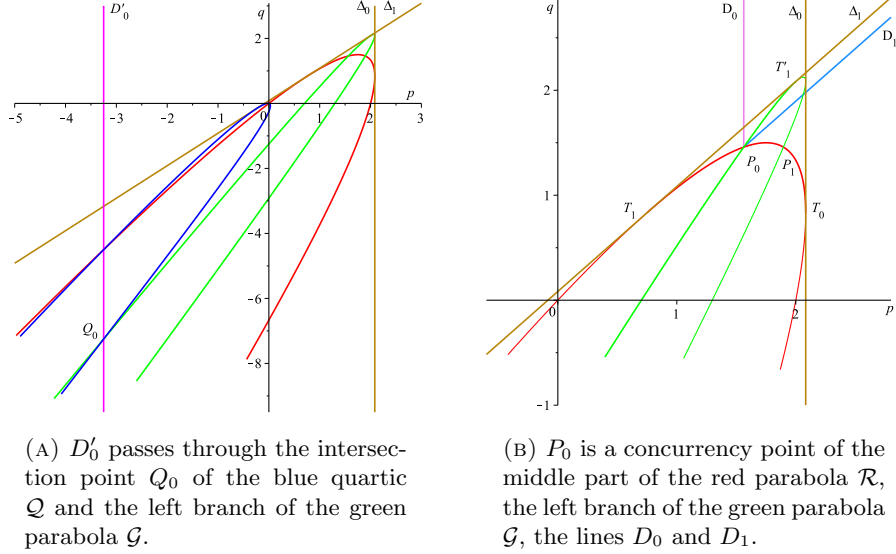


FIGURE 3. Various transition lines.

Conjecture about the average generalized integral means spectrum of whole-plane SLE. In [7, 8], the authors claimed that the generalized integral means spectrum of whole-plane SLE has exactly four phases $\beta_{tip}, \beta_0, \beta_{lin}, \beta_1$. It comes from the belief (probably true) that the values of $\beta(p, q)$ are only given by the singularity of the moment expectation $\mathbb{E}(|z|^q |f'(z)|^p / |f(z)|^q)$ at the generic part of the boundary of the image domain (the bulk), at the growing tip of the SLE trace, at the tip at infinity (unboundedness of $f = f_0$) or by the linear prolongation due to the convexity of the generalized spectrum. There is only one possible scenario that emerges to construct the average generalized integral means spectrum by a continuous matching of the four spectra $\beta_{tip}, \beta_0, \beta_{lin}, \beta_1$ along the phase transition lines described above: $\beta(p, q)$ is respectively given by the functions $\beta_{tip}, \beta_0, \beta_{lin}, \beta_1$ in the four zones $\mathfrak{D}_{tip}, \mathfrak{D}_0, \mathfrak{D}_{lin}, \mathfrak{D}_1$ where these zones are defined as

\mathfrak{D}_{tip} is the domain located above the blue quartic up to point Q_0 and to the left of the upper half-line D'_0 starting at Q_0 .

\mathfrak{D}_0 is the domain located to the right of the upper half-line D'_0 starting from Q_0 , above the part Q_0P_0 of the left branch of the green parabola \mathcal{G} , to the left of the upper half-line D_0 starting from P_0 .

\mathfrak{D}_{lin} is the infinite wedge of apex P_0 situated to the right of the line D_0 and above the line D_1 .

\mathfrak{D}_1 is the domain situated below the line D_1 , to the right of the left branch of the green parabola \mathcal{G} above the point Q_0 and to the right of the blue quartic \mathcal{Q} below the point Q_0 (see Figure 4).

This conjecture is already proved in the same works for the domain situated to the left of the right branch of the green parabola up to the intersection point

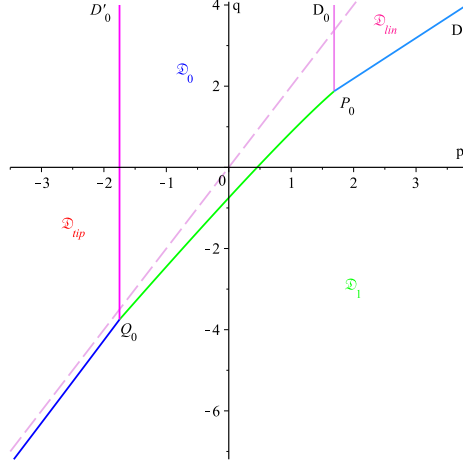


FIGURE 4. Phase diagram of $\beta(p, q)$ in the conjecture introduced in [7, 8]: The domains \mathfrak{D}_{tip} , \mathfrak{D}_0 , \mathfrak{D}_{lin} , \mathfrak{D}_1 respectively correspond to the phases β_{tip} , β_0 , β_{lin} , β_1 . The dashed line $q = 2p$, corresponding to the bounded exterior whole-plane SLE, successively passes the domains \mathfrak{D}_{tip} , \mathfrak{D}_0 , \mathfrak{D}_{lin} as was proved in [3].

with the line D_3 : $q - p = -1 - \kappa/2$, followed by the line D_3 up to the intersection point of this line with the right part of red parabola starting from P_0 , followed by the red parabola up to point P_0 , then followed by the upper half-line D_1 : $q = p - (k^2 - 16)/32\kappa$ (see Figure 1a). In order to do that, the authors generalized the martingale argument in [2, 3, 10] to the two parameters p, q setting, then obtained the PDE (1.49) verified by $\mathbb{E}(|z|^q |f'(z)|^p / |f(z)|^q)$. Since this equation is parabolic in the polar variables (r, θ) , it allowed the authors to use the maximum principle to estimate the integral means of the solution on the circles $|z| = r$, for all r sufficiently closed to 1, by those of a sub-solution and a super-solution. In fact, the authors have constructed appropriate sub-solutions and super-solutions to the PDE (1.49) with that they proved in turn the conjecture on sub-domains of the above mentioned domain:

Theorem 1.102. (Duplantier–Ho–Le–Zinsmeister [7, 8])

Let $\beta(p, q)$ the average generalized integral means spectrum of whole-plane SLE. Then

- (I) $\beta(p, q)$ is given by $\beta_0(p)$ in \mathfrak{D}_0 and by $\beta_{tip}(p)$ in \mathfrak{D}_{tip} .
- (II) $\beta(p, q)$ is given by $\beta_{lin}(p)$ in \mathfrak{D}_{lin} .
- (III) Denote \mathfrak{D} the interior part of the green parabola located to the left of D_0 and \mathfrak{W} , a sub-domain of \mathfrak{D} , the lower infinite wedge of apex Q_0 located between the left branch of the green parabola and the blue quartic (see Figure 5b). Then $\beta(p, q)$ is given by $\beta_{tip}(p, q)$ in \mathfrak{W} and by $\beta_1(p, q)$ in $\mathfrak{D} \setminus \mathfrak{W}$.
- (IV) Denote $\hat{\mathfrak{D}}$ the racket-shaped finite domain located between the left branch of the green parabola and the right branch of the red parabola and above the line D_3 (see Figure 5b). Then $\beta(p, q)$ is given by $\beta_1(p, q)$ in $\hat{\mathfrak{D}}$.

In the rest of the (p, q) -plane, they showed that β_1 is an upper bound of $\beta(p, q)$. Namely, they proved the following

Proposition 1.103. (*Duplantier–Ho–Le–Zinsmeister* [7, 8])

Let $\{\mathcal{E}_-, \mathcal{I}, \mathcal{E}_+\}$ the partition of the half-plane below Δ_1 by the red parabola: An interior domain \mathcal{I} , a left exterior wedge \mathcal{E}_- of apex T_0 and a right exterior wedge \mathcal{E}_+ of the same apex (see Figure 5a). Then $\beta(p, q)$ is bounded below as $\beta_1(p, q) \leq \beta(p, q)$ in $\mathcal{E}_- \cup \mathcal{I}$, whereas $\beta(p, q) \leq \beta_1(p, q)$ in \mathcal{E}_+ .

The conjecture has not been proved for the whole (p, q) -plane since we lack a proof for the sharpness of the above upper bound β_1 . The total domain in Theorem 1.102 is so far the largest one where the values of the average generalized integral means spectrum $\beta(p, q)$ of whole-plane SLE are given and the question of determining values of $\beta(p, q)$ in the rest of the (p, q) -plane is still open.

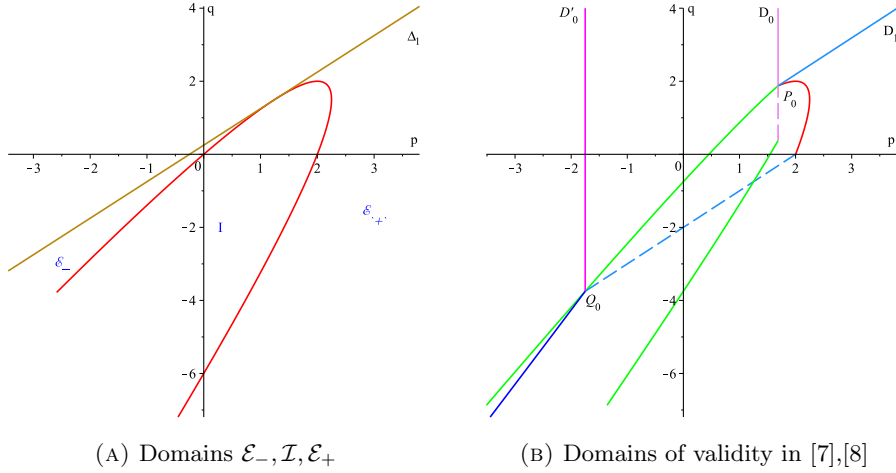
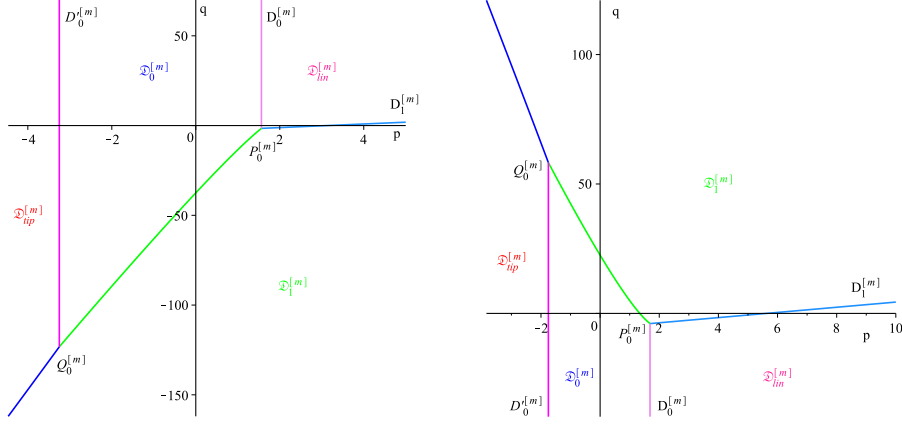


FIGURE 5. Domains where the results on $\beta(p, q)$ were obtained in [7, 8]

Finally, let us notice that, by the relation (1.30), the conjecture about $\beta(p, q)$ implies another one about $\beta^{[m]}$, the average generalized integral means spectrum associated to the m -fold transform of the whole-plane SLE map $f = f_0$: Let $\mathfrak{D}_{tip}^{[m]}, \mathfrak{D}_0^{[m]}, \mathfrak{D}_{lin}^{[m]}, \mathfrak{D}_1^{[m]}$ respectively be the image of $\mathfrak{D}_{tip}, \mathfrak{D}_0, \mathfrak{D}_{lin}, \mathfrak{D}_1$ under the inverse transformation $T_m^{-1}(p, q) = (p, (1 - m)p + mq)$ of the endomorphism of \mathbb{R}^2 given by $T_m(p, q) = (p, q_m)$, where q_m is defined in (1.30). The value of $\beta^{[m]}$ is respectively given on $\mathfrak{D}_{tip}^{[m]}, \mathfrak{D}_0^{[m]}, \mathfrak{D}_{lin}^{[m]}, \mathfrak{D}_1^{[m]}$ by $\beta_{tip}, \beta_0, \beta_{lin}$ and

$$(1.104) \quad \beta_1^{[m]}(p, q) = \beta_1(p, q_m) = \left(1 + \frac{2}{m}\right)p - \frac{2}{m}q - \frac{1}{2} - \frac{1}{2}\sqrt{1 + \frac{2\kappa}{m}(p - q)}.$$

Theorem 1.102 shows that the conjecture about $\beta^{[m]}$ is confirmed on the image domain under the linear transformation $T_m^{-1}(p, q) = (p, (1 - m)p + mq)$ of the validity domain of the conjecture about $\beta(p, q)$ (see Figure 2a).



(A) For $\kappa = 6, m = 30$, the diagram of $\beta^{[m]}(p, q)$ looks similar to that of $\beta(p, q)$. The usual integral means spectrum $\beta^{[m]}(p, 0)$ of $f^{[m]}$ successively takes the phases $\beta_{tip}, \beta_0, \beta_{lin}, \beta_1^{[m]}$.

(B) For $\kappa = 2, m = -30$, $\det T_m^{-1} = m < 0$, the vertical positions of $\mathfrak{D}_0^{[m]}, \mathfrak{D}_{tip}^{[m]}, \mathfrak{D}_{lin}^{[m]}, \mathfrak{D}_1^{[m]}$ are reversed. The usual integral means spectrum $\beta^{[m]}(p, 0)$ of $f^{[m]}$ successively takes the phases $\beta_{tip}, \beta_0, \beta_1^{[m]}, \beta_{lin}$.

FIGURE 6. Conjecture about $\beta^{[m]}(p, q)$

2. PROOF OF THE MAIN THEOREM

2.1. Maximum principle method. Let us first introduce the following notion of *integral means exponent* that will be often mentioned in this work: For $\phi(z, \bar{z})$ a function defined in \mathbb{D} and integrable on any circle $r\partial\mathbb{D}$, where $0 < r < 1$, the integral means exponent of ϕ is the number ϵ_ϕ defined as

$$(2.1) \quad \epsilon_\phi := \limsup_{r \rightarrow 1^-} \frac{\log \int_{r\partial\mathbb{D}} |\phi(z, \bar{z})| |dz|}{-\log(1-r)}.$$

The generalized spectrum $\beta(p, q)$ is then the integral means exponent of the moment expectation $\mathbb{E}(|z|^q |f'(z)|^p / |f(z)|^q)$. The problem of determining the values of $\beta(p, q)$ takes us to the question of estimating the integral means exponent of the solution of Eq. (1.49). As mentioned above, the operator $\mathcal{P}(D)$ when written in polar coordinates as in (1.50), is *parabolic*. Suppose that ϕ_-, ϕ_+ are positive, bounded functions on the circle of radius $r_0 < 1$ such that $\mathcal{P}(D)(\phi_-) < 0$ and $\mathcal{P}(D)(\phi_+) > 0$. One can find positive constants m, M such that $m\phi_+ < G < M\phi_-$ on the circle $r = r_0$. The *maximum principle* and the *minimum principle* ([11], Theorem 7.1.9) yield that $m\phi_+ < G < M\phi_-$ in the annulus $r_0 < r < 1$ (we say that ϕ_-, ϕ_+ are respectively a *sub-solution* and a *super-solution* of (1.50), or of the differential operator $\mathcal{P}(D)$). It implies that $\epsilon_{\phi_+} \leq \epsilon_G \leq \epsilon_{\phi_-}$ where $\epsilon_{\phi_+}, \epsilon_G, \epsilon_{\phi_-}$ are respectively the integral means exponents of ϕ_+, G, ϕ_- . Thus we have the following estimations on $\beta(p, q)$: $\epsilon_{\phi_+} \leq \beta(p, q) \leq \epsilon_{\phi_-}$. Indeed, we will construct appropriate sub-solutions and super-solutions to estimate the generalized spectrum $\beta(p, q)$ and prove Theorem 1.31.

2.2. Sub-solutions and super-solutions. Inspired by the previous works [8, 10], let us first introduce the following test functions

$$(2.2) \quad \psi(z, \bar{z}) = (1 - z\bar{z})^{-\beta(\gamma)}g(u),$$

where γ is a real parameter, $\beta(\gamma)$ is defined by (1.57), $u = (1 - z)(1 - \bar{z})$ and g is a general solution of the equation

$$(2.3) \quad [p(2 - \sigma u) - 2\beta(\gamma)]g(u) + \left[\frac{\kappa}{2}(2 - \kappa) - (4 - u) \right]ug'(u) + \frac{\kappa}{2}(4 - u)u^2g''(u) = 0,$$

with $\sigma := q/p - 1$. The generalized spectrum $\beta(p, q)$ has been studied in [8] by using Maximum principle method with sub-solutions and super-solutions to (1.49) of the following form

$$(2.4) \quad \phi_{\pm}(z, \bar{z}) = \psi(z, \bar{z})(-\log(1 - z\bar{z}))^{\delta_{\pm}}.$$

Here we will construct *mixed sub-solutions* and *mixed super-solutions* as

$$(2.5) \quad \phi_{\pm}(z, \bar{z}) = [\psi_0(z, \bar{z}) + \psi_1(z, \bar{z})](-\log(1 - z\bar{z}))^{\delta_{\pm}}$$

where ψ_0, ψ_1 are tests functions of the form (2.2) corresponding to two different values of parameter γ . We notice that the functions ϕ_{\pm} (2.4), (2.5) are continuous on any circle of radius $r_0 < 1$, so they are bounded on this circle. One then needs to consider the positivity of ϕ_{\pm} and the sign of $\mathcal{P}(D)(\phi_{\pm})$ to construct sub-solutions and super-solutions to (1.50).

The above Eq. (2.3) is called *boundary equation* since it comes from the restriction of Eq. (1.50) to the unit circle $r = 1$. Let us give a brief explain for the appearance of Eq. (2.3) and the exponent $\beta(\gamma)$ in (2.2). This equation appears when we look for necessary conditions for that (1.49) has a solution of the form $G(z, \bar{z}) = (1 - z\bar{z})^{-\beta}g(|1 - z|^2)$. Namely, after substituting this form of G into Eq. (1.50) and then setting $r = 1$, we arrive at

$$(2.6) \quad [2p - p\sigma(2 - 2\cos\theta) - 2\beta]g - [4\sin^2\theta - \kappa(2 - 2\cos\theta)\cos\theta]g' + 2\kappa(2 - 2\cos\theta)\sin^2\theta g'' = 0.$$

Denote $x := 2 - 2\cos\theta$, Eq. (2.6) becomes

$$(2.7) \quad [p(2 - \sigma x) - 2\beta]g(x) + \left[\frac{\kappa}{2}(2 - x) - (4 - x) \right]xg'(x) + \frac{\kappa}{2}(4 - x)x^2g''(x) = 0.$$

If we set

$$(2.8) \quad g(u) = u^{\gamma}g_0(u),$$

then $g_0(u)$ verifies the following equation

$$(2.9) \quad [A^{\sigma}(\gamma) - 2\beta + 2\beta(\gamma)]g_0(u) + \left[\frac{\kappa}{2}(2 - u) + (\kappa\gamma - 1)(4 - u) \right]g_0'(u) + \frac{\kappa}{2}(4 - u)ug_0''(u) = 0.$$

For $\beta = \beta(\gamma)$, Eq. (2.9) becomes a *hypergeometric equation*

$$(2.10) \quad A^{\sigma}(\gamma)g_0(u) + \left[\frac{\kappa}{2}(2 - u) + (\kappa\gamma - 1)(4 - u) \right]g_0'(u) + \frac{\kappa}{2}(4 - u)ug_0''(u) = 0,$$

and Eq. (2.7) becomes (2.3). Indeed, the change of variable $u := x/4$ implies that g_0 is a solution of the standard hypergeometric equation

$$(2.11) \quad -abg_0(x) + [c - (a + b + 1)x]g_0'(x) + x(1 - x)g_0''(x) = 0,$$

where

$$(2.12) \quad a = \gamma - \gamma_1, \quad b = \gamma - \gamma_1^-, \quad c = 1 + \gamma - \gamma',$$

$$(2.13) \quad a' = \gamma' - \gamma_1, \quad b' = \gamma' - \gamma_1^-, \quad c' = 1 + \gamma' - \gamma.$$

Here γ and γ' are dual values of the parameter defined by (1.61). The general solution of Eq. (2.10) is

$$(2.14) \quad g_0(u) = C_1 {}_2F_1\left(a, b, c, \frac{u}{4}\right) + C_2 \left(\frac{u}{4}\right)^{\gamma' - \gamma} {}_2F_1\left(a', b', c', \frac{u}{4}\right),$$

Hence we have the expression of g as

$$(2.15) \quad g(u) = C_1 \left(\frac{u}{4}\right)^\gamma {}_2F_1\left(a, b, c, \frac{u}{4}\right) + C_2 \left(\frac{u}{4}\right)^{\gamma'} {}_2F_1\left(a', b', c', \frac{u}{4}\right).$$

Remark 2.16. Eqs. (2.15), (2.12), (2.13) show that γ and γ' are symmetric in the expression of g . If we set $\beta = \beta(\gamma')$ and consider

$$(2.17) \quad g(u) = u^{\gamma'} g_1(u),$$

then g_1 is a solution of the hypergeometric equation

$$(2.18) \quad A^\sigma(\gamma') g_1(u) + \left[\frac{\kappa}{2}(2 - u) + (\kappa\gamma' - 1)(4 - u)\right] g_1'(u) + \frac{\kappa}{2}(4 - u) u g_1''(u) = 0.$$

Thus we have the expression of g_1 as

$$(2.19) \quad g_1(u) = C_1 \left(\frac{u}{4}\right)^{\gamma - \gamma'} {}_2F_1\left(a, b, c, \frac{u}{4}\right) + C_2 {}_2F_1\left(a', b', c', \frac{u}{4}\right).$$

2.3. Singularity and sign of test functions. In our constructions of sub-solutions and super-solutions by means of (2.2), (2.4), (2.5), we want that $g(u)$ is singularity free and should have a second derivative everywhere on the unit circle except at the point $z = 1$ (the equation (1.49) on G has singularity at that point). Note that $z = -1$ corresponds to $u = 4$, hence $g(u)$ should have expansion $g(u) = c + O(4 - u)$ at the endpoint 4. We also want the functions ψ (2.2) to be positive on \mathbb{D} (or at least $\psi > 0$ in a neighborhood of $z = 1$), i.e $g \geq 0$ on $(0, 4)$ (or at least $g > 0$ in a neighborhood of $u = 0$).

Smoothness of g at $u = 4$. One has the following developments at $u = 4$ of the hypergeometric functions in (2.15)

$$(2.20) \quad {}_2F_1\left(a, b, c, \frac{u}{4}\right) = \frac{\sqrt{\pi}\Gamma(c)}{\Gamma(\frac{1}{2} + a)\Gamma(\frac{1}{2} + b)} - \frac{\sqrt{\pi}\Gamma(c)}{\Gamma(a)\Gamma(b)} \sqrt{4 - u} + O(4 - u),$$

$$(2.21) \quad {}_2F_1\left(a', b', c', \frac{u}{4}\right) = \frac{\sqrt{\pi}\Gamma(c')}{\Gamma(\frac{1}{2} + a')\Gamma(\frac{1}{2} + b')} - \frac{\sqrt{\pi}\Gamma(c')}{\Gamma(a')\Gamma(b')} \sqrt{4 - u} + O(4 - u).$$

We then conclude that the function g (2.15) does not have singularities at $u = 4$ if and only if

$$(2.22) \quad C_1 \frac{\sqrt{\pi}\Gamma(c)}{\Gamma(a)\Gamma(b)} + C_2 \frac{\sqrt{\pi}\Gamma(c')}{\Gamma(a')\Gamma(b')} = 0.$$

By excluding the trivial case $C_1 = C_2 = 0$, Eq. (2.22) turns out to be one of the followings:

Case I: $C_1 = 0$, $a' = -n$ or $b' = -n$ where $n \in \mathbb{N}$. Function $g(u)$ is given by

$$(2.23) \quad g(u) = C_2 \left(\frac{u}{4}\right)^{\gamma_1 - n} {}_2F_1\left(-n, \gamma_1 - \gamma_1^- - n, \frac{1}{2} - \frac{2}{\kappa} - 2n + 2\gamma_1, \frac{u}{4}\right)$$

$$(2.24) \quad \text{or } g(u) = C_2 \left(\frac{u}{4}\right)^{\gamma_1^- - n} {}_2F_1\left(\gamma_1^- - \gamma_1 - n, -n, \frac{1}{2} - \frac{2}{\kappa} - 2n + 2\gamma_1^-, \frac{u}{4}\right).$$

Note that the above hypergeometric functions are polynomials of order n .

Case II: $C_2 = 0$, $a = -n$ or $b = -n$ where $n \in \mathbb{N}$. Function $g(u)$ is given by

$$(2.25) \quad g(u) = C_1 \left(\frac{u}{4}\right)^{\gamma_1 - n} {}_2F_1\left(-n, \gamma_1 - \gamma_1^- - n, \frac{1}{2} - \frac{2}{\kappa} - 2n + 2\gamma_1, \frac{u}{4}\right)$$

$$(2.26) \quad \text{or } g(u) = C_1 \left(\frac{u}{4}\right)^{\gamma_1^- - n} {}_2F_1\left(\gamma_1^- - \gamma_1 - n, -n, \frac{1}{2} - \frac{2}{\kappa} - 2n + 2\gamma_1^-, \frac{u}{4}\right).$$

Case III: $a = -n$, $a' = -m$ where $n, m \in \mathbb{N}$. Function $g(u)$ is given by

$$(2.27) \quad g(u) = C_1 \left(\frac{u}{4}\right)^{\gamma_1 - n} {}_2F_1\left(-n, \gamma_1 - \gamma_1^- - n, \frac{1}{2} - \frac{2}{\kappa} - 2n + 2\gamma_1, \frac{u}{4}\right) \\ + C_2 \left(\frac{u}{4}\right)^{\gamma_1 - m} {}_2F_1\left(-m, \gamma_1 - \gamma_1^- - m, \frac{1}{2} - \frac{2}{\kappa} - 2m + 2\gamma_1, \frac{u}{4}\right).$$

A necessary and sufficient condition for that function g (2.15) has the above form is that $\gamma + \gamma' = 1/2 + 2/\kappa$, here, $\gamma = \gamma_1 - n$, $\gamma' = \gamma_1 - m$. This is equivalent to

$$(2.28) \quad q = p - \frac{[2(n+m) + 1]^2 \kappa^2 - 16}{32\kappa}.$$

We note that the case $b = -n$, $b' = -m$ does not happen since it implies an absurd: $1/2 + 2\sqrt{1 + 2\kappa(p-q)}/\kappa = \gamma + \gamma' - 2\gamma_1^- = b + b' = -n - m$. The case $a = -n$, $b' = -m$ does not happen since it implies that $-1/2 = \gamma + \gamma' - \gamma_1 - \gamma_1^- = a + b' = -n - m$. Similarly, the case $a' = -n$, $b = -m$ does not happen.

Case IV: C_1, C_2 are non-null and a, b, a', b' are not non-positive integers.

We have

$$(2.29) \quad \frac{C_2}{C_1} = C_0 := -\frac{\Gamma(c)}{\Gamma(a)\Gamma(b)} \frac{\Gamma(a')\Gamma(b')}{\Gamma(c')}.$$

Positivity of g . We now give values of C_1, C_2 for that the function $g(u)$ is positive in a neighborhood of $u = 0$: In the above Case I, we take $C_2 > 0$. In Case II, we take $C_1 > 0$. In Case III and Case IV, if $\gamma < \gamma'$ we take $C_1 > 0$, if $\gamma' < \gamma$ we take $C_2 > 0$.

The following lemma provides a sufficient condition for the positivity (more precisely, non-negativity and not identically null) of ψ on \mathbb{D}

Lemma 2.30. *If $\min(\gamma, \gamma') < \gamma_1'$ then ψ is positive on the unit disc \mathbb{D} .*

Proof. Without loss of generality, we assume that $\gamma = \min(\gamma, \gamma')$. It is sufficient to prove that if $\gamma < \gamma_1'$ then $g_1 \geq 0$ on $[0, 4]$.

First, let us show that inequality $\gamma < \gamma_1'$ implies that $g_1(4) \geq 0$. We have

$$(2.31) \quad g_1(4) = C_1 \pi^{-\frac{3}{2}} \cos[\pi(a+b)] \Gamma\left(\frac{1}{2} + a + b\right) \Gamma\left(\frac{1}{2} - a\right) \Gamma\left(\frac{1}{2} - b\right).$$

Since $\gamma < \gamma'$, one has that $\gamma < 1/\kappa + 1/4$. Then

$$(2.32) \quad a + b = 2\gamma - \gamma_1 - \gamma_1^- = 2\gamma - \frac{2}{\kappa} < \frac{1}{2}.$$

We then always have that

$$(2.33) \quad \cos[\pi(a+b)]\Gamma\left(\frac{1}{2} + a + b\right) \geq 0.$$

We also notice that $a < b$. Inequality (2.32) then implies that $a < 1/4$, hence

$$\Gamma(1/2 - a) > 0.$$

As a consequence, if $\Gamma(1/2 - b)$ is positive then $g_1(4)$ is positive. We now note that

$$(2.34) \quad \frac{1}{2} - b = \frac{1}{2} - \gamma + \gamma_1^- = \frac{1}{2} + \frac{2}{\kappa} - \gamma - \gamma_1 = \gamma_1' - \gamma.$$

Therefore if $\gamma < \gamma_1'$ then $1/2 - b > 0$, hence $g_1(4) \geq 0$.

One also notices that inequality $\gamma < \gamma_1'$ implies that $\gamma' > \gamma_1$, hence $A^\sigma(\gamma') < 0$. In summary, g_1 is a solution of the hypergeometric equation (2.18) in which the sign of the coefficient of g_1 is negative while the sign of the coefficient of g_1'' is positive. Moreover, $g_1(0) > 0$ and $g_1(4) \geq 0$. Suppose that g_1 has a negative local minimum on $(0, 4)$. Then at this point, one has $g_1 < 0, g_1' = 0, g_1'' \geq 0$. This is contradictory with the signs of the coefficients of g_1 and g_1'' in (2.18). Therefore, g_1 is nonnegative on $[0, 4]$. Equivalently, ψ is positive on \mathbb{D} . \square

Standard test functions. Without loss of generality, we will hereafter use the following standard form of functions ψ (2.2)

$$(2.35) \quad \psi(z, \bar{z}) = (1 - z\bar{z})^{-\beta(\gamma)} u^\gamma g_0(u),$$

where $g_0(0) = 1$ and g_0 does not have singularities at $u = 4$.

The above arguments imply that the set of standard test functions is consist of functions (2.35), where:

$$(2.36) \quad \gamma = \gamma_1 - n, n \in \mathbb{N} \text{ and } g_0(u) = {}_2F_1\left(-n, \gamma_1 - \gamma_1^- - n, \frac{1}{2} - \frac{2}{\kappa} - 2n + 2\gamma_1, \frac{u}{4}\right),$$

$$(2.37) \quad \gamma = \gamma_1^- - n, n \in \mathbb{N} \text{ and } g_0(u) = {}_2F_1\left(\gamma_1^- - \gamma_1 - n, -n, \frac{1}{2} - \frac{2}{\kappa} - 2n + 2\gamma_1^-, \frac{u}{4}\right),$$

$$(2.38) \quad \gamma = \gamma_1 - n \text{ and } g_0(u) = {}_2F_1\left(-n, \gamma_1 - \gamma_1^- - n, \frac{1}{2} - \frac{2}{\kappa} - 2n + 2\gamma_1, \frac{u}{4}\right) \\ + C\left(\frac{u}{4}\right)^{n-m} {}_2F_1\left(-m, \gamma_1 - \gamma_1^- - m, \frac{1}{2} - \frac{2}{\kappa} - 2m + 2\gamma_1, \frac{u}{4}\right),$$

$$\text{with } m < n, q = p - \frac{[2(n+m) + 1]^2 \kappa^2 - 16}{32\kappa}; m, n \in \mathbb{N},$$

$$(2.39) \quad \gamma \text{ such that } \gamma_1 - \gamma, \gamma_1^- - \gamma, \gamma_1 - \gamma', \gamma_1^- - \gamma' \notin \mathbb{N}, \gamma < \gamma' \text{ and}$$

$$g_0(u) = {}_2F_1\left(a, b, c, \frac{u}{4}\right) + C_0\left(\frac{u}{4}\right)^{\gamma' - \gamma} {}_2F_1\left(a', b', c', \frac{u}{4}\right),$$

where C_0 is defined by (2.29).

Let us give some notices on this set:

First, the definition of standard test function does not include the positivity of ψ on \mathbb{D} . We only have that $\psi(0) > 0$ in a neighborhood of $z = 1$. However, Lemma 2.30 gives a sufficient condition for that ψ is positive on \mathbb{D} .

Second, the functions g_0 in (2.35) has the following properties:

$$(2.40) \quad \frac{ug'_0}{g_0} \rightarrow 0, \quad u \rightarrow 0,$$

$$(2.41) \quad \frac{g'_0(4)}{g_0(4)} = \frac{1}{\kappa} A^\sigma(\gamma).$$

The identity (2.41) is derived from (2.10) and the smoothness of g_0 at 4. The properties (2.40), (2.41) play an important role in the next section where we study the action of the differential $\mathcal{P}(D)$ on the standard test functions and their logarithmic modifications.

Third, a standard test function ψ can be written as $\psi(z, \bar{z}) = (1 - z\bar{z})^{-\beta(\gamma)} g(u)$ where g is defined by (2.15) as a linear combination of

$$(2.42) \quad \left(\frac{u}{4}\right)^\gamma {}_2F_1\left(a, b, c, \frac{u}{4}\right) \text{ and } \left(\frac{u}{4}\right)^{\gamma'} {}_2F_1\left(a', b', c', \frac{u}{4}\right).$$

Between these two functions, the leading term in the $u \rightarrow 0$ limit is that of the exponent $\min(\gamma, \gamma')$. It is important to note that the functions defined by (2.35), (2.36) are the only in the set of standard test functions such that this leading term may not appear in their formulas. In other words, among the standard test functions (2.35), these functions are the only that may have $\gamma > \gamma'$. Namely, in the domain located below the line of slope 1: $q = p - [\kappa^2(1 + 4n)^2 - 16]/32\kappa$, one has $\gamma = \gamma_1 - n > \gamma'_1 + n = \gamma'$. We will come back to this observation in Section 2.5.

2.4. Action of the differential operator. In this section, we study the action of the differential operator $\mathcal{P}(D)$ on the standard test functions (2.35) and on their logarithmic modifications (2.4).

Action of the differential operator on the standard test functions. Let $\psi(z, \bar{z})$ be a standard test function (2.35). Since g_0 verifies Eq. (2.10), we have that

$$(2.43) \quad \frac{\mathcal{P}(D)[\psi(z, \bar{z})]}{\psi(z, \bar{z})} = (1 - z\bar{z}) \left[-\frac{1}{u} [C(\gamma) + A(\gamma)] + \frac{1}{4 - u} 2A^\sigma(\gamma) + \left(\frac{\kappa}{2} - 1 - \frac{2\kappa}{4 - u}\right) \frac{g'_0}{g_0} \right] + \frac{(1 - z\bar{z})^2}{u^2} \left\{ \frac{1}{4 - u} \left[4A^\sigma(\gamma) - \kappa u \frac{g'_0}{g_0} \right] + (\sigma - 1)p + \left(\frac{\kappa}{2} + 1\right) \left(\gamma + u \frac{g'_0}{g_0} \right) \right\}.$$

The identity (2.41) resolves the apparent singularities at $u = 4$ in (2.43). In the $u \rightarrow 0$ limit, the term of $(1 - z\bar{z})^2/u^2$ is the most singular term, hence it is the leading term near $z = 1$. Since (2.40), the $(1 - z\bar{z})^2/u^2$ term is equivalent to

$$(2.44) \quad \frac{(1 - z\bar{z})^2}{u^2} \left\{ A^\sigma(\gamma) + (\sigma - 1)p + \left(\frac{\kappa}{2} + 1\right) \gamma \right\} = \frac{(1 - z\bar{z})^2}{u^2} C(\gamma).$$

Action of the differential operator on the logarithmic modifications. Let us now consider the action of the differential operator (1.49) on a logarithmic modification of the standard test functions ψ (2.35), that is of the form

$$(2.45) \quad \psi(z, \bar{z})l_\delta(z\bar{z}),$$

where $l_\delta(z\bar{z}) := (-\log(1 - z\bar{z}))^\delta$, $\delta \in \mathbb{R}$.

The advantage of the factor l_δ is based on the fact that it does not change the integral means exponent of ψ while it may add to the action of the differential operator (1.49) a new leading term as $r \rightarrow 1$ and the sign of this term can be easily controlled. One has that

$$(2.46) \quad \mathcal{P}(D)[\psi(z, \bar{z})l_\delta(z\bar{z})] = l_\delta(z\bar{z}) \left\{ \mathcal{P}(D)[\psi(z, \bar{z})] - \psi(z, \bar{z}) \frac{2\delta z\bar{z}u^{-1}}{[-\log(1 - z\bar{z})]} \right\}.$$

Together with (2.43), it implies that one can write $\mathcal{P}(D)[\psi(z, \bar{z})l_\delta(z\bar{z})]/\psi(z, \bar{z})l_\delta(z\bar{z})$ as the sum (up to small order terms as $r \rightarrow 1$) of three terms

$$(2.47) \quad \frac{\mathcal{P}(D)[\psi(z, \bar{z})l_\delta(z\bar{z})]}{\psi(z, \bar{z})l_\delta(z\bar{z})} = \frac{(1 - z\bar{z})^2}{u^2} + \frac{1 - z\bar{z}}{u} - \frac{2\delta z\bar{z}}{u[-\log(1 - z\bar{z})]}$$

For a reason of succinctness, the coefficients of the first two terms were omitted in the above expression. We study the sign of $\mathcal{P}(D)(\psi l_\delta)$ near the unit circle $r = 1$ in three cases:

Case I: u is bounded away from 0. The logarithmic term is the leading term. Then the sign of $\mathcal{P}(D)(\psi l_\delta)$ is that of this term and opposite to the sign of δ .

Case II: $1 - z\bar{z} \leq u^{1/(2-\epsilon)}$, where $0 < \epsilon < 2$. One has

$$(2.48) \quad \frac{1 - z\bar{z}}{u} \lesssim \frac{1}{u[-\log(1 - z\bar{z})]}$$

$$(2.49) \quad \frac{(1 - z\bar{z})^2}{u^2} \leq \frac{(1 - z\bar{z})^2}{u} \frac{1}{(1 - z\bar{z})^{2-\epsilon}} = \frac{(1 - z\bar{z})^\epsilon}{u} \lesssim \frac{1}{u[-\log(1 - z\bar{z})]}.$$

Then the logarithmic term is the leading term.

Case III: $u^{1/(2-\epsilon)} < 1 - z\bar{z}$, where $0 < \epsilon < 2$. For a sufficiently small ϵ ,

$$(2.50) \quad \frac{(1 - z\bar{z})^2}{u^2} \geq \frac{(1 - z\bar{z})^2}{u} \frac{1}{(1 - z\bar{z})^{2-\epsilon}} = \frac{(1 - z\bar{z})^\epsilon}{u} \gtrsim \frac{1 - z\bar{z}}{u}.$$

Moreover, one always has

$$(2.51) \quad \frac{1}{u[-\log(1 - z\bar{z})]} \gtrsim \frac{1 - z\bar{z}}{u}.$$

As mentioned above, the $(1 - z\bar{z})^2/u^2$ term is equivalent to $C(\gamma)(1 - z\bar{z})^2/u^2$ as $u \rightarrow 0$ (i.e $z \rightarrow 1$). Therefore if $C(\gamma) = 0$, equivalently $\gamma = \gamma_0$, then the leading term is the logarithmic one. Otherwise, if we take δ such that the sign of the logarithmic term is the same as that of $C(\gamma)$ then the sign of $\mathcal{P}(D)(\psi l_\delta)$ near $z = 1$ is that of $C(\gamma)$. We arrive at the following

Proposition 2.52. *Let ψ_0 be a standard test function (2.35). Then*

- (a) *If $\gamma = \gamma_0$ then there exists $\delta_1 > 0, \delta_2 < 0$ and $r_0 < 1$ such that in the annulus $r_0 < r < 1$, $\mathcal{P}(D)[\psi(z, \bar{z})l_{\delta_1}(z\bar{z})] < 0$ and $\mathcal{P}(D)[\psi(z, \bar{z})l_{\delta_2}(z\bar{z})] > 0$.*

- (b) If $C(\gamma) < 0$ then there exists $\delta > 0$ and $r_0 < 1$ such that in the annulus $r_0 < r < 1$, $\mathcal{P}(D)[\psi(z, \bar{z})l_\delta(z\bar{z})] < 0$.
- (c) If $C(\gamma) > 0$ then there exists $\delta < 0$ and $r_0 < 1$ such that in the annulus $r_0 < r < 1$, $\mathcal{P}(D)[\psi(z, \bar{z})l_\delta(z\bar{z})] > 0$.

Let us note that the authors used the ideas of Proposition 2.52 in [7, 8] to construct sub-solutions and super-solutions of the form (2.4) to Eq. (1.49) and then proved Proposition 1.103 and Theorem 1.102(I), 1.102(II), 1.102(IV). Namely, Proposition 2.52(b), 2.52(c) and the set up $\gamma = \gamma_1$ were used for the proof of Proposition 1.103. Proposition 2.52(a) was used for the proof of Theorem 1.102(I). Proposition 2.52(b) and the convexity of the spectrum function $\beta(p, q)$ were used for the proof of Theorem 1.102(II). Proposition 2.52(b) and Proposition 1.103 were used for the proof of Theorem 1.102(IV).

2.5. Mixed test function. For sub-solutions and super-solutions (2.4) constructed from a single standard test function (2.35), the three important factors of Maximum principle method (positivity, integral means exponent of the sub-solutions or super-solutions and the sign of the action of the operator on these functions) are determined by only one parameter γ . In this section, we develop a new idea to apply Maximum principle method in which the single standard test function (2.35) is replaced by a *mixed test function*. Precisely, we consider test functions of the form

$$(2.53) \quad \psi(z, \bar{z}) := \psi_0 + \psi_1 = (1 - z\bar{z})^{-\beta(\gamma)} u^\gamma g_0(u) + (1 - z\bar{z})^{-\beta(\tilde{\gamma})} u^{\tilde{\gamma}} \tilde{g}_0(u),$$

where ψ_0, ψ_1 are single standard test functions (2.35) and construct sub-solutions and super-solutions of the form

$$(2.54) \quad \phi_\pm(z, \bar{z}) := \psi(z, \bar{z})l_{\delta_\pm}(z\bar{z}) = [\psi_0(z, \bar{z}) + \psi_1(z, \bar{z})]l_{\delta_\pm}(z\bar{z}),$$

where $l_{\delta_\pm}(z\bar{z}) = (-\log(1 - z\bar{z}))^{\delta_\pm}$. Since the differential operator $\mathcal{P}(D)$ is linear, if we set $\tilde{\gamma} = \gamma$ then our analysis using Maximum principle method on the mixed test function (2.53) will be identically back to that on the single test function (2.35). It is to say that the new form (2.53) of test functions gives us a generalization of the analysis in Section 2.4. Here the essential idea is that the three above factors of Maximum principle method depend on two parameters $\gamma, \tilde{\gamma}$ instead of one, so that it is easier to control the constrains of this method on these factors to construct our desired sub-solutions and super-solutions.

Let us first notice that the integral means exponent of ϕ_\pm (2.54) is the maximum between those of the two single test functions ψ_0, ψ_1 . The following lemma discusses the positivity of ψ (hence of ϕ_\pm)

Lemma 2.55. *If $\beta(\gamma) < \beta(\tilde{\gamma})$ and $\psi_1 > 0$ on \mathbb{D} then there is $r_0 < 1$ such that $\psi > 0$ in the annulus $r_0 < r < 1$.*

Proof. We already have that ψ is positive in a neighborhood of $z = 1$ since ψ_0, ψ_1 are standard test functions. For z bounded away from 1, there are $M_0, M_1 > 0$ such that

$$(2.56) \quad |\psi_0| \leq M_0(1 - z\bar{z})^{-\beta(\gamma)}, \quad M_1(1 - z\bar{z})^{-\beta(\tilde{\gamma})} \leq \psi_1.$$

The inequality $\beta(\gamma) < \beta(\tilde{\gamma})$ shows that in the $r \rightarrow 1$ limit,

$$(2.57) \quad (1 - z\bar{z})^{-\beta(\gamma)} \lesssim (1 - z\bar{z})^{-\beta(\tilde{\gamma})}.$$

Therefore ψ_1 dominates ψ_0 and then ψ is positive near the unit circle $r = 1$. \square

Remark 2.58. Condition $\beta(\gamma) < \beta(\tilde{\gamma})$ is equivalent to $\tilde{\gamma} < \gamma < \tilde{\gamma}'$ or $\tilde{\gamma}' < \gamma < \tilde{\gamma}$.

We now study the action of the differential operator $\mathcal{P}(D)$ (1.49) on the following logarithmic modification of the mixed test function (2.53)

$$(2.59) \quad \psi l_\delta = \psi_0 l_\delta + \psi_1 l_\delta.$$

Since the operator $\mathcal{P}(D)$ is linear, the sign of $\mathcal{P}(D)(\psi l_\delta)$ near the unit circle $r = 1$ is determined by comparing the most singular terms of $\mathcal{P}(D)(\psi_0 l_\delta)$ and $\mathcal{P}(D)(\psi_1 l_\delta)$. Let us study the three following cases:

Case I: u is bounded away from 0. The most singular terms of $\mathcal{P}(D)(\psi_0 l_\delta)$ and $\mathcal{P}(D)(\psi_1 l_\delta)$ as $r \rightarrow 1$ are respectively their logarithmic ones. Therefore the sign of $\mathcal{P}(D)(\psi l_\delta)$ near the unit circle $r = 1$ is that of

$$(2.60) \quad -\frac{\psi_0}{u} \frac{2\delta z\bar{z}}{[-\log(1-z\bar{z})]} - \frac{\psi_1}{u} \frac{2\delta z\bar{z}}{[-\log(1-z\bar{z})]} = -\frac{\psi}{u} \frac{2\delta z\bar{z}}{[-\log(1-z\bar{z})]}.$$

Case II: $1 - z\bar{z} \leq u^{1/(2-\epsilon)}$, where $0 < \epsilon < 2$. The analysis in Section 2.4 shows that in this case the logarithmic terms are still the most singular terms of $\mathcal{P}(D)(\psi_0 l_\delta)$ and $\mathcal{P}(D)(\psi_1 l_\delta)$ as $r \rightarrow 1$. Therefore, the sign of $\mathcal{P}(D)(\psi l_\delta)$ near the unit circle $r = 1$ is that of (2.60).

Case III: $u^{1/(2-\epsilon)} < 1 - z\bar{z}$, where $0 < \epsilon < 2$. This inequality together with $1 - z\bar{z} \leq 2u^{1/2}$ imply that $-\log(1 - z\bar{z}) \approx -\log(u)$ as $u \rightarrow 0$ (i.e $z \rightarrow 1$). One therefore has the following approximating expressions

$$(2.61) \quad \psi_1 \frac{1 - z\bar{z}}{u} \leq \psi_1 \frac{u^{1/2}}{u}, \psi_1 \frac{(1 - z\bar{z})^2}{u^2} \leq \psi_1 \frac{1}{u}, \frac{\psi_1}{u} \frac{1}{[-\log(1 - z\bar{z})]} \approx \psi_1 \frac{1}{u(-\log u)}$$

Obviously, ψ_1/u dominates all terms of $\mathcal{P}(D)(\psi_1 l_\delta)$. Let us recall that in the $u \rightarrow 0$ limit

$$(2.62) \quad \psi_0 \approx (1 - r)^{-\beta(\gamma)} u^\gamma, \psi_1 \approx (1 - r)^{-\beta(\tilde{\gamma})} u^{\tilde{\gamma}}.$$

Then one has

$$(2.63) \quad \psi_1 \approx (1 - z\bar{z})^{-\beta(\tilde{\gamma})} u^{\tilde{\gamma}} = (1 - z\bar{z})^{-\beta(\gamma)} u^\gamma (1 - z\bar{z})^{-\beta(\tilde{\gamma}) + \beta(\gamma)} u^{\tilde{\gamma} - \gamma} \\ \approx \psi_0 (1 - z\bar{z})^{-\beta(\tilde{\gamma}) + \beta(\gamma)} u^{\tilde{\gamma} - \gamma}.$$

We assume that $\beta(\gamma) < \beta(\tilde{\gamma})$ then

$$(2.64) \quad \psi_0 (1 - z\bar{z})^{-\beta(\tilde{\gamma}) + \beta(\gamma)} u^{\tilde{\gamma} - \gamma} \leq \psi_0 u^{\frac{1}{2-\epsilon}[-\beta(\tilde{\gamma}) + 2\tilde{\gamma} + \beta(\gamma) - 2\gamma - \epsilon(\tilde{\gamma} - \gamma)]}$$

With the additional assumption $-\beta(\gamma) + 2\gamma < -\beta(\tilde{\gamma}) + 2\tilde{\gamma}$, one can take ϵ sufficiently small to have that the exponent of u in the right hand side is positive. Then

$$(2.65) \quad \psi_1 \frac{1}{u} \lesssim \psi_0 \frac{1}{u(-\log u)} \approx \frac{\psi_0}{u} \frac{1}{[-\log(1 - z\bar{z})]}.$$

As a consequence, $\mathcal{P}(D)(\psi_0 l_\delta)$ dominates $\mathcal{P}(D)(\psi_1 l_\delta)$ near $z = 1$. Therefore the sign of $\mathcal{P}(D)(\psi l_\delta)$ is given by that of $\mathcal{P}(D)(\psi_0 l_\delta)$. The analysis in Section 2.4 follows by concluding that if $C(\gamma) = 0$ then the sign of $\mathcal{P}(D)(\psi l_\delta)$ is opposite to the sign of δ , otherwise, one can take an appropriate sign to δ to make $\mathcal{P}(D)(\psi l_\delta)$ have the same sign as that of $C(\gamma)$.

The study of the above three cases takes us to the following

Proposition 2.66. *Let ψ be defined by (2.53) with $\gamma, \tilde{\gamma}$ such that*

$$(2.67) \quad \beta(\gamma) < \beta(\tilde{\gamma}), \quad -\beta(\gamma) + 2\gamma < -\beta(\tilde{\gamma}) + 2\tilde{\gamma}.$$

Then

- (a) *If $\gamma = \gamma_0$ then there exists $\delta_1 > 0, \delta_2 < 0$ and $r_0 < 1$ such that in the annulus $r_0 < r < 1$, $\mathcal{P}(D)[\psi(z, \bar{z})l_{\delta_1}(z\bar{z})] < 0$ and $\mathcal{P}(D)[\psi(z, \bar{z})l_{\delta_2}(z\bar{z})] > 0$.*
- (b) *If $C(\gamma) < 0$ then there exists $\delta > 0$ and $r_0 < 1$ such that in the annulus $r_0 < r < 1$, $\mathcal{P}(D)[\psi(z, \bar{z})l_{\delta}(z\bar{z})] < 0$.*
- (c) *If $C(\gamma) > 0$ then there exists $\delta < 0$ and $r_0 < 1$ such that in the annulus $r_0 < r < 1$, $\mathcal{P}(D)[\psi(z, \bar{z})l_{\delta}(z\bar{z})] > 0$.*

Remark 2.68. Condition $\beta(\gamma) < \beta(\tilde{\gamma}), -\beta(\gamma) + 2\gamma < -\beta(\tilde{\gamma}) + 2\tilde{\gamma}$ is equivalent to

$$\tilde{\gamma}' < \gamma < \min(\tilde{\gamma}, \tilde{\gamma}' + 2/\kappa).$$

Remark 2.68 shows that $\tilde{\gamma}' < \tilde{\gamma}$ is necessary for that the inequalities (2.67) hold. Let us now recall an observation made in Section 2.2: Among standard test functions (2.35), those with $\gamma = \gamma_1 - n, n \in \mathbb{N}$ and g_0 defined by (2.36) are the only that may have $\gamma' < \gamma$. Namely, in the domain located below the line of slope 1: $q = p - [\kappa^2(1 + 4n)^2 - 16]/32\kappa$, one has $\gamma' = \gamma_1' + n < \gamma_1 - n = \gamma$. It implies that $\tilde{\gamma}$ in Proposition 2.66 belongs to the set $\{\gamma_1 - n : n \in \mathbb{N}\}$ and for $\tilde{\gamma} = \gamma_1 - n$, the domain of applicability of this proposition is the half-plane below the line $q = p - [\kappa^2(1 + 4n)^2 - 16]/32\kappa$. In Proposition 2.66, let us set $\tilde{\gamma} = \gamma_1$ and state the following

Proposition 2.69. *Let*

$$(2.70) \quad \psi(z, \bar{z}) := \psi_0 + \psi_1 = (1 - z\bar{z})^{-\beta(\gamma)} u^\gamma g_0(u) + (1 - z\bar{z})^{-\beta(\gamma_1)} u^{\gamma_1}.$$

where γ_1 is defined by (1.66) and ψ_0 is a standard test function (2.35) such that

$$(2.71) \quad \beta(\gamma) < \beta(\gamma_1), \quad -\beta(\gamma) + 2\gamma < -\beta(\gamma_1) + 2\gamma_1.$$

Then

- (a) *If $\gamma = \gamma_0$ then there exists $\delta_1 > 0, \delta_2 < 0$ and $r_0 < 1$ such that in the annulus $r_0 < r < 1$, $\mathcal{P}(D)[\psi(z, \bar{z})l_{\delta_1}(z\bar{z})] < 0$ and $\mathcal{P}(D)[\psi(z, \bar{z})l_{\delta_2}(z\bar{z})] > 0$.*
- (b) *If $C(\gamma) < 0$ then there exists $\delta > 0$ and $r_0 < 1$ such that in the annulus $r_0 < r < 1$, $\mathcal{P}(D)[\psi(z, \bar{z})l_{\delta}(z\bar{z})] < 0$.*
- (c) *If $C(\gamma) > 0$ then there exists $\delta < 0$ and $r_0 < 1$ such that in the annulus $r_0 < r < 1$, $\mathcal{P}(D)[\psi(z, \bar{z})l_{\delta}(z\bar{z})] > 0$.*

Remark 2.72. Condition $\beta(\gamma) < \beta(\gamma_1), -\beta(\gamma) + 2\gamma < -\beta(\gamma_1) + 2\gamma_1$ is equivalent to

$$\gamma_1' < \gamma < \min(\gamma_1, \gamma_1' + 2/\kappa).$$

Lemma 2.55 shows that the condition (2.71) in Proposition 2.69 includes the positivity of ψ near the unit circle $r = 1$.

Let us notice that, in [8], the authors used the idea of Proposition 2.69(a) to construct sub-solutions and super-solutions of the operator (1.49) and then proved Theorem 1.102(III).

2.6. Proof of Theorem 1.31. Let us construct mixed sub-solutions to $\mathcal{P}(D)$ and use Maximum principle method to estimate the average generalized integral means spectrum of whole-plane SLE in the domain $\mathfrak{D}_1 \cap \mathcal{S}$. Recall that \mathfrak{D}_1 is the domain corresponding to the phase β_1 in the conjecture about the generalized spectrum $\beta(p, q)$ and \mathcal{S} is the sector situated to the left of the line Δ_0 and below the line Δ_1 , where both γ_0 and γ_1 , so both β_0 and β_1 , are well defined.

We first introduce the geometric elements that will be involved in our study and their characteristic algebraic expressions.

- *The left branch of the green parabola \mathcal{G} , $\gamma'_1 = \gamma_0$.* One has $\gamma'_1 < \gamma_0$ if and only if (p, q) is located to the right of this line.
- *The right branch of the green parabola \mathcal{G} , $\gamma_0 = \gamma'_1 + 2/\kappa$.* One has $\gamma_0 < \gamma'_1 + 2/\kappa$ ($\gamma_0 > \gamma'_1 + 2/\kappa$) if and only if (p, q) is located to the left (right) of this line.
- *The right part starting at Q_0 of the blue quartic branch \mathcal{Q} , $\gamma'_1 < \gamma_0$ and $\beta(\gamma_0) - 2\gamma_0 - 1 = \beta(\gamma_1)$.* One has $\beta(\gamma_0) - 2\gamma_0 - 1 < \beta(\gamma_1)$ if and only if (p, q) is located to the right of this line.
- *The middle part T_1T_0 of the red parabola \mathcal{R} , $\gamma_0 = \gamma_1$.* One has $\gamma_0 < \gamma_1$ if and only if (p, q) is located below this line.
- *The vertical line D'_0 , $\gamma_0 = -1/2$.* One has $\gamma_0 > -1/2$ if and only if (p, q) is located to the right of this line.
- *The line D_1 of slope 1 passing through P_0 , $q - p = -(\kappa^2 - 16)/32\kappa$; $\gamma'_1 = \gamma_1$.* One has $\gamma'_1 < \gamma_1$ if and only if (p, q) is located below this line.
- *The line D_3 of slope 1 passing through Q_0 , $q - p = -1 - \kappa/2$; $\gamma'_1 = -1/2$.* One has $\gamma'_1 < -1/2$ if and only if (p, q) is located below this line.
- *The line D_4 of slope 1 passing through Q'_0 , $q - p = -(2 + \kappa)(4 + \kappa)/2\kappa$; $\gamma'_1 + 2/\kappa = -1/2$.* One has $\gamma'_1 + 2/\kappa < -1/2$ if and only if (p, q) is located below this line.

One should notice that the vertical line D'_0 passes through the point of concurrency Q_0 of the left branch of the green parabola, the blue quartic and the line D_3 as well as the intersection point Q'_0 of the right branch of the green parabola and the line D_4 (see Figure 7a).

The above lines partition the domain $\mathfrak{D}_1 \cap \mathcal{S}$ into four zones (see Figure 8):

- *Zone I:* closed domain situated to the right of the vertical line D'_0 below the point Q_0 , to the right of the left branch of the green parabola above the point Q_0 , below the middle part T_1T_0 of the red parabola and to the left of the right branch of the green parabola.
- *Zone II:* open domain situated to the right of the blue quartic up to point Q_0 , to the left of the vertical line D'_0 down to point Q'_0 , to the left of the right branch of the green parabola.
- *Zone III:* open domain situated to the right of the right branch of the green parabola up to point Q'_0 , below the line D_4 , to the left of the vertical line Δ_0 .
- *Zone IV:* closed domain whose boundary is the right branch of the green parabola between points Q'_0 and P_1 , followed by the part P_1P_0 of the red parabola, followed by the line D_1 between P_0 and the intersection of D_1 and Δ_0 , followed by the vertical line Δ_0 down to intersection point of Δ_0 and D_4 , followed by the line D_4 up to Q'_0 .

Lemma 2.73. *The average generalized integral means spectrum $\beta(p, q)$ of whole-plane SLE is bounded above as $\beta(p, q) \leq \beta_1(p, q)$ in the domain $\mathfrak{D}_1 \cap \mathcal{S}$.*

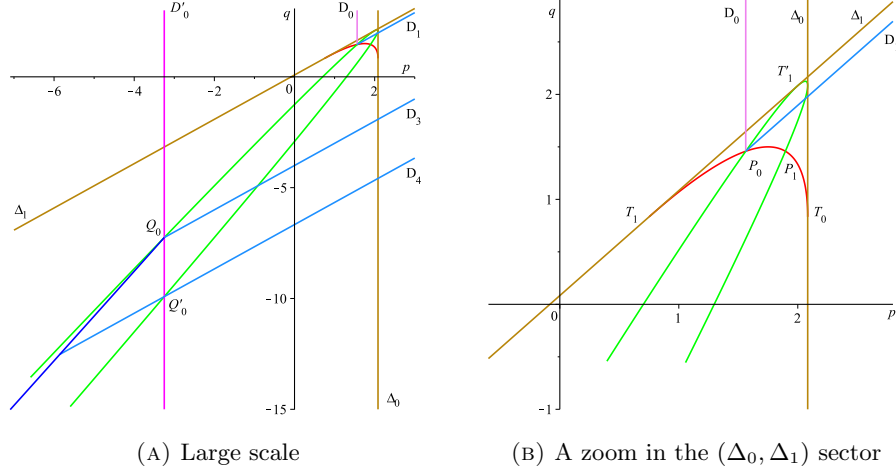


FIGURE 7. Involved lines.

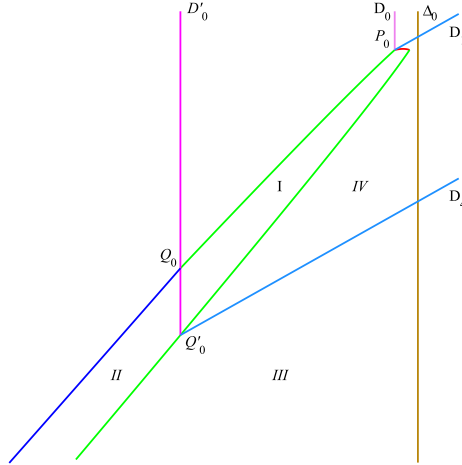


FIGURE 8. Domain $\mathfrak{D}_1 \cap \mathcal{S}$ partitioned into four zones.

Proof. We will construct test functions ψ of the form (2.70) such that $C(\gamma) < 0$, its integral mean exponent is $\beta(\gamma_1)$ and Proposition 2.69 is applicable. Then their logarithmic modifications $\psi l_\delta, \delta > 0$ are given as sub-solutions to the differential operator $\mathcal{P}(D)$. To be precise, let us detail the conditions that these functions are asked to verify. First, we need $\gamma < \gamma_{lin}$ since we want $\psi_0(z, \bar{z})$ to be a standard test function. Second, the integral means exponent of ψ is given by $\beta(\gamma_1)$. Equivalently, the integral means exponent of ψ_0 is smaller than $\beta(\gamma_1)$. Third, the test function need to be positive. Lemma 2.55 states that inequality $\beta(\gamma) < \beta(\gamma_1)$ is a sufficient condition for that. Finally, in order to construct sub-solutions by making use of Proposition 2.69, one needs $\beta(\gamma) < \beta(\gamma_1), -\beta(\gamma) + 2\gamma < -\beta(\gamma_1) + 2\gamma_1$ and $C(\gamma) < 0$. Remark 2.72 implies that the double inequality $\beta(\gamma) < \beta(\gamma_1), -\beta(\gamma) + 2\gamma < -\beta(\gamma_1) + 2\gamma_1$ is equivalent to $\gamma'_1 < \gamma < \min(\gamma_1, \gamma'_1 + 2/\kappa)$. One also notices that

$\gamma_0^+ > \gamma_0^{+'}$, so $\gamma < \gamma_0^+$ because of the constraint $\gamma < \gamma'$. Therefore, the inequality $C(\gamma) < 0$ is equivalent to $\gamma < \gamma_0$. The construction of sub-solutions is in fact to take appropriate values of γ that verify all above conditions. Namely,

$$(2.74) \quad \gamma'_1 < \gamma < \min\left(\gamma_0, \gamma_1, \gamma'_1 + \frac{2}{\kappa}, \gamma_{lin}\right)$$

$$(2.75) \quad \beta(\gamma_1) > \text{integral means exponent of } \psi_0.$$

We now go into the construction of sub-solutions in the four zones defined above.

Zone I. This zone is characterized by

$$(2.76) \quad \max\left(-\frac{1}{2}, \gamma'_1\right) < \gamma_0 < \min\left(\gamma'_1 + \frac{2}{\kappa}, \gamma_1\right).$$

Let us take γ such that $\max(-1/2, \gamma'_1) < \gamma < \min(\gamma_0, \gamma_{lin})$. Obviously, γ verifies inequalities (2.74). Moreover, the integral means exponent of ψ_0 is given by $\beta(\gamma)$ which is smaller than $\beta(\gamma_1)$ by Remark 2.58.

Zone II. This zone is characterized by

$$(2.77) \quad \gamma'_1 < \gamma_0 < \min\left(-\frac{1}{2}, \gamma'_1 + \frac{2}{\kappa}\right) < \gamma_1$$

Let us take γ such that $\gamma < \gamma_0$ and sufficiently closed to γ_0 . Then inequalities (2.74) are verified. We also notice that the integral means exponent of ψ_0 is given by $\beta(\gamma) - 2\gamma + 1$ that can be taken closed to $\beta(\gamma_0) - 2\gamma_0 + 1$, while the last is smaller than $\beta(\gamma_1)$ in our current domain of consideration.

Zone III. This zone is characterized by

$$(2.78) \quad \gamma'_1 < \gamma'_1 + \frac{2}{\kappa} < \min\left(-\frac{1}{2}, \gamma_0\right) < \gamma_1.$$

Let us take γ such that $\gamma < \gamma'_1 + 2/\kappa$ and sufficiently closed to $\gamma'_1 + 2/\kappa$. Then inequalities (2.74) are verified. The integral means exponent of ψ_0 is given by $\beta(\gamma) - 2\gamma + 1$ that can be taken closed to $\beta(\gamma'_1 + 2/\kappa) - 2(\gamma'_1 + 2/\kappa) + 1$. One notices that

$$(2.79) \quad \beta(\gamma'_1 + 2/\kappa) - 2(\gamma'_1 + 2/\kappa) + 1 - \beta(\gamma_1) = -2\gamma_1 - 1 < 0.$$

Therefore the integral means exponent of ψ_0 is smaller than $\beta(\gamma_1)$.

Zone IV. This zone is characterized by

$$(2.80) \quad \max\left(-\frac{1}{2}, \gamma'_1\right) < \min\left(\gamma'_1 + \frac{2}{\kappa}, \gamma_1\right) < \gamma_0.$$

Let us take γ such that $\max(-1/2, \gamma'_1) < \gamma < \min(\gamma'_1 + 2/\kappa, \gamma_1, \gamma_{lin})$. As above, inequalities (2.74) are fulfilled. The integral means exponent of ψ_0 is given by $\beta(\gamma)$ which is smaller than $\beta(\gamma_1)$ by Remark 2.58.

In summary, it is possible to find a value of γ that fulfills conditions (2.74), (2.75) in each zone. Thank to Lemma 2.55 and Proposition 2.69, one can construct sub-solutions for the differential operator $\mathcal{P}(D)$ such that their integral means exponent is $\beta(\gamma_1)$ as

$$(2.81) \quad \phi_-(z, \bar{z}) = [(1 - z\bar{z})^{-\beta(\gamma)} u^\gamma g_0(u) + (1 - z\bar{z})^{-\beta(\gamma_1)} u^{\gamma_1}] (-\log(1 - z\bar{z}))^\delta, \delta > 0.$$

Therefore, the average generalized integral means spectrum $\beta(p, q)$ of whole-plane SLE is bounded above by $\beta(\gamma_1)$ in the domain $\mathfrak{D}_1 \cap \mathcal{S}$ by means of the maximum principle. \square

Proof of Theorem 1.31. From Proposition 1.103 we have that

$$(2.82) \quad \beta_1(p, q) \leq \beta(p, q), \text{ in } \mathfrak{D}_1 \cap \mathcal{I}.$$

On the other hand, since $\mathfrak{D}_1 \cap \mathcal{I} \subset \mathfrak{D}_1 \cap \mathcal{S}$, Lemma 2.73 implies that

$$(2.83) \quad \beta(p, q) \leq \beta_1(p, q), \text{ in } \mathfrak{D}_1 \cap \mathcal{I}.$$

Therefore, the average generalized integral means spectrum $\beta(p, q)$ of whole-plane SLE is given by β_1 in $\mathfrak{D}_1 \cap \mathcal{I}$. This finishes the proof of Theorem 1.31.

Remark 2.84. In this section, we have constructed sub-solutions of the form (2.81) for the differential operator $\mathcal{P}(D)$ and applied the maximum principle to extend the validity domain of the conjecture in [8] to the domain $\mathfrak{D}_1 \cap \mathcal{S}$. In the rest of the (p, q) -plane, Proposition 2.73 gives us an upper bound $\beta(p, q) \leq \beta_1(p, q)$. One may ask if it is possible to use the same method as above to prove the sharpness of this estimation. Namely, if we can construct super-solutions of the form

$$(2.85) \quad \phi_+(z, \bar{z}) = [(1 - z\bar{z})^{-\beta(\gamma)} u^\gamma g_0(u) + (1 - z\bar{z})^{-\beta(\gamma_1)} u^{\gamma_1}] (-\log(1 - z\bar{z}))^\delta, \delta < 0,$$

in the rest of the parameter plane, then the generalized spectrum $\beta(p, q)$ is bounded from below by $\beta_1(p, q)$. Hence we arrive at $\beta(p, q) = \beta_1(p, q)$ and so extend the validity zone of the conjecture. Unfortunately, the answer is that it is impossible. To see that, let us try constructing super-solutions (2.85) on $\mathfrak{D}_1 \cap \mathcal{S}$.

We will construct mixed test functions (2.70) that verify the conditions in the proof of Theorem 1.31, except that the inequality $C(\gamma) < 0$ is replaced by $C(\gamma) > 0$. The construction of super-solutions is in fact to take the values of γ such that

$$(2.86) \quad \gamma_0 < \gamma < \min\left(\gamma_0^+, \gamma_1, \gamma_1' + \frac{2}{\kappa}, \gamma_{in}\right),$$

$$(2.87) \quad \beta(\gamma_1) > \text{integral means exponent of } \psi_0.$$

We have that $\beta(\gamma_1) > \max(\beta(\gamma_0), \beta(\gamma_0) - 2\gamma_0 - 1)$ in \mathfrak{D}_1 . On the other hand, the integral means exponent of ψ_0 is given by $\beta(\gamma)$ if $\gamma \geq 1/2$ and by $\beta(\gamma) - 2\gamma - 1$ if $\gamma < -1/2$. So if we take γ sufficiently closed to γ_0 then inequality (2.87) holds thank to the continuity of the function β . It is now sufficient to look for conditions under which there exists γ satisfying the inequalities (2.86). These conditions are

$$(2.88) \quad \gamma_0 < \min\left(\gamma_1, \gamma_1' + \frac{2}{\kappa}, \gamma_{in}\right)$$

This is geometrically translated into: (p, q) belongs to the domain \mathfrak{D} mentioned in Theorem 1.102(III). Therefore, we conclude that one can construct super-solutions (2.85) to the differential operator $\mathcal{P}(D)$ in $\mathfrak{D}_1 \cap \mathcal{S}$ if and only if (p, q) belongs to \mathfrak{D} . Recall that \mathfrak{D} is the domain where the spectrum has already been computed in Theorem 1.102(III). Therefore, no extension of the validity zone has been made.

ACKNOWLEDGEMENT

I would like to express my gratitude to Michel Zinsmeister who provided continuous supports and encouragements throughout this work. I wish to thank Bertrand Duplantier for insightful conversations. I am also grateful to the scientific and administrative teams at Institut de Mathématiques de Bordeaux (IMB), especially to the Analysis group, for their supports during this work.

REFERENCES

- [1] Dmitry Beliaev, Bertrand Duplantier, and Michel Zinsmeister, *Integral means spectrum of whole-plane sle*, arXiv preprint arXiv:1605.03112 (2016).
- [2] ———, *Integral means spectrum of whole-plane sle*, Communications in Mathematical Physics **353** (2017), no. 1, 119–133.
- [3] Dmitry Beliaev and Stanislav Smirnov, *Harmonic measure and sle*, Communications in Mathematical Physics **290** (2009), no. 2, 577–595.
- [4] Ludwig Bieberbach, *Über die koeffizienten derjenigen potenzreihen, welche eine schlichte abbildung des einheitskreises vermitteln*, Sitzungsberichte Preussische Akademie der Wissenschaften **138** (1916), 940–955.
- [5] Louis De Branges, *A proof of the bieberbach conjecture*, Acta Mathematica **154** (1985), no. 1, 137–152.
- [6] Bertrand Duplantier, *Conformally invariant fractals and potential theory*, Physical Review Letters **84** (2000), no. 7, 1363.
- [7] Bertrand Duplantier, Xuan Hieu Ho, Thanh Binh Le, and Michel Zinsmeister, *Logarithmic coefficients and multifractality of whole-plane sle*, arXiv preprint arXiv:1504.05570 (2015).
- [8] ———, *Logarithmic coefficients and generalized multifractality of whole-plane sle*, Communications in Mathematical Physics **359** (2018), no. 3, 823–868.
- [9] Bertrand Duplantier, Chi Nguyen, Nga Nguyen, and Michel Zinsmeister, *Coefficient estimates for whole-plane sle processes* (2011).
- [10] ———, *The coefficient problem and multifractality of whole-plane sle & lle*, Annales henri poincaré, 2015, pp. 1311–1395.
- [11] LC Evans, *Partial differential equations graduate studies in mathematics vol 19 (american mathematical society: Providence, rhode island)* (1998).
- [12] Matthew B Hastings, *Exact multifractal spectra for arbitrary laplacian random walks*, Physical review letters **88** (2002), no. 5, 055506.
- [13] Xuan Hieu Ho, *On multifractality, schwarzian derivative and asymptotic variance of whole-plane sle*, Ph.D. Thesis, 2016.
- [14] Xuan Hieu Ho and Thanh Binh Le, *On asymptotic variance of whole-plane sle*, Proceedings of the American Mathematical Society **146** (2018), no. 12, 5181–5193.
- [15] Gregory F Lawler, *Conformally invariant processes in the plane*, American Mathematical Soc., 2008.
- [16] Thanh Binh Le, *Around milin’s conjecture and sle maps*, Mémoire de M2, Université d’Orléans, 2010.
- [17] Igor Loutsenko and Oksana Yermolayeva, *Average harmonic spectrum of the whole-plane sle*, Journal of Statistical Mechanics: Theory and Experiment **2013** (2013), no. 04, P04007.
- [18] Karl Löwner, *Untersuchungen über schlichte konforme abbildungen des einheitskreises. i*, Mathematische Annalen **89** (1923), no. 1, 103–121.
- [19] Nikolai Georgievich Makarov, *Fine structure of harmonic measure*, St. Petersburg Math. J **10** (1998), no. 2, 1–62.
- [20] Christian Pommerenke, *Boundary behaviour of conformal maps*, Vol. 299, Springer Science & Business Media, 2013.
- [21] Christian Pommerenke and Gerd Jensen, *Univalent functions*, Vol. 25, Vandenhoeck und Ruprecht, 1975.
- [22] Oded Schramm, *Scaling limits of loop-erased random walks and uniform spanning trees*, Israel Journal of Mathematics **118** (2000), no. 1, 221–288.
- [23] Michel Zinsmeister, *Deterministic and random growth processes*, Lectures held at the Morningside Center of Mathematics, Chinese Academy of Sciences, Beijing, 2011.

INSTITUT DE MATHÉMATIQUES DE BORDEAUX UMR5251, UNIVERSITÉ DE BORDEAUX, 352,
COURS DE LA LIBÉRATION - F 33 405 TALENCE

Email address: xuan-hieu.ho@math.u-bordeaux.fr