

# Maximum Likelihood Estimation in Gaussian Process Regression is Ill-Posed

Toni Karvonen<sup>1</sup> & Chris J. Oates<sup>2</sup>

<sup>1</sup>*Department of Mathematics and Statistics  
University of Helsinki, Finland*

<sup>2</sup>*School of Mathematics, Statistics and Physics  
Newcastle University, United Kingdom*

October 11, 2022

## Abstract

Gaussian process regression underpins countless academic and industrial applications of machine learning and statistics, with maximum likelihood estimation routinely used to select appropriate parameters for the covariance kernel. However, it remains an open problem to establish the circumstances in which maximum likelihood estimation is well-posed, that is, when the predictions of the regression model are insensitive to small perturbations of the data. This article identifies scenarios where the maximum likelihood estimator *fails* to be well-posed. These failure cases occur in the noiseless data setting, for any Gaussian process with a stationary covariance function whose lengthscale parameter is estimated using maximum likelihood. Although the failure of maximum likelihood estimation is part of Gaussian process folklore, these rigorous theoretical results appear to be the first of their kind. The implication of these negative results is that well-posedness may need to be assessed *post-hoc*, on a case-by-case basis, when maximum likelihood estimation is used to train a Gaussian process model.

## 1 Introduction

Gaussian process regression is a popular tool used to construct a predictive model for a response variable as a function of one or more covariates of interest. As a strict generalisation of classical linear regression, and with the support of production-level software, Gaussian process regression has found myriad applications in both the academic and industrial contexts. The success of Gaussian process regression, both in terms of predictive performance and quality of uncertainty quantification, is contingent on the use of a suitable covariance kernel  $K$  for the Gaussian process model. This is often achieved by choosing  $K$  from a parametric set  $\{K_\theta\}_{\theta \in \Theta}$  of candidate covariance kernels, with the parameter  $\theta \in \Theta$  being selected based on the training data set. The predictive performance of Gaussian processes is well-understood in a variety of asymptotic settings (e.g., Stein, 1999; Anderes, 2010; van der Vaart and van Zanten, 2011; Bachoc et al., 2017; Karvonen et al., 2020). However, not much is known about the non-asymptotic setting when  $\theta$  is estimated from a training data set. In particular, it is an open problem to understand when the predictions from a Gaussian process model are *well-posed*, in the sense that the predictions of the model are either continuous in the training data set or insensitive to small perturbations of the training data set. Theoretical understanding of well-posedness is urgently needed to support the use of Gaussian process regression in sensitive applications, such as in mine gas safety monitoring (Dong, 2012), malicious maritime activity detection (Kowalska and

Peel, 2012), and climate modelling (Revell et al., 2018), where the reliability and robustness of predictions is critical.

Several methods exist to estimate  $\theta$ , including maximum likelihood estimation (Mardia and Marshall, 1984), maximum *a posteriori* estimation (e.g., Cunningham et al., 2008), cross-validation (Geisser and Eddy, 1979), Bayesian inference (MacKay, 1992), kernel flows (Chen et al., 2021), and various bespoke approaches, for example when  $\theta$  are the parameters of a neural network in a deep kernel (Wilson et al., 2016). Among these, maximum likelihood estimators  $\theta_{\text{ML}}$  are arguably most widely used, for example being the default approach in Gaussian process software (Rasmussen and Nickisch, 2010; Pedregosa et al., 2011; Roustant et al., 2012; GPy, 2012; Matthews et al., 2017). In addition to statistics and machine learning, maximum likelihood is also occasionally used in the applied mathematical literature to construct a kernel interpolant; see Fasshauer and McCourt (2015, Section 14.3) and Cavoretto (2021) for recent examples. Compared to other approaches, maximum likelihood is attractive due to the absence of any additional degrees of freedom (e.g., cross-validation requires a choice for how data are partitioned) and the possibility for automatic gradient-based optimisation.

Suppose that the data are modelled as being generated by a Gaussian process defined by a mean function  $m$  and a positive-definite covariance kernel  $K_\theta$ . For a noiseless training data set  $Y = (y_1, \dots, y_n) \in \mathbb{R}^n$ , associated to a set  $X$  of distinct covariates  $x_1, \dots, x_n \in \mathbb{R}^d$ , a maximum likelihood estimator  $\theta_{\text{ML}}$  of  $\theta$  satisfies

$$\theta_{\text{ML}} \in \arg \min_{\theta \in \Theta} \ell(\theta | Y) \quad \text{with} \quad \ell(\theta | Y) = Y_m^\top K_\theta(X, X)^{-1} Y_m + \log \det K_\theta(X, X), \quad (1.1)$$

where  $K_\theta(X, X) = (K_\theta(x_i, x_j))_{i,j=1}^n \in \mathbb{R}^{n \times n}$  is the positive-definite covariance matrix and  $Y_m = (y_i - m(x_i))_{i=1}^n \in \mathbb{R}^n$ . See Stein (1999, Section 6.4) or Rasmussen and Williams (2006, Section 5.4.1). Despite the simplistic form of the optimisation problem (1.1), there is only limited understanding of the behaviour of  $\theta_{\text{ML}}$  in the *deterministic interpolation* regime, where the data  $y_i = f(x_i)$  are, in truth, generated from a fixed but unknown function  $f: \mathbb{R}^d \rightarrow \mathbb{R}$ . An important open problem is to understand the behaviour of  $\theta_{\text{ML}}$  in terms of the data-generating function  $f$  and the set of covariates, and the implications of this behaviour for predictions produced by the Gaussian process model.

The deterministic interpolation regime represents a simple but important instance of Gaussian process regression widely used in, for example, emulation of computer experiments (Sacks et al., 1989; Kennedy and O’Hagan, 2002), probabilistic numerical computation (Diaconis, 1988; Cockayne et al., 2019), and Bayesian optimisation (Snoek et al., 2012). However, this regime is challenging to analyse, and results concerning maximum likelihood estimation appear limited to the asymptotic analyses. Xu and Stein (2017); Karvonen et al. (2020); and Wang (2021) exploited a closed form for the maximum likelihood estimator of a *scale* parameter (i.e.,  $\theta = \{\sigma\}$  and  $K_\theta = \sigma^2 K$ ) to analyse its behaviour as  $n \rightarrow \infty$  in the fixed domain setting where the covariates  $\{x_i\}_{i=1}^\infty$  are dense in a compact subset of  $\mathbb{R}^d$ . In a similar manner, Karvonen et al. (2019) analysed maximum likelihood estimation of the scale and *lengthscale* parameters (i.e.,  $\theta = \{\sigma, \lambda\}$  and  $K_\theta(x, x') = \sigma^2 K(x/\lambda, x'/\lambda)$ ) for a particular non-stationary Ornstein–Uhlenbeck process, while Karvonen (2022) obtained asymptotic lower bounds on estimates of the smoothness parameter of the Matérn model. The non-asymptotic behaviour of maximum likelihood estimation in the deterministic interpolation regime has yet to be studied.

## 1.1 Contributions

The principal contributions of this work are to demonstrate how the concept of well-posedness can be applied to Gaussian process interpolation and how rigorous theoretical analysis of well-posedness can be performed. We prove that, in the deterministic interpolation regime, maximum likelihood estimation of a lengthscale parameter can fail to be well-posed. We emphasise that this is a *non-asymptotic* (i.e., the number  $n$  of observations is kept fixed) result, in contrast to earlier

work, and is based on the observation that the maximum likelihood estimate  $\lambda_{\text{ML}}$  of a lengthscale parameter  $\lambda$  is infinite if the observations differ from the prior mean function by a constant shift.

To be more precise, consider a Gaussian process with prior mean function  $m$  and stationary covariance function of the form

$$K_\lambda(x, y) = \Phi\left(\frac{x - y}{\lambda}\right) \quad \text{for } x, y \in \mathbb{R}^d, \quad (1.2)$$

where the lengthscale parameter  $\lambda > 0$  determines the spatial correlation distance of the resulting Gaussian random field. If the function  $\Phi: \mathbb{R}^d \rightarrow \mathbb{R}$  is continuous, the covariance function (1.2) tends pointwise to the constant  $\Phi(0)$  as  $\lambda \rightarrow \infty$ . Thus, if the data are approximately shifted from the mean function  $m$  by a constant, it is intuitive that a large value will be taken by the maximum likelihood estimate  $\lambda_{\text{ML}}$ . It is rigorously proven in this article (see Theorem 2.3) that if (a)  $n \geq 2$  is fixed, (b) the function  $\Phi$  in (1.2) satisfies certain mild regularity conditions, and (c) there is a constant  $c \in \mathbb{R}$  such that the data are  $m$ -constant in that

$$y_i = m(x_i) + c \quad \text{for } i = 1, \dots, n, \quad (1.3)$$

then  $\lambda_{\text{ML}} = \infty$ . This result can be viewed as a generalisation of the simple fact that maximum likelihood estimation fails if the data are fully explained by the prior mean: if  $y_i = m(x_i)$  for every  $i = 1, \dots, n$ , the first term of  $\ell(\lambda \mid Y)$  in (1.1) is zero and thus the estimate of  $\lambda$  must be infinite because  $K_\lambda(X, X)$  tends to a singular matrix if and only if  $\lambda \rightarrow \infty$ . From  $\lambda_{\text{ML}} = \infty$  it follows that the pointwise predictions produced by the fitted Gaussian process model assign all probability to a single point (see Theorem 2.6). This phenomenon is undesirable, as it is not reasonable to claim infinite precision from a finite data set (which could, in this case, involve as few as  $n = 2$  values being observed). Secondly, we prove that if the data are *not*  $m$ -constant, then  $\lambda_{\text{ML}} < \infty$  so that the predictive distributions are non-degenerate. Using these results we show in Section 2.4 that maximum likelihood estimation is not well-posed in general, in the sense that the resulting predictive distributions are not Lipschitz in the data with respect to the Hellinger distance, which means that predictive inference can be sensitive to small perturbations of the data set.<sup>1</sup>

A constant mean shift in (1.3) is *not* a pathological case in the deterministic interpolation context, though it does highlight one sense in which mathematical analysis may be easier when the data are assumed to come from a stochastic process, since a constant mean shift may be neglected as a measure zero event in that setting. For example, Gaussian process regression has been used to explore *discrepancy* between computer models (Brevault et al., 2020), where a constant mean shift between the output of two computer models for the same phenomenon could reasonably be expected. Similarly, in probabilistic numerical computation one could encounter a constant mean shift (e.g., when modelling an integrand in Bayesian cubature, if that integrand is in fact constant; Briol et al., 2019), or in applications of Bayesian optimisation, where the data are obtained in a region where the objective function is constant. The role of this article is therefore to highlight an important failure mode of maximum likelihood estimation in Gaussian process interpolation and, in doing so, to underscore the need for an improved theoretical understanding of parameter estimation in general.

It would be tempting to attribute these failings to the simplicity of the maximum likelihood estimator and the modelling choices that we consider, for surely something more sophisticated ought to render the problem well-posed. Section 3 demonstrates that there may not exist an easy solution in the deterministic interpolation regime, at least if the tractability of a Gaussian process model is to be retained. Namely, we prove the following extensions:

- (i) A certain cross-validation estimator of the scale parameter shares the undesirable property of producing infinite lengthscale estimates when the data are  $m$ -constant.

<sup>1</sup>Note that this notion of well-posedness of a parameter estimation method is stronger than that of its *robustness*, defined by Gu et al. (2018, Section 3) essentially as the impossibility of obtaining a singular covariance matrix.

- (ii) Inclusion of a parametric prior mean function, which too is estimated from the data (i.e., as in universal kriging), does not prevent ill-posedness.
- (iii) Simultaneous maximum likelihood estimation of the scale and lengthscale parameters does not prevent ill-posedness.

What *does* guarantee well-posedness is the inclusion of a regularisation or a nugget term, which corresponds to an assumption by the user that the data are corrupted by additive Gaussian noise. It is intuitive that the maximum likelihood estimator should be more well-behaved if the data-generating process is noisy as it may be merely by chance that the data set is  $m$ -constant. Less intuitive is the numerical evidence in Section 4.1, which indicates that  $\lambda_{\text{ML}}$  is infinite even in the regularised setting as long as the regularisation term is sufficiently large. A possible interpretation of this observation is that for sufficiently large assumed noise level *any* data could have been plausibly generated by a constant mean shift of the prior mean. The use of regularisation can hardly be considered a proper solution to ill-posedness because the interpolation property of the conditional process, desirable in many applications, is lost and an influential degree of freedom is introduced. As demonstrated in Section 4.2, another option for guaranteeing that the lengthscale estimates are always finite is to place a hyperprior on the lengthscale and use *maximum a posteriori* estimation. However, because the hyperprior determines the estimator, this approach is rather arbitrary and does not lend itself well to automation in software.

Most of our results apply to Matérn-type covariance functions whose Fourier transforms decay polynomially (see Assumption 2.2). Section 5 discusses generalisations of this Fourier assumption as well as the use of general linear information, such as derivative data. Our proofs are predominantly based on reproducing kernel Hilbert space (RKHS) techniques and approximation theory in Sobolev spaces. Complete proofs are relegated to Section 7. No familiarity with RKHSs or Sobolev spaces is required to understand the statements of our main results and, outside the proofs, it is only in Section 5 that these concepts are used. Practical and theoretical implications of our results are discussed in Section 6.

## 1.2 Related Literature

For fixed kernel parameters  $\theta$ , the mathematical properties of Gaussian process interpolation as  $n \rightarrow \infty$  can be deduced from the equivalent perspective of optimal interpolation in an RKHS. See Fasshauer (2011); Scheuerer et al. (2013); and Kanagawa et al. (2018) for reviews on this equivalence. The setting where the data-generating function  $f$  is randomised has received considerable attention and a large number of results have been obtained. Consistency and asymptotic normality results for maximum likelihood estimation of scale and lengthscale parameters can be found in, for example, Ying (1991); Zhang (2004); Loh (2005); Du et al. (2009); Anderes (2010); Kaufman and Shaby (2013); Bachoc (2013); and Bevilacqua et al. (2019). The use of maximum likelihood to estimate *smoothness* parameters (i.e., controlling the differentiability of the Gaussian process sample paths) has also been considered, notably by Szabó et al. (2015); Knapik et al. (2016); Chen et al. (2021); and Karvonen (2022). A well known issue with maximum likelihood estimation occurs when  $\theta$  is non-identifiable, as can occur when one attempts to simultaneously estimate scale, lengthscale, and smoothness parameters in the Matérn covariance model (Zhang, 2004). However, a lack of identifiability does not affect the predictions produced by the model or the combinations of parameters that can be identified (the so-called *microergodic* parameters). These related works, whilst providing useful insight and powerful theoretical tools and techniques, do not apply in the non-asymptotic deterministic interpolation regime where  $\theta$  is estimated using maximum likelihood.

## 2 Maximum Likelihood Estimation Is Not Well-Posed

Given any function  $f$  and a set  $X$  of points  $x_1, \dots, x_n$  in the domain of  $f$ , we use  $f(X)$  to denote the  $n$ -vector  $(f(x_1), \dots, f(x_n))$ . All vectors in this article are to be understood to be in column format.

### 2.1 Gaussian Process Interpolation

In Gaussian process interpolation, the data are modelled as discrete and noiseless observations from a Gaussian process sample path. A Gaussian process  $f_{\text{GP}} \sim \text{GP}(m, K)$  on  $\mathbb{R}^d$  is a stochastic process characterised by a mean function  $m: \mathbb{R}^d \rightarrow \mathbb{R}$  and a covariance kernel  $K: \mathbb{R}^d \times \mathbb{R}^d \rightarrow \mathbb{R}$ :

$$\mathbb{E}[f_{\text{GP}}(x)] = m(x) \quad \text{and} \quad \text{Cov}[f_{\text{GP}}(x), f_{\text{GP}}(y)] = K(x, y)$$

for all  $x, y \in \mathbb{R}^d$ . Let  $K(X, X) = (K(x_i, x_j))_{i,j=1}^n \in \mathbb{R}^{n \times n}$ . That  $f_{\text{GP}}$  is Gaussian means that all its finite-dimensional distributions are normally distributed, which is to say that

$$f_{\text{GP}}(X) \sim \text{N}(m(X), K(X, X))$$

for any finite set of points  $X \subset \mathbb{R}^d$ . Throughout this article the covariance kernel is assumed to be *positive-definite*, which means that

$$\sum_{i=1}^n \sum_{j=1}^n a_i a_j K(x_i, x_j) > 0 \quad (2.1)$$

for any  $n \in \mathbb{N}$ , any non-zero vector  $a = (a_1, \dots, a_n)$ , and any distinct points  $x_i \in \mathbb{R}^d$ . This implies that the covariance matrix  $K(X, X)$  is positive-definite and non-singular if  $X$  consists of distinct points. A covariance kernel is *stationary* if there is a function  $\Phi: \mathbb{R}^d \rightarrow \mathbb{R}$  such that

$$K(x, y) = \Phi(x - y) \quad \text{for all } x, y \in \mathbb{R}^d. \quad (2.2)$$

If  $\Phi$  is to yield a positive-definite covariance kernel, it is necessary that  $\Phi(0) > 0$  because otherwise the condition (2.1) fails for  $n = 1$ . For the purposes of this article, the Matérn kernels constitute the most important class of stationary covariance functions. Let  $\sigma$ ,  $\lambda$ , and  $\nu$  be positive. A Matérn kernel with scale  $\sigma$ , lengthscale  $\lambda$ , and smoothness  $\nu$  is given by

$$K(x, y) = \sigma^2 \frac{2^{1-\nu}}{\Gamma(\nu)} \left( \frac{\sqrt{2\nu} \|x - y\|}{\lambda} \right)^\nu \mathcal{K}_\nu \left( \frac{\sqrt{2\nu} \|x - y\|}{\lambda} \right), \quad (2.3)$$

where  $\Gamma$  is the Gamma function and  $\mathcal{K}_\nu$  the modified Bessel function of the second kind.

Suppose that a noiseless training data set  $Y = (y_1, \dots, y_n) \in \mathbb{R}^n$  associated to a set  $X$  of distinct covariates  $x_1, \dots, x_n \in \mathbb{R}^d$  has been obtained and let  $Y_m = Y - m(X)$ . Define

$$K(x, X) = (K(x, x_i))_{i=1}^n \in \mathbb{R}^n \quad \text{and} \quad K(X, y) = (K(x_i, y))_{i=1}^n \in \mathbb{R}^n$$

for any  $x, y \in \mathbb{R}^d$ . The mean and covariance functions of the conditional Gaussian process  $f_{\text{GP}} | Y$  are obtained from the well known expressions

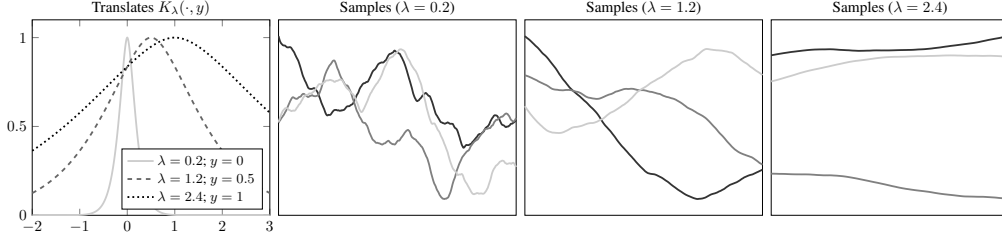
$$\mu(x) = \mathbb{E}[f_{\text{GP}}(x) | Y] = m(x) + K(x, X)^\top K(X, X)^{-1} Y_m \quad (2.4)$$

and

$$P(x, y)^2 = \text{Cov}[f_{\text{GP}}(x), f_{\text{GP}}(y) | Y] = K(x, y) - K(x, X)^\top K(X, X)^{-1} K(X, y). \quad (2.5)$$

We use the simplified notation  $P(x, x)^2 = P(x)^2$  for the conditional variance. It is often convenient, especially in our proofs, to use the function

$$s(x) = K(x, X)^\top K(X, X)^{-1} Y_m \quad (2.6)$$



**Figure 1:** Translates of Matérn kernels in (2.3), as well as sample paths from the corresponding Gaussian processes on the domain  $[0, 1]$ , with  $\sigma = 1$ ,  $\nu = 3/2$ , and three different  $\lambda$ .

and write the conditional mean as  $\mu = m + s$ . The assumption that there is no noise means that we are in the deterministic interpolation regime where  $\mu$  is an interpolant to the data, which is to say that  $\mu(x_i) = y_i$  and  $P(x_i) = 0$  for every  $i = 1, \dots, n$ . Crucially, this assumption allows us to leverage well known equivalences, reviewed in Section 7.1, between Gaussian process interpolation and kernel-based minimum-norm interpolation (e.g., Scheuerer et al., 2013; Kanagawa et al., 2018).

## 2.2 Maximum Likelihood Estimation

Maximum likelihood estimation is the most common method used to select parameters  $\theta \in \Theta$  of a parametrised covariance kernel  $K_\theta$ . Under the Gaussian process model  $\text{GP}(m, K_\theta)$ , the probability density function of the data  $Y$  given  $\theta$  is (e.g., Rasmussen and Williams, 2006, Section 5.4.1)

$$\frac{1}{\det(2\pi K_\theta(X, X))^{1/2}} \exp\left(-\frac{1}{2} Y_m^\top K_\theta(X, X)^{-1} Y_m\right). \quad (2.7)$$

Maximising (2.7) over  $\Theta$  is equivalent to minimising

$$\ell(\theta | Y) = Y_m^\top K_\theta(X, X)^{-1} Y_m + \log \det K_\theta(X, X), \quad (2.8)$$

which we call the *modified log-likelihood function*, being the log-likelihood function up to subtraction and multiplication by negative constants. That is, any maximum likelihood estimate (which may not be unique if  $\ell$  is multimodal) of  $\theta$  satisfies

$$\theta_{\text{ML}} \in \arg \min_{\theta \in \Theta} \ell(\theta | Y).$$

The two terms that comprise the modified log-likelihood function (2.8) are usually called the (negative) *data-fit* and *model complexity* terms, respectively. Throughout the article we use subscripts to denote that various quantities depend on the kernel parameters. For example, the parameter-dependent conditional mean and covariance are

$$\begin{aligned} \mu_\theta(x) &= m(x) + K_\theta(x, X)^\top K_\theta(X, X)^{-1} Y_m, \\ P_\theta(x, y)^2 &= K_\theta(x, y) - K_\theta(x, X)^\top K_\theta(X, X)^{-1} K_\theta(X, y). \end{aligned}$$

We are interested in estimation of the lengthscales parameter  $\lambda > 0$  which parametrises any stationary kernel of the form (2.2) as

$$K_\lambda(x, y) = \Phi\left(\frac{x - y}{\lambda}\right)$$

and determines the spatial correlation distance of the resulting Gaussian process (see Figure 1). A maximum likelihood estimate of  $\lambda$  therefore satisfies

$$\lambda_{\text{ML}} \in \arg \min_{\lambda > 0} \ell(\lambda | Y) = \arg \min_{\lambda > 0} \{Y_m^\top K_\lambda(X, X)^{-1} Y_m + \log \det K_\lambda(X, X)\}.$$

Specifically, we are interested in rigorously proving that  $\lambda_{\text{ML}} = \infty$  in certain cases. As  $\lambda$  increases, the kernel  $K_\lambda$  tends pointwise to  $\Phi(0)$ , which is not positive-definite, and the covariance matrices in the predictive mean (2.4) and covariance (2.5) are singular if  $n > 1$ . However, the limits  $\lim_{\lambda \rightarrow \infty} \mu_\lambda$  and  $\lim_{\lambda \rightarrow \infty} P_\lambda(x, y)^2$  do exist for most commonly used kernels, such as Matérns and the Gaussian, and it is in this limiting sense that one should interpret the conditional moments when  $\lambda = \infty$ . This is discussed in more detail in Section 2.3.

Our results on the behaviour of  $\lambda_{\text{ML}}$  (and, later, other estimators of  $\lambda$ ) show that Gaussian process interpolation fails, producing degenerate predictive distributions, when the data are  $m$ -constant and the function  $\Phi$  has a polynomially decaying Fourier transform.

**Definition 2.1** (Constant data). Given a mean function  $m$ , we say that the data  $Y$  are  $m$ -constant if there is a constant  $c \in \mathbb{R}$  such that

$$Y_m = Y - m(X) = (c, \dots, c) \in \mathbb{R}^n.$$

Let  $\hat{f}(\xi) = \int_{\mathbb{R}^d} g(x) e^{-i\xi^\top x} dx$  denote the Fourier transform of an integrable function  $f: \mathbb{R}^d \rightarrow \mathbb{R}$ . We use the following assumption on the rate of decay of the Fourier transform of a stationary kernel.

**Assumption 2.2** (Stationary Sobolev kernel). There are a continuous and integrable function  $\Phi: \mathbb{R}^d \rightarrow \mathbb{R}$  and constants  $C_1, C_2 > 0$  and  $\alpha > d/2$  such that  $K(x, y) = \Phi(x - y)$  and

$$C_1(1 + \|\xi\|^2)^{-\alpha} \leq \hat{\Phi}(\xi) \leq C_2(1 + \|\xi\|^2)^{-\alpha} \quad (2.9)$$

for every  $\xi \in \mathbb{R}^d$ .

If  $d = 1$  and Assumption 2.2 holds for  $\alpha = p + 1 \in \mathbb{N}$ , the kernel is  $p$  times differentiable in that the derivative

$$\frac{\partial^{2p}}{\partial x^p \partial y^p} K(x, y) \Big|_{x=y=0} = (-1)^p \Phi^{(2p)}(0)$$

exists. As a consequence, the process  $f_{\text{GP}} \sim \text{GP}(m, K)$  is  $p$  times mean-square differentiable (Stein, 1999, Section 2.4). That a kernel satisfying (2.9) is called a *Sobolev kernel* is because its RKHS is norm-equivalent to the Sobolev space  $W_2^\alpha(\mathbb{R}^d)$  of order  $\alpha$ . The norm-equivalence is a crucial ingredient in several of our proofs and is reviewed, together with Sobolev spaces, in more detail in Section 7.3. One can also prove that the sample paths of  $f_{\text{GP}}$  are elements of certain Sobolev spaces (Scheuerer, 2011; Steinwart, 2019; Henderson, 2022). The Fourier transform of the function

$$\Phi(z) = \sigma^2 \frac{2^{1-\nu}}{\Gamma(\nu)} (\sqrt{2\nu} \|z\|)^\nu \mathcal{K}_\nu(\sqrt{2\nu} \|z\|), \quad z \in \mathbb{R}^d,$$

which defines a Matérn kernel in (2.3), is (e.g., Stein, 1999, p. 49)

$$\hat{\Phi}(\xi) = \sigma^2 \frac{\Gamma(\nu + d/2)}{\pi^{d/2} \Gamma(\nu)} (2\nu)^\nu (2\nu + \|\xi\|^2)^{-(\nu + d/2)}. \quad (2.10)$$

Therefore a Matérn kernel with smoothness  $\nu > 0$  satisfies Assumption 2.2 with  $\alpha = \nu + d/2$ .

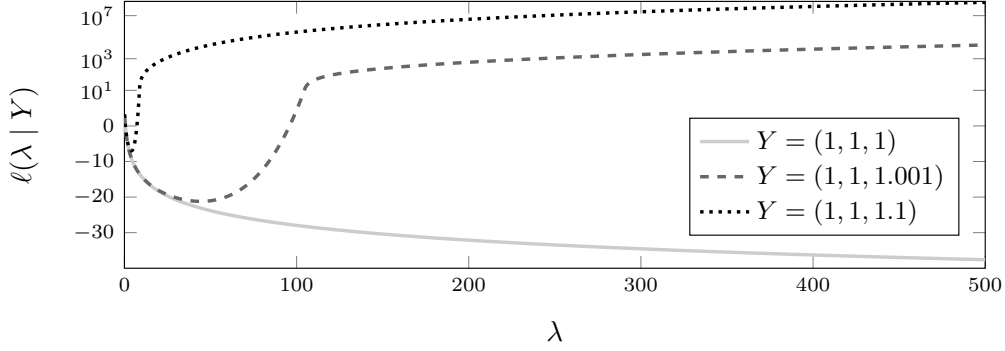
With these preliminaries we are ready to state the main result of this article on the behaviour of maximum likelihood estimates of  $\lambda$ . The result is illustrated in Figure 2.

**Theorem 2.3** (Maximum likelihood estimation). *Suppose that  $K$  satisfies Assumption 2.2 and  $n \geq 2$ . If the data  $Y$  are  $m$ -constant, then*

$$\lim_{\lambda \rightarrow \infty} \ell(\lambda \mid Y) = -\infty \quad \text{and} \quad \lambda_{\text{ML}} = \infty. \quad (2.11)$$

*If the data  $Y$  are not  $m$ -constant, then*

$$\lim_{\lambda \rightarrow \infty} \ell(\lambda \mid Y) = \infty \quad \text{and} \quad \lambda_{\text{ML}} < \infty. \quad (2.12)$$



**Figure 2:** The modified log-likelihood function for the Matérn kernel (2.3) with  $\sigma = 1$  and  $\nu = 5/2$  given three different data vectors  $Y$  obtained at the points  $X = \{1, 1.2, 2\} \subset \mathbb{R}$ . Note the non-linear  $y$ -axis.

*Proof.* See Section 7.4. The proof uses RKHS techniques to show that under Assumption 2.2, as a function  $\lambda$ , the data-fit term (a) is upper bounded if the data are  $m$ -constant or (b) grows polynomially if the data are not  $m$ -constant, while the covariance matrix tends to the matrix consisting of  $\Phi(0)$ 's as  $\lambda \rightarrow \infty$  and it can be shown that its log-determinant (i.e., the model complexity) tends to negative infinity with at most rate  $-\log \lambda$ .  $\square$

**Remark 2.4.** It would be very interesting and useful to obtain a more quantitative version of Theorem 2.3 which would, for example, state that

$$\lambda_{\text{ML}} \geq g(\text{const}_m(Y)) \quad (2.13)$$

for some measure  $\text{const}_m(Y)$  of how far  $Y$  are from being  $m$ -constant (i.e.,  $\text{const}_m(Y) = 0$  if and only if  $Y$  are  $m$ -constant) and some decreasing function  $g: (0, \infty) \rightarrow \mathbb{R}$  such that  $g(r) \rightarrow \infty$  as  $r \rightarrow 0$ . Unfortunately, the techniques we use to prove Theorem 2.3 are not precise enough to prove any form of (2.13).

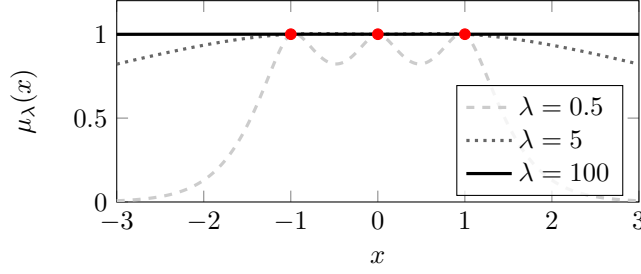
**Remark 2.5.** For simplicity, suppose that  $m \equiv 0$  so that the data being  $m$ -constant means that  $Y = (c, \dots, c)$  for some  $c \in \mathbb{R}$ . Because the case  $\lambda = \infty$  formally corresponds to a model with a constant kernel, one might be tempted to interpret Theorem 2.3 as a special case of a general theorem which would state that  $\theta_{\text{ML}}$  takes the value  $\bar{\theta}$  for which the data are fully explained by a single translate of  $K_{\bar{\theta}}$ . However, there can be no such theorem. For suppose that there are  $\bar{\theta} \in \Theta$  and  $i \in \{1, \dots, n\}$  such that the data could have been generated by the translate of  $K_{\bar{\theta}}$  at  $x_i$ . That is,  $Y = aK_{\bar{\theta}}(x_i, X)$  for some  $a \in \mathbb{R}$ . Then

$$\ell(\theta | Y) = Y^T K_{\theta}(X, X)^{-1} Y + \log \det K_{\theta}(X, X)$$

would have to attain its minimum at  $\theta = \bar{\theta}$ . But because the data-fit term is non-negative and the model complexity term does not depend on the data, it is clear that a minimum can be attained at  $\bar{\theta}$  only by “chance” or if  $\log \det K_{\bar{\theta}}(X, X) = -\infty$ , which happens only if  $K_{\bar{\theta}}(X, X)$  is singular or, in other words, if  $K_{\bar{\theta}}$  is not a valid positive-definite kernel. That is, there can be no general theorem that  $\theta_{\text{ML}} = \bar{\theta}$  if it is required that  $K_{\bar{\theta}}$  be a well-defined positive-definite kernel.

Next we discuss the behaviour of the conditional mean and covariance and give a precise meaning to ill-posedness of Gaussian process interpolation that we have repeatedly alluded to.





**Figure 3:** The conditional mean function for  $\lambda \in \{1, 10, 100\}$  when  $X = \{-1, 0, 1\} \subset \mathbb{R}$ ,  $Y = (1, 1, 1)$ , the prior mean is zero, and  $K$  is the Matérn kernel (2.3) with  $\sigma = 1$  and  $\nu = 3/2$ .

### 2.3 Conditional Mean and Variance in the Flat Limit

Given Theorem 2.3, the question that arises is how the conditional mean (2.4) and covariance (2.5) behave if the data are  $m$ -constant. As the kernel becomes constant for  $\lambda = \infty$ , the linear systems in the equations which define the conditional moments are singular if  $n \geq 2$ . The sensible approach is therefore to consider the limits of  $\mu_\lambda(x)$  and  $P_\lambda(x, y)$  as  $\lambda \rightarrow \infty$ . This *flat limit* has been extensively studied during the past twenty years in the literature on radial basis function interpolation; see, for instance, Lee et al. (2015) or Barthelmé and Usvich (2021) and references therein. This work has been recently extended to the context of Gaussian process interpolation by Barthelmé et al. (2022). The conclusion of this body of research is that, under certain assumptions on the kernel and the covariate set geometry, the kernel-dependent term of the conditional mean in (2.6) tends pointwise to (a) a polynomial interpolant if the kernel is infinitely differentiable (Lee et al., 2007, Theorem 3.4) or (b) a polyharmonic spline interpolant if the kernel is finitely differentiable (Song et al., 2012, Theorem 1). Interestingly, if the data are  $m$ -constant, we find that it is possible to present a simpler proof that is completely self-contained.

**Theorem 2.6.** *Suppose that  $K$  satisfies Assumption 2.2 and  $n \geq 1$ . If  $Y_m = (c, \dots, c)$  for some  $c \in \mathbb{R}$ , then*

$$\lim_{\lambda \rightarrow \infty} \mu_\lambda(x) = m(x) + c \quad \text{and} \quad \lim_{\lambda \rightarrow \infty} |P_\lambda(x, y)| = 0$$

for any  $x, y \in \mathbb{R}^d$ .

*Proof.* See Section 7.5. □

Theorem 2.6 is illustrated in Figure 3. Since  $\Phi$  is assumed continuous in Assumption 2.2,  $\mu_\lambda(x)$  and  $P_\lambda(x, y)$  are continuous functions of  $\lambda$  for any fixed  $x, y \in \mathbb{R}^d$  (which is proved similarly to Lemma 7.1). Therefore Theorem 2.6 justifies writing

$$\mu_{\lambda=\infty}(x) = m(x) + c \quad \text{and} \quad P_{\lambda=\infty}(x, y) = 0. \quad (2.14)$$

### 2.4 Ill-Posedness

By the classical definition of Hadamard, an inference or estimation problem is *well-posed* if (i) a solution exists, (ii) the solution is unique, and (iii) the solution depends on continuously on the data. If these conditions are not met, the problem is *ill-posed*. In the Bayesian inverse problems literature, where the solution is a posterior measure, the third condition is often strengthened to a requirement that the posterior be locally Lipschitz in the data with respect to the Hellinger distance (Stuart, 2010). In this section we show that predicting using Gaussian process interpolation is not well-posed in the latter Lipschitz sense if the lengthscale parameter is set using maximum likelihood. Bringing formal notions of well-posedness to bear on Gaussian process interpolation has not, to the best of our knowledge, previously been attempted.

Let  $Q_1$  and  $Q_2$  be two probability distributions on  $\mathbb{R}^q$  which are absolutely continuous with respect to the Lebesgue measure and have the density functions  $q_1$  and  $q_2$ . The squared Hellinger distance between these distributions is defined as

$$d_{\text{Hel}}(Q_1, Q_2)^2 = \frac{1}{2} \int_{\mathbb{R}^q} (q_1(x)^{1/2} - q_2(x)^{1/2})^2 dx.$$

For univariate Gaussians  $Q_1 = N(\mu_1, \Sigma_1)$  and  $Q_2 = N(\mu_2, \Sigma_2)$ , we have

$$d_{\text{Hel}}(Q_1, Q_2)^2 = 1 - \frac{\sqrt{2}(\Sigma_1 \Sigma_2)^{1/4}}{\sqrt{\Sigma_1 + \Sigma_2}} \exp\left(-\frac{(\mu_1 - \mu_2)^2}{4(\Sigma_1 + \Sigma_2)}\right). \quad (2.15)$$

Let  $Q(Y)$  stand for a posterior measure given an observed data vector  $Y \in \mathbb{R}^n$ . The posterior is said to be well-posed if for every  $\varepsilon > 0$  there exists  $L > 0$  such that

$$d_{\text{Hel}}(Q(Y), Q(Y')) \leq L \|Y - Y'\| \quad (2.16)$$

for any data vectors  $Y, Y' \in \mathbb{R}^n$  for which  $\|Y - Y'\| \leq \varepsilon$ .

Let us consider the Gaussian process predictive distribution at some unobserved point  $x_0 \notin X$  as the posterior and set

$$Q_{\text{GP}}(Y) = N(\mu_{\lambda_{\text{ML}}(Y)}(x_0), P_{\lambda_{\text{ML}}(Y)}(x_0)^2), \quad (2.17)$$

where we use  $\lambda_{\text{ML}}(Y)$  to denote that a maximum likelihood estimate depends on the data  $Y$ . We now show that  $Q_{\text{GP}}(Y)$  does not satisfy the Lipschitz condition in (2.16). We may assume that  $\lambda_{\text{ML}}(Y)$  (or, if the modified log-likelihood function has multiple global minimum points, the largest of these) is a continuous function of the data, for otherwise predictions would clearly not be continuous in the data, let alone Lipschitz. Let  $\varepsilon > 0$  and let  $(Y_k)_{k=1}^\infty$  and  $(Y'_k)_{k=1}^\infty$  be two data sequences which satisfy  $\|Y_k - Y'_k\| \leq \varepsilon$  for every  $k \in \mathbb{N}$  and which converge to an  $m$ -constant data set:

$$\lim_{k \rightarrow \infty} Y_k - m(X) = \lim_{k \rightarrow \infty} Y'_k - m(X) = (c, \dots, c) \in \mathbb{R}^n$$

for some  $c \in \mathbb{R}$ . By Theorems 2.3 and 2.6 and the assumed continuity of  $\lambda_{\text{ML}}(Y)$  in the data, these sequences can be selected such that

$$\Sigma_k := P_{\lambda_{\text{ML}}(Y_k)}(x_0)^2 = C_1 e^{-k} \quad \text{and} \quad \Sigma'_k := P_{\lambda_{\text{ML}}(Y'_k)}(x_0)^2 = C_2 k^{-1}$$

for some positive constant  $C_1$  and  $C_2$ . Since  $e^{-x} \leq 1$  for all  $x \geq 0$ , we get from (2.15) and (2.17) that

$$\begin{aligned} d_{\text{Hel}}(Q_{\text{GP}}(Y_k), Q_{\text{GP}}(Y'_k))^2 &\geq 1 - \frac{\sqrt{2}(\Sigma_k \Sigma'_k)^{1/4}}{\sqrt{\Sigma_k + \Sigma'_k}} = 1 - \frac{\sqrt{2}(C_1 C_2)^{1/4} k^{-1/4} e^{-k/4}}{\sqrt{C_1 e^{-k} + C_2 k^{-1}}} \\ &\geq 1 - \sqrt{2} C_1^{1/4} C_2^{-1/4} k^{1/4} e^{-k/4}, \end{aligned}$$

where the second term tends to zero as  $k \rightarrow \infty$ . Therefore

$$d_{\text{Hel}}(Q_{\text{GP}}(Y_k), Q_{\text{GP}}(Y'_k)) \rightarrow 1 \quad \text{as} \quad k \rightarrow \infty$$

even though  $\|Y_k - Y'_k\| \rightarrow 0$  as  $k \rightarrow \infty$ . This shows that the Lipschitz condition (2.16) fails to hold.

The above derivation is a consequence of the fact that, from Theorem 2.3 and the interpretation in (2.14),

$$P_{\lambda_{\text{ML}}(Y)}(x_0)^2 = 0$$

if the data  $Y$  are  $m$ -constant. Then for any data  $Y'$  which are not  $m$ -constant we compute from (2.15) that

$$d_{\text{Hel}}(Q_{\text{GP}}(Y), Q_{\text{GP}}(Y')) = 1,$$

which means that the predictive distribution is not continuous at any data which are  $m$ -constant. However, note that this is a purely formal computation because the Hellinger distance is defined only for measures which are absolutely continuous with respect to the Lebesgue measure, which the predictive distribution is not if the data are  $m$ -constant, being in this case a degenerate Gaussian. By observing that the argument above uses Theorem 2.3 only to guarantee the existence of data  $Y$  for which  $\lambda_{\text{ML}}(Y) = \infty$ , we may formulate the following generic ill-posedness theorem.

**Theorem 2.7** (Ill-posedness). *Suppose that  $K$  satisfies Assumption 2.2 and  $n \geq 1$ . Let  $\bar{\lambda}(Y)$  be any estimator of  $\lambda$ . If there are data  $Y \in \mathbb{R}^n$  such that  $\bar{\lambda}(Y) = \infty$ , then Gaussian process interpolation is ill-posed, in the sense that the Lipschitz condition (2.16) does not hold.*

The main message of Theorem 2.7 is that a lengthscale estimator, whatever it might be, must be finite for any data in order for Gaussian process interpolation to be well-posed.

### 3 What Does Not Help

The Gaussian process model in Theorem 2.3 is fairly simplistic, having a fixed prior mean function and a single estimated hyperparameter. One might hope that additional modelling choices—or the use of an altogether different parameter estimation method—would yield a well-posed Gaussian process model. In this section we show that this is not to be for several common approaches. Each theorem in this section shows that an estimator of  $\lambda$  is infinite if the data are  $m$ -constant, so that Theorem 2.7 consequently establishes that Gaussian process interpolation is ill-posed.

#### 3.1 Cross-Validation

*Leave-one-out cross-validation* is a popular alternative to maximum likelihood estimation that has been shown to confer robustness when the Gaussian process model is misspecified (Bachoc, 2013). In Gaussian process interpolation the objective function that is typically used is

$$\ell_{\text{CV}}(\theta \mid Y) = \sum_{k=1}^n \left[ \left( \frac{y_k - \mu_{\theta,n,k}(x_k)}{P_{\theta,n,k}(x_k)} \right)^2 + \log[P_{\theta,n,k}(x_k)^2] \right], \quad (3.1)$$

where  $\mu_{\theta,n,k} = m + s_{\theta,n,k}$  and  $P_{\theta,n,k}$  denote the Gaussian process conditional mean and standard deviation functions in (2.4)–(2.6) based on data at the points  $X \setminus \{x_k\}$ ; see, for example, Section 4.2 in Currin et al. (1988) or Section 5.4.1 in Rasmussen and Williams (2006). Subscripts are again used to make the explicit dependency of these functions on the kernel parameters  $\theta$ . Any corresponding parameter estimate  $\theta_{\text{CV}}$  satisfies

$$\theta_{\text{CV}} \in \arg \min_{\theta \in \Theta} \ell_{\text{CV}}(\theta \mid Y).$$

The cross-validation objective function (3.1) is obtained by summing negative predictive log-probabilities of  $y_k$  given data at  $X \setminus \{x_k\}$  and discarding terms which do not depend on  $\theta$ . Unfortunately, leave-one-out cross-validation also fails to be well-posed. This may not be surprising given that there is a close connection between maximum likelihood estimation and cross-validation (Fong and Holmes, 2020).

**Theorem 3.1** (Cross-validation). *Suppose that  $K$  satisfies Assumption 2.2 and  $n \geq 2$ . If the data  $Y$  are  $m$ -constant, then*

$$\lim_{\lambda \rightarrow \infty} \ell_{\text{CV}}(\lambda | Y) = -\infty \quad \text{and} \quad \lambda_{\text{CV}} = \infty. \quad (3.2)$$

*Proof.* See Section 7.6. Despite the ostensibly different forms of the objective functions (2.8) and (3.1), the proof is, in consequence of Proposition 7.5, in essence all but identical to the proof Equation (2.11) in Theorem 2.3.  $\square$

We believe that  $\ell_{\text{CV}}(\lambda | Y)$  and  $\lambda_{\text{CV}}$  satisfy a version of Equation (2.12) if the data are not  $m$ -constant but have been unable to furnish a proof; see Remark 7.8.

**Remark 3.2.** A non-probabilistic alternative to (3.1) is to simply minimise the sum of squared leave-one-out errors (e.g., Rippa, 1999):

$$\ell_{\text{CV}(2)}(\theta | Y) = \sum_{k=1}^n (y_k - \mu_{\theta, n, k}(x_k))^2 \geq 0 \quad \text{and} \quad \theta_{\text{CV}(2)} \in \arg \min_{\theta \in \Theta} \ell_{\text{CV}(2)}(\theta | Y).$$

Consider estimating the lengthscale parameter  $\lambda$  using this procedure. If the data  $Y$  are  $m$ -constant such that  $Y_m = Y - m(X) = (c, \dots, c)$ , it follows from Theorem 2.6 that  $\mu_{\lambda, n, k}$  tends pointwise to  $m + c$  as  $\lambda \rightarrow \infty$  if  $K$  satisfies Assumption 2.2. Therefore

$$\lim_{\lambda \rightarrow \infty} \ell_{\text{CV}(2)}(\lambda | Y) = \lim_{\lambda \rightarrow \infty} \sum_{k=1}^n (m(x_k) + c - \mu_{\lambda, n, k}(x_k))^2 = 0,$$

from which it follows that  $\lambda_{\text{CV}(2)} = \infty$  (or at least that  $\ell_{\text{CV}(2)}(\lambda | Y)$  has one of its minima at infinity). Therefore this procedure is also ill-posed.

### 3.2 Unknown Parametric Prior Mean

So far we have considered a setting where the prior mean function  $m$  is known and fixed. But in methods such as universal kriging the mean is assumed to be an unknown element of the linear span of a finite number of basis functions, typically polynomials, and its coefficients are estimated from the data. See, for example, O’Hagan (1978) or Chapters 3 and 4 in Santner et al. (2003).

Let the basis functions be  $\varphi_1, \dots, \varphi_q$  for  $q \leq n$  and define the alternant matrix  $V(X) \in \mathbb{R}^{n \times q}$  with elements

$$[V(X)]_{ij} = \varphi_j(x_i).$$

Suppose that the mean function is  $m = \sum_{j=1}^q \beta_j \varphi_j$  for unknown coefficients  $\beta = (\beta_1, \dots, \beta_q)$  which we wish to estimate using maximum likelihood. The full modified log-likelihood function for both the kernel parameters  $\theta$  and the coefficients  $\beta$  is obtained by inserting the parametric prior mean in (2.8):

$$\ell(\theta, \beta | Y) = (Y - V(X)\beta)^\top K_\theta(X, X)^{-1} (Y - V(X)\beta) + \log \det K_\theta(X, X). \quad (3.3)$$

Any maximum likelihood estimates satisfy

$$\{\theta_{\text{ML}}, \beta_{\text{ML}}\} \in \arg \min_{\theta \in \Theta, \beta \in \mathbb{R}^q} \ell(\theta, \beta | Y).$$

The natural generalisation of Definition 2.1 to this setting is that there exist some coefficients for which the data are  $m$ -constant. That is, that there exist constants  $c$  and  $\beta^* = (\beta_1^*, \dots, \beta_q^*)$  (which need not be unique) such that

$$y_i - \sum_{j=1}^q \beta_j^* \varphi_j(x_i) = c \quad \text{for every} \quad i = 1, \dots, n. \quad (3.4)$$

The next theorem shows that the maximum likelihood estimate of the lengthscale parameter  $\lambda$  is badly behaved if the data satisfy the above assumption.

**Theorem 3.3.** *Suppose that  $K$  satisfies Assumption 2.2 and  $n \geq 2$ . If the data  $Y$  satisfy (3.4), then*

$$\lambda_{\text{ML}} = \infty \quad \text{if} \quad \{\lambda_{\text{ML}}, \beta_{\text{ML}}\} \in \arg \min_{\lambda > 0, \beta \in \mathbb{R}^q} \ell(\lambda, \beta \mid Y).$$

*Proof.* See Section 7.6. The proof is similar to that of Equation (2.11) in Theorem 2.3.  $\square$

**Remark 3.4.** If the matrix  $V(X)$  has full rank, one can compute that

$$\beta_{\text{ML}} = [V(X)^\top K_\theta(X, X)^{-1} V(X)]^{-1} V(X)^\top K_\theta(X, X)^{-1} Y$$

for any fixed  $\theta$ . If  $q = n$ , the matrix  $V(X)$  is square and non-singular so that the above maximum likelihood estimate simplifies to  $\beta_{\text{ML}} = V(X)^{-1} Y$ . Inserting this to (3.3) eliminates the data-fit term and we are left with  $\ell(\theta, \beta_{\text{ML}} \mid Y) = \log \det K_\theta(X, X)$ . The maximum likelihood estimate of  $\theta$  is therefore obtained by minimising complexity of the model. If  $\theta = \lambda$ , this naturally leads to  $\lambda_{\text{ML}} = \infty$  since this is the only value of the lengthscale parameter for which the covariance matrix becomes singular. The interpretation of this phenomenon is that maximum likelihood estimation picks the simplest possible model if the data are fully explained by the prior mean.

### 3.3 Simultaneous Estimation of the Scaling Parameter

One typically estimates the lengthscale parameter simultaneously with the *scaling* or *magnitude* parameter  $\sigma > 0$ . Suppose that  $\theta = \{\lambda, \sigma\}$  and the covariance kernel is parametrised as  $K_\theta(x, y) = \sigma^2 K_\lambda(x, y)$ . Then

$$\ell(\lambda, \sigma \mid Y) = \frac{1}{\sigma^2} Y_m^\top K_\lambda(X, X)^{-1} Y_m + \log \det K_\lambda(X, X) + n \log \sigma^2$$

and maximum likelihood estimates satisfy

$$\{\lambda_{\text{ML}}, \sigma_{\text{ML}}\} \in \arg \min_{\sigma, \lambda > 0} \ell(\lambda, \sigma \mid Y). \quad (3.5)$$

Unfortunately, the behaviour of the maximum likelihood estimate  $\lambda_{\text{ML}}$  is identical to the case in Theorem 2.3 where  $\sigma$  is held fixed. Let  $\sigma_{\text{ML}}(\lambda)$  denote the maximum likelihood estimate of  $\sigma$  for a fixed  $\lambda > 0$ .

**Theorem 3.5** (Simultaneous estimation). *Suppose that  $K$  satisfies Assumption 2.2 and  $n \geq 2$ . Consider the maximum likelihood estimates (3.5). If the data  $Y$  are  $m$ -constant and  $Y_m \neq 0$ , then*

$$\lim_{\lambda \rightarrow \infty} \ell(\lambda, \sigma_{\text{ML}}(\lambda) \mid Y) = -\infty \quad \text{and} \quad \lambda_{\text{ML}} = \infty.$$

*Proof.* See Section 7.6. The proof does not fundamentally differ from that of Theorem 2.3.  $\square$

If it happens that  $Y_m = 0$ , the modified log-likelihood function is simply

$$\ell(\lambda, \sigma \mid Y) = \log \det K_\lambda(X, X) + n \log \sigma^2.$$

Then  $\ell(\lambda, \sigma \mid Y) = -\infty$  if and only if  $\lambda \rightarrow \infty$  or  $\sigma \rightarrow 0$ . Either of these cases results zero conditional variance and degenerate predictive distributions.

## 4 Regularisation

This section discusses two types of regularisation that can be used to ensure the well-posedness of Gaussian process regression or finiteness of a lengthscale estimator. However, these approaches may induce unwanted side effects and are, to some extent, arbitrary.

## 4.1 Regularisation via Observation Noise

Let  $\delta > 0$  be a *regularisation parameter* (alternatively, *smoothing parameter*, *nugget* or *jitter*). Denote the  $n \times n$  identity matrix with  $I_n$ . The regularised versions of the Gaussian process conditional mean and covariance in (2.4) and (2.5) are

$$\begin{aligned}\mu^\delta(x) &= m(x) + K(x, X)^\top (K(X, X) + \delta^2 I_n)^{-1} Y_m, \\ P^\delta(x, y) &= K(x, y) - K(x, X)^\top (K(X, X) + \delta^2 I_n)^{-1} K(X, y)\end{aligned}$$

and that of the modified log-likelihood function is

$$\ell^\delta(\lambda \mid Y) = Y_m^\top (K_\lambda(X, X) + \delta^2 I_n)^{-1} Y_m + \log \det(K_\lambda(X, X) + \delta^2 I_n). \quad (4.1)$$

In this section every quantity which is superscripted with  $\delta$  stands for the corresponding quantity defined in Section 2 but with  $K(X, X)$  replaced by  $K(X, X) + \delta^2 I_n$ . Although the above expressions arise from assuming that the data are corrupted by additive and independent zero-mean Gaussian noise terms with variances  $\delta^2$ , regularisation is often used purely out of convenience (that is, even when one does not believe that the data are noisy) as it improves the condition number of the covariance matrix that needs to be inverted (e.g., Ranjan et al., 2011; Adrianakis and Challenor, 2012).

Because  $(K(X, X) + \delta^2 I_n)^{-1} < K(X, X)^{-1}$  in the Loewner ordering of positive-semidefinite matrices, we easily derive that the regularised conditional variance is everywhere positive:

$$P^\delta(x) = P^\delta(x, x) > P(x) \geq 0 \quad \text{for every } x \in \mathbb{R}^d.$$

Consider then the lengthscale parameter  $\lambda$  and the corresponding kernel  $K_\lambda$  and assume for simplicity that  $K_\lambda(x, y) \rightarrow 1$  as  $\lambda \rightarrow \infty$  for all  $x, y \in \Omega$ . Then it is straightforward to use the Sherman–Morrison formula to compute that

$$\lim_{\lambda \rightarrow \infty} P_\lambda^\delta(x) = \lim_{\lambda \rightarrow \infty} [K_\lambda(x, y) - K_\lambda(x, X)^\top (K_\lambda(X, X) + \delta^2 I_n)^{-1} K_\lambda(x, X)] = \frac{1}{1 + n\delta^{-2}}$$

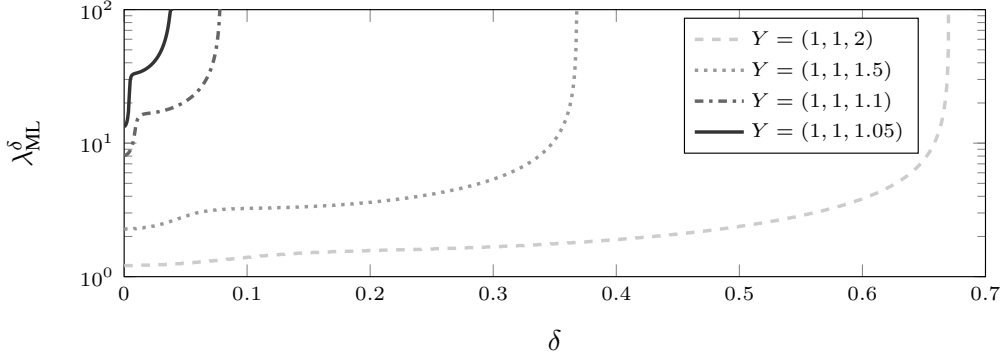
and

$$\lim_{\lambda \rightarrow \infty} \mu_\lambda^\delta(x) = m(x) + \frac{\delta^{-2}}{1 + n\delta^{-2}} \sum_{i=1}^n (y_i - m(x_i))$$

for any  $x \in \mathbb{R}^d$  and  $Y_m \in \mathbb{R}^n$ . These estimates and computations establish that under regularisation no finite-dimensional distribution of the conditional Gaussian process can tend to a degenerate Gaussian as  $\lambda$  varies. It follows that regularised Gaussian process interpolation is well-posed and well-conditioned in the senses discussed in Section 2.4 as long as the estimator of  $\lambda$  is continuous in the data. However, the price one pays for vanquishing ill-conditioning is that the conditional mean no longer interpolates the data, which may be undesirable in applications where the data are truly noiseless, and the introduction of an additional degree of freedom. Favorable convergence rates of Gaussian process interpolation (asymptotically as  $n \rightarrow \infty$ ) are also lost under regularisation unless one has the regularisation parameter tend to zero with an appropriate rate (Wendland and Rieger, 2005, Section 3).

Even though maximum likelihood estimation of  $\lambda$  cannot cause ill-conditioning in the regularised setting (assuming the estimator is continuous in the data), there remains the interesting question of how  $\lambda_{\text{ML}}^\delta$ , as computed by minimising the regularised modified log-likelihood function in (4.1), behaves if the data are  $m$ -constant. Our attempts at proving any properties of  $\lambda_{\text{ML}}^\delta$  have been unsuccessful, and therefore here we limit ourselves to a simple numerical investigation, the results of which are depicted in Figure 4. This figure plots

$$\lambda_{\text{ML}}^\delta = \arg \min_{\lambda > 0} \ell^\delta(\lambda \mid Y) \quad (4.2)$$



**Figure 4:** The regularised maximum likelihood estimate  $\lambda_{\text{ML}}^\delta$  in (4.2) as a function of the regularisation parameter  $\delta$  for four different data sets  $Y \in \mathbb{R}^3$ .

as a function  $\delta > 0$  for four different data vectors  $Y \in \mathbb{R}^3$  (we set  $m \equiv 0$ ) when  $K$  is the Matérn kernel in (2.3) with  $\sigma = 1$  and  $\nu = 3/2$  and  $X = \{1, 1.2, 2.0\} \subset \mathbb{R}$ . Minimisation was performed using grid search. It appears that for each data set the maximum likelihood estimate  $\lambda_{\text{ML}}^\delta$  has a singularity at a certain value  $\delta_\infty$  of  $\delta$  and that  $\delta_\infty$  is smaller when the data  $Y$  are closer to being constant. This suggests that, for a sufficiently large  $\delta$ , maximum likelihood estimation always reverts to the simplest possible model, that obtained with  $\lambda = \infty$ . One way to interpret this observation is that any given data set could have been plausibly generated by a constant function if the data set is assumed to be corrupted by Gaussian noise with sufficiently large variance (i.e., if  $\delta^2$  is sufficiently large).

## 4.2 Regularisation via Lengthscale Hyperprior

Suppose that a prior with a density function  $p$  is placed on the parameters  $\theta$ . Then the posterior for  $\theta$  has the log-density

$$\log p(\theta | Y) = -\frac{1}{2}\ell(\theta | Y) + \text{constant},$$

where  $\ell(\theta | Y)$  is the modified log-likelihood function in (2.8). Any maximiser  $\theta_{\text{MAP}}$  of the posterior density is called a *maximum a posteriori* (MAP) estimate of  $\theta$ . Equivalently,

$$\theta_{\text{MAP}} \in \arg \min_{\theta \in \Theta} \ell_{\text{MAP}}(\theta | Y) \quad \text{for} \quad \ell_{\text{MAP}}(\theta | Y) = \frac{1}{2}\ell(\theta | Y) - \log p(\theta). \quad (4.3)$$

The following theorem shows that assigning a non-heavy-tailed hyperprior on the lengthscale  $\lambda$  ensures that its MAP estimate is finite regardless of the data.

**Theorem 4.1.** *Suppose that  $K$  satisfies Assumption 2.2,  $n \geq 1$ , and*

$$\lambda^{(\alpha-d/2)n} p(\lambda) \rightarrow 0 \quad \text{as} \quad \lambda \rightarrow \infty, \quad (4.4)$$

*where  $\alpha > d/2$  is the constant in Assumption 2.2. If  $Y \in \mathbb{R}^n$  are any data, then*

$$\lim_{\lambda \rightarrow \infty} \ell_{\text{MAP}}(\lambda | Y) = \infty \quad \text{and} \quad \lambda_{\text{MAP}} < \infty.$$

*Proof.* See Section 7.7. The essence of the proof is that the assumption on tail decay of  $p$  ensures that  $-\log p(\lambda)$  dominates  $\ell_{\text{MAP}}(\lambda | Y)$  as  $\lambda \rightarrow \infty$ .  $\square$

Because, for fixed  $Y$ , the choice of the hyperprior  $p$  completely determines the estimator, MAP estimation is rather arbitrary and not well-suited to deployment in general-purpose software.

## 5 Generalisations

This section discusses some generalisations of Theorem 2.3 for (a) general linear data and for (b) kernels which do not satisfy the Fourier decay assumption in (2.9).

### 5.1 Linear Information and General Kernels

In this section we generalise part of Theorem 2.3 by replacing the domain  $\mathbb{R}^d$  with an arbitrary vector space  $\Omega$ , using a more liberal definition a lengthscale parameter, and considering general linear data, such as derivative evaluations. Though somewhat technical, the assumptions that this generalisation requires can be verified in some settings of practical interest.

Let  $\Omega$  be a vector space and  $K_\theta: \Omega \times \Omega \rightarrow \mathbb{R}$  a positive-definite kernel on  $\Omega$  for each  $\theta \in \Theta$ . We use  $H(K_\theta, \Omega)$  to denote the RKHS of  $K_\theta$  on  $\Omega$ ; see Section 7.1 for details. Let  $F(\Omega)$  be a set of real-valued function defined on  $\Omega$  which contains  $H(K_\theta, \Omega)$  for every  $\theta \in \Theta$  as well as all constant functions and the prior mean function  $m$ . Let  $\mathcal{L} = \{L_1, \dots, L_n\}$  be a collection of  $n \geq 2$  non-trivial (i.e., none of them is the zero functional) linear *information functionals* defined on  $F(\Omega)$ . These functionals are assumed to be linearly independent and bounded on  $H(K_\theta, \Omega)$  for every  $\theta \in \Theta$ , in that there is  $C_\theta > 0$  such that  $|L_i(f)| \leq C_\theta \|f\|_{H(K_\theta, \Omega)}$  for every  $f \in H(K_\theta, \Omega)$ . We assume that the data

$$Y_{\mathcal{L}} = (L_1 f, \dots, L_n f) \in \mathbb{R}^n \quad (5.1)$$

consist of applications of the information functionals to an underlying (and unknown) data-generating function  $f \in F(\Omega)$ . The setting considered earlier in this article is recovered by selecting the point evaluation functionals defined as  $L_i f = f(x_i)$ . Partial derivative data, defined by  $L_i f = \partial_{p_i} f(x_i)$  for some  $x_i \in \Omega$  and  $p_i \geq 0$ , also occurs commonly in Gaussian process applications (e.g., Solak et al., 2002). If necessary to avoid ambiguity, we use superscripts to denote the argument with respect to which an information functional is to be applied.

Let  $\mathcal{L}(m) = (L_i m)_{i=1}^n \in \mathbb{R}^n$  and set  $Y_{\mathcal{L}, m} = Y_{\mathcal{L}} - \mathcal{L}(m) \in \mathbb{R}^n$ . Also set

$$K_\theta(\mathcal{L}, \mathcal{L}) = (L_i^x L_j^y K_\theta(x, y))_{i,j=1}^n \in \mathbb{R}^{n \times n} \quad \text{and} \quad K_\theta(\mathcal{L}, x) = (L_i K_\theta(\cdot, x))_{i=1}^n \in \mathbb{R}^n,$$

which are well-defined by the assumption that the information functionals are bounded on  $H(K_\theta, \Omega)$ . The vector  $K_\theta(x, \mathcal{L})$  is defined analogously to  $K_\theta(\mathcal{L}, x)$  but with the information functionals applied to the second argument. The Gaussian process  $f_{\text{GP}} \sim \text{GP}(m, K_\theta)$  conditioned on the general linear data  $Y_{\mathcal{L}}$  in (5.1) has the mean

$$\mathbb{E}[f_{\text{GP}}(x) \mid Y_{\mathcal{L}}] = Y_{\mathcal{L}, m}^\top K_\theta(\mathcal{L}, \mathcal{L})^{-1} K_\theta(\mathcal{L}, x),$$

and covariance

$$\mathbb{C}[f_{\text{GP}}(x), f_{\text{GP}}(y) \mid Y_{\mathcal{L}}] = K_\theta(x, y) - K_\theta(x, \mathcal{L})^\top K_\theta(\mathcal{L}, \mathcal{L})^{-1} K_\theta(\mathcal{L}, y).$$

The modified log-likelihood function is

$$\ell(\theta \mid Y_{\mathcal{L}}) = Y_{\mathcal{L}, m}^\top K_\theta(\mathcal{L}, \mathcal{L})^{-1} Y_{\mathcal{L}, m} + \log \det K_\theta(\mathcal{L}, \mathcal{L}). \quad (5.2)$$

Let  $g: (0, \infty) \rightarrow (0, \infty)$  be a continuous function such that (a)  $\limsup_{\lambda \rightarrow 0} g(\lambda) < \infty$ , (b)  $\lim_{\lambda \rightarrow \infty} g(\lambda) = \infty$ , and (c)  $g(\lambda_1) = 1$  for some  $\lambda_1 > 0$ . Define

$$K_\lambda(x, y) = K\left(\frac{x}{g(\lambda)}, \frac{y}{g(\lambda)}\right) \quad \text{for any } \lambda > 0 \text{ and } x, y \in \Omega. \quad (5.3)$$

The parameter  $\lambda$  can be interpreted as a generalised version of the lengthscale parameter of a stationary kernel in (1.2). Stationary kernels are recovered from (5.3) by setting  $g(\lambda) = \lambda$  and



$K(x, y) = \Phi(x - y)$ . The exponential kernel  $K_\lambda(x, y) = \exp(xy/\lambda)$  is a simple non-stationary example that is occasionally used. We are interested in maximum likelihood estimates  $\lambda_{\text{ML}(\mathcal{L})}$  of  $\lambda$ , any of which satisfies

$$\lambda_{\text{ML}(\mathcal{L})} \in \arg \min_{\lambda > 0} \ell(\lambda \mid Y_{\mathcal{L}}) = \arg \min_{\lambda > 0} \{Y_{\mathcal{L},m}^\top K_\lambda(\mathcal{L}, \mathcal{L})^{-1} Y_{\mathcal{L},m} + \log \det K_\lambda(\mathcal{L}, \mathcal{L})\}.$$

In this setting we say that the data  $Y_{\mathcal{L}}$  are  $m$ -constant if there is a constant function  $c: \Omega \rightarrow \mathbb{R}$  such that

$$Y_{\mathcal{L},m} = (L_1 c, \dots, L_n c). \quad (5.4)$$

To prove a generalisation of Theorem 2.3 we need the following technical assumption.

**Assumption 5.1.** Every element of the matrix  $K_\lambda(\mathcal{L}, \mathcal{L})$  is a continuous function of  $\lambda > 0$  and

$$(a) \quad \liminf_{\lambda \rightarrow 0} e_{\min}(K_\lambda(\mathcal{L}, \mathcal{L})) > 0 \quad \text{and} \quad (b) \quad \lim_{\lambda \rightarrow \infty} \det K_\lambda(\mathcal{L}, \mathcal{L}) = 0,$$

where  $e_{\min}(A)$  denotes the smallest eigenvalue of a matrix  $A$ .

**Theorem 5.2.** Suppose that Assumption 5.1 holds and let  $\Omega_b$  be any convex subset of  $\Omega$  such that (a)  $0 \in \Omega_b$  and (b)  $Lf_1 = Lf_2$  for every  $L \in \mathcal{L}$  and all  $f_1, f_2 \in F(\Omega)$  such that  $f_1 = f_2$  on  $\Omega_b$ . If the data  $Y_{\mathcal{L}}$  are  $m$ -constant and constant functions are contained in  $H(K, \Omega_b)$ , then

$$\lim_{\lambda \rightarrow \infty} \ell(\lambda \mid Y_{\mathcal{L}}) = -\infty \quad \text{and} \quad \lambda_{\text{ML}(\mathcal{L})} = \infty.$$

*Proof.* See Section 7.8. The proof is in essence identical to that of (2.11), but more technical.  $\square$

Assumption 5.1 and other assumptions in Theorem 5.2 may be verified on case-by-case basis. For example, let  $\Omega = \mathbb{R}$  and

$$K_\lambda(x, y) = \left(1 + \frac{\sqrt{3}|x - y|}{\lambda}\right) \exp\left(-\frac{\sqrt{3}|x - y|}{\lambda}\right),$$

which is the Matérn kernel in (2.3) with smoothness  $\nu = 3/2$ . Suppose that  $L_1 f = f'(x_1)$  and  $L_i f = f(x_i)$  for  $i = 2, \dots, n$  and distinct  $x_2, \dots, x_n$ . It is trivial to find a convex  $\Omega_b \subset \mathbb{R}$  such that  $0, x_1, x_2, \dots, x_n \in \Omega_b$ . Because this set can be taken to be bounded, it follows from (2.10) and the results reviewed in Section 7.3 that constant functions are contained in  $H(K, \Omega_b)$ . To verify Assumption 5.1, observe that the generalised covariance matrix is

$$K_\lambda(\mathcal{L}, \mathcal{L}) = \begin{pmatrix} a_\lambda & b_\lambda^\top \\ b_\lambda & K_\lambda(X', X') \end{pmatrix}, \quad (5.5)$$

where  $K_\lambda(X', X') \in \mathbb{R}^{(n-1) \times (n-1)}$  is the regular covariance matrix for the points  $x_2, \dots, x_n$ ,

$$a_\lambda = \frac{\partial^2}{\partial x \partial y} K_\lambda(x, y) \Big|_{\substack{x=x_1 \\ y=x_1}} = \frac{3}{\lambda^2},$$

and

$$(b_\lambda)_{i-1} = \frac{\partial}{\partial x} K_\lambda(x, x_i) \Big|_{x=x_1} = -\frac{3}{\lambda^2} (x_1 - x_i) \exp\left(-\frac{\sqrt{3}|x_1 - x_i|}{\lambda}\right)$$

for  $i = 2, \dots, n$ . The entries of  $b_\lambda$ , as well as  $a_\lambda$ , are continuous in  $\lambda$  on  $(0, \infty)$ . We compute  $\lim_{\lambda \rightarrow 0} a_\lambda = \infty$  and  $\lim_{\lambda \rightarrow \infty} a_\lambda = 0$  as well as  $\lim_{\lambda \rightarrow 0} (b_\lambda)_{i-1} = 0$  and  $\lim_{\lambda \rightarrow \infty} (b_\lambda)_{i-1} = 0$  for each  $i = 2, \dots, n$ . Therefore  $\lim_{\lambda \rightarrow 0} K_\lambda(\mathcal{L}, \mathcal{L}) = \text{diag}(\infty, 1, \dots, 1)$  and  $\lim_{\lambda \rightarrow \infty} K_\lambda(\mathcal{L}, \mathcal{L})$  is singular because its first row is zero. Assumption 5.1 thus holds and it follows from Theorem 5.2 that  $\lambda_{\text{ML}(\mathcal{L})} = \infty$  if  $Y_{\mathcal{L},m} = (0, c, \dots, c)$  for some  $c \in \mathbb{R}$ .

## 5.2 Infinitely Smooth Stationary Kernels

Commonly used infinitely smooth stationary kernels, such as the Gaussian and the inverse quadratic (or Cauchy) defined by

$$\Phi(z) = \exp(-\|z\|^2) \quad \text{and} \quad \Phi(z) = \frac{1}{1 + \|z\|^2}, \quad (5.6)$$

respectively, do not satisfy Assumption 2.2 because their Fourier transforms decay (at least) exponentially (this holds true for any stationary kernel which is defined by an analytic function  $\Phi$ ). The purpose of Assumption 2.2 is to guarantee that constant functions are contained in the RKHS of  $K$  on a bounded set, a result which in turn can be exploited to prove that the data-fit term  $Y_m^\top K_\lambda(X, X)^{-1} Y_m$  is a bounded function of  $\lambda$  whenever the data are  $m$ -constant (see Lemma 7.2). However, it is known that the RKHSs of analytic kernels, such as those in (5.6), do not contain constant functions (Steinwart et al., 2006; Minh, 2010; Dette and Zhigljavsky, 2021). But this does have to mean that the data-fit term explodes as  $\lambda \rightarrow \infty$ .

Increasing the lengthscale parameter is equivalent to *coalescence* of the points to the origin. That is, using the kernel  $K_\lambda$  and points  $X$  is equivalent to using the kernel  $K$  and the scaled points  $X_\lambda = \{x_1/\lambda, \dots, x_n/\lambda\}$ , each of which tends to the origin as  $\lambda \rightarrow \infty$ . Suppose for simplicity that  $d = 1$ . When the points coalesce, one's data effectively comprises the value at the origin of the data-generating function and its successive derivatives up to order  $n - 1$ . We refer to Section 11 in Schaback (2008) and Chapter 5 in Oettershagen (2017) for more discussion and some results regarding this phenomenon. The computations in Section 2 of Dette and Zhigljavsky (2021) are also relevant. If the data are  $m$ -constant such that  $Y_m = (c, \dots, c)$  and the kernel  $K(x, y) = \Phi(x - y)$  is sufficiently smooth, this reasoning suggests the conjecture that

$$\lim_{\lambda \rightarrow \infty} Y_m^\top K_\lambda(X, X)^{-1} Y_m = \lim_{\lambda \rightarrow \infty} Y_m^\top K(X_\lambda, X_\lambda)^{-1} Y_m = D_0^\top W^{-1} D_0 \quad (5.7)$$

where  $D_0 = (c, 0, \dots, 0) \in \mathbb{R}^n$  and the Wronskian  $W \in \mathbb{R}^{n \times n}$  has the elements

$$(W)_{i+1, j+1} = \frac{\partial^{i+j}}{\partial v^i \partial w^j} K(v, w) \Big|_{v=0, w=0} \quad (5.8)$$

for  $i, j \in \{0, \dots, n - 1\}$ . The conjectured limit  $D_0^\top W^{-1} D_0$  is the data-fit term in (5.2) for the information functionals defined as  $L_i f = f^{(i-1)}(0)$  for  $i = 1, \dots, n$  and general  $m$ -constant data in (5.4). A proof of (5.7) is the main ingredient in the proof of the following theorem, which partially generalises Theorem 2.3 for infinitely differentiable kernels when  $d = 1$ .

**Theorem 5.3.** *Let  $d = 1$  that  $K(x, y) = \Phi(x - y)$ . Suppose that (i) the function  $\Phi: \mathbb{R} \rightarrow \mathbb{R}$  is integrable and infinitely differentiable in a neighbourhood of the origin; (ii)  $\Phi^{(k)}(0) = 0$  for every odd  $k$ ; and (iii) the Fourier transform of  $\Phi$  is everywhere positive. If  $n \geq 1$  and the data  $Y$  are  $m$ -constant, then*

$$\lim_{\lambda \rightarrow \infty} \ell(\lambda \mid Y) = -\infty \quad \text{and} \quad \lambda_{\text{ML}} = \infty.$$

*Proof.* See Section 7.9. The proof uses Equation (32) in Barthelmé and Usevich (2021).  $\square$

## 6 Conclusion and Implications

In this article we have proved that Gaussian process regression with noiseless data and a stationary covariance kernel is ill-posed if the lengthscale parameter of the kernel is estimated using maximum likelihood: When the data differ from the prior mean by a constant mean shift, the maximum likelihood estimate of the lengthscale parameter is infinite (Theorem 2.3) and the conditional Gaussian process is degenerate (Theorem 2.6). As shown in Section 3, this result remains valid under more general parametrisations and also applies to leave-one-out cross-validation.

## 6.1 Practical Implications

In a way, our results imply a practical simplification. If the data are  $m$ -constant (which, when the prior mean  $m$  is known and fixed, is trivial to check), there is no need for numerical optimisation of the log-likelihood function as one can use Theorem 2.3 to set  $\lambda_{\text{ML}} = \infty$  and Theorem 2.6 to compute the conditional mean and covariance. However, degeneracy of the resulting conditional process implies that there is no predictive uncertainty and the conditional process is therefore useless as a tool for uncertainty quantification. Except for switching to a non-stationary kernel, we do not know of a good approach to fix this, and it may be that some non-stationary kernels are no magic bullets and induce similar behaviour when some of their parameters are estimated.

A numerical issue that is encountered when the data are close to being  $m$ -constant is that of ill-conditioning of the covariance matrix. As  $\lambda \rightarrow \infty$ , the condition number of the covariance matrix  $K_\lambda(X, X)$  increases with a rate related to the smoothness of the kernel. This means that one cannot compute the modified log-likelihood function for large values of  $\lambda$ . In practice one therefore has to either introduce a regularisation parameter to upper bound the condition number as a function of  $\lambda$  or select a finite maximal lengthscale  $\lambda_{\text{max}} > 0$  for which  $\ell(\lambda | Y)$  can be reliably computed and find the maximum likelihood estimate in  $(0, \lambda_{\text{max}}]$ . When the data are  $m$ -constant, restricting the feasible set for  $\lambda$  to  $(0, \lambda_{\text{max}}]$  is likely to result in  $\lambda_{\text{ML}} = \lambda_{\text{max}}$ , so that the user effectively selects an arbitrary (though probably fairly large) lengthscale in this case. The dependence of predictions in  $\lambda_{\text{max}}$  may or may not be problematic depending on the context.

A practical recommendation borne out by our results is that all Gaussian process implementations which use maximum likelihood but not regularisation should check if the data are  $m$ -constant. If the check indicates that the data are  $m$ -constant, an implementation should either (a) forgo lengthscale estimation and output a degenerate conditional process or (b) throw an error and inform the user of the problem. If the approach (a) is chosen it should be made clear to the user that the output is degenerate as this may have important ramifications in the applied context. A more general research programme suggests itself:

- (i) To characterise, for each estimator of the kernel parameters  $\theta$ , the problematic data sets  $Y$  which cause Gaussian process regression or interpolation to be ill-posed.
- (ii) To hard-code Gaussian process software to throw an error (or at least a warning) when such data are encountered.

## 6.2 Theoretical Implications

When analysing the convergence of Gaussian process regression as  $n \rightarrow \infty$ , it is typically assumed that the covariance kernel is fixed. To the best of our knowledge, in the deterministic interpolation regime only Teckentrup (2020) and Wynne et al. (2021) allow the kernel parameters other than scaling parameter  $\sigma$  from Section 3.3 (which does not affect the conditional mean) to vary. Their results are generic in that no specific parameter estimation method is considered and the parameter estimates are simply assumed to remain within certain sets. In Wynne et al. (2021) only a smoothness parameter, such as the parameter  $\nu$  of Matérn kernels (2.3), is allowed to vary. Teckentrup (2020, Theorem 3.5) considers kernels which satisfy Assumption 2.2 and proves that the conditional mean in (2.4) tends to the true data-generating function  $f$  such that  $Y = f(X)$  if (i) this function has certain smoothness and (ii) there is a compact set which contains the estimate of  $\lambda$  for every  $n$ . As we have seen in this article, the second assumption fails if  $f$  happens to be a mean shift of the prior mean (i.e.,  $f = m + c$  for some  $c \in \mathbb{R}$ ) and  $\lambda$  is estimated using maximum likelihood. This demonstrates that unless one imposes an artificial upper bound on the parameter estimates, smoothness assumptions alone are not sufficient for comprehensive convergence analysis of Gaussian process regression.

## 7 Proofs

This section contains proofs for the results in Sections 2 to 5.

### 7.1 Interpolation in Reproducing Kernel Hilbert Spaces

Let  $\Omega$  be an arbitrary set and  $K: \Omega \times \Omega \rightarrow \mathbb{R}$  a positive-definite kernel, which means that

$$\sum_{n=1}^n \sum_{j=1}^n a_i a_j K(x_i, x_j) > 0 \quad (7.1)$$

for any  $n \in \mathbb{N}$ , any non-zero vector  $a = (a_1, \dots, a_n)$ , and any distinct points  $x_i \in \Omega$ . The kernel is positive-semidefinite if the inequality in (7.1) is not required to be strict. Then  $K$  induces a unique *reproducing kernel Hilbert space* (RKHS),  $H(K, \Omega)$ . This is a Hilbert space consisting of real-valued functions defined on  $\Omega$  and is equipped with an inner product  $\langle \cdot, \cdot \rangle_{H(K, \Omega)}$  and the corresponding norm  $\|\cdot\|_{H(K, \Omega)}$ . The kernel translate  $K(\cdot, x)$  is an element of  $H(K, \Omega)$  for every  $x \in \Omega$  and the kernel has the *reproducing property*

$$\langle K(\cdot, x), f \rangle_{H(K, \Omega)} = f(x) \quad \text{for all } x \in \Omega \text{ and } f \in H(K, \Omega).$$

It is usually not straightforward to determine whether or not a given function is an element of  $H(K, \Omega)$ . However, the RKHS of a kernel which satisfies Assumption 2.2 on the rate of decay of its Fourier transform is a Sobolev space; see Section 7.3. For more information on RKHSs we refer the reader to the monograph of Berlinet and Thomas-Agnan (2004) and Chapters 10 and 16 in Wendland (2005).

We are interested in optimal interpolation in an RKHS. Let  $f: \Omega \rightarrow \mathbb{R}$  be any function (i.e., not necessarily an element of the RKHS) that is to be interpolated at a set of distinct points  $X = \{x_i\}_{i=1}^n \subset \Omega$ . The *kernel interpolant*  $s_{f, X}$  is the unique minimum norm interpolant to  $f$  at these points:

$$s_{f, X} = \arg \min_{s \in H(K, \Omega)} \{ \|s\|_{H(K, \Omega)} : s(x_i) = f(x_i) \text{ for every } i = 1, \dots, n \}. \quad (7.2)$$

The kernel interpolant has the explicit linear-algebraic form

$$s_{f, X}(x) = K(x, X)^\top K(X, X)^{-1} f(X), \quad (7.3)$$

which equals the conditional mean in (2.4) when  $m \equiv 0$ . This is the famous equivalence between Gaussian process interpolation and optimal interpolation in an RKHS whose origins can be traced back at least to the work of Kimeldorf and Wahba (1970). From (7.3) it is straightforward to compute that (e.g., Fasshauer, 2011, Section 5.1)

$$\|s_{f, X}\|_{H(K, \Omega)}^2 = f(X)^\top K(X, X)^{-1} f(X), \quad (7.4)$$

which equals the data-fit term in (2.8) for  $m \equiv 0$ . Note that a particular implication of (7.2) and (7.4) is that  $f(X)^\top K(X, X)^{-1} f(X) \leq \|f\|_{H(K, \Omega)}^2$  if  $f \in H(K, \Omega)$ . How these properties of  $s_{f, X}$  follow is explained in more detail in the proof of Proposition 7.10 concerning interpolation based on general linear data. For the conditional variance we use the notation

$$P_X(x)^2 = K(x, x) - K(x, X)^\top K(X, X)^{-1} K(X, x), \quad (7.5)$$

which makes the dependency on the points  $X$  explicit. Now, for every  $x \in \Omega$  it holds that (e.g., Wendland, 2005, Theorem 11.4)

$$|f(x) - s_{f, X}(x)| \leq \|f\|_{H(K, \Omega)} P_X(x) \quad (7.6)$$

if  $f \in H(K, \Omega)$ , so that the conditional standard deviation controls the interpolation error.

## 7.2 On Notation

The proofs require notation that is more expressive than what we have used elsewhere in this article. Therefore the conditional variance in (2.5) equals the conditional variance (7.5) whose dependency on the covariates has been made explicit. Similarly, the function  $s$  in (2.6) equals the kernel interpolant  $s_{f,X}$  in (7.3) for any function  $f$  such that  $f(X) = Y_m$ . It is often necessary or useful to indicate that various quantities depend on the kernel parameters (either  $\theta$  or  $\lambda$ ). We use subscripts for this purpose. Subscripts are also used as shorthands for point sets formed by removing some elements of  $X = \{x_i\}_{i=1}^n$  in the following way:  $X_k = \{x_i\}_{i=1}^k$  and  $X_{n,k} = X \setminus \{x_k\}$ . Analogous notation is used for the conditional standard deviation and mean and the kernel interpolant constructed at these point sets, so that

$$P_{\theta,k} = P_{\theta,X_k} = P_{\theta,\{x_1,\dots,x_k\}} \quad \text{and} \quad P_{\theta,n,k} = P_{\theta,X_{n,k}} = P_{\theta,X \setminus \{x_k\}}$$

and

$$s_{\theta,k} = s_{\theta,f,X_k} = s_{\theta,f,\{x_1,\dots,x_k\}} \quad \text{and} \quad s_{\theta,n,k} = s_{\theta,f,X_{n,k}} = s_{\theta,f,X \setminus \{x_k\}}$$

for  $k \leq n$  and  $f$  such that  $f(X) = Y_m$ . These notational conventions are reintroduced preceding their use in the proofs.

## 7.3 Sobolev Spaces

For  $\alpha \geq 0$ , the Sobolev space  $W_2^\alpha(\mathbb{R}^d)$  consists of integrable functions  $f: \mathbb{R}^d \rightarrow \mathbb{R}$  such that

$$\|f\|_{W_2^\alpha(\mathbb{R}^d)}^2 = \int_{\mathbb{R}^d} (1 + \|\xi\|^2)^\alpha |\widehat{f}(\xi)|^2 d\xi < \infty. \quad (7.7)$$

On  $\Omega \subset \mathbb{R}^d$ , the Sobolev space  $W_2^\alpha(\Omega)$  consists of those  $f: \Omega \rightarrow \mathbb{R}$  which admit an extension  $f_e \in W_2^\alpha(\mathbb{R}^d)$  such that  $f_e|_\Omega = f$ . The norm of  $W_2^\alpha(\Omega)$  is

$$\|f\|_{W_2^\alpha(\Omega)} = \inf_{f_e \in W_2^\alpha(\mathbb{R}^d)} \{ \|f_e\|_{W_2^\alpha(\mathbb{R}^d)} : f_e|_\Omega = f \}. \quad (7.8)$$

If  $\alpha \in \mathbb{N}_0$ ,  $W_2^\alpha(\mathbb{R}^d)$  consists of functions whose weak derivatives up to order  $\alpha$  exist and are square-integrable. It is a standard result (e.g., Wendland, 2005, Corollary 10.13) that for a kernel  $K$  which satisfies Assumption 2.2 the RKHS  $H(K, \mathbb{R}^d)$  is norm-equivalent to  $W_2^\alpha(\mathbb{R}^d)$ . This is to say that  $H(K, \mathbb{R}^d)$  and  $W_2^\alpha(\mathbb{R}^d)$  are equal as sets and that there are positive constants  $C_1$  and  $C_2$  such that

$$C_1 \|f\|_{W_2^\alpha(\mathbb{R}^d)} \leq \|f\|_{H(K, \mathbb{R}^d)} \leq C_2 \|f\|_{W_2^\alpha(\mathbb{R}^d)}$$

for every  $f \in H(K, \mathbb{R}^d)$ . An analogous result carries over to  $H(K, \Omega)$ , which is related to  $H(K, \mathbb{R}^d)$  in the same way as  $W_2^\alpha(\Omega)$  is to  $W_2^\alpha(\mathbb{R}^d)$  via (7.8). We use the following two facts in the proof of Theorem 2.3:

- Let  $B$  be any open ball centered at the origin. Then constant functions are contained in  $W_2^\alpha(\Omega)$  for any  $\alpha \geq 0$  because one can construct a bump function which is constant in  $B$  and whose Fourier transform decays with a super-algebraic rate.
- The function  $\Phi$ , which defines  $K$  in Assumption 2.2, is Hölder continuous with the exponent  $\beta(\alpha) = \min\{1, \alpha - d/2\} > 0$  on any sufficiently regular domain  $\Omega$  (e.g., an open ball). That is, there is a positive constant  $C$  such that

$$|\Phi(0) - \Phi(x)| \leq C \|x\|^{\beta(\alpha)} \quad (7.9)$$

for any  $x \in \Omega$ . This assertion is a consequence of the classical inclusion relation between Sobolev and Hölder spaces (e.g., Triebel, 1978, Remark 2 on p. 206). That  $\Phi$  is an element of  $W_2^\alpha(\mathbb{R}^d)$  is easy to verify using (2.9) and (7.7).

## 7.4 Proof of Theorem 2.3

We split the proof of Theorem 2.3 in two. Equation (2.11) is a rather straightforward consequence of (7.4) when one interprets  $\lambda$  as a scaling of the covariate set instead of a kernel parameter, while proving Equation (2.12) requires some more work, including upper and lower bounds for the conditional variance. Most of the proof of Equation (2.11) is contained in the following lemmas, which will be used again in Section 7.6.

**Lemma 7.1** (Continuity of the data-fit and model complexity). *Suppose that  $\Phi$  is continuous and  $n \geq 1$ . Then the functions*

$$f_{\text{df}}(\lambda) = Y_m^\top K_\lambda(X, X)^{-1} Y_m \quad \text{and} \quad f_{\text{mc}}(\lambda) = \log \det K_\lambda(X, X)$$

*are well-defined and continuous on  $(0, \infty)$ .*

*Proof.* Define  $X_\lambda = \{x_i/\lambda\}_{i=1}^n$  and observe that  $K_\lambda(X, X) = K(X_\lambda, X_\lambda)$ . Since  $K$  is a positive-definite kernel and the covariates  $X$  are distinct, this shows that  $K_\lambda(X, X)$  is positive-definite and hence non-singular for every  $\lambda > 0$ . In particular,  $\det K_\lambda(X, X) > 0$  for every  $\lambda > 0$  by positive-definiteness. Therefore the functions  $f_{\text{df}}$  and  $f_{\text{mc}}$  are well-defined. Because  $K(x, y) = \Phi(x - y)$  is continuous, each element of  $K_\lambda(X, X)$  is a continuous function of  $\lambda$ . From the definition of the determinant it immediately follows that  $f_{\text{mc}}$  is continuous. The continuity of  $f_{\text{df}}$  is then a consequence of, for example, Cramer's rule and the positivity of  $\det K_\lambda(X, X)$ .  $\square$

**Lemma 7.2** (Boundedness of the data-fit term). *Suppose that  $K$  satisfies Assumption 2.2 and  $n \geq 1$ . If the data  $Y$  are  $m$ -constant, then there is a constant  $a > 0$  such that*

$$\sup_{\lambda > 0} Y_m^\top K_\lambda(X, X)^{-1} Y_m \leq a.$$

*Proof.* Because the data  $Y$  are  $m$ -constant, we can write  $Y_m = Y - m(X) = f(X)$  for some constant function  $f$ . Define  $X_\lambda = \{x_i/\lambda\}_{i=1}^n$  and observe that, since  $f(X_\lambda)$  does not depend on  $\lambda$ ,

$$Y_m^\top K_\lambda(X, X)^{-1} Y_m = f(X_\lambda)^\top K(X_\lambda, X_\lambda)^{-1} f(X_\lambda).$$

The RKHS  $H(K, B)$  contains constant functions if  $B$  is any open ball centered at the origin by the results in Section 7.3. Because  $X$  contains a finite number of points, we can trivially select  $B$  such that  $X \subset B$ . Then the set  $X_\lambda$  is also contained in  $B$  whenever  $\lambda \geq 1$ . Therefore  $f \in H(K, B)$  and it follows from (7.2) and (7.4) that

$$f(X_\lambda)^\top K(X_\lambda, X_\lambda)^{-1} f(X_\lambda) \leq \|f\|_{H(K, B)}^2 \quad (7.10)$$

if  $\lambda \geq 1$ . Because  $K(x, y) = \Phi(x - y)$  for  $\Phi$  which is continuous and integrable on  $\mathbb{R}^d$ ,

$$K\left(\frac{x_i}{\lambda}, \frac{x_i}{\lambda}\right) = \Phi(0) > 0 \quad \text{and} \quad \lim_{\lambda \rightarrow 0} K\left(\frac{x_i}{\lambda}, \frac{x_j}{\lambda}\right) = \lim_{\lambda \rightarrow 0} \Phi\left(\frac{x_i - x_j}{\lambda}\right) = 0$$

for all  $i \neq j$ . That is,  $K_\lambda(X, X) = K(X_\lambda, X_\lambda)$  tends to a non-zero diagonal matrix as  $\lambda \rightarrow 0$ . Thus by Lemma 7.1, which guarantees the  $\lambda$ -continuity of the data-fit term,

$$\lim_{\lambda \rightarrow 0} Y_m^\top K_\lambda(X, X)^{-1} Y_m = \Phi(0)^{-1} \|Y_m\|^2 < \infty. \quad (7.11)$$

From (7.10) and (7.11) and Lemma 7.1 we conclude that there is a constant  $a > 0$  such that

$$Y_m^\top K_\lambda(X, X)^{-1} Y_m = f(X_\lambda)^\top K(X_\lambda, X_\lambda)^{-1} f(X_\lambda) \leq a \quad (7.12)$$

for every  $\lambda > 0$ .  $\square$

*Proof of Equation (2.11).* By Lemma 7.2, there is  $a > 0$  such that

$$0 \leq Y_m^\top K_\lambda(X, X)^{-1} Y_m \leq a \quad (7.13)$$

for all  $\lambda > 0$ . Stationarity and continuity of  $\Phi$  imply that  $K_\lambda(X, X)$  converges to the identity matrix times  $\Phi(0)$  as  $\lambda \rightarrow 0$  and to the singular matrix of  $\Phi(0)$ 's as  $\lambda \rightarrow \infty$ . Thus it follows from Lemma 7.1 that

$$\log \det K_\lambda(X, X) \rightarrow -\infty \quad (7.14)$$

if and only if  $\lambda \rightarrow \infty$ . By combining (7.13) and (7.14) we conclude that

$$\ell(\lambda | Y) = Y_m^\top K_\lambda(X, X)^{-1} Y_m + \log \det K_\lambda(X, X) \rightarrow -\infty$$

if and only if  $\lambda \rightarrow \infty$ . Therefore  $\lambda_{\text{ML}} = \arg \min_{\lambda > 0} \ell(\lambda | Y) = \infty$ .  $\square$

Three auxiliary results are needed to prove Equation (2.12). The first of these—or its variants—is well known in scattered data approximation literature (e.g., Schaback, 1995). The version that we need here is contained in the proof of Theorem 4.4 in Karvonen et al. (2020).

**Proposition 7.3.** *Suppose that  $K$  satisfies Assumption 2.2 and let  $X = \{x_i\}_{i=1}^n$  be any set of distinct points in  $\mathbb{R}^d$ . Define  $\|x - X\| = \min_{i=1, \dots, n} \|x - x_i\|$ . Then there is a positive constant  $C$ , which does not depend on  $x$  or  $X$ , such that*

$$P_X(x)^2 \geq C \|x - X\|^{2\alpha-d}$$

for any  $x \in \mathbb{R}^d$  for which  $\|x - X\| \leq 1$ , where  $\alpha > d/2$  is the constant in Assumption 2.2.

The second auxiliary result, which is standard and essentially Exercise 8.66 in Iske (2018), gives a rough upper bound on the conditional variance under Assumption 2.2.

**Proposition 7.4.** *Suppose that  $K$  satisfies Assumption 2.2 and let  $X = \{x_i\}_{i=1}^n$  be any set of distinct points in  $\mathbb{R}^d$ . Let  $\|x - X\| = \min_{i=1, \dots, n} \|x - x_i\|$  and  $\beta(\alpha) = \min\{1, \alpha - d/2\} > 0$ , where  $\alpha > d/2$  is the constant in Assumption 2.2. Then there is a positive constant  $C$ , which does not depend on  $x$  or  $X$ , such that*

$$P_X(x)^2 \leq C \|x - X\|^{\beta(\alpha)}$$

for any  $x \in \mathbb{R}^d$  for which  $\|x - X\|$  is sufficiently small.

*Proof.* Let  $x^* \in X$  be such that  $\|x - x^*\| = \|x - X\|$ . Because the standard deviation is a non-decreasing function in that  $P_X(x) \leq P_{X'}(x)$  for any  $x$  if  $X' \subset X$  (e.g., Wendland, 2005, Theorem 16.11), we have

$$P_X(x) \leq P_{\{x^*\}}(x). \quad (7.15)$$

Using the stationarity assumption and (7.5) we write

$$\begin{aligned} P_{\{x^*\}}(x)^2 &= K(x, x) - \frac{K(x, x^*)^2}{K(x^*, x^*)} \\ &= \Phi(0) - \frac{\Phi(x - x^*)^2}{\Phi(0)} \\ &= \frac{1}{\Phi(0)} (\Phi(0) + \Phi(x - x^*)) (\Phi(0) - \Phi(x - x^*)). \end{aligned}$$

Applying the Hölder condition (7.9) to  $|\Phi(0) - \Phi(x - x^*)|$  and using  $\Phi(0) \geq \Phi(x - x^*)$ , which follows from the positive-definiteness of  $K(x, y) = \Phi(x - y)$ , yields the estimate

$$P_{\{x^*\}}(x)^2 \leq C \|x - x^*\|^{\beta(\alpha)} = C \|x - X\|^{\beta(\alpha)}$$

for a certain positive constant  $C$  which depends only on  $\Phi$ . Using this bound in (7.15) concludes the proof.  $\square$

Our third auxiliary result is an expression for the modified log-likelihood function. Although this expression has appeared in the literature (e.g., Xu and Stein, 2017, Section 4.2.2), we have not encountered its proof and therefore provide one based entirely on linear algebra and block matrix inversion and determinant identities. The expressions for the individual terms of the modified log-likelihood function are relatively well known. For the data-fit term, see Schaback and Werner (2006, Theorem 6) or Müller (2008, Bemerkung 3.1.4). We also point the reader to Section 3 in Scheuerer (2011). The expressions for the model complexity term appears in literature on determinantal point processes (e.g., Bardenet and Hardy, 2020, Section 2.4). For the purposes of this proposition and the proof of Equation (2.12) we use the notation

$$P_{\theta,k}(x) = P_{\theta,\{x_1,\dots,x_k\}}(x) \quad \text{and} \quad s_{\theta,k}(x) = s_{\theta,\{x_1,\dots,x_k\}}(x)$$

for  $k \leq n$ .

**Proposition 7.5.** *If the points  $X = \{x_i\}_{i=1}^n$  are distinct, then*

$$Y_m^\top K_\theta(X, X)^{-1} Y_m = \sum_{k=0}^{n-1} \left( \frac{y_{k+1} - m(x_{k+1}) - s_{\theta,k}(x_{k+1})}{P_{\theta,k}(x_{k+1})} \right)^2 \quad (7.16)$$

and

$$\det K_\theta(X, X) = \prod_{k=0}^{n-1} P_{\theta,k}(x_{k+1})^2, \quad (7.17)$$

where  $P_{\theta,0}(x_1)^2 = K_\theta(x_1, x_1)$  and  $s_{\theta,0}(x_1) = 0$ .

*Proof.* Denote  $y_{m,k} = y_k - m(x_k)$  and  $Y_{m,k} = (y_{m,1}, \dots, y_{m,k}) \in \mathbb{R}^k$  so that

$$Y_m^\top K_\theta(X, X)^{-1} Y_m = \begin{pmatrix} y_{m,n} \\ Y_{m,n-1} \end{pmatrix}^\top \begin{pmatrix} K_\theta(x_n, x_n) & K_\theta(x_n, X_{n-1})^\top \\ K_\theta(x_n, X_{n-1}) & K_\theta(X_{n-1}, X_{n-1}) \end{pmatrix}^{-1} \begin{pmatrix} y_{m,n} \\ Y_{m,n-1} \end{pmatrix}.$$

The block matrix inversion formula, a few lines of straightforward algebra, and (2.4) and (2.5) then yield

$$Y_m^\top K_\theta(X, X)^{-1} Y_m = \left( \frac{y_{m,n} - s_{\theta,n-1}(x_n)}{P_{\theta,n-1}(x_n)} \right)^2 + Y_{m,n-1}^\top K_\theta(X_{n-1}, X_{n-1})^{-1} Y_{m,n-1},$$

iteration of which yields the form (7.16) for the data-fit term. The block determinant identity and the expression (2.5) for the conditional variance yield

$$\begin{aligned} \det K_\theta(X, X) &= \begin{vmatrix} K_\theta(x_n, x_n) & K_\theta(x_n, X_{n-1})^\top \\ K_\theta(x_n, X_{n-1}) & K_\theta(X_{n-1}, X_{n-1}) \end{vmatrix} \\ &= (K_\theta(x_n, x_n) - K_\theta(x_n, X_{n-1})^\top K_\theta(X_{n-1}, X_{n-1})^{-1} K_\theta(x_n, X_{n-1})) \\ &\quad \times \det K_\theta(X_{n-1}, X_{n-1}) \\ &= P_{\theta,n-1}(x_n)^2 \det K_\theta(X_{n-1}, X_{n-1}), \end{aligned}$$

iteration of which produces (7.17). □

**Lemma 7.6.** *Suppose that  $K$  satisfies Assumption 2.2 and let  $X = \{x_i\}_{i=1}^n$  be any set of distinct points in  $\mathbb{R}^d$ . Then there is a constant  $C$ , which does not depend on  $\lambda$ , such that*

$$\log \det K_\lambda(X, X) \geq -(2\alpha - d)n \log \lambda + C$$

for every sufficiently large  $\lambda > 0$ , where  $\alpha > d/2$  is the constant in Assumption 2.2.



*Proof.* Let  $X_k = \{x_1, \dots, x_k\}$  and  $X_{\lambda,k} = \lambda^{-1}X_k = \{\lambda^{-1}x_i\}_{i=1}^k$ . Because

$$P_{\lambda,k}(x_{k+1}) = P_{X_{\lambda,k}}(\lambda^{-1}x_{k+1})$$

and

$$\begin{aligned} \|\lambda^{-1}x_{k+1} - X_{\lambda,k}\| &= \min_{i=1,\dots,k} \|\lambda^{-1}(x_{k+1} - x_i)\| = \lambda^{-1} \min_{i=1,\dots,k} \|x_{k+1} - x_i\| \\ &= \lambda^{-1} \|x_{k+1} - X_k\|, \end{aligned}$$

it follows from Proposition 7.3, when applied to the points  $X_{\lambda,k}$ , that, for a positive constant  $C$  which does not depend on  $k$  or  $\lambda$ ,

$$\begin{aligned} \log[P_{\lambda,k}(x_{k+1})^2] &= \log[P_{X_{\lambda,k}}(\lambda^{-1}x_{k+1})^2] \\ &\geq -(2\alpha - d) \log \lambda + (2\alpha - d) \log \|x_{k+1} - X_k\| + \log C \end{aligned}$$

when  $\lambda$  is large enough that  $\|\lambda^{-1}x_{k+1} - X_{\lambda,k}\| \leq 1$ . Equation (7.17) implies that

$$\log \det K_\lambda(X, X) = \sum_{k=0}^{n-1} \log[P_{\lambda,k}(x_{k+1})^2],$$

which yields the claim.  $\square$

*Proof of Equation (2.12).* Under the assumption that the data are not  $m$ -constant we can freely order  $\{x_1, \dots, x_n\}$  such that  $y_1 - m(x_1) \neq y_2 - m(x_2)$ . Then for the second term of the data-fit in (7.16) we have

$$\frac{y_2 - m(x_2) - s_{\lambda,1}(x_2)}{P_{\lambda,1}(x_2)} = \frac{y_2 - m(x_2) - K_\lambda(x_2, x_1)K_\lambda(x_1, x_1)^{-1}(y_1 - m(x_1))}{P_{\lambda,1}(x_2)}. \quad (7.18)$$

By the stationarity assumption, the numerator on the right-hand side of (7.18) is

$$y_2 - m(x_2) - \Phi\left(\frac{x_2 - x_1}{\lambda}\right)\Phi(0)^{-1}(y_1 - m(x_1)).$$

As  $\lambda \rightarrow \infty$ , the numerator therefore tends to  $y_2 - m(x_2) - (y_1 - m(x_1)) \neq 0$ . Consequently, there is a positive constant  $C_1$  independent of  $\lambda$  such that

$$\begin{aligned} \ell(\lambda | Y) &= Y_m^\top K_\lambda(X, X)^{-1} Y_m + \log \det K_\lambda(X, X) \\ &= \sum_{k=0}^{n-1} \left( \frac{y_{k+1} - m(x_{k+1}) - s_{\lambda,k}(x_{k+1})}{P_{\lambda,k}(x_{k+1})} \right)^2 + \log \det K_\lambda(X, X) \\ &\geq \frac{C_1}{P_{\lambda,1}(x_2)^2} + \log \det K_\lambda(X, X) \end{aligned}$$

for all sufficiently large  $\lambda$ , where we have discarded all other terms of the data-fit in (7.16) except the  $k = 1$  term. Proposition 7.4 yields the upper bound

$$P_{\lambda,1}(x_2)^2 \leq C_2 \lambda^{-\beta(\alpha)} \quad (7.19)$$

for  $\beta(\alpha) > 0$ , a certain positive constant  $C_2$  independent of  $\lambda$  and all sufficiently large  $\lambda$ . This bound and Lemma 7.6 then give

$$\begin{aligned} \ell(\lambda | Y) &\geq \frac{C_1}{P_{\lambda,1}(x_2)^2} + \log \det K_\lambda(X, X) \\ &\geq C_1 C_2^{-1} \lambda^{\beta(\alpha)} - (2\alpha - d)n \log \lambda + C_3 \end{aligned}$$

when  $\lambda$  is sufficiently large and where none of the constants depend on  $\lambda$ . Therefore

$$\lim_{\lambda \rightarrow \infty} \ell(\lambda | Y) \geq \lim_{\lambda \rightarrow \infty} (C_1 C_2^{-1} \lambda^{\beta(\alpha)} - (2\alpha - d)n \log \lambda) = \infty$$

since  $\beta(\alpha) > 0$ . This concludes the proof.  $\square$

We point out that the lower bound on  $\log \det K_\lambda(X, X)$  in Lemma 7.6 is of independent interest. See Theorems 4.5 and 6.3 in Barthelmé and Usevich (2021) for other results on the behaviour of  $\det K_\lambda(X, X)$  as  $\lambda \rightarrow \infty$ .

## 7.5 Proof of Theorem 2.6

*Proof of Theorem 2.6.* Because the data are  $m$ -constant, there is a constant function  $f \equiv c$  for some  $c \in \mathbb{R}$  such that  $Y_m = Y - m(X) = f(X)$ . Recall from Section 7.3 that Assumption 2.2 implies that  $f$  is an element of  $H(K, B)$  for an open ball  $B$  that can be selected such that  $X \subset B$ . Let  $X_\lambda = \{x_i/\lambda\}_{i=1}^n$  and write

$$\mu_\lambda(x) = m(x) + s_\lambda(x) = m(x) + s_{f, X_\lambda}(\lambda^{-1}x).$$

The RKHS error estimate (7.6) yields, for any  $\lambda \geq 1$ ,

$$|m(x) + c - \mu_\lambda(x)| = |f(\lambda^{-1}x) - s_{f, X_\lambda}(\lambda^{-1}x)| \leq \|f\|_{H(K, B)} P_{X_\lambda}(\lambda^{-1}x). \quad (7.20)$$

As in the proof of Equation (2.12), Proposition 7.4 yields the bound

$$P_\lambda(x) = P_{X_\lambda}(\lambda^{-1}x)^2 \leq C\lambda^{-\beta(\alpha)} \quad (7.21)$$

for  $\beta = \min\{1, \alpha - d/2\} > 0$  and a positive constant  $C$  which does not depend on  $\lambda$ . The claim  $\lim_{\lambda \rightarrow \infty} \mu_\lambda(x) = m(x) + c$  is proved by inserting this bound in (7.20). The claim for the conditional covariance follows from (7.21) and the Cauchy–Schwarz covariance inequality  $P_\lambda(x, y)^2 \leq P_\lambda(x)P_\lambda(y)$ .  $\square$

**Remark 7.7.** Note in the above proof it sufficient that  $P_\lambda(x)$  tends to zero as  $\lambda \rightarrow \infty$ . Unlike in the proof of Equation (2.12), the rate with which this convergence occurs is of no importance. From the proof of Proposition 7.4 it is easy to see that a sufficient condition for  $\lim_{\lambda \rightarrow \infty} P_\lambda(x) = 0$  is that  $K(x, y) = \Phi(x - y)$  for a continuous  $\Phi: \mathbb{R}^d \rightarrow \mathbb{R}$ . Therefore Theorem 2.6 holds if  $K$  is a continuous stationary kernel such that constant functions are contained in  $H(K, B)$  for some open ball  $B$  centered at the origin. This generalisation can be extended also to Equation (2.11) and Theorem 3.1. Further generalisations are discussed in Section 5.

## 7.6 Proofs for Section 3

Recall the notational conventions reviewed in Section 7.2. In addition, denote

$$X_{\lambda, n, k} = \lambda^{-1} X_{n, k} = \{\lambda^{-1} x_i\}_{i \neq k}.$$

*Proof of Theorem 3.1.* Since the data are  $m$ -constant, there is a constant function  $f$  such that  $Y_m = Y - m(X) = f(X)$ . Recall from Section 7.3 that Assumption 2.2 implies that  $f$  is an element of  $H(K, B)$  for an open ball  $B$  that can be selected such that  $X \subset B$ . Observe that  $\mu_{\lambda, n, k}(x) = m(x) + s_{\lambda, n, k}(x)$ . Proposition 7.4 and the RKHS error estimate (7.6) yield, for any  $\lambda \geq 1$  and a constant  $C_1$  which does not depend on  $\lambda$ ,

$$\begin{aligned} \ell_{\text{CV}}(\lambda | Y) &= \sum_{k=1}^n \left[ \left( \frac{y_k - \mu_{\lambda, n, k}(x_k)}{P_{\lambda, n, k}(x_k)} \right)^2 + \log[P_{\lambda, n, k}(x_k)^2] \right] \\ &= \sum_{k=1}^n \left[ \left( \frac{f(\lambda^{-1}x_k) - s_{f, X_{\lambda, n, k}}(\lambda^{-1}x_k)}{P_{X_{\lambda, n, k}}(\lambda^{-1}x_k)} \right)^2 + \log[P_{X_{\lambda, n, k}}(\lambda^{-1}x_k)^2] \right] \\ &\leq n \|f\|_{H(K, B)}^2 - \beta(\alpha)n \log \lambda + C_1, \end{aligned}$$

which establishes that

$$\lim_{\lambda \rightarrow \infty} \ell_{\text{CV}}(\lambda \mid Y) = -\infty \quad (7.22)$$

since  $\beta(\alpha) = \min\{1, \alpha - d/2\} > 0$ . Because  $K_\lambda(x, y) \rightarrow 0$  as  $\lambda \rightarrow 0$  if  $x \neq y$ , it is easy to compute from (2.4) and (2.5) that

$$\lim_{\lambda \rightarrow 0} s_{\lambda, n, k}(x_k) = 0 \quad \text{and} \quad \lim_{\lambda \rightarrow 0} P_{\lambda, n, k}(x_k) = \sqrt{\Phi(0)} > 0$$

for every  $k$ . Therefore

$$\lim_{\lambda \rightarrow 0} \ell_{\text{CV}}(\lambda \mid Y) = cn\Phi(0)^{-1} + n \log \Phi(0) > -\infty,$$

and it follows from (7.22) and continuity of  $\ell_{\text{CV}}(\lambda \mid Y)$  that  $\lambda_{\text{CV}} = \arg \min_{\lambda > 0} \ell_{\text{CV}}(\lambda \mid Y) = \infty$ .  $\square$

**Remark 7.8.** Proving that  $\lim_{\lambda \rightarrow \infty} \ell_{\text{CV}}(\lambda \mid Y) = \infty$  and  $\lambda_{\text{CV}} < \infty$  if the data are not  $m$ -constant is more challenging than the same for the maximum likelihood estimate. This is because in the proof of Equation (2.12) one could exploit a recursive form of the modified log-likelihood function that follows from Proposition 7.5 and obtain a closed-form expression for the term in which the conditional mean and variance are based on one data point. If  $n > 2$ , it is more difficult to analyse any of the analogous terms in  $\ell_{\text{CV}}(\lambda \mid Y)$  because each of these terms is built out of conditional moments based on  $n - 1$  points.

*Proof of Theorem 3.3.* The modified log-likelihood function is

$$\ell(\lambda, \beta \mid Y) = (Y - V(X)\beta)^\top K_\lambda(X, X)^{-1} (Y - V(X)\beta) + \log \det K_\lambda(X, X).$$

By Theorem 2.3 and identification of  $Y - V(X)\beta$  as the vector  $Y_m$ ,  $\ell(\lambda, \beta \mid Y)$  tends to negative infinity for a fixed  $\beta \in \mathbb{R}^q$  if and only if  $Y - V(X)\beta = (c, \dots, c) \in \mathbb{R}^n$  for some  $c \in \mathbb{R}$  and  $\lambda \rightarrow \infty$ . Furthermore, because the data-fit term is non-negative and model complexity does not depend on  $\beta$ ,  $\ell(\lambda, \beta \mid Y)$  cannot tend to negative infinity if  $\lambda$  is kept fixed. We conclude that  $\lambda_{\text{ML}} = \infty$  because by the assumption in (3.4) there is  $\beta^* \in \mathbb{R}^q$  for which  $Y - V(X)\beta^* = (c, \dots, c)$ .  $\square$

*Proof of Theorem 3.5.* Recall that  $\sigma_{\text{ML}}$  and  $\lambda_{\text{ML}}$  are any minimisers of

$$\ell(\lambda, \sigma \mid Y) = \frac{1}{\sigma^2} Y_m^\top K_\lambda(X, X)^{-1} Y_m + \log \det K_\lambda(X, X) + n \log \sigma^2. \quad (7.23)$$

For a fixed  $\lambda$  it is straightforward to compute that the maximum likelihood estimate of  $\sigma$  is

$$\sigma_{\text{ML}}(\lambda) = \sqrt{\frac{Y_m^\top K_\lambda(X, X)^{-1} Y_m}{n}}.$$

Plugging this estimate in (7.23) yields that  $\lambda_{\text{ML}}$  is any minimiser of

$$\ell(\lambda, \sigma_{\text{ML}}(\lambda) \mid Y) = n + \log \det K_\lambda(X, X) + n \log(Y_m^\top K_\lambda(X, X)^{-1} Y_m) - n \log n.$$

The term  $n \log(Y_m^\top K_\lambda(X, X)^{-1} Y_m)$  is bounded as a function of  $\lambda$  by Lemma 7.2 and because we have assumed that  $Y_m \neq 0$ . A straightforward adaptation of the proof of (2.11) then establishes the claim.  $\square$

## 7.7 Proof of Theorem 4.1

*Proof of Theorem 4.1.* Recall that the MAP estimator is any minimiser of

$$\ell_{\text{MAP}}(\lambda | Y) = \frac{1}{2} \ell(\lambda | Y) - \log p(\lambda),$$

where  $\ell(\lambda | Y)$  is the modified log-likelihood function in (2.8). If the data are not  $m$ -constant, it follows from Theorem 2.3 that  $\ell(\lambda | Y) \rightarrow \infty$  as  $\lambda \rightarrow \infty$ . Since  $p$  is a probability density function, it holds that  $-\log p(\lambda) \rightarrow \infty$  as  $\lambda \rightarrow \infty$ . Consequently,

$$\lim_{\lambda \rightarrow \infty} \ell_{\text{MAP}}(\lambda | Y) = \infty \quad \text{and} \quad \lambda_{\text{MAP}} < \infty \quad (7.24)$$

if the data are not  $m$ -constant. Suppose then that the data are  $m$ -constant. The non-negativity of the data-fit term and Lemma 7.6 yield

$$\ell_{\text{MAP}}(\lambda | Y) \geq -(\alpha - d/2)n \log \lambda + C - \log p(\lambda) = -\log[\lambda^{(\alpha-d/2)n} p(\lambda)] + C$$

for a constant  $C$  that does not depend on  $\lambda$ . That  $-\log[\lambda^{(\alpha-d/2)n} p(\lambda)] \rightarrow \infty$  as  $\lambda \rightarrow \infty$  is true by assumption (4.4). Therefore (7.24) holds also when the data are  $m$ -constant.  $\square$

## 7.8 Proof of Theorem 5.2

We begin with a technical lemma which is used to establish some properties of the information functionals.

**Lemma 7.9.** *Let  $\Omega$  be a vector space and  $K$  and  $K_\gamma$  two positive-semidefinite kernels on  $\Omega$  such that*

$$K_\gamma(x, y) = K(\gamma x, \gamma y) \quad \text{for some } \gamma > 0 \quad \text{and all } x, y \in \Omega.$$

*Let  $f_\gamma$  be the function  $x \mapsto f(\gamma x)$  for any  $f: \Omega \rightarrow \mathbb{R}$  and, given a linear functional  $I$ , define  $I_\gamma$  via  $I_\gamma f = I f_\gamma$ . Then it holds that*

1. *if  $f \in H(K, \Omega)$ , then  $f_\gamma \in H(K_\gamma, \Omega)$ ;*
2. *if  $I$  is a bounded linear functional on  $H(K_\gamma, \Omega)$ , then  $I_\gamma$  is bounded on  $H(K, \Omega)$ ;*
3. *if linear functionals  $I_1, \dots, I_n$  are linearly independent on  $H(K_\gamma, \Omega)$ , then  $I_{1,\gamma}, \dots, I_{n,\gamma}$  are linearly independent on  $H(K, \Omega)$ .*

*Proof.* By a classical result (e.g., Paulsen and Raghupathi, 2016, Theorem 3.11) a function  $f$  is an element of  $H(K, \Omega)$  if and only if there is  $c \geq 0$  such that  $c^2 K(x, y) - f(x)f(y)$  defines a positive-semidefinite kernel. If  $f \in H(K, \Omega)$ , then  $\|f\|_{H(K, \Omega)}$  equals the smallest  $c$  for which this kernel is positive-semidefinite. Let  $f \in H(K, \Omega)$ . Therefore  $c^2 K(x, y) - f(x)f(y)$  defines a positive-semidefinite kernel for some  $c \geq 0$  and

$$c^2 K(\gamma x, \gamma y) - f(\gamma x)f(\gamma y) = c^2 K_\gamma(x, y) - f_\gamma(x)f_\gamma(y) \quad (7.25)$$

also defines a positive-semidefinite kernel. Consequently,  $f_\gamma \in H(K_\gamma, \Omega)$ . Furthermore, because  $c = \|f\|_{H(K, \Omega)}$  is the smallest  $c$  for which the kernels in (7.25) are positive-semidefinite, we conclude that  $\|f_\gamma\|_{H(K_\gamma, \Omega)} = \|f\|_{H(K, \Omega)}$ . Because  $I$  is bounded on  $H(K_\gamma, \Omega)$  and  $f_\gamma$  is an element of  $H(K_\gamma, \Omega)$ , there is a constant  $C > 0$ , which does not depend on  $f$ , such that

$$|I_\gamma f| = |I f_\gamma| \leq C \|f_\gamma\|_{H(K_\gamma, \Omega)} = C \|f\|_{H(K, \Omega)}.$$

This concludes the proof of the first two claims. The third claim also follows because we have proved that  $f_\gamma \in H(K_\gamma, \Omega)$  if  $f \in H(K, \Omega)$  and it holds that

$$a_1 I_{1,\gamma}(f) + \dots + a_n I_{n,\gamma}(f) = a_1 I_1(f_\gamma) + \dots + a_n I_n(f_\gamma)$$

for any  $a_1, \dots, a_n \in \mathbb{R}$ .  $\square$

The following proposition is a generalisation of the minimum-norm property for interpolation based on point evaluations that was reviewed in Section 7.1. We have not been able to locate a convenient reference and therefore provide a proof.

**Proposition 7.10.** *Let  $K$  be a positive-definite kernel on a set  $\Omega$ . If  $f \in H(K, \Omega)$ , then*

$$\mathcal{I}(f)^\top K(\mathcal{I}, \mathcal{I})^{-1} \mathcal{I}(f) \leq \|f\|_{H(K, \Omega)}^2 \quad (7.26)$$

for every  $n \geq 1$  and every collection  $\mathcal{I} = \{I_1, \dots, I_n\}$  of  $n$  non-trivial linear functionals which are linearly independent and bounded on  $H(K, \Omega)$ .

*Proof.* Let  $s_{\mathcal{I}}f$  be the minimum-norm interpolant to  $f$  in  $H(K, \Omega)$ , which is to say that

$$s_{\mathcal{I}}f = \arg \min_{s \in H(K, \Omega)} \{ \|s\|_{H(K, \Omega)} : Is = If \text{ for all } I \in \mathcal{I} \}.$$

By, for example, Theorem 16.1 in Wendland (2005) or Section 3.3 in Oettershagen (2017) this interpolant is unique and has the explicit form

$$(s_{\mathcal{I}}f)(x) = I(f)^\top K(\mathcal{I}, \mathcal{I})^{-1} K(\mathcal{I}, x) = \sum_{i=1}^n I_i^y(K(x, y)) [K(\mathcal{I}, \mathcal{I})^{-1} \mathcal{I}(f)]_i.$$

Because  $\langle I_j^y K(\cdot, y), I_i^x K(x, \cdot) \rangle_{H(K, \Omega)} = I_i^x I_j^y K(x, y)$ , from the reproducing property we compute that

$$\begin{aligned} \|s_{\mathcal{I}}f\|_{H(K, \Omega)}^2 &= \langle s_{\mathcal{I}}f, s_{\mathcal{I}}f \rangle_{H(K, \Omega)} \\ &= \sum_{i,j=1}^n \langle I_j^y K(\cdot, y), I_i^x K(x, \cdot) \rangle_{H(K, \Omega)} [K(\mathcal{I}, \mathcal{I})^{-1} \mathcal{I}(f)]_i [K(\mathcal{I}, \mathcal{I})^{-1} \mathcal{I}(f)]_j \\ &= \sum_{i,j=1}^n I_i^x I_j^y K(x, y) [K(\mathcal{I}, \mathcal{I})^{-1} \mathcal{I}(f)]_i [K(\mathcal{I}, \mathcal{I})^{-1} \mathcal{I}(f)]_j \\ &= \mathcal{I}(f)^\top K(\mathcal{I}, \mathcal{I})^{-1} K(\mathcal{I}, \mathcal{I}) K(\mathcal{I}, \mathcal{I})^{-1} \mathcal{I}(f) \\ &= \mathcal{I}(f)^\top K(\mathcal{I}, \mathcal{I})^{-1} \mathcal{I}(f). \end{aligned}$$

If  $f \in H(K, \Omega)$ , the condition  $Is = If$  for all  $I \in \mathcal{I}$  is trivially satisfied by  $s = f$  and therefore  $\|s_{\mathcal{I}}f\|_{H(K, \Omega)}^2 = \mathcal{I}(f)^\top K(\mathcal{I}, \mathcal{I})^{-1} \mathcal{I}(f) \leq \|f\|_{H(K, \Omega)}^2$ .  $\square$

These preliminaries suffice to prove Theorem 5.2.

*Proof of Theorem 5.2.* Let  $L_{i,\lambda}$  be linear functionals that are defined as  $L_{i,\lambda}f = L_i f(\cdot/g(\lambda))$  for  $f \in H(K, \Omega)$ . These functionals are well-defined because  $f(\cdot/g(\lambda)) \in H(K_{1/\lambda}, \Omega) \subset F(\Omega)$  by Lemma 7.9. Moreover, by Lemma 7.9 and the assumption that there exists  $\lambda_1 > 0$  such that  $g(\lambda_1) = 1$ , the linear functionals  $\mathcal{L}_\lambda = \{L_{1,\lambda}, \dots, L_{n,\lambda}\}$  are linearly independent and bounded on  $H(K, \Omega) = H(K_{\lambda_1}, \Omega)$  for every  $\lambda > 0$ . Because  $g$  is continuous and  $g(\lambda) \rightarrow \infty$  as  $\lambda \rightarrow \infty$ , there is  $\lambda_0 > 0$  such that  $g(\lambda) \geq 1$  for all  $\lambda \geq \lambda_0$ . The assumptions on  $\Omega_b$  imply that  $\Omega_b \subset \Omega_{b,\lambda} = \{g(\lambda)x : x \in \Omega_b\}$  if  $\lambda \geq \lambda_0$ . Let  $f_1, f_2 \in H(K, \Omega)$  be such that  $f_1 = f_2$  on  $\Omega_b$ . Then  $f_1(\cdot/g(\lambda)) = f_2(\cdot/g(\lambda))$  on  $\Omega_b \subset \Omega_{b,\lambda}$  and thus

$$L_{i,\lambda}f_1 = L_i \left[ f_1 \left( \frac{\cdot}{g(\lambda)} \right) \right] = L_i \left[ f_2 \left( \frac{\cdot}{g(\lambda)} \right) \right] = L_{i,\lambda}f_2$$

by the assumption that  $L_i f_1 = L_i f_2$  for every  $i \in \{1, \dots, n\}$  and all  $f_1, f_2 \in F(\Omega)$  such that  $f_1 = f_2$  on  $\Omega_b$ . Therefore the functionals  $\mathcal{L}_\lambda$  admit well-defined, bounded, and linearly

independent restrictions on  $H(K, \Omega_b)$  for every  $\lambda \geq \lambda_0$ . Let  $f \equiv c$  for  $c \in \mathbb{R}$  be the constant function such that  $Y_{\mathcal{L},m} = \mathcal{L}(f)$ . Then

$$Y_{\mathcal{L},m}^\top K_\lambda(\mathcal{L}, \mathcal{L})^{-1} Y_{\mathcal{L},m} = \mathcal{L}(f)^\top K_\lambda(\mathcal{L}, \mathcal{L})^{-1} \mathcal{L}(f) = \mathcal{L}_\lambda(f)^\top K(\mathcal{L}_\lambda, \mathcal{L}_\lambda)^{-1} \mathcal{L}_\lambda(f)$$

since  $f(\cdot/g(\lambda)) = f$  for constant functions. The assumption that  $f \in H(K, \Omega_b)$  and Proposition 7.10 then imply that

$$\sup_{\lambda \geq \lambda_0} Y_{\mathcal{L},m}^\top K_\lambda(\mathcal{L}, \mathcal{L})^{-1} Y_{\mathcal{L},m} \leq \|f\|_{H(K, \Omega_b)}^2. \quad (7.27)$$

By Assumption 5.1, the data-fit term  $Y_{\mathcal{L},m}^\top K_\lambda(\mathcal{L}, \mathcal{L})^{-1} Y_{\mathcal{L},m}$  is continuous in  $\lambda$  (which can be proved similarly to Lemma 7.1) and satisfies

$$\limsup_{\lambda \rightarrow 0} Y_{\mathcal{L},m}^\top K_\lambda(\mathcal{L}, \mathcal{L})^{-1} Y_{\mathcal{L},m} \leq \frac{1}{\rho} \|Y_{\mathcal{L},m}\|^2 < \infty,$$

where  $\rho = \liminf_{\lambda \rightarrow 0} e_{\min}(K_\lambda(\mathcal{L}, \mathcal{L})) > 0$ . From this and (7.27) it follows that there is  $a \geq 0$  such that

$$0 \leq Y_{\mathcal{L},m}^\top K_\lambda(\mathcal{L}, \mathcal{L})^{-1} Y_{\mathcal{L},m} \leq a \quad (7.28)$$

for all  $\lambda > 0$ , which is a generalisation of Lemma 7.2. Finally, Assumption 5.1 implies that  $\det K_\lambda(\mathcal{L}, \mathcal{L}) \rightarrow 0$  if and only if  $\lambda \rightarrow \infty$  since  $\det K_\lambda(\mathcal{L}, \mathcal{L})$  is a continuous function of  $\lambda$  and positive for every  $\lambda > 0$  by positive-definiteness of  $K_\lambda(\mathcal{L}, \mathcal{L}) = K(\mathcal{L}_\lambda, \mathcal{L}_\lambda)$ . We thus conclude from (7.28) that

$$\ell(\lambda \mid Y_{\mathcal{L}}) = Y_{\mathcal{L},m}^\top K_\lambda(\mathcal{L}, \mathcal{L})^{-1} Y_{\mathcal{L},m} + \log \det K_\lambda(\mathcal{L}, \mathcal{L})$$

is a sum two  $\lambda$ -continuous terms, the first of which is bounded while the second tends to negative infinity if and only if  $\lambda \rightarrow \infty$ . Therefore  $\lambda_{\text{ML}(\mathcal{L})} = \arg \min_{\lambda > 0} \ell(\lambda \mid Y_{\mathcal{L}}) = \infty$ .  $\square$

## 7.9 Proof of Theorem 5.3

Let  $d = 1$  and  $K(x, y) = \Phi(x - y)$  for an integrable function  $\Phi: \mathbb{R} \rightarrow \mathbb{R}$  that is infinitely differentiable in a neighbourhood of the origin. Define the diagonal matrix

$$\Delta_\lambda = \text{diag}(1, \lambda^{-1}, \dots, \lambda^{n-1})$$

and the *Vandermonde matrix*

$$V(X) = \begin{bmatrix} 1 & x_1 & \cdots & x_1^{n-1} \\ \vdots & \vdots & \ddots & \vdots \\ 1 & x_n & \cdots & x_n^{n-1} \end{bmatrix}.$$

It is a standard result in polynomial interpolation that the Vandermonde matrix is non-singular when  $x_i$  are distinct. Recall that  $W$  is the Wronskian defined in (5.8). The Wronskian is non-singular if the Fourier transform of  $\Phi$  is positive (Lee et al., 2007, Lemma 3.3). To see this, note first that

$$(-1)^j (-i)^{i+j} \frac{\partial^{i+j}}{\partial v^i \partial w^j} K(v, w) \Big|_{\substack{v=0 \\ w=0}} = (-i)^{i+j} \Phi^{(i+j)}(0) = \frac{1}{2\pi} \int_{\mathbb{R}} \xi^{i+j} \widehat{\Phi}(\xi) \, d\xi$$

and observe then that

$$\sum_{i=0}^{n-1} \sum_{j=0}^{n-1} a_i a_j \Phi^{(i+j)}(0) = \frac{1}{2\pi} \int_{\mathbb{R}} \widehat{\Phi}(\xi) \left( \sum_{i=1}^n a_i \xi^i \right)^2 \, d\xi$$

is positive for any  $n \in \mathbb{N}$  and any non-zero  $a = (a_0, \dots, a_{n-1}) \in \mathbb{R}^n$ . It follows from these equations that the Wronskian is non-singular because can be written as a product of a positive-definite matrix with elements  $\Phi^{(i+j)}(0)$  and two non-singular diagonal matrices.

*Proof of Theorem 5.3.* We proceed as in the proof of Equation (2.11) in Section 7.4 and conclude that to prove the claim it is sufficient to show that the limit  $\lim_{\lambda \rightarrow \infty} Y_m^\top K_\lambda(X, X)^{-1} Y_m$  exists and is finite. To prove that this is so we use Equation (32) in Barthelmé and Usevich (2021), which states that

$$K_\lambda(X, X) = V(X) \Delta_\lambda W \Delta_\lambda V(X)^\top + \lambda^{-n} [V(X) \Delta_\lambda W_{1,\lambda} + W_{2,\lambda} \Delta_\lambda V(X)^\top] + \lambda^{-2n} W_{3,\lambda},$$

where the matrices  $W_{1,\lambda}$ ,  $W_{2,\lambda}$ , and  $W_{3,\lambda}$  are bounded as  $\lambda \rightarrow \infty$ . We may now use this equation to write

$$Y_m^\top K_\lambda(X, X)^{-1} Y_m = Y_m^\top V(X)^{-\top} \Delta_\lambda^{-1} (W + A_\lambda)^{-1} \Delta_\lambda^{-1} V(X)^{-1} Y_m, \quad (7.29)$$

where

$$\begin{aligned} A_\lambda = & \lambda^{-n} [W_{1,\lambda} V(X)^{-\top} \Delta_\lambda^{-1} + \Delta_\lambda^{-1} V(X)^{-1} W_{2,\lambda}] \\ & + \lambda^{-2n} \Delta_\lambda^{-1} V(X)^{-1} W_{3,\lambda} V(X)^{-\top} \Delta_\lambda^{-1}. \end{aligned}$$

Since  $\Delta_\lambda^{-1} = \mathcal{O}(\lambda^{n-1})$ , we conclude that  $A_\lambda = \mathcal{O}(\lambda^{-1})$ . Furthermore, from the assumption that  $Y_m = (c, \dots, c)$  for some  $c \in \mathbb{R}$  it follows that  $V(X)^{-1} Y_m = (c, 0, \dots, 0) \in \mathbb{R}^n$ . Consequently,  $\Delta_\lambda^{-1} V(X)^{-1} Y_m = (c, 0, \dots, 0) = D_0$ . Therefore (7.29) yields

$$Y_m^\top K_\lambda(X, X)^{-1} Y_m = D_0^\top (W + A_\lambda)^{-1} D_0 \rightarrow D_0^\top W^{-1} D_0 < \infty \quad \text{as } \lambda \rightarrow \infty,$$

where the Wronskian  $W$  is, as noted earlier, non-singular.  $\square$

## Acknowledgements

TK was supported by the Academy of Finland postdoctoral researcher grant #338567 ‘‘Scalable, adaptive and reliable probabilistic integration’’. CJO was supported by the Alan Turing Institute, United Kingdom, and the Engineering & Physical Sciences Research Council grant EP/WO19590/1. We are grateful to Philipp Hennig, Motonobu Kanagawa and François-Xavier Briol for helpful general comments and to Simon Barthelmé and Konstantin Usevich for pointing out how to prove Theorem 5.3.

## References

- Adrianakis, I. and Challenor, P. G. (2012). The effect of the nugget on Gaussian process emulators for computer models. *Computational Statistics and Data Analysis*, 56(12):4215–4228.
- Anderes, E. (2010). On the consistent separation of scale and variance for Gaussian random fields. *The Annals of Statistics*, 38(2):870–893.
- Bachoc, F. (2013). Cross validation and maximum likelihood estimations of hyper-parameters of Gaussian processes with model misspecification. *Computational Statistics & Data Analysis*, 66:55–69.
- Bachoc, F., Lagnoux, A., and Nguyen, T. M. N. (2017). Cross-validation estimation of covariance parameters under fixed-domain asymptotics. *Journal of Multivariate Analysis*, 160:42–67.
- Bardenet, R. and Hardy, A. (2020). Monte Carlo with determinantal point processes. *The Annals of Applied Probability*, 30(1):368–417.
- Barthelmé, S. and Usevich, K. (2021). Spectral properties of kernel matrices in the flat limit. *SIAM Journal on Matrix Analysis and Applications*, 42(1):17–57.
- Barthelmé, S., Amblard, P.-O., Tremblay, N., and Usevich, K. (2022). Gaussian process regression in the flat limit. [arXiv:2201.01074v1](https://arxiv.org/abs/2201.01074).
- Berlinet, A. and Thomas-Agnan, C. (2004). *Reproducing Kernel Hilbert Spaces in Probability and Statistics*. Springer.

- Bevilacqua, M., Faouzi, T., Furrer, R., and Porcu, E. (2019). Estimation and prediction using generalized Wendland covariance functions under fixed domain asymptotics. *The Annals of Statistics*, 47(2):828–856.
- Brevault, L., Balesdent, M., and Hebbal, A. (2020). Overview of Gaussian process based multi-fidelity techniques with variable relationship between fidelities, application to aerospace systems. *Aerospace Science and Technology*, 107:106339.
- Briol, F.-X., Oates, C. J., Girolami, M., Osborne, M. A., Sejdinovic, D., et al. (2019). Probabilistic integration: A role in statistical computation? *Statistical Science*, 34(1):1–22.
- Cavoretto, R. (2021). Adaptive radial basis function partition of unity interpolation: a bivariate algorithm for unstructured data. *Journal of Scientific Computing*, 87(41).
- Chen, Y., Owhadi, H., and Stuart, A. M. (2021). Consistency of empirical Bayes and kernel flow for hierarchical parameter estimation. *Mathematics of Computation*, 90:2527–2578.
- Cockayne, J., Oates, C. J., Sullivan, T. J., and Girolami, M. (2019). Bayesian probabilistic numerical methods. *SIAM Review*, 61(4):756–789.
- Cunningham, J. P., Shenoy, K. V., and Sahani, M. (2008). Fast Gaussian process methods for point process intensity estimation. In *Proceedings of the 25th International Conference on Machine learning*, pages 192–199.
- Currin, C., Mitchell, T., Morris, M., and Ylvisaker, D. (1988). A Bayesian approach to the design and analysis of computer experiments. ORNL-6498, Oak Ridge National Laboratory.
- Detle, H. and Zhigljavsky, A. (2021). Reproducing kernel Hilbert spaces, polynomials, and the classical moment problem. *SIAM/ASA Journal on Uncertainty Quantification*, 9(4):1589–1614.
- Diaconis, P. (1988). Bayesian numerical analysis. In *Statistical decision theory and related topics IV*, volume 1, pages 163–175. Springer-Verlag New York.
- Dong, D. (2012). Mine gas emission prediction based on Gaussian process model. *Procedia Engineering*, 45:334–338.
- Du, J., Zhang, H., and Mandrekar, V. S. (2009). Fixed-domain asymptotic properties of tapered maximum likelihood estimators. *The Annals of Statistics*, 37(6A):3330–3361.
- Fasshauer, G. and McCourt, M. (2015). *Kernel-based Approximation Methods Using MATLAB*. Number 19 in Interdisciplinary Mathematical Sciences. World Scientific Publishing.
- Fasshauer, G. E. (2011). Positive definite kernels: past, present and future. *Dolomite Research Notes on Approximation*, 4:21–63.
- Fong, E. and Holmes, C. C. (2020). On the marginal likelihood and cross-validation. *Biometrika*, 107(2):489–496.
- Geisser, S. and Eddy, W. F. (1979). A predictive approach to model selection. *Journal of the American Statistical Association*, 74(365):153–160.
- GPy (since 2012). GPy: A Gaussian process framework in Python. <http://github.com/SheffieldML/GPy>.
- Gu, M., Wang, X., and Berger, J. O. (2018). Robust Gaussian stochastic process emulation. *The Annals of Statistics*, 46(6A):3038–3066.
- Henderson, I. (2022). Sobolev regularity of Gaussian random fields. [arXiv:2209.02703v1](https://arxiv.org/abs/2209.02703).
- Iske, A. (2018). *Approximation Theory and Algorithms for Data Analysis*. Number 68 in Texts in Applied Mathematics. Springer.
- Kanagawa, M., Hennig, P., Sejdinovic, D., and Sriperumbudur, B. K. (2018). Gaussian processes and kernel methods: a review on connections and equivalences. [arXiv:1807.02582v1](https://arxiv.org/abs/1807.02582).
- Karvonen, T. (2022). Asymptotic bounds for smoothness parameter estimates in Gaussian process interpolation. [arXiv:2203.05400v2](https://arxiv.org/abs/2203.05400).
- Karvonen, T., Tronarp, F., and Särkkä, S. (2019). Asymptotics of maximum likelihood parameter estimates for Gaussian processes: the Ornstein–Uhlenbeck prior. In *29th IEEE International Workshop on Machine Learning for Signal Processing*.
- Karvonen, T., Wynne, G., Tronarp, F., Oates, C. J., and Särkkä, S. (2020). Maximum likelihood estimation and uncertainty quantification for Gaussian process approximation of deterministic functions. *SIAM/ASA Journal on Uncertainty Quantification*, 8(3):926–958.
- Kaufman, C. G. and Shaby, B. A. (2013). The role of the range parameter for estimation and prediction in geostatistics. *Biometrika*, 100(2):473–484.



- Kennedy, M. C. and O'Hagan, A. (2002). Bayesian calibration of computer models. *Journal of the Royal Statistical Society: Series B (Statistical Methodology)*, 63(3):425–464.
- Kimeldorf, G. S. and Wahba, G. (1970). A correspondence between Bayesian estimation on stochastic processes and smoothing by splines. *The Annals of Mathematical Statistics*, 41(2):495–502.
- Knapik, B. T., Szabó, B. T., van der Vaart, A. W., and van Zanten, J. H. (2016). Bayes procedures for adaptive inference in inverse problems for the white noise model. *Probability Theory and Related Fields*, 164(3–4):771–813.
- Kowalska, K. and Peel, L. (2012). Maritime anomaly detection using Gaussian process active learning. In *Proceedings of the 15th International Conference on Information Fusion*, pages 1164–1171.
- Lee, Y. J., Micchelli, C. A., and Yoon, J. (2015). A study on multivariate interpolation by increasingly flat kernel functions. *Journal of Mathematical Analysis and Applications*, 427(1):74–87.
- Lee, Y. J., Yoon, G. J., and Yoon, J. (2007). Convergence of increasingly flat radial basis interpolants to polynomial interpolants. *SIAM Journal on Mathematical Analysis*, 39(2):537–553.
- Loh, W.-L. (2005). Fixed-domain asymptotics for a subclass of Matérn-type Gaussian random fields. *The Annals of Statistics*, 33(5):2344–2394.
- MacKay, D. J. (1992). Bayesian interpolation. *Neural Computation*, 4(3):415–447.
- Mardia, K. V. and Marshall, R. J. (1984). Maximum likelihood estimation of models for residual covariance in spatial regression. *Biometrika*, 71(1):135–146.
- Matthews, A. G. d. G., van der Wilk, M., Nickson, T., Fujii, K., Boukouvalas, A., León-Villagrà, P., Ghahramani, Z., and Hensman, J. (2017). GPflow: A Gaussian process library using TensorFlow. *Journal of Machine Learning Research*, 18(40):1–6.
- Minh, H. Q. (2010). Some properties of Gaussian reproducing kernel Hilbert spaces and their implications for function approximation and learning theory. *Constructive Approximation*, 32(2):307–338.
- Müller, S. (2008). *Komplexität und Stabilität von kernbasierten Rekonstruktionsmethoden*. PhD thesis, University of Göttingen.
- Oettershagen, J. (2017). *Construction of Optimal Cubature Algorithms with Applications to Econometrics and Uncertainty Quantification*. PhD thesis, Faculty of Mathematics and Natural Sciences, University of Bonn.
- O'Hagan, A. (1978). Curve fitting and optimal design for prediction. *Journal of the Royal Statistical Society. Series B (Methodological)*, 40(1):1–42.
- Paulsen, V. I. and Raghupathi, M. (2016). *An Introduction to the Theory of Reproducing Kernel Hilbert Spaces*. Number 152 in Cambridge Studies in Advanced Mathematics. Cambridge University Press.
- Pedregosa, F., Varoquaux, G., Gramfort, A., Michel, V., Thirion, B., Grisel, O., Blondel, M., Prettenhofer, P., Weiss, R., Dubourg, V., Vanderplas, J., Passos, A., Cournapeau, D., Brucher, M., Perrot, M., and Duchesnay, E. (2011). Scikit-learn: Machine learning in Python. *Journal of Machine Learning Research*, 12:2825–2830.
- Ranjan, P., Haynes, R., and Karsten, R. (2011). A computationally stable approach to Gaussian process interpolation of deterministic computer simulation data. *Technometrics*, 53(4):366–378.
- Rasmussen, C. E. and Nickisch, H. (2010). Gaussian processes for machine learning (GPML) toolbox. *Journal of Machine Learning Research*, 11:3011–3015.
- Rasmussen, C. E. and Williams, C. K. I. (2006). *Gaussian Processes for Machine Learning*. Adaptive Computation and Machine Learning.
- Revell, L. E., Stenke, A., Tummon, F., Feinberg, A., Rozanov, E., Peter, T., Abraham, N. L., Akiyoshi, H., Archibald, A. T., Butchart, N., Deushi, M., Jöckel, P., Kinnison, D., Michou, M., Morgenstern, O., O'Connor, F. M., Oman, L. D., Pitari, G., Plummer, D. A., Schofield, R., Stone, K., Tilmes, S., Visioni, D., Yamashita, Y., and Zeng, G. (2018). Tropospheric ozone in CCMI models and Gaussian process emulation to understand biases in the SOCOLv3 chemistry–climate model. *Atmospheric Chemistry and Physics*, 18(21):16155–16172.
- Rippa, S. (1999). An algorithm for selecting a good value for the parameter  $c$  in radial basis function interpolation. *Advances in Computational Mathematics*, 11(2):193–210.
- Roustant, O., Ginsbourger, D., and Deville, Y. (2012). DiceKriging, DiceOptim: Two R packages for the analysis of computer experiments by kriging-based metamodeling and optimization. *Journal of Statistical Software*, 51(1).
- Sacks, J., Welch, W. J., M. T. J., and Wynn, H. P. (1989). Design and analysis of computer experiments. *Statistical Science*, 4(4):409–435.

- Santner, T. J., Williams, B. J., and Notz, W. I. (2003). *The Design and Analysis of Computer Experiments*. Springer Series in Statistics. Springer.
- Schaback, R. (1995). Error estimates and condition numbers for radial basis function interpolation. *Advances in Computational Mathematics*, 3(3):251–264.
- Schaback, R. (2008). Limit problems for interpolation by analytical radial basis functions. *Journal of Computational and Applied Mathematics*, 212(2):127–149.
- Schaback, R. and Werner, J. (2006). Linearly constrained reconstruction of functions by kernels with applications to machine learning. *Advances in Computational Mathematics*, 25:237.
- Scheuerer, M. (2011). An alternative procedure for selecting a good value for the parameter  $c$  in RBF-interpolation. *Advances in Computational Mathematics*, 34(1):105–126.
- Scheuerer, M., Schaback, R., and Schlather, M. (2013). Interpolation of spatial data – A stochastic or a deterministic problem? *European Journal of Applied Mathematics*, 24(4):601–629.
- Snoek, J., Larochelle, H., and Adams, R. P. (2012). Practical Bayesian optimization of machine learning algorithms. In *Advances in Neural Information Processing Systems*, volume 25, pages 2951–2959.
- Solak, E., Murray-Smith, R., Leithead, W. E., Leith, D. J., and Rasmussen, C. (2002). Derivative observations in Gaussian process models of dynamic systems. In *Advances in Neural Information Processing Systems*, volume 15, pages 1057–1064.
- Song, G., Riddle, J., Fasshauer, G. E., and Hickernell, F. J. (2012). Multivariate interpolation with increasingly flat radial basis functions of finite smoothness. *Advances in Computational Mathematics*, 36(3):485–501.
- Stein, M. L. (1999). *Interpolation of Spatial Data: Some Theory for Kriging*. Springer Series in Statistics. Springer.
- Steinwart, I. (2019). Convergence types and rates in generic Karhunen-Loève expansions with applications to sample path properties. *Potential Analysis*, 51:361–395.
- Steinwart, I., Hush, D., and Scovel, C. (2006). An explicit description of the reproducing kernel Hilbert spaces of Gaussian RBF kernels. *IEEE Transactions on Information Theory*, 52(10):4635–4643.
- Stuart, A. M. (2010). Inverse problems: a Bayesian perspective. *Acta Numerica*, 19:451–559.
- Szabó, B., van der Vaart, A. W., and van Zanten, J. H. (2015). Frequentist coverage of adaptive nonparametric Bayesian credible sets. *The Annals of Statistics*, 43(4):1391–1428.
- Teckentrup, A. L. (2020). Convergence of Gaussian process regression with estimated hyper-parameters and applications in Bayesian inverse problems. *SIAM/ASA Journal on Uncertainty Quantification*, 8(4):1310–1337.
- Triebel, H. (1978). *Interpolation Theory, Function Spaces, Differential Operators*. Number 18 in North-Holland Mathematical Library. North-Holland Publishing Company.
- van der Vaart, A. and van Zanten, H. (2011). Information rates of nonparametric Gaussian process methods. *Journal of Machine Learning Research*, 12(6):2095–2119.
- Wang, W. (2021). On the inference of applying Gaussian process modeling to a deterministic function. *Electronic Journal of Statistics*, 15(2):5014–5066.
- Wendland, H. (2005). *Scattered Data Approximation*. Number 17 in Cambridge Monographs on Applied and Computational Mathematics. Cambridge University Press.
- Wendland, H. and Rieger, C. (2005). Approximate interpolation with applications to selecting smoothing parameters. *Numerische Mathematik*, 101(4):729–748.
- Wilson, A. G., Hu, Z., Salakhutdinov, R., and Xing, E. P. (2016). Deep kernel learning. In *Artificial Intelligence and Statistics*, pages 370–378. PMLR.
- Wynne, G., Briol, F.-X., and Girolami, M. (2021). Convergence guarantees for Gaussian process means with misspecified likelihoods and smoothness. *Journal of Machine Learning Research*, 22(123):1–40.
- Xu, W. and Stein, M. L. (2017). Maximum likelihood estimation for a smooth Gaussian random field model. *SIAM/ASA Journal on Uncertainty Quantification*, 5(1):138–175.
- Ying, Z. (1991). Asymptotic properties of a maximum likelihood estimator with data from a Gaussian process. *Journal of Multivariate Analysis*, 36(2):280–296.
- Zhang, H. (2004). Inconsistent estimation and asymptotically equal interpolations in model-based geostatistics. *Journal of the American Statistical Association*, 99(465):250–261.