

Fine- and Coarse-Granularity Hybrid Self-Attention for Efficient BERT

Jing Zhao, Yifan Wang, Junwei Bao*, Youzheng Wu, Xiaodong He

JD AI Research, Beijing, China

{zhaojing857, wangyifan15, baojunwei,
wuyouzheng1, xiaodong.he}@jd.com

Abstract

Transformer-based pre-trained models, such as BERT, have shown extraordinary success in achieving state-of-the-art results in many natural language processing applications. However, deploying these models can be prohibitively costly, as the standard self-attention mechanism of the Transformer suffers from quadratic computational cost in the input sequence length. To confront this, we propose FCA, a fine- and coarse-granularity hybrid self-attention that reduces the computation cost through progressively shortening the computational sequence length in self-attention. Specifically, FCA conducts an attention-based scoring strategy to determine the informativeness of tokens at each layer. Then, the informative tokens serve as the fine-granularity computing units in self-attention and the uninformative tokens are replaced with one or several clusters as the coarse-granularity computing units in self-attention. Experiments on GLUE and RACE datasets show that BERT with FCA achieves 2x reduction in FLOPs over original BERT with <1% loss in accuracy. We show that FCA offers significantly better trade-off between accuracy and FLOPs compared to prior methods¹.

1 Introduction

Transformer-based large pre-trained language models with BERT (Devlin et al., 2018) as a typical model routinely achieve state-of-the-art results on a number of natural language processing tasks (Yang et al., 2019; Liu et al., 2019; Clark et al., 2020), such as sentence classification (Wang et al., 2018), question answering (Rajpurkar et al., 2016, 2018), and information extraction (Li et al., 2020b).

Despite notable gains in accuracy, the high computational cost of these large models slows down their inference speed, which severely impairs their

practicality, especially in the case of limited industry time and resources, such as Mobile Phone and AIoT. In addition, the excessive energy consumption and environmental impact caused by the computation of these models also raise the widespread concern (Strubell et al., 2019; Schwartz et al., 2020).

To improve the efficiency of BERT, the mainstream techniques are knowledge distillation (Hinton et al., 2015) and pruning. Knowledge distillation aims to transfer the “knowledge” from a large teacher model to a lightweight student model. The student model is then used during inference, such as DistilBERT (Sanh et al., 2019). Pruning technique includes: (1) structured methods that prune structured blocks of weights or even complete architectural components in BERT, for example encoder layers (Zhang and He, 2020), (2) unstructured methods that dynamically drop redundant units, for example, attention head (Voita et al., 2019) and attention tokens (Goyal et al., 2020). However, both types of methods encounter challenges. For the former, a great distillation effect often requires an additional large teacher model and very complicated training steps (Jiao et al., 2019; Hou et al., 2020). For the latter, pruning methods discard some computing units, which inevitably causes information loss.

In contrast to the prior approaches, we propose a self-motivated and information-retained technique, namely FCA, a fine- and coarse-granularity hybrid self-attention that reduces the cost of BERT through progressively shortening the computational sequence length in self-attention. Specifically, FCA first evolves an attention-based scoring strategy to assign each token with the informativeness. Through analyzing the informativeness distribution at each layer, we conclude that maintaining full-length token-level representations is progressive redundant along with layers, especially for the classification tasks that only require single-vector repre-

*Corresponding author

¹Code is available at <https://github.com/pierre-zhao/FCA-BERT>

sentations of sequences. Consequently, the tokens are divided into informative tokens and uninformative tokens according to their informativeness. Then, they are updated through different computation paths. The informative tokens carry most of the learned features and remain unchanged as the fine-grained computing units in self-attention. The uninformative tokens may not be as important as informative ones but we will not completely discard them to avoid information loss. Instead, We replace them with more efficient computing units to save memory consumption. Experiments on the standard GLUE benchmark show that FCA accelerates BERT inference speed and maintains high accuracy as well.

Our contributions are summarized as follows:

- We analyze the progressive redundancies in maintaining full-length token-level representations for the classification tasks.
- We propose a fine- and coarse-granularity hybrid self-attention, which is able to reduce the cost of BERT and maintain high accuracy.
- Experiments on the standard GLUE benchmark show that the FCA-based BERT achieves 2x reduction in FLOPs over the standard BERT with $< 1\%$ loss in accuracy.

2 Related work

There has been much prior literature on improving the efficiency of Transformers. The most common technologies include:

Knowledge distillation refers to training a smaller student model using outputs from various intermediate representations of larger pre-trained teacher models. In the BERT model, there are multiple representations that the student can learn from, such as the logits in the final layer, the outputs of the encoder units, and the attention maps. The distillation on output logits is most commonly used to train smaller BERT models (Sanh et al., 2019; Sun et al., 2019; Jiao et al., 2019; Sun et al., 2020). The output tensors of encoder units contain meaningful semantic and contextual relationships between input tokens. Some work creates a smaller model by learning from the outputs of teacher’s encoder (Jiao et al., 2019; Sun et al., 2020; Li et al., 2020a). Attention map refers to the softmax distribution output of the self-attention layers and indicates the contextual dependence between the input tokens. A

common practice of distillation on attention maps is to directly minimize the difference between the self-attention outputs of the teacher and the student (Jiao et al., 2019; Sun et al., 2020; Mao et al., 2020). This line of work is orthogonal to our approach and our proposed FCA can be applied to the distillate models to further accelerate their inference speed.

Pruning refers to identifying and removing less important weights or computation units. Pruning methods for BERT broadly fall into two categories. Unstructured pruning methods prune individual weights by comparing their absolute values or gradients with a pre-defined threshold (Mao et al., 2020; Gordon et al., 2020; Chen et al., 2020). The weights lower than the threshold are set to zero. Unlike unstructured pruning, structured pruning aims to prune structured blocks of weights or even complete architectural components in the BERT model. Voita et al. (2019) pruned attention heads using a method based on stochastic gates and a differentiable relaxation of the L0 penalty. Fan et al. (2019) randomly dropped Transformer layers to sample small sub-networks from the larger model during training which are selected as the inference models. Goyal et al. (2020) progressively reduced sequence length by pruning word-vectors based on the attention values. This work is partly similar to the fine-grained computing units in our proposed FCA. However they ignored the coarse-grained units that may cause information loss.

In addition, there are some engineering techniques to speed up the inference speed, such as Mixed Precision (Micikevicius et al., 2017) and Quantization (Zafrir et al., 2019; Fan et al., 2020). Using half-precision or mixed-precision representations of floating points is popular in deep learning to accelerate training and inference speed. Quantization refers to reducing the number of unique values required to represent the model weights, which in turn allows to represent them using fewer bits.

3 Preliminary

BERT (Devlin et al., 2018) is a Transformer-based language representation model, which can be fine-tuned for many downstream NLP tasks, including sequence-level and token-level classification. The Transformer architecture (Vaswani et al., 2017) is a highly modularized neural network, where each Transformer layer consists of two sub-modules, namely the multi-head self-attention sub-

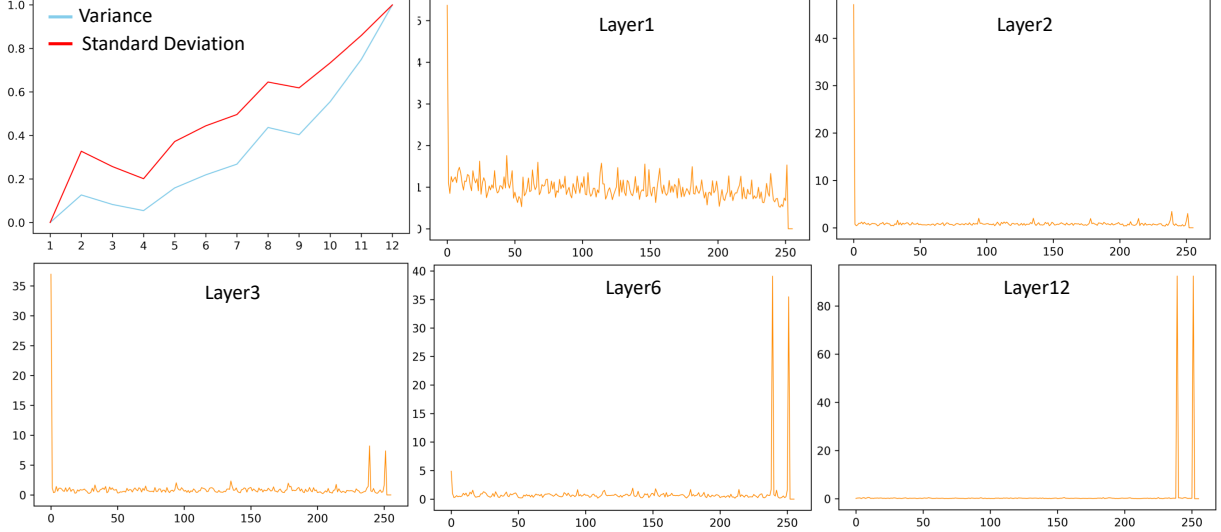


Figure 1: The first sub-figure is the normalized variance and standard deviation of informativeness with respect to BERT-base layers from 1 to 12. The last five sub-figures are the informativeness distributions on some layers.

layer (MHA) and the position-wise feed-forward network sub-layer (FFN). Both sub-modules are wrapped by a residual connection and layer normalization.

MHA. The self-attention mechanism allows the model to identify complex dependencies between the elements of each input sequence. It can be formulated as querying a dictionary with key-value pairs. Formally,

$$\text{MHA}(Q, K, V) = \text{Concat}(\text{head}_1, \dots, \text{head}_h)W^O \quad (1)$$

where $Q, K,$ and V represent query, key, and value. h is the number of heads. Each head is defined as:

$$\begin{aligned} \text{head}_t &= \text{Attention}(QW_t^Q, KW_t^K, VW_t^V) \\ &= \text{softmax}\left(\underbrace{\frac{QW_t^Q(KW_t^K)^T}{\sqrt{d_K}}}_A\right) VW_t^V \quad (2) \end{aligned}$$

where $W_t^Q \in \mathbb{R}^{d_h \times d_Q}, W_t^K \in \mathbb{R}^{d_h \times d_K}, W_t^V \in \mathbb{R}^{d_h \times d_V}, W^O \in \mathbb{R}^{hd_V \times d_h}$ are learned parameters. $d_K, d_Q,$ and d_V are dimensions of the hidden vectors. The main cost of MHA layer is the calculation of attention mapping matrix $A \in \mathbb{R}^{n \times n}$ in Eq. 2 which is $O(n^2)$ in time and space complexity. This quadratic dependency on the sequence length has become a bottleneck for Transformers.

FFN. The self-attention sub-layer in each of the layers is followed by a fully connected position-wise feed-forward network, which consists of two linear transformations with a GeLU (Hendrycks and Gimpel, 2016) activation in between. Given

a vector x_i in $[x_1, \dots, x_n]$ outputted by MHA sub-layer, FFN is defined as:

$$\text{FFN}(x_i) = \text{GeLU}(x_i W_1 + b_1) W_2 + b_2, \quad (3)$$

where W_1, W_2, b_1, b_2 are learned parameters.

Previous research (Ganesh et al., 2021) has shown that in addition to MHA sub-layer, FFN sub-layer also consumes large memory in terms of model size and FLOPs. As a result, if we reduce the computational sequence length of MHA, the input and the consumption of FFN sub-layer will become less accordingly.

4 Methodologies

To shorten the computational sequence length of self-attention, our core motivation is to divide tokens into informative and uninformative ones and replace the uninformative tokens with more efficient units. This section introduces each module of our model in detail.

4.1 Scoring Strategy

Our strategy of scoring the informativeness of tokens is based on the self-attention map. Concretely, taking a single token vector x_i as an example, its attention head $x_i^{(t)}$ is updated by: $x_i^{(t)} = \sum_{j=1}^n a_{i,j} x_j^{(t)}$ (Eq. 2). $a_{i,j}$ is an element in attention map A . Therefore, $a_{i,j}$ represents the information contribution from token vector x_j to x_i over head t . Intuitively, we define the informativeness of a token by accumulating along the columns of

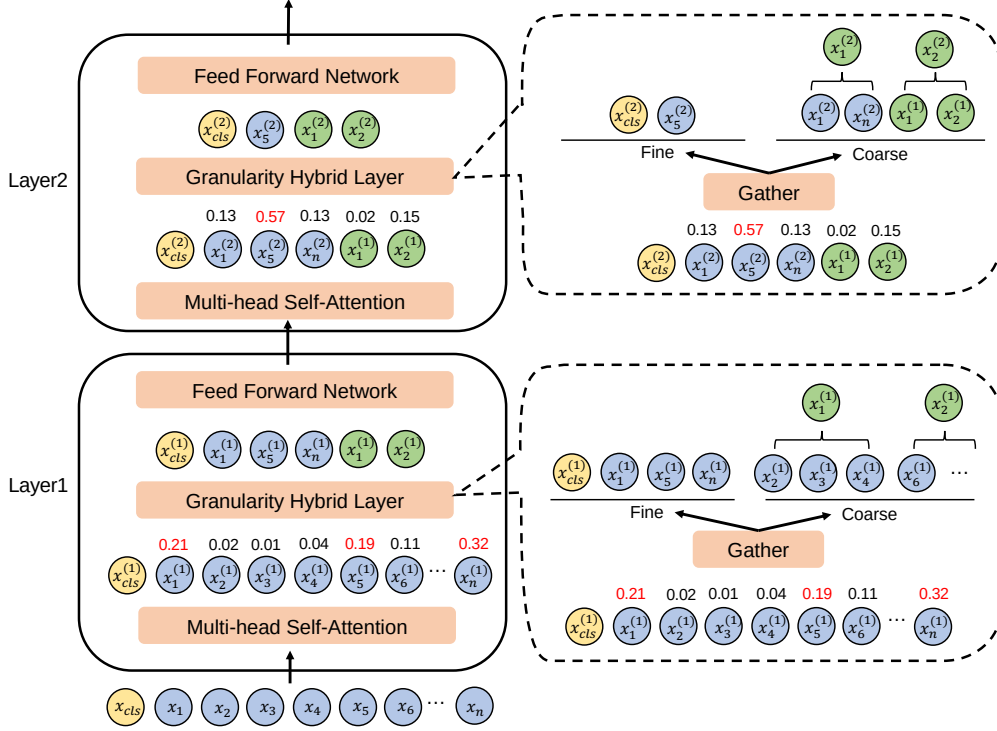


Figure 2: The architecture of FCA. The number marked above the tokens is its corresponding informativeness. The blue tokens are fine units and the green are coarse units. In this figure, we fix the number of coarse units to 2.

attention map A :

$$I(x_j^{(t)}) = \sum_{i=1, i \neq j}^n a_{i,j} \quad (4)$$

The overall informativeness of x_j is defined as the average over the heads:

$$I(x_j) = \frac{1}{h} \sum_{t=1}^h I(x_j^{(t)}) \quad (5)$$

We next analyze some properties of defined informativeness in BERT-base. The first sub-figure in Figure 1 displays the normalized variance and standard deviation of informativeness of layers from 1 to 12 on RTE (classification dataset), which supports the phenomenon that the informativeness distributions at the bottom layers are relatively uniform and the top layers are volatile. The last five sub-figures further present the informativeness distributions of some BERT-base layers, where the first token is [CLS] and its representations are used for the final prediction. We can see that as the layers deepen, the informativeness is progressively concentrated on two tokens. This means that maintaining full-length token-level representations for the classification tasks may be redundant.

A straightforward approach for reducing the sequence length of self-attention is to maintain the informative tokens and prune the rest. We argue that this approach is effortless but encounters the risk of information loss, especially for lower layers.

4.2 FCA Layer

Instead of pruning, we propose to process the uninformative tokens with more efficient units. Figure 2 shows the architecture of FCA layer, which inserts a granularity hybrid sub-layer after MHA. At each layer, it first divides tokens into informative and uninformative ones based on their assigned informativeness. The CLS token is always divided into informative part as it is used to derive the final prediction.

Let $x_{cls}^{(l)} \oplus X^{(l)}$ be the sequence of token vectors input to l -th layer, where $X^{(l)} = [x_1^{(l)}, \dots, x_n^{(l)}]$ and n is the sequence length of $X^{(l)}$. We gather the token vectors from $X^{(l)}$ with the top- k informativeness to form the informative sequence $X_{in}^{(l)}$ and the rest vectors to form the uninformative sequence $X_{un}^{(l)}$, where $X_{in}^{(l)} \in \mathbb{R}^{k \times d_h}$ and $X_{un}^{(l)} \in \mathbb{R}^{(n-k) \times d_h}$. The length of the uninformative sequence is reduced by performing certain type of aggregating operations along the sequence dimension, such as

average pooling:

$$X_{un}^{(l)} = \text{Pooling}(X_{un}^{(l)}) \quad (6)$$

or *weighted average pooling* with informativeness as weights:

$$\begin{aligned} \alpha_{x_{un}^{(l)}} &= \text{softmax}(\mathbf{I}(x_{un}^{(l)})) \\ X_{un}^{(l)} &= \text{Pooling}(\alpha X_{un}^{(l)}) \end{aligned} \quad (7)$$

where $x_{un}^{(l)}$ is the token vector in $X_{un}^{(l)}$. The aggregated sequence $X_{un}^{(l)} \in \mathbb{R}^{k' \times d_h}$ and k' is a fixed parameter. After hybrid layer, token sequence is updated to $[x_{cls}^{(l)} \oplus X_{in}^{(l)} \oplus X_{un}^{(l)}]$ and sequence length is shortened by $n-k-k'$. Therefore, in addition to the following layers, the computation cost of FFN in l -th layer is reduced as well. It should be noted that the relative position of uninformative tokens should be preserved, which contains their contextual features to a certain extent and they can be captured by aggregating operations.

The parameter k is learnable and progressively shortened. Inspired by Goyal et al. (2020), we train n learnable parameters to determine the configuration of k , denoted $R = [r_1, \dots, r_n]$. The parameters are constrained to be in the range, i.e., $r_i \in [0; 1]$ and added after MHA sub-layer. Given a token vector x_i output by MHA, it is modified by:

$$x_i \leftarrow r_{pos(x_i)} x_i \quad (8)$$

where $pos(x_i)$ is the sorted position of x_i over informativeness. Intuitively, the parameter r_i represents the extent to which the informativeness of the token at i -th position is retained. Then, for the l -th layer, we obtain the configuration of k_l from the sum of the above parameters, i.e.,

$$\begin{aligned} k_l &= \text{ceil}(\text{sum}(l; R)) \\ \text{s.t. } k_{l+1} &\leq k_l \end{aligned} \quad (9)$$

5 Loss Function

Let Θ be the parameters of the baseline BERT model and $\mathcal{L}(\cdot)$ be cross entropy loss or mean-squared error as defined in the original task. We adopt the multi-task learning idea to jointly minimize the loss in accuracy and total sequence length over all layers.

$$\text{Loss}_{\Theta, R} = \mathcal{L}(\Theta, R) + \lambda \sum_{l=1}^L l \cdot \text{sum}(l; R) \quad (10)$$

Dataset	Task	Input Length
CoLA	Acceptability	64
RTE	NLI	256
QQP	Similarity	128
SST-2	Sentiment	64
MNLI-m	NLI	128
QNLI	NLI	128
RACE	QA	512

Table 1: Statistics of Datasets.

where L is the number of layers. $\mathcal{L}(\Theta, R)$ controls the accuracy and $\text{sum}(l; R)$ controls the sequence length of l -th layer. The hyper-parameter λ tunes the trade-off.

The training schema of our model involves three stages, which are given in Algorithm 1.

Algorithm 1 Training Process

Input: \mathbf{D} = training set

Initialize: $\Theta \leftarrow$ BERT parameters

Initialize: $R \leftarrow$ uniform distribution

- 1: fine-tune Θ on \mathbf{D} with original loss $\mathcal{L}(\cdot)$
 - 2: add R after MHA sub-layer and fine-tune Θ and R with Eq. 10
 - 3: obtain the configuration of k on each layer, then re-train FCA-layer based BERT with $\mathcal{L}(\cdot)$
-

6 Experiments

6.1 Datasets

Our experiments are mainly conducted on GLUE (General Language Understanding Evaluation)² (Wang et al., 2018) and RACE (Lai et al., 2017) datasets. GLUE benchmark covers four tasks: Linguistic Acceptability, Sentiment Classification, Natural Language Inference, and Paraphrase Similarity Matching. RACE is the Machine Reading Comprehension dataset.

For experiments on RACE, we denote the input passage as P , the question as q , and the four answers as $\{a_1, a_2, a_3, a_4\}$. We concatenate passage, question and each answer as a input sequence $[\text{CLS}]P[\text{SEP}]q[\text{SEP}]a_i[\text{SEP}]$, where $[\text{CLS}]$ and $[\text{SEP}]$ are the special tokens used in the original BERT. The representation of $[\text{CLS}]$ is treated as the single logit value for each a_i . Then, a softmax layer is placed on top of these four logits to obtain

²<https://gluebenchmark.com/>

the normalized probability of each answer, which is used to compute the cross-entropy loss.

The input length of BERT is set to 512 by default. However, the instances in these datasets are relatively short, rarely reaching 512. If we keep the default length settings, most of the input tokens are [PAD] tokens. In this way, our model can easily save computational resources by discriminating [PAD] tokens as the uninformative ones, which is meaningless. To avoid this, we constrained the length of the datasets. The statistic information of the datasets is summarized in Table 1.

6.2 Evaluation Metrics

For accuracy evaluation, we adopt Matthew’s Correlation for CoLA, F1-score for QQP, and Accuracy for the rest datasets. For efficiency evaluation, we use the number of floating operations (FLOPs) to measure the inference efficiency, as it is agnostic to the choice of the underlying hardware.

6.3 Baselines

We compare our model with both distillation and pruning methods. Distillation methods contain four models DistilBERT (Sanh et al., 2019), BERT-PKD (Sun et al., 2019), Tiny-BERT (Jiao et al., 2019), and Mobile-BERT (Sun et al., 2020). All four models are distillation from BERT-base and have the same structure (6 transformer layers, 12 attention heads, dimension of the hidden vectors is 768). Pruning methods contain FLOP (Wang et al., 2020), SNIP (Lin et al., 2020), and PoWER-BERT (Goyal et al., 2020). PoWER-BERT (Goyal et al., 2020) is the state-of-the-art pruning method which reduces sequence length by eliminating word-vectors. To make fair comparisons, we set the length of our informative tokens at each layer same to the sequence length of PoWER-BERT.

6.4 Implementation Details

We deploy BERT-base as the standard model in which transformer layers $L=12$, hidden size $d_h=512$, and number of heads $h=12$. All models are trained with 3 epochs. The batch size is selected in list 16,32,64. The model is optimized using Adam (Kingma and Ba, 2014) with learning rate in range $[2e-5, 6e-5]$ for the BERT parameters Θ , $[1e-3, 3e-3]$ for R . Hyper-parameter λ that controls the trade-off between accuracy and FLOPs is set in range $[1e-3, 7e-3]$. We conducted experiments with a V100 GPU. The FLOPs for our model and the baselines were calculated with Tensorflow and

batch size=1. The detailed hyper-parameters setting for each dataset are provided in the Appendix.

6.5 Main Results

Table 3 and Table 2 display the accuracy and inference FLOPs of each model on GLUE benchmark respectively. As the FLOPs of PoWER-BERT is almost the same as that of FCA-BERT and the number of coarse units has little affect on FLOPs, Table 2 only lists the FLOPs of FCA-BERT.

Comparison to BERT. The results demonstrate the high-efficiency of our model, which almost has no performance gap with BERT-base ($<1\%$ accuracy loss) while reduces the inference FLOPs by half on majority datasets. Table 4 presents the sequence length of FCA at each layer, which illustrates substantial reduction of computation length for standard BERT. For example, the input sequence length for the dataset QQP is 128. Hence, standard BERT needs to process $128*12=1536$ tokens over the twelve layers. In contrast, FCA only tackles [85, 78, 73, 69, 61, 57, 54, 52, 46, 41, 35, 35] summing to 686 tokens. Consequently, the computational load of self-attention and the feed forward network is economized significantly.

Among our models, the weighted average pooling operation raises the better performance than the average pooling operation. The number of coarse units contributes the model accuracy for both two operations, especially for pooling operation. This is reasonable as when the number of coarse units increases, the information stored in each FCA gradually approaches the standard BERT. But overmuch coarse units grow FLOPs. Therefore, it is necessary to balance impact on FLOPs and performance brought by the coarse units.

Comparison to Baselines. We first compare our model to Distil-BERT. Our models dramatically outperform Distil-BERT in accuracy by a margin of at least 3 average score. As mentioned before, the line of distillation framework is orthogonal to our proposed method. We further investigate whether FCA is compatible with distillation models. Table 5 shows the results of Distil-BERT with FCA-Pool₅, which verify that FCA could further accelerate the inference speed on the basis of the distillation model with $<1\%$ loss in accuracy. As for the SOTA distillation models, Tiny-BERT and Mobile-BERT, our models still outperform them on average performance. Combined with the results of Table 2 where our models have slightly fewer

Dataset	CoLA	RTE	QQP	SST-2	MNLI-m	QNLI	RACE	Avg.
BERT-base	1.3G	5.1G	2.6G	1.3G	2.6G	2.6G	10.2 G	-
Distil-BERT ₆	0.7G	2.6G	1.3G	0.7G	1.3G	1.3G	5.1 G	-
Speedup	2.0x	2.0x	2.0x	2.0x	2.0x	2.0x	2.0x	2.0x
FCA-BERT	0.6G	2.4 G	1.2G	0.7G	1.4G	1.4G	4.4G	-
Speedup	2.2x	2.1x	2.2x	1.9x	1.9x	1.9x	2.3x	2.1x

Table 2: Inference FLOPs. The FLOPs of Distil-BERT₆, BERT-PKD₆, Tiny-BERT₆, Mobile-BERT₆ and SNIP are the same and we only list Distil-BERT₆'s FLOPs here. The FLOPs of PoWER-BERT is almost the same as that of FCA-BERT as the length of our informative tokens at each layer is set same to the sequence length of PoWER-BERT. The number of coarse units basically does not affect the calculation of FLOPs.

Dataset	CoLA	RTE	QQP	SST-2	MNLI-m	QNLI	RACE	Avg.
BERT-base	55.2	67.0	71.7	93.0	84.8	91.1	66.4	75.6
Distil-BERT ₆ (Sanh et al., 2019)	48.8	64.2	70.2	89.9	80.6	88.9	57.9	71.5
BERT-PKD ₆ (Sun et al., 2019)	49.5	65.5	70.7	90.4	81.5	89.0	59.3	72.3
Tiny-BERT ₆ (Jiao et al., 2019)	49.2	70.2	71.1	91.6	83.5	90.5	59.2	73.6
Mobile-BERT ₆ (Sun et al., 2020)	51.1	70.4	70.5	92.6	84.3	91.6	58.1	74.0
FLOP (Wang et al., 2020)	-	-	-	92.1	-	89.1	-	-
SNIP (Lin et al., 2020)	-	-	-	91.8	-	89.5	-	-
PoWER-BERT (Goyal et al., 2020)	51.9	65.2	70.6	92.2	83.5	89.8	65.3	74.1
FCA-BERT-Pool ₁	53.0	65.2	71.1	92.4	83.5	90.9	65.5	74.5
FCA-BERT-Pool ₅	54.3	66.0	71.1	93.0	83.8	90.9	66.2	75.0
FCA-BERT-Weight ₁	54.6	66.2	71.1	92.6	83.8	90.4	65.8	74.9
FCA-BERT-Weight ₅	54.6	65.6	71.4	93.0	83.9	90.5	66.1	75.0

Table 3: Test results on GLUE and RACE. ‘Pool’ denotes average pooling operation to aggregate uninformative tokens and ‘Weight’ denotes weighted operation. *₁ and *₅ mean the number of coarse units.

Dataset	Sequence Length
CoLA	34, 33, 32, 32, 31, 30, 30, 30, 30, 29, 28, 28
QQP	85, 78, 73, 69, 61, 57, 54, 52, 46, 41, 35, 35
SST-2	49, 45, 43, 41, 37, 35, 34, 33, 30, 27, 24, 24
QNLI	107, 102, 91, 85, 83, 77, 66, 61, 55, 43, 35, 20
MNLI-m	114, 100, 94, 90, 78, 74, 66, 62, 51, 40, 28, 24
RTE	174, 166, 157, 152, 124, 124, 122, 122, 110, 107, 97, 94
RACE	261, 244, 230, 217, 217, 217, 211, 203, 203, 203, 202, 202

Table 4: Sequence length at each layer.

inference FLOPs than the distillation methods, it can be proved that FCA has better accuracy and computational efficiency than them.

We next compare our model to the SOTA pruning model PoWER-BERT. Their acceleration effects are comparable and we focus on comparing their accuracy. The results on Table 3 show that our models achieve better accuracy than PoWER-BERT on all datasets. This is because PoWER-BERT discards the computing units, which inevitably causes information loss. Instead of prun-

ing, FCA layer stockpiles the information of uninformative tokens in a coarse fashion (aggregating operations). Moreover, we noticed that coarse units are not always classified as uninformative. In other words, they sometimes participate in the calculation of self-attention as informative tokens. This shows the total informativeness contained in uninformative tokens can not be directly negligible and can be automatically learned by self-attention.

In order to visually demonstrate the advantages of our model, Figure 3 draws curves of trade-off between accuracy and efficiency on three datasets. The results of FCA-BERT and PoWER-BERT are obtained by tuning the hyper-parameter λ . For DistilBERT, the points correspond to the distillation version with 4 and 6 Transformer layers. It can be seen that with the decrease of FLOPs, (1) PoWER-BERT and our model outperform DistilBERT by a large margin; (2) our model exhibits the superiority over all the prior methods consistently; (3) more importantly, the advantage of our model over PoWER-BERT gradually becomes apparent.

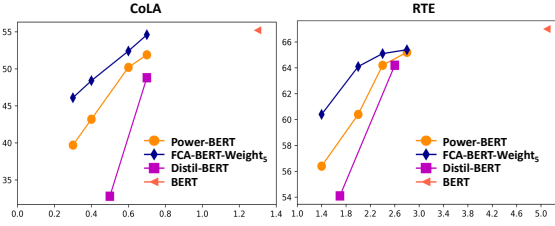


Figure 3: Trade-off between accuracy and FLOPs.

Dataset	CoLA	RTE	SST-2
BERT-large	60.4 (2.6G)	70.0 (10.2G)	94.1 (2.6G)
w/ FCA-Pool ₅	59.8 (1.1G)	66.3 (4.4G)	93.6 (1.2G)
Speed-up	2.4x	2.3x	2.2x
Distil-BERT ₆	48.8 (0.7G)	64.2 (2.6G)	89.9 (0.7G)
w/ FCA-Pool ₅	50.2 (0.4G)	63.9 (1.7G)	90.4 (0.5G)
Speed-up	1.8x	1.6x	1.4x
ELECTRA-base	62.7 (1.3G)	75.5 (5.1G)	95.6 (1.3G)
w/ FCA-Pool ₅	62.4 (0.6G)	75.2 (2.4G)	95.4 (0.7G)
Speed-up	2.2x	2.1x	1.9x

Table 5: Results on other pre-trained language models.

This is because POWER-BERT prunes plenty of computation units to save FLOPs, which results in the dilemma of information loss. In contrast, our model preserves all information to a certain extent.

Extensions to Other PLMs. To explore the generalization capabilities of FCA, we extend FCA to other pre-trained language models (PLMs), such as distil-BERT, BERT-large, and ELECTRA-base (Clark et al., 2020). The test results are displayed in Table 5, which proves that FCA is applicable to a variety of models, regardless of model size and variety.

6.6 Pooling All Tokens

In this section, we explore that can we not differentiate between tokens and perform the average pooling on all tokens to reduce the computation cost. To make fair comparisons, we set the length of pooled sequence at each layer equal to the FCA-BERT-Pool₅. The results show that pooling all tokens decreases the model accuracy from 75.0 to 73.8. This is because the pooling operation weakens the semantic features learned by the informative tokens, which are often decisive for the final prediction. On the contrary, our model does not conduct pooling on informative tokens and instead delegates the burden of saving computational overhead to uninformative tokens. And this does not cause serious damage to the representative features learned by the model.

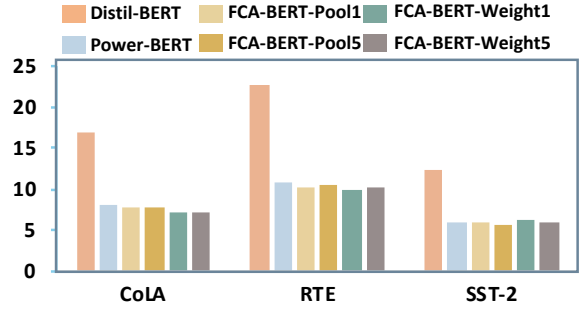


Figure 4: Distance with standard BERT.

6.7 Distance with Standard BERT

In this section, we further investigate the extent to which these compressed models can retain the essential information of the original BERT. Concretely, we adopt the Euclidean distance of the CLS representation between BERT and the compressed models as the evaluation metric, which is proportional to the information loss caused by model compression, formally:

$$\text{Distance}(A,B) = \sum_{k=1}^M \sqrt{\sum_{i=1}^{d_h} (A_{i,k}^{cls} - B_{i,k}^{cls})^2}$$

where M is the number of the instances in corresponding dataset. Table 4 shows the distance of baselines and our models with standard BERT. Combining the results in Table 3, it can be found that the distance is consistent with the test accuracy. Large distance leads to low accuracy and vice versa. This provides an inspiration, that is, we can add a distance regulation term to the objective function to forcibly shorten the distance between the compression model and the original BERT, i.e.,

$$\text{Loss}_{\Theta,R} = \mathcal{L}(\Theta, R) + \lambda \sum_{l=1}^L l \cdot \text{sum}(l; R) + \text{Distance}(\cdot)$$

However, the experimental results show that the accuracy has not been significantly improved. This may be because the information learned by the compressed model has reached the limit of approaching the BERT, and the regulation term can not further improve the potential of the compressed model.

7 Discussion

Our proposed FCA is dedicated to the classification tasks that only require single-vector representations, and it can not be directly applied to the tasks of requiring to maintain the full input sequence in

the output layer, such as NER and extractive MRC. On these tasks, we need to make some modifications of only performing FCA operation over K and V in self-attention and maintaining the full length of Q . The Eq. 2 is modified to:

$$\text{head}_t = \text{Attention}(QW_t^Q, \text{FCA}(K)W_t^K, \text{FCA}(V)W_t^V) \quad (11)$$

We also attempted to maintain the full length of K and V and shorten Q , but the experimental results are unsatisfactory.

8 Conclusion

In this paper, we propose FCA, a fine- and coarse-granularity hybrid self-attention that reduces the computation cost through progressively shortening the computational sequence length in self-attention. Experiments on GLUE and RACE datasets show that BERT with FCA achieves 2x reduction in FLOPs over original BERT with <1% loss in accuracy. Meanwhile, FCA offers significantly better trade-off between accuracy and FLOPs compared to prior methods.

9 Acknowledge

We would like to thank three anonymous reviewers for their useful feedback. This work is supported by the National Key Research and Development Program of China under Grant No. 2020AAA0108600.

References

- Tianlong Chen, Jonathan Frankle, Shiyu Chang, Sijia Liu, Yang Zhang, Zhangyang Wang, and Michael Carbin. 2020. The lottery ticket hypothesis for pre-trained bert networks. *arXiv preprint arXiv:2007.12223*.
- Kevin Clark, Minh-Thang Luong, Quoc V Le, and Christopher D Manning. 2020. Electra: Pre-training text encoders as discriminators rather than generators. *arXiv preprint arXiv:2003.10555*.
- Jacob Devlin, Ming-Wei Chang, Kenton Lee, and Kristina Toutanova. 2018. Bert: Pre-training of deep bidirectional transformers for language understanding. *arXiv preprint arXiv:1810.04805*.
- Angela Fan, Edouard Grave, and Armand Joulin. 2019. Reducing transformer depth on demand with structured dropout. *arXiv preprint arXiv:1909.11556*.
- Angela Fan, Pierre Stock, Benjamin Graham, Edouard Grave, Rémi Gribonval, Herve Jegou, and Armand Joulin. 2020. Training with quantization noise for extreme model compression. *arXiv preprint arXiv:2004.07320*.
- Prakhar Ganesh, Yao Chen, Xin Lou, Mohammad Ali Khan, Yin Yang, Hassan Sajjad, Preslav Nakov, Deming Chen, and Marianne Winslett. 2021. Compressing large-scale transformer-based models: A case study on bert. *Transactions of the Association for Computational Linguistics*.
- Mitchell A Gordon, Kevin Duh, and Nicholas Andrews. 2020. Compressing bert: Studying the effects of weight pruning on transfer learning. *arXiv preprint arXiv:2002.08307*.
- Saurabh Goyal, Anamitra Roy Choudhury, Saurabh Raje, Venkatesan Chakaravarthy, Yogish Sabharwal, and Ashish Verma. 2020. Power-bert: Accelerating bert inference via progressive word-vector elimination. In *International Conference on Machine Learning*. PMLR.
- Dan Hendrycks and Kevin Gimpel. 2016. Gaussian error linear units (gelus). *arXiv preprint arXiv:1606.08415*.
- Geoffrey Hinton, Oriol Vinyals, and Jeff Dean. 2015. Distilling the knowledge in a neural network. *arXiv preprint arXiv:1503.02531*.
- Lu Hou, Zhiqi Huang, Lifeng Shang, Xin Jiang, Xiao Chen, and Qun Liu. 2020. Dynabert: Dynamic bert with adaptive width and depth. *arXiv preprint arXiv:2004.04037*.
- Xiaoqi Jiao, Yichun Yin, Lifeng Shang, Xin Jiang, Xiao Chen, Linlin Li, Fang Wang, and Qun Liu. 2019. Tinybert: Distilling bert for natural language understanding. *arXiv preprint arXiv:1909.10351*.
- Diederik P Kingma and Jimmy Ba. 2014. Adam: A method for stochastic optimization. *arXiv preprint arXiv:1412.6980*.
- Guokun Lai, Qizhe Xie, Hanxiao Liu, Yiming Yang, and Eduard Hovy. 2017. RACE: Large-scale Reading comprehension dataset from examinations. In *Proceedings of the 2017 Conference on Empirical Methods in Natural Language Processing*.
- Jianquan Li, Xiaokang Liu, Honghong Zhao, Ruifeng Xu, Min Yang, and Yaohong Jin. 2020a. BERT-EMD: Many-to-many layer mapping for BERT compression with earth mover’s distance. In *Proceedings of the 2020 Conference on Empirical Methods in Natural Language Processing*.
- Xiaoya Li, Jingrong Feng, Yuxian Meng, Qinghong Han, Fei Wu, and Jiwei Li. 2020b. A unified MRC framework for named entity recognition. In *Proceedings of the 58th Annual Meeting of the Association for Computational Linguistics*. Association for Computational Linguistics.

- Zi Lin, Jeremiah Zhe Liu, Zi Yang, Nan Hua, and Dan Roth. 2020. Pruning redundant mappings in transformer models via spectral-normalized identity prior. *arXiv preprint arXiv:2010.01791*.
- Yinhan Liu, Myle Ott, Naman Goyal, Jingfei Du, Mandar Joshi, Danqi Chen, Omer Levy, Mike Lewis, Luke Zettlemoyer, and Veselin Stoyanov. 2019. Roberta: A robustly optimized bert pretraining approach. *arXiv preprint arXiv:1907.11692*.
- Yihuan Mao, Yujing Wang, Chufan Wu, Chen Zhang, Yang Wang, Quanlu Zhang, Yaming Yang, Yunhai Tong, and Jing Bai. 2020. LadaBERT: Lightweight adaptation of BERT through hybrid model compression. In *Proceedings of the 28th International Conference on Computational Linguistics*.
- Paulius Micikevicius, Sharan Narang, Jonah Alben, Gregory Diamos, Erich Elsen, David Garcia, Boris Ginsburg, Michael Houston, Oleksii Kuchaiev, Ganesh Venkatesh, et al. 2017. Mixed precision training. *arXiv preprint arXiv:1710.03740*.
- Pranav Rajpurkar, Robin Jia, and Percy Liang. 2018. Know what you don’t know: Unanswerable questions for SQuAD. In *Proceedings of the 56th Annual Meeting of the Association for Computational Linguistics*.
- Pranav Rajpurkar, Jian Zhang, Konstantin Lopyrev, and Percy Liang. 2016. SQuAD: 100,000+ questions for machine comprehension of text. In *Proceedings of the 2016 Conference on Empirical Methods in Natural Language Processing*.
- Victor Sanh, Lysandre Debut, Julien Chaumond, and Thomas Wolf. 2019. Distilbert, a distilled version of bert: smaller, faster, cheaper and lighter. *arXiv preprint arXiv:1910.01108*.
- Roy Schwartz, Jesse Dodge, Noah A Smith, and Oren Etzioni. 2020. Green ai. *Communications of the ACM*, 63(12):54–63.
- Emma Strubell, Ananya Ganesh, and Andrew McCallum. 2019. Energy and policy considerations for deep learning in nlp. *arXiv preprint arXiv:1906.02243*.
- Siqi Sun, Yu Cheng, Zhe Gan, and Jingjing Liu. 2019. Patient knowledge distillation for bert model compression. *arXiv preprint arXiv:1908.09355*.
- Zhiqing Sun, Hongkun Yu, Xiaodan Song, Renjie Liu, Yiming Yang, and Denny Zhou. 2020. Mobilebert: a compact task-agnostic bert for resource-limited devices. *arXiv preprint arXiv:2004.02984*.
- Ashish Vaswani, Noam Shazeer, Niki Parmar, Jakob Uszkoreit, Llion Jones, Aidan N Gomez, Łukasz Kaiser, and Illia Polosukhin. 2017. Attention is all you need. In *Advances in neural information processing systems*, pages 5998–6008.
- Elena Voita, David Talbot, Fedor Moiseev, Rico Senrich, and Ivan Titov. 2019. Analyzing multi-head self-attention: Specialized heads do the heavy lifting, the rest can be pruned. *arXiv preprint arXiv:1905.09418*.
- Alex Wang, Amanpreet Singh, Julian Michael, Felix Hill, Omer Levy, and Samuel R Bowman. 2018. Glue: A multi-task benchmark and analysis platform for natural language understanding. *arXiv preprint arXiv:1804.07461*.
- Ziheng Wang, Jeremy Wohlwend, and Tao Lei. 2020. Structured pruning of large language models. *Proceedings of the 2020 Conference on Empirical Methods in Natural Language Processing*.
- Zhilin Yang, Zihang Dai, Yiming Yang, Jaime Carbonell, Russ R Salakhutdinov, and Quoc V Le. 2019. Xlnet: Generalized autoregressive pretraining for language understanding. *Advances in neural information processing systems*.
- Ofir Zafrir, Guy Boudoukh, Peter Izsak, and Moshe Wasserblat. 2019. Q8bert: Quantized 8bit bert. *arXiv preprint arXiv:1910.06188*.
- Minjia Zhang and Yuxiong He. 2020. Accelerating training of transformer-based language models with progressive layer dropping. *arXiv preprint arXiv:2010.13369*.