

Measurement-based quantum computation using two-component BECs

Genji Fujii

Department of Nuclear Engineering, Kyoto University, 6158540 Kyoto, Japan
(Dated: April 12, 2022)

We propose measurement-based quantum computation (MBQC) using two-component Bose-Einstein condensates (BECs). When constructing our theory, we need to introduce creation operator and annihilation operator for MBQC. This is realized by considering the Stokes operator (Schwinger boson). As a result, we find that the state after a measurement depends on the number of particles.

I. INTRODUCTION

In recent years, applications in quantum computing using atom chips and optical lattices are gaining attention [1]. As a method that can be related to these works, preparing a many-body system and performing a quantum task by measuring particle angle is known as measurement-based quantum computation (MBQC) [2][3].

In MBQC, when we do an appropriate measurement on graph state, we can operate a unitary gate to a system. Also, graph states used for the MBQC are said to be many-body systems well known in condensed matter physics. Considering Quantum field theory, which deals with many-body systems using a second quantization. What happens if the second quantization is incorporated into the graph states?

MBQC has some interesting calculating processes, preparing graph state, separating classical and quantum calculation phases, constructing graph structures. In particular, MBQC has a process that prepares graph states beforehand. It is interesting that graph state is related to many-body systems. In this concept, so far, Matrix Product State Representation [4,5,6], correlation space [7,8] Valens Bond Solids [9], projected entangled pair states [10,11,12] has been studied.

On the other hand, two-component Bose-Einstein condensates (BECs) quantum computing theory is proposed [13]. They use two modes by the hyperfine state for quantum computing, and they have shown that quantum computing can be done with their encoding using BEC by appropriate time evolution.

In this paper, we propose MBQC using BECs. Constructing our theory, we need to introduce many-body effects to MBQC in a broad sense. We realize this by incorporating creation and annihilation operator for MBQC, by applying the BECs concept, using Stokes operator. We can take into systems dynamics account. Thus, we can manipulate many-body systems in MBQC. Our formulation incorporates genuine many-body effects. Our formalism consists of two type of Controlled-Z gates, one of them can do particle number computing. That is, we realize particle number computing via creation and annihilation operators.

II. PRELIMINARIES

A. MBQC and Graph States

In the MBQC, when preparing graph state, $|+\rangle = \frac{(|1\rangle+|0\rangle)}{\sqrt{2}}$ putting in vertices, and implement Controlled-Z (CZ) gate between vertices to create entanglement. graph states as follow

$$|G\rangle \equiv \left(\prod_{e \in E} CZ_e \right) |+\rangle^{\otimes |V|}, \quad (1)$$

where CZ_e affects two vertices belonging to edge e , and V is vertex. Measurements of qubit Z, X basis change graph states. Also graphically CZ gate performs edge addition and deletion.

We can calculate using graph states just by local measurement. Let us for explicit example two-qubit case, prepared graph state is

$$|G\rangle = |0\rangle_1 |+\rangle_2 + |1\rangle_1 |-\rangle_2. \quad (2)$$

Then we measure qubit one in $|0\rangle_1 \pm e^{i\theta}|1\rangle_1$ basis, if we projected into $|0\rangle + e^{i\theta}|1\rangle$ bases, we obtain

$$\begin{aligned} & |+\rangle_2 + e^{-i\theta}|-\rangle_2 \\ &= H e^{i\theta Z/2} |+\rangle_2, \end{aligned} \quad (3)$$

where H is Hadamard gate. Any one qubit unitary operator can be realized with H and $e^{i\theta Z/2}$.

Also, we can implement 2 qubit gates. The CZ gate can be implemented by applying the gate first and then one measure left four qubits in X basis. Since the measurement and CZ gate can be replaced (Fig1).

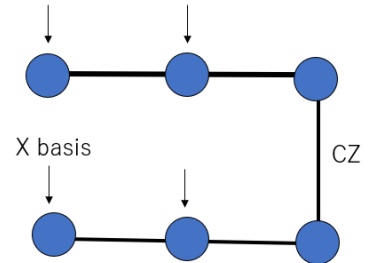


Fig1. We can implement the CZ gate beforehand. Since the measurement and CZ gate are commuted.

B. Two component BECs

Quantum computation using BECs is proposed [13]. We denote BECs quantum computation by two levels of hyperfine state via creation operator a^\dagger and b^\dagger . Arbitrary BECs qubit states are represented by the following definition

$$|\alpha, \beta\rangle \equiv \frac{1}{\sqrt{N!}}(\alpha a^\dagger + \beta b^\dagger)^N |vac\rangle. \quad (4)$$

Here a^\dagger and b^\dagger are creation bose operators, obeying commutation relations $[a, a^\dagger] = [b, b^\dagger] = 1$, and α, β are arbitrary complex number satisfying $|\alpha|^2 + |\beta|^2 = 1$, and $|vac\rangle$ is a vacuum states. We take a boson number $N = a^\dagger a + b^\dagger b$ to be a conserved quantity. Then in order to manipulate two-component BEC, we introduce the Stokes operator

$$\begin{aligned} S^x &= a^\dagger b + b^\dagger a \\ S^y &= -ia^\dagger b + ib^\dagger a \\ S^z &= a^\dagger a - b^\dagger b. \end{aligned} \quad (5)$$

Those operators satisfy commutation relation same as spin-1/2 particles, $[S^i, S^j] = 2i\epsilon_{ijk}S^k$ where ϵ_{ijk} is the Levi-Civita antisymmetric tensor $i, j, k = x, y, z$. Also, entangled state generated by $S_1^z S_2^z$ interaction

$$\begin{aligned} &e^{-iS_1^z S_2^z t} \left| \frac{1}{\sqrt{2}}, \frac{1}{\sqrt{2}} \right\rangle_1 \left| \frac{1}{\sqrt{2}}, \frac{1}{\sqrt{2}} \right\rangle_2 \\ &= \frac{1}{\sqrt{2^N}} \sum_{k_2=0}^N \sqrt{\binom{N}{k_2}} \left| \frac{e^{-i(2k_2-N)t}}{\sqrt{2}}, \frac{e^{i(2k_2-N)t}}{\sqrt{2}} \right\rangle_1 |k_2\rangle_2, \end{aligned} \quad (6)$$

where k is a fock state defined by

$$|k\rangle \equiv \frac{(a^\dagger)^k (b^\dagger)^{N-k}}{\sqrt{k!(N-k)!}} |vac\rangle. \quad (7)$$

Another important operator is CZ gate that is regarding to BECs. which is described by Hamiltonian evolution

$$H = -S_1^z S_2^z + \mathcal{N} S_1^z - \mathcal{N} S_2^z + \mathcal{N}^2, \quad (8)$$

which affects two BECs and for a time evolution $t = \pi/4N$, this gives

$$\frac{1}{\sqrt{2^N}} \sum_{k_2=0}^N \sqrt{\binom{N}{k_2}} \left| \frac{1}{\sqrt{2}}, \frac{e^{-i\pi k_2}}{\sqrt{2}} \right\rangle_1 |k_2\rangle_2. \quad (9)$$

III. MBQC WITH TWO COMPONENT BECS

A. Formalism

Here, we propose BECs graph states. Which puts BECs qubit in vertex $|\frac{1}{\sqrt{2}}, \frac{1}{\sqrt{2}}\rangle$, instead of $|+\rangle$. Then

we can implement CZ gate between two connected BECs qubits. Let us define two BECs CZ gates. Those Hamiltonian are defined by

$$H_1 = -S_1^z S_2^z + \mathcal{N} S_1^z - \mathcal{N} S_2^z + \mathcal{N}^2 \quad (10)$$

$$H_2 = S_1^z S_2^z + \mathcal{N} S_1^z + \mathcal{N} S_2^z + \mathcal{N}^2, \quad (11)$$

a Hamiltonian (10) time evolution acts on BECs qubit, as follows

$$\begin{aligned} &\exp(-iH_1 t) \left| \frac{1}{\sqrt{2}}, \frac{1}{\sqrt{2}} \right\rangle_1 \left| \frac{1}{\sqrt{2}}, \frac{1}{\sqrt{2}} \right\rangle_2 \\ &= \frac{1}{\sqrt{2^N}} \sum_{k_1=0}^N \sqrt{\binom{N}{k_1}} |k_1\rangle_1 \left| \frac{1}{\sqrt{2}}, \frac{e^{-i\pi k_1}}{\sqrt{2}} \right\rangle_2. \end{aligned} \quad (12)$$

We call this type of Hamiltonian time evolution as a right-hand component phase shift CZgate. On the contrary a left-hand component phase shift CZ gate Hamiltonian (11) can be defined, this act on between two BECs qubit,

$$\begin{aligned} &\exp(-iH_2 t) \left| \frac{1}{\sqrt{2}}, \frac{1}{\sqrt{2}} \right\rangle_1 \left| \frac{1}{\sqrt{2}}, \frac{1}{\sqrt{2}} \right\rangle_2 \\ &= \frac{1}{\sqrt{2^N}} \sum_{k_2=0}^N \sqrt{\binom{N}{k_2}} \left| \frac{e^{-i\pi k_2}}{\sqrt{2}}, \frac{1}{\sqrt{2}} \right\rangle_1 |k_2\rangle_2 \\ &= \frac{1}{\sqrt{2^N}} \sum_{k_1=0}^N \sqrt{\binom{N}{k_1}} |k_1\rangle_1 \left| \frac{e^{-i\pi k_1}}{\sqrt{2}}, \frac{1}{\sqrt{2}} \right\rangle_2. \end{aligned} \quad (13)$$

Above two CZ gates are described by a similar formalism. However, those are different calculation results after the measurement steps, Hamiltonian (11) is N dependence state. On the contrary, (12) is independent. In this paper we take the time evolution $t = \pi/4$. Now we shall construct graph states using BECs

$$|G\rangle = \left(\prod_{e \in E} \exp(-iH_1 t)_e \right) \left| \frac{1}{\sqrt{2}}, \frac{1}{\sqrt{2}} \right\rangle^{\otimes |V|}, \quad (14)$$

where we use the right-hand CZ gate Hamiltonian, and $CZ_e = \exp(-iH_1 t)_e$ affects two vertices belong to an edge e . After discussion, we neglect to a normalizing factors. Let us for an explicit example of two BECs cases, and after summing over k_1 , then

$$|G\rangle = |e\rangle_1 \left| \frac{1}{\sqrt{2}}, \frac{1}{\sqrt{2}} \right\rangle_2 + |o\rangle_1 \left| \frac{1}{\sqrt{2}}, \frac{-1}{\sqrt{2}} \right\rangle_2. \quad (15)$$

We define total even number ket $|e\rangle$, and total odd number ket $|o\rangle$

$$\begin{aligned} |e\rangle &\equiv |0\rangle + |2\rangle + \cdots + |N(\text{even})\rangle \\ |o\rangle &\equiv |1\rangle + |3\rangle + \cdots + |N(\text{odd})\rangle. \end{aligned} \quad (16)$$

Equation (16) is a simple extension of equation (2). Indeed we can confirm to replace $|0\rangle \rightarrow |e\rangle$, $|1\rangle \rightarrow |o\rangle$, $|+\rangle \rightarrow |\frac{1}{\sqrt{2}}, \frac{1}{\sqrt{2}}\rangle$, and $|-\rangle \rightarrow |\frac{1}{\sqrt{2}}, \frac{-1}{\sqrt{2}}\rangle$

B. Three Body Measurement

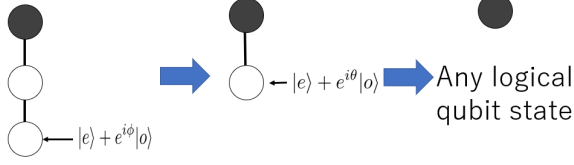


Fig2. A black circle denotes BECs before summing over k . On the other hand, a white circle denotes BECs executed summing over k . We can get any one logical qubit state consuming two BECs qubit by measurement

We demonstrate three body measurements (Fig 2). This procedure implements any rotation Bloch sphere on a logical qubit. Consists of the following seven steps [protocol1].

[protocol1: Three body measurement]

- 1, implement CZ gate between BECs1 and BECs2.
- 2, implement CZ gate between BECs2 and BECs3.
- 3, sum over BECs3.
- 4, measurement by $|e\rangle \pm e^{i\phi}|o\rangle$ basis at BECs3.
- 5, sum over BECs2.
- 6, measurement by $|e\rangle \pm e^{i\theta}|o\rangle$ basis at BECs2.
- 7, projection into logical qubit on BECs1.

Firstly we implement the right-hand component shift CZ gate between a BECs1 and implementation CZ gate between a BECs2 and a BECs3, then the system becomes

$$|G\rangle = \sum_{k_2=0}^N \sum_{k_3=0}^N \left| \frac{1}{\sqrt{2}}, \frac{e^{-i\pi k_2}}{\sqrt{2}} \right\rangle_1 |k_2, e^{-i\pi k_3}\rangle_2 |k_3\rangle_3, \quad (17)$$

where we define

$$|k, e^{-i\pi k'}\rangle \equiv \frac{(a^\dagger)^k (b^\dagger e^{-i\pi k'})^{N-k}}{\sqrt{k!(N-k)!}} |vac\rangle, \quad (18)$$

We take a summation over k_3 in (18), thus we obtain

$$\begin{aligned} & \sum_{k_2=0}^N \left(\left| \frac{1}{\sqrt{2}}, \frac{e^{-i\pi k_2}}{\sqrt{2}} \right\rangle_1 | -k_2 \rangle_2 | o \rangle_3 \right. \\ & \left. + \left| \frac{1}{\sqrt{2}}, \frac{e^{-i\pi k_2}}{\sqrt{2}} \right\rangle_1 | k_2 \rangle_2 | e \rangle_3 \right). \end{aligned} \quad (19)$$

Next step is odd-even measurement. It may be difficult to experiment real system, we measure the BECs3 by

$|e\rangle \pm e^{i\phi}|o\rangle$ basis. If we projected $|e\rangle + e^{i\phi}|o\rangle$ bases

$$\begin{aligned} & \sum_{k_2=0}^N \left(\left| e^{-i\phi} \right| \frac{1}{\sqrt{2}}, \frac{e^{-i\pi k_2}}{\sqrt{2}} \right\rangle_1 | -k_2 \rangle_2 + \left| \frac{1}{\sqrt{2}}, \frac{e^{-i\pi k_2}}{\sqrt{2}} \right\rangle_1 | k_2 \rangle_2 \right) \\ & = \sum_{k_2=0}^N e^{-i(\phi+N\pi-k_2\pi)} \left| \frac{1}{\sqrt{2}}, \frac{e^{-i\pi k_2}}{\sqrt{2}} \right\rangle_1 | k_2 \rangle_2 \\ & + \sum_{k_2=0}^N \left| \frac{1}{\sqrt{2}}, \frac{e^{-i\pi k_2}}{\sqrt{2}} \right\rangle_1 | k_2 \rangle_2. \end{aligned} \quad (20)$$

Same procedure we do according to the BECs2, if we projected the BECs 2 $|e\rangle + e^{i\theta}|o\rangle$ bases, we obtain

$$\begin{aligned} & (1 + e^{-i(\phi+N\pi)}) \left| \frac{1}{\sqrt{2}}, \frac{1}{\sqrt{2}} \right\rangle_1 \\ & + e^{-i\theta} (1 - e^{-i(\phi+N\pi)}) \left| \frac{1}{\sqrt{2}}, \frac{-1}{\sqrt{2}} \right\rangle_1 \\ & = 2e^{-i\frac{\phi+N\pi}{2}} \left(\cos \frac{\phi+N\pi}{2} \left| \frac{1}{\sqrt{2}}, \frac{1}{\sqrt{2}} \right\rangle_1 \right. \\ & \left. + e^{-i\theta} i \sin \frac{\phi+N\pi}{2} \left| \frac{1}{\sqrt{2}}, \frac{-1}{\sqrt{2}} \right\rangle_1 \right). \end{aligned} \quad (21)$$

Finally, we project the BECs1 ($N+1$ dimensional Hilbert space) into a logical qubit (2 dimensional Hilbert space),

$$|\tilde{0}\rangle \equiv \left| \frac{1}{\sqrt{2}}, \frac{1}{\sqrt{2}} \right\rangle, |\tilde{1}\rangle \equiv \left| \frac{1}{\sqrt{2}}, \frac{-1}{\sqrt{2}} \right\rangle. \quad (22)$$

Thus, we can implement any single-qubit state. After the three-body measurement, a final state depends on N . This result implies that the final state is determined beforehand in the preparation of a boson number. After all steps are implemented, we obtain the following final states, ignoring the overall phase.

$$\left(\cos \frac{\phi+N\pi}{2} |\tilde{0}\rangle_1 + e^{-i\theta} i \sin \frac{\phi+N\pi}{2} |\tilde{1}\rangle_1 \right). \quad (23)$$

When we measure BECs3 and BECs2 orthogonal bases, if we projected $|e\rangle_3 - e^{i\phi}|o\rangle_3$ and $|e\rangle_2 - e^{i\theta}|o\rangle_2$, we get

$$\left(i \sin \frac{\phi+N\pi}{2} |\tilde{0}\rangle_1 - e^{-i\theta} \cos \frac{\phi+N\pi}{2} |\tilde{1}\rangle_1 \right). \quad (24)$$

Indeed, in our formalism, to measure twice on two bases, measurement results have four patterns. On the other hand, explicitly we can project $|e\rangle \pm |o\rangle$ basis, if we projected BECs2 and BECs3 into $|e\rangle + |o\rangle$ basis continuously, we obtain the final states

$$\cos \frac{N\pi}{2} |\tilde{0}\rangle_1 + i \sin \frac{N\pi}{2} |\tilde{1}\rangle_1. \quad (25)$$

This result is noteworthy. This is because the state can be specified in advance by the initially set number of particles.

C. Measurement and controlled-Z gate

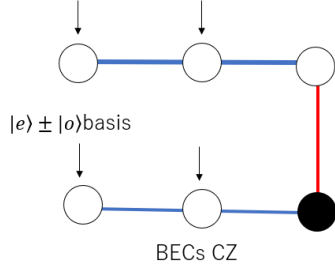


Fig3. The black circle denotes BECs before summing over k . On the other hand, The white circle denotes BECs executed summing over k . A blue line represents the left-hand component phase shift CZ gate. On the other hand, a red line represents the CZ gate where the right-hand component phase shift CZ gate.

Similar procedures for MBQC, we can implement CZ-gate for MBQC using BECs(Fig.3). The measurement and CZ gates are replaced, so if we want to implement CZ gate, implementing the CZ gates beforehand, and projection into $|e\rangle_3 \pm |o\rangle_3$ basis on the left four BECs qubit. Also one needed to choose two BECs CZgates carefully, the BECs qubit which is connected to not taking a sum k (Black circles) is selectable the right-hand component phase shift CZgates, and other CZ gates are selectable for the left shift. If one doesn't so, systems contain extra particle factors, and the expression becomes complicated.

These are related to the implementation of BECs type CZ gates. However, what to do when you want to implement a logical type of CZ gate?

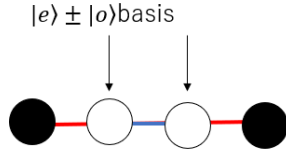


Fig4. Implementation of logical type CZ gate. Measuring the two white circles in the center at $|e\rangle \pm |o\rangle$ basis. Between the white circles are connected by a blue line, and the white circle and the black circle are connected by a red line.

We can implement the logical CZ gate(Fig4). Firstly, a four BECs qubit graph state is

$$|G\rangle = \sum_{k_2=0}^N \sum_{k_3=0}^N \left| \frac{1}{\sqrt{2}}, \frac{e^{-i\pi k_2}}{\sqrt{2}} \right\rangle_1 |e^{-i\pi k_3}, k_2\rangle_2 \otimes |k_3\rangle_3 \left| \frac{1}{\sqrt{2}}, \frac{e^{-i\pi k_3}}{\sqrt{2}} \right\rangle_4, \quad (26)$$

where we define

$$|e^{-i\pi k'}, k\rangle \equiv \frac{(a^\dagger e^{-i\pi k'})^k (b^\dagger)^{N-k}}{\sqrt{k!(N-k)!}} |vac\rangle, \quad (27)$$

then, after taking a sum of k_2 and k_3 , if you measure the two BECs qubits in the middle at $|e\rangle \pm |o\rangle$ basis. We obtain

$$|G\rangle = \left| \frac{1}{\sqrt{2}}, \frac{1}{\sqrt{2}} \right\rangle_1 \left| \frac{1}{\sqrt{2}}, \frac{1}{\sqrt{2}} \right\rangle_4 + \left| \frac{1}{\sqrt{2}}, \frac{-1}{\sqrt{2}} \right\rangle_1 \left| \frac{1}{\sqrt{2}}, \frac{1}{\sqrt{2}} \right\rangle_4 \\ + \left| \frac{1}{\sqrt{2}}, \frac{1}{\sqrt{2}} \right\rangle_1 \left| \frac{1}{\sqrt{2}}, \frac{-1}{\sqrt{2}} \right\rangle_4 - \left| \frac{1}{\sqrt{2}}, \frac{-1}{\sqrt{2}} \right\rangle_1 \left| \frac{1}{\sqrt{2}}, \frac{-1}{\sqrt{2}} \right\rangle_4. \quad (28)$$

This is the CZ gate itself when projected into a logical qubit. Logical type CZ gate can also be implemented in the BECs graph state for logical qubits(Fig5).

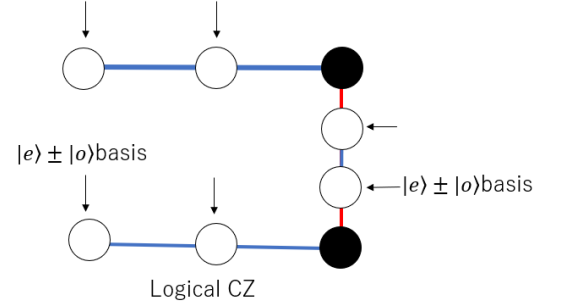


Fig5. Implementation of logical type CZ gate in the BECs graph state.

A general graph states in the MBQC using BECs is connected between the three-body measurement part and the CZ gate part(Fig.6). One can simulate network flow.

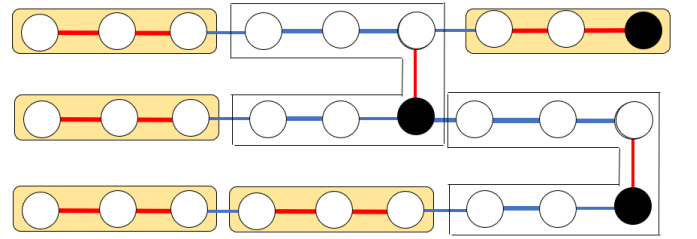


Fig6. The general BECs graph state. The black circle denotes BECs before summing over k . On the other hand, the white circle denotes BECs executed sum over k . The red part represents the three-body measurement part, and the white part represents the CZ gate part.

D. Systems with the different numbers of particles

Let us consider a different number particle system about several BECs. Firstly we suggest different numbers CZ gate

$$H'_1 = -S_1^z S_2^z + \mathcal{N}_2 S_1^z - \mathcal{N}_1 S_2^z + \mathcal{N}_1^2 \mathcal{N}_2^2 \quad (29)$$

$$H'_2 = S_1^z S_2^z + \mathcal{N}_2 S_1^z + \mathcal{N}_1 S_2^z + \mathcal{N}_1^2 \mathcal{N}_2^2, \quad (30)$$

where $\mathcal{N}_1 = a_1^\dagger a_1 + b_1^\dagger b_1$ and $\mathcal{N}_2 = a_2^\dagger a_2 + b_2^\dagger b_2$ are also define. Those Hamiltonian are asymmetric concerning BECs1 and BECs2. The same procedures we do the three-body measurement. After those Hamiltonian time evolution, we obtain the following equation.

$$\begin{aligned} & |e\rangle_{2,3} + e^{i\phi, \theta} |o\rangle_{2,3} \\ & \rightarrow \left(\cos \frac{\phi + N_2 \pi}{2} |\tilde{0}\rangle_1 + e^{-i\theta} i \sin \frac{\phi + N_2 \pi}{2} |\tilde{1}\rangle_1 \right) \end{aligned} \quad (31)$$

$$\begin{aligned} & |e\rangle_{2,3} - e^{i\phi, \theta} |o\rangle_{2,3} \\ & \rightarrow \left(i \sin \frac{\phi + N_2 \pi}{2} |\tilde{0}\rangle_1 - e^{-i\theta} \cos \frac{\phi + N_2 \pi}{2} |\tilde{1}\rangle_1 \right), \end{aligned} \quad (32)$$

where N_2 is a middle Bose particle number in the three-body measurement, and in $|e\rangle_{2,3} + e^{i\theta} |o\rangle_{2,3}$ index 2, 3 is adjacent measurements BECs1 and BECs2. We can change a phase of cos and sin by controlling the number of middle particles. This explains in section E. For example, evolve $N_2 \rightarrow N_2 - 1$

$$(29) \rightarrow \left(\sin \frac{\phi + N_2 \pi}{2} |\tilde{0}\rangle - e^{-i\theta} i \cos \frac{\phi + N_2 \pi}{2} |\tilde{1}\rangle \right) \quad (33)$$

$$(30) \rightarrow \left(-i \cos \frac{\phi + N_2 \pi}{2} |\tilde{0}\rangle - e^{-i\theta} i \sin \frac{\phi + N_2 \pi}{2} |\tilde{1}\rangle \right). \quad (34)$$

E. Another protocol

The discussion so far is when the number of the particle is fixed from the beginning. Generally, the measurement and BECs CZ gate commute each other, same as usual MBQC. If we allow additional CZ gate operations to the graph states after measurement. We can control final states by depending on middle BECs qubit particle number. We consider protocol 2 which is

changed protocol1.

[protocol2: state controlling by middle BECs particles]

- 1, implement CZ gate between BECs2 and BECs3.
- 2, sum over BECs3.
- 3, measurement by $|e\rangle \pm e^{i\phi} |o\rangle$ basis at BECs3
- 4, remove the number of particles in BECs2
- 5, implement CZ gate between BECs1 and BECs2.
- 6, sum over BECs2.
- 7, measurement by $|e\rangle \pm e^{i\theta} |o\rangle$ basis at BECs2
- 8, projection into logical qubit on BECs1.

IV. CONCLUSIONS

In this paper, we construct MBQC using BECs. Introducing the effect of many-body systems by the creation and annihilation operator form of BECs. Also, we define the BECs graph state, the BECs graph state is taking the BECs system time evolution at $t = \pi/4$, as a result, we obtain the maximum entangle state between logical Qubits. It was shown that it would be a concise result. Specifically, when performing quantum calculations, there are two types of CZ gates, one of which is formulated by a right-hand component phase shifts CZ gate. This type CZ gate generates a particle number factor in the middle of the calculation step. In addition, we have considered the protocol called three-body measurement. that was shown that any one logical qubit state can be obtained consuming two BECs qubit. And the measurement and CZ gate in BECs are replaced, CZ gate can be implemented similar way to standard graph states. Moreover, the general graph state can be constructed by combining a three-body measurement part and a CZ gate part.

Finally, we note that the key to realization our theory in a laboratory, will depend on the ability to manipulate the particle dissipation of the system. In recent experiments on optical lattices, there are researches to control dissipation in cold atomic systems such as inelastic collisions and light scattering of particles [14,15]. These studies have the potential to be promising realization milestones for this study.

[1] P. Treutlein et al. Fortschr. Phys. **54**, 702 (2006)
[2] R. Raussendorf, H. J. Briegel, Phys. Rev. Lett **86**, 5188 (2001)
[3] R. Raussendorf, D. E. Browne, H. J. Briegel, Phys. Rev. A **68**, 022312 (2003)

[4] U.Schollwoeck, Annals of Physics **326**, 96 (2011)
[5] D. Sauerwein, A. Molnar, J. I. Cirac and B. Kraus, Phys. Rev. Lett. **123**, 170504 (2019)
[6] D. P. Garcia, F. Verstraete, M. M. Wolf and J. I. Cirac, Quantum. Inf. Compt. **7**, 401 (2007)

- [7] D. Gross, J. Eisert, Phys. Rev. Lett. **98**, 220503 (2007)
- [8] T. Morimae, Phys. Rev. A **83**, 042337 (2011)
- [9] F. Verstraete, J. I. Cirac, Phys. Rev. Lett. **70**, 060302 (2004)
- [10] F. Verstraete, V.Murg, and J.I.Cirac, Adv. Phys, **57**, 2, 143 (2008)
- [11] T.Nishino, Y. Hieida, K. Okunishi, N. Maeshima, Y. Akutsu and A.Gendiar, Prog. Theor. Phys, **105**, 409 (2001)
- [12] N.Maeshima, Y. Hieide, Y. Akutsu, T. Nishino and K. Okunishi, Phys. Rev. E **64**, 016705 (2001)
- [13] T. Byrnes, K. Wen, Y. Yamamoto, Phys. Rev. A **85**, 040306 (2012)
- [14] T.Tomita et al. Sci. Adv. **3**, e1701513 (2017)
- [15] R. Bouganne et al. Nat. Phys. **16**, 21 (2020)