

One-step weighting to generalize and transport treatment effect estimates to a target population*

Ambarish Chattopadhyay[†] Eric R. Cohn[‡] José R. Zubizarreta[§]

Abstract

In randomized experiments and observational studies, weighting methods are often used to generalize and transport treatment effect estimates to a target population. Traditional methods construct the weights by separately modeling the treatment assignment and study selection probabilities and then multiplying functions (e.g., inverses) of their estimates. However, these estimated multiplicative weights may not produce adequate covariate balance and can be highly variable, resulting in biased and unstable estimators, especially when there is limited covariate overlap across populations or treatment groups. To address these limitations, we propose a general weighting approach that weights each treatment group towards the target population in a single step. We present a framework and provide a justification for this one-step approach in terms of generic probability distributions. We show a formal connection between our method and inverse probability and inverse odds weighting. By construction, the proposed approach balances covariates and produces stable estimators. We show that our estimator for the target average treatment effect is consistent, asymptotically Normal, multiply robust, and semiparametrically efficient. We demonstrate the performance of this approach using a simulation study and a randomized case study on the effects of physician racial diversity on preventive healthcare utilization among Black men in California.

Keywords: Causal inference; Generalization; Transportation; Randomized experiments; Observational studies; Weighting methods

*We thank Eli Ben-Michael, Larry Han, Kosuke Imai, Yige Li, Bijan Niknam, Zhu Shen, and Yi Zhang for helpful comments and suggestions. This work was supported through a grant from the Alfred P. Sloan Foundation (G-2020-13946).

[†]Stanford Data Science, Stanford University, 450 Jane Stanford Way Wallenberg, Stanford, CA 94305; email: hsirabma@stanford.edu.

[‡]Department of Biostatistics, Harvard University, 1 677 Huntington Ave, Boston, MA 02115; email: ericcohn@g.harvard.edu.

[§]Departments of Health Care Policy, Biostatistics, and Statistics, Harvard University, 180 Longwood Avenue, Office 307-D, Boston, MA 02115; email: zubizarreta@hcp.med.harvard.edu.

1 Introduction

From the medical and social sciences to business and government research, the value of causal inferences from randomized experiments and observational studies lies in their generalizability to specific target populations. If the data used to estimate effects are not representative of the target population, then any causal conclusions about this population can be called into question. More formally, if treatment effects are modified by covariates whose distributions differ between the study sample and the target population, then effect estimates based on the study may not apply to the target. In practice, researchers assess representativeness by comparing the study sample and target population in terms of their observed covariate distributions, hoping to find covariate balance or otherwise adjusting for imbalances. Ignoring such differences in covariate distributions can lead to biased effect estimates and damaging treatment recommendations (Chen et al. 2021), as underscored by the recent literature and U.S. federal guidance about representativeness in clinical trials (Oh et al. 2015; U.S. Food and Drug Administration 2022). When the study is observational, additional bias can arise due to differences in covariate distributions between treatment groups. A growing literature on statistical methods for generalizability and transportability seeks to address these two sources of bias by adjusting for the differences in covariate distributions between the treatment and control groups for internal validity, and between the study sample and the target population for external validity (e.g., Stuart et al. 2011; Bennett et al. 2020; Josey et al. 2021). See Degtiar and Rose (2021) for a recent review.

Weighting methods show promise in generalizing and transporting treatment effect estimates from a study sample to a target population. Traditionally, these methods construct the weights by separately modeling and estimating unit-specific treatment assignment and study selection probabilities and then multiplying functions (e.g., inverses) of the estimated probabilities (e.g., Stuart et al. 2011, Tipton and Olsen 2018, Dahabreh et al. 2018). Such weighting methods can be regarded as two-step processes, where in the first step, the treat-

ment groups are weighted according to the estimated treatment assignment model to represent the study population, and in the second step, they are re-weighted via the estimated study selection model to represent the target population. If these models are correctly specified, then the weighted treatment and control groups will be balanced in expectation relative to the target population. In practice, however, due to model misspecification, small samples, or sparse covariates, imbalances can still exist, which may lead to bias in the treatment effect estimators (Zubizarreta et al. 2011). Additionally, when the estimated treatment assignment or study selection probabilities are small, inverting or otherwise transforming them to obtain weights can magnify small prediction errors. The *multiplicative* structure of the two-step weights can further exacerbate this issue, resulting in highly variable and at times extreme weights where a few observations dominate the analysis. In turn, this can produce unstable treatment effect estimators (Kang and Schafer 2007). Furthermore, these methods require access to individual-level covariate data from the target population and do not directly apply to settings where only summary-level data is available, e.g., due to privacy concerns.

Some recent works address aspects of these issues. For randomized experiments, some methods use exact (Lee et al. 2022) or approximate balancing (Lu et al. 2021) to construct the second-step weights (see also Hartman et al. 2015). However, these methods do not readily apply to observational studies, where the first-step weights corresponding to the treatment assignment probabilities are unknown. Estimating these probabilities to construct the first-step weights may lead to the same balance and stability issues mentioned before. For observational studies, Josey et al. (2020) proposes a full calibration-based approach that uses entropy balancing (Hainmueller 2012, see also Zhao and Percival 2017) in each step to obtain the corresponding weights. A related approach for randomized experiments is presented by Josey et al. (2021). However, these procedures pursue covariate balance exactly rather than approximately, and the resulting weights have a multiplicative structure, both of which can diminish the stability and robustness of the estimator.

In this paper, we propose, justify, and analyze a *one-step* weighting approach for the generalization and transportation of both randomized experiments and observational studies. Building on the minimal weights of Wang and Zubizarreta (2020), this approach directly weights the treatment and control groups towards a target population in a single step, bypassing the need to estimate treatment and study selection probabilities separately and thereby avoiding a multiplicative structure of the weights. By balancing general transformations of the covariates, such as moments of their distributions, it does not require individual-level data from the target population, which may be unavailable for confidentiality reasons, and summary statistics from the target population are sufficient to execute the proposed approach.

Importantly, we present a framework for the generalization and transportation of causal inferences where the study and target populations are characterized in terms of generic probability distributions. This framework is general and can encompass a number of generalization and transportation settings, including those where the study population is nested within the target, those where study and target populations are disjoint, and those where the study and target populations partially overlap. Within this framework, we provide a formal justification for the one-step weighting approach.

Finally, we analyze the formal properties and empirical performance of the one-step weighting approach. Under regularity conditions, this approach yields a weighted estimator of the target average treatment effect that is consistent, asymptotically Normal, multiply robust, and semiparametrically efficient. In simulated experimental and observational studies, we evaluate the empirical performance of the one-step weighting approach, showing that on average, it can reduce the bias and increase the effective sample size relative to two-step weighting approaches by 66% and 65%, respectively. We use this one-step weighting approach to generalize the causal inferences of a randomized experiment on the effects of physician racial diversity on health outcomes to three target populations of policy interest.

The rest of the paper is organized as follows. Section 2 presents a framework for gener-

alization and transportation, defines the causal parameter of interest, and delineates the identifying assumptions in terms of probability measures characterizing the study and target populations. Section 3 provides a formal justification for weighting in one step and subsequently details such an approach. Section 4 discusses the finite sample and asymptotic properties of the one-step balancing weights and the resulting Hájek estimator of the target average treatment effect. Section 5 evaluates the performance of the approach using a simulation study, followed by a randomized case study on the effects of physician racial diversity on preventive healthcare utilization among Black men in Oakland, California in Section 6. Section 7 concludes with a summary and remarks.

2 Framework

2.1 Setup and estimands

Consider a randomized experiment or observational study of n units drawn randomly from a study population \mathcal{P} . Denote the target population by \mathcal{T} . Let $Y(1)$ and $Y(0)$ denote the potential outcomes under treatment and control, respectively (Neyman 1923, Rubin 1974).¹ Also, let $\mathbf{X} \in \mathbb{R}^d$ denote the covariates, and, for the study population, let Z be the treatment assignment indicator (with $Z = 1$ for treatment and $Z = 0$ for control), so that $Y^{\text{obs}} := ZY(1) + (1 - Z)Y(0)$ is the observed outcome.

We formalize the concepts of generalization and transportation by defining and comparing the distributions that characterize the study and target populations. Let \mathbb{P} and \mathbb{T} denote the probability measures that characterize \mathcal{P} and \mathcal{T} , with densities $p(\cdot)$ and $t(\cdot)$, respectively.² Also, let \mathcal{P}_1 and \mathcal{P}_0 be the study subpopulations of treated and control units, respectively, with corresponding measures $\mathbb{P}_1 = \mathbb{P}_{\cdot|Z=1}$ and $\mathbb{P}_0 = \mathbb{P}_{\cdot|Z=0}$ and densities $p_1(\cdot)$ and $p_0(\cdot)$.³

¹We assume that the Stable Unit Treatment Value Assumption (SUTVA, Rubin 1980) holds.

²For example, $\mathbb{P}_{\mathbf{X}}$ denotes the probability measure corresponding to the distribution of the covariates in the study population \mathcal{P} . For notational simplicity, we shall omit the subscript, e.g. \mathbf{X} of $\mathbb{P}_{\mathbf{X}}$, when the random variables under consideration are clear from the context.

³More specifically, $\mathbb{P}_{1,(Y(1),Y(0),\mathbf{X})} := \mathbb{P}_{(Y(1),Y(0),\mathbf{X})|Z=1}$ and $\mathbb{P}_{0,(Y(1),Y(0),\mathbf{X})} := \mathbb{P}_{(Y(1),Y(0),\mathbf{X})|Z=0}$.

Table 1: Equivalence between the TATE and other causal estimands.

Estimand	Definition	Target Distribution
Population Average Treatment Effect	$\text{PATE} = \mathbb{E}_{\mathbb{P}}[Y(1) - Y(0)]$	$\mathbb{T}_{(Y(1), Y(0), \mathbf{X})} = \mathbb{P}_{(Y(1), Y(0), \mathbf{X})}$
Population Average Treatment Effect for the Treated	$\text{PATT} = \mathbb{E}_{\mathbb{P}}[Y(1) - Y(0) Z = 1]$	$\mathbb{T}_{(Y(1), Y(0), \mathbf{X})} = \mathbb{P}_{1, (Y(1), Y(0), \mathbf{X})}$
Population Average Treatment Effect for the Controls	$\text{PATC} = \mathbb{E}_{\mathbb{P}}[Y(1) - Y(0) Z = 0]$	$\mathbb{T}_{(Y(1), Y(0), \mathbf{X})} = \mathbb{P}_{0, (Y(1), Y(0), \mathbf{X})}$
Weighted Average Treatment Effect	$\text{WATE} = \frac{\mathbb{E}_{\mathbb{P}}[h(\mathbf{X})\{Y(1) - Y(0)\}]}{\mathbb{E}_{\mathbb{P}}[h(\mathbf{X})]}$	$t(y(1), y(0), \mathbf{x}) = p(y(1), y(0), \mathbf{x}) \frac{h(\mathbf{x})}{\mathbb{E}_{\mathbb{P}}[h(\mathbf{X})]}$

The estimand of primary interest is the target average treatment effect (TATE; Kern et al. 2016), which is defined as

$$\text{TATE} := \mathbb{E}_{\mathbb{T}}[Y(1) - Y(0)] \quad (1)$$

$$= \int \{y(1) - y(0)\} d\mathbb{T}_{(Y(1), Y(0))}(y(1), y(0))$$

$$= \int \int \{y(1) - y(0)\} \times t(y(1), y(0)) dy(1) dy(0). \quad (2)$$

In other words, the TATE is the average treatment effect in the target population \mathcal{T} . For certain choices of \mathcal{T} , the TATE equates to other common estimands in causal inference, such as the population average treatment effect (PATE). See Table 1 for details and examples of other estimands.⁴

2.2 Assumptions and identification

The TATE can be nonparametrically identified in both randomized experiments and observational studies under the following conditions.

Assumption 1 (Identification of the TATE).

- (a) *Common support of \mathbf{X} across treatment groups:* $\text{Supp}(\mathbb{P}_{1, \mathbf{X}}) = \text{Supp}(\mathbb{P}_{0, \mathbf{X}})$, i.e., $0 <$

⁴In Table 1, $\text{WATE} = \text{PATE}$ for $h(\mathbf{x}) = 1$; $\text{WATE} = \text{PATT}$ for $h(\mathbf{x}) = e(\mathbf{x})$, where $e(\mathbf{x}) = \mathbb{P}_{\mathbb{P}}(Z = 1 | \mathbf{X} = \mathbf{x})$ is the propensity score. Also, for $h(\mathbf{x}) = e(\mathbf{x})\{1 - e(\mathbf{x})\}$, the WATE is equivalent to the estimand targeted by the overlap weights (Li et al. 2018).

$\mathbb{P}(Z = 1|\mathbf{X} = \mathbf{x}) < 1$ for all $\mathbf{x} \in \text{Supp}(\mathbb{P}_{\mathbf{X}})$.

(b) *Conditional exchangeability across treatment groups given \mathbf{X}* : $\mathbb{P}_{1,(Y(1),Y(0))|\mathbf{X}} = \mathbb{P}_{0,(Y(1),Y(0))|\mathbf{X}}$.

In randomized experiments, this is achieved marginally and by design.

(c) *Common support of \mathbf{X} across the study and target populations*: $\text{Supp}(\mathbb{P}_{\mathbf{X}}) = \text{Supp}(\mathbb{T}_{\mathbf{X}})$.

(d) *Conditional exchangeability across the study and target populations given \mathbf{X}* : $\mathbb{T}_{(Y(1),Y(0))|\mathbf{X}} = \mathbb{P}_{(Y(1),Y(0))|\mathbf{X}}$.

Assumptions 1(a) and 1(b) refer to the positivity and unconfoundedness assumptions in observational studies, respectively (Rosenbaum and Rubin 1983). In randomized experiments, these two assumptions hold by design. Assumptions 1(c) and 1(d) are their analogs for generalization and transportation problems. Assumptions 1(a) and 1(c) jointly imply common support of \mathbf{X} across the two treatment groups and the target population, denoted by \mathcal{X} . Similarly, Assumptions 1(b) and 1(d) jointly imply that the conditional distributions of the potential outcomes given the covariates are exchangeable across the treatment groups and the target population.⁵ In particular, by Assumption 1(d), controlling for the observed covariates is sufficient to remove differences in potential outcome distributions between the study and the target populations. Importantly, because Assumptions 1(c) and 1(d) are based completely on the distributions of $(Y(1), Y(0), \mathbf{X})$ in the study and the target populations, they can pertain to a variety of generalization and transportation settings. These include those where the study and target populations are disjoint (e.g., transportation) and those where the study population is nested within the target (e.g., generalization); see Table 1.

⁵We can weaken Assumption 1(b) to only require $\mathbb{E}_{\mathbb{P}_1}[Y(z)|\mathbf{X}] = \mathbb{E}_{\mathbb{P}_0}[Y(z)|\mathbf{X}]$, $z \in \{0, 1\}$, i.e., conditional mean exchangeability of the potential outcomes across treatment groups. Also, we can weaken Assumption 1(d) to require $\mathbb{E}_{\mathbb{T}}[Y(1) - Y(0)|\mathbf{X}] = \mathbb{E}_{\mathbb{P}}[Y(1) - Y(0)|\mathbf{X}]$, i.e., conditional mean exchangeability of the treatment effect across the study and target populations. In this paper, we consider somewhat stronger assumptions as they allow us to identify general features of the distributions of the potential outcomes in the target population, e.g., $\mathbb{E}_{\mathbb{T}}[g(Y(z))]$, $z \in \{0, 1\}$, and $\tilde{g}(\mathbb{E}_{\mathbb{T}}[Y(1)], \mathbb{E}_{\mathbb{T}}[Y(0)])$ for measurable functions $g(\cdot)$ and $\tilde{g}(\cdot)$.

Under Assumption 1, the TATE can be identified and estimated by weighting. For each treatment group, these weights are constructed by taking the ratio of the joint density of the covariates in the target population to their joint density in the treatment group, akin to importance sampling. This ensures that the weighted joint distribution of the covariates in each group equals the unweighted joint distribution in the target population. By Assumption 1, equality in covariate distributions is sufficient to ensure equality in the joint distribution of $Y(1)$ and $Y(0)$, enabling identification of the TATE.

More formally, by Assumption 1, we can write

$$\mathbb{E}_{\mathbb{T}}[Y(1)] = \mathbb{E}_{\mathbb{P}_1} \left[Y^{\text{obs}} \frac{t(\mathbf{X})}{p_1(\mathbf{X})} \right] = \frac{\mathbb{E}_{\mathbb{P}_1} \left[\frac{t(\mathbf{X})}{e(\mathbf{X})p(\mathbf{X})} Y^{\text{obs}} \right]}{\mathbb{E}_{\mathbb{P}_1} \left[\frac{t(\mathbf{X})}{e(\mathbf{X})p(\mathbf{X})} \right]}, \quad (3)$$

where $e(\mathbf{x}) := \Pr_{\mathbb{P}}[Z = 1 | \mathbf{X} = \mathbf{x}]$ is the propensity score. By similar calculations for $\mathbb{E}_{\mathbb{T}}[Y(0)]$, we can identify and provide a weighting representation of the TATE as

$$\text{TATE} = \frac{\mathbb{E}_{\mathbb{P}_1} \left[\frac{t(\mathbf{X})}{e(\mathbf{X})p(\mathbf{X})} Y^{\text{obs}} \right]}{\mathbb{E}_{\mathbb{P}_1} \left[\frac{t(\mathbf{X})}{e(\mathbf{X})p(\mathbf{X})} \right]} - \frac{\mathbb{E}_{\mathbb{P}_0} \left[\frac{t(\mathbf{X})}{\{1-e(\mathbf{X})\}p(\mathbf{X})} Y^{\text{obs}} \right]}{\mathbb{E}_{\mathbb{P}_0} \left[\frac{t(\mathbf{X})}{\{1-e(\mathbf{X})\}p(\mathbf{X})} \right]}. \quad (4)$$

This suggests using a Hájek-type estimator for the TATE by replacing expectations with sample means and $t(\mathbf{X})$, $e(\mathbf{X})$, and $p(\mathbf{X})$ with estimates $\hat{t}(\mathbf{X})$, $\hat{e}(\mathbf{X})$, and $\hat{p}(\mathbf{X})$.

In some settings, the study population \mathcal{P} is nested within a larger population \mathcal{Q} (i.e., $\mathcal{P} \subset \mathcal{Q}$). This occurs when, for example, a randomized trial is conducted in a subsample from a larger cohort, perhaps due to budgetary constraints. When the target population is the entire cohort (i.e., $\mathcal{T} = \mathcal{Q}$), as in generalization, letting D be the study selection indicator (i.e., $D = 1$ if the unit is selected into the study population and $D = 0$ otherwise), the ratio $t(\mathbf{x})/p(\mathbf{x})$ becomes $P_{\mathbb{Q}}(D = 1)/\pi(\mathbf{x})$, where $\pi(\mathbf{x}) = P_{\mathbb{Q}}(D = 1 | \mathbf{X} = \mathbf{x})$. Identification formula 4, then, equates to the inverse probability (IP) weighting representation for generalization (Dahabreh

et al. 2019):

$$\text{TATE} = \frac{\mathbb{E}_{\mathbb{P}_1} \left[\frac{1}{e(\mathbf{X})\pi(\mathbf{X})} Y^{\text{obs}} \right]}{\mathbb{E}_{\mathbb{P}_1} \left[\frac{1}{e(\mathbf{X})\pi(\mathbf{X})} \right]} - \frac{\mathbb{E}_{\mathbb{P}_0} \left[\frac{1}{\{1-e(\mathbf{X})\}\pi(\mathbf{X})} Y^{\text{obs}} \right]}{\mathbb{E}_{\mathbb{P}_0} \left[\frac{1}{\{1-e(\mathbf{X})\}\pi(\mathbf{X})} \right]}. \quad (5)$$

When the target population is the part of the cohort that is not included in the study (i.e., $\mathcal{T} = \mathcal{Q} \setminus \mathcal{P}$), as in transportability, we have the inverse odds (IO) weighting representation for transportation (Westreich et al. 2017):

$$\text{TATE} = \frac{\mathbb{E}_{\mathbb{P}_1} \left[\frac{1-\pi(\mathbf{X})}{e(\mathbf{X})\pi(\mathbf{X})} Y^{\text{obs}} \right]}{\mathbb{E}_{\mathbb{P}_1} \left[\frac{1-\pi(\mathbf{X})}{e(\mathbf{X})\pi(\mathbf{X})} \right]} - \frac{\mathbb{E}_{\mathbb{P}_0} \left[\frac{1-\pi(\mathbf{X})}{\{1-e(\mathbf{X})\}\pi(\mathbf{X})} Y^{\text{obs}} \right]}{\mathbb{E}_{\mathbb{P}_0} \left[\frac{1-\pi(\mathbf{X})}{\{1-e(\mathbf{X})\}\pi(\mathbf{X})} \right]}. \quad (6)$$

3 Methods

3.1 Weighting in one step

Typically, both IP and IO weighting are two-step processes. In the first step, the treatment groups are weighted by the inverses of the estimated propensity scores to represent the study population, and in the second step, they are reweighted by the inverses of the estimated probabilities (or odds) of study selection to represent the target population. In practice, one often fits separate models for $e(\mathbf{x})$ and $\pi(\mathbf{x})$ and then multiplies the inverses (or functions) of the estimated probabilities to obtain the final weights. We call this the two-step modeling weights method (2MW). In observational studies with limited overlap between the treatment groups, the first-stage weights (i.e., $1/\hat{e}(\mathbf{X})$ or $1/(1 - \hat{e}(\mathbf{X}))$) can be highly variable and extreme, and similarly for the second-stage weights (i.e., $1/\hat{\pi}(\mathbf{X})$ or $(1 - \hat{\pi}(\mathbf{X}))/\hat{\pi}(\mathbf{X})$) when there is limited overlap between the study sample and the target. Multiplying the weights can magnify these issues, which can lead to highly unstable estimators of treatment effects (see, e.g., Kang and Schafer 2007). Additionally, the 2MW weights may not produce sufficient covariate balance in each treatment group relative to the target population, which can lead to bias in the estimators.

To address these issues, we propose and formalize weighting methods that weight and balance each treatment group in one step. As alluded to in Section 2.2, the main goal of weighting for generalization and transportation is to create weighted treatment and control groups that represent the target population of interest. Thus, it is perhaps more intuitive to think of weighting each group directly towards the target population, as opposed to taking a detour to the study population first and then redirecting towards the target population. In what follows, we provide a formal justification of the one-step weighting approach by deriving the bias and variance of a generic Hájek estimator of the TATE.

For $z \in \{0, 1\}$, let $m_z(\mathbf{x}) := \mathbb{E}_{\mathbb{P}}[Y(z)|\mathbf{X} = \mathbf{x}]$ be the conditional mean function of $Y(z)$ given $\mathbf{X} = \mathbf{x}$. By Assumption 1(d), $m_z(\mathbf{x}) = \mathbb{E}_{\mathbb{T}}[Y(z)|\mathbf{X} = \mathbf{x}]$, so $\mathbb{E}_{\mathbb{T}}[Y(z)] = \mathbb{E}_{\mathbb{T}}[m_z(\mathbf{X})]$. By Assumption 1(b), for normalized weights w_i , the bias of the Hájek-type weighted estimator $\sum_{i:Z_i=z} w_i Y_i^{\text{obs}}$ as an estimator of $\mathbb{E}_{\mathbb{T}}[Y(z)]$ can be written as

$$\mathbb{E}_{\mathbb{P}} \left[\sum_{i:Z_i=z} w_i Y_i^{\text{obs}} \right] - \mathbb{E}_{\mathbb{T}}[Y(z)] = \mathbb{E}_{\mathbb{P}} \left[\sum_{i:Z_i=z} w_i m_z(\mathbf{X}_i) - \mathbb{E}_{\mathbb{T}}[m_z(\mathbf{X})] \right]. \quad (7)$$

Equation 7 indicates that the weights that exactly balance the mean of $m_z(\mathbf{x})$ in treatment group $Z = z$ relative to $\mathbb{E}_{\mathbb{T}}[m_z(\mathbf{X})]$ completely remove the bias of $\sum_{i:Z_i=z} w_i Y_i^{\text{obs}}$ as an estimator of $\mathbb{E}_{\mathbb{T}}[Y(z)]$. In practice, $m_z(\mathbf{x})$ is rarely known, and we seek weights that balance a sufficiently rich collection of covariate functions (e.g., main terms and two-way interactions). For example, if $m_z(\mathbf{x})$ is linear in \mathbf{x} , it suffices to balance the means of the covariates in group $Z = z$ relative to the target population. See Ben-Michael et al. (2021) for more complete discussion. Also, if we have access only to a random sample from the target population, the weighted estimator remains unbiased if we instead balance toward the *target sample mean* of $m_z(\mathbf{X})$.

As discussed earlier, the 2MW weights can suffer from instability due to their multiplicative structure, which adversely affects the variance of the weighted estimator. This suggests seeking weights that simultaneously balance covariates while also having a small variance.

More formally, assuming homoskedasticity of the potential outcomes, i.e., $\text{Var}_{\mathbb{P}}(Y(z)|\mathbf{X} = \mathbf{x}) = \sigma_z^2$ (for $z \in \{0, 1\}$, for all $\mathbf{x} \in \mathcal{X}$), we can compute the conditional variance of the weighted estimator as

$$\text{Var}_{\mathbb{P}} \left(\sum_{i:Z_i=z} w_i Y_i^{\text{obs}} \middle| \mathbf{X}, \mathbf{Z} \right) = \sigma_z^2 \left(\sum_{i:Z_i=z} w_i^2 \right). \quad (8)$$

Equation 8 suggests that in order to obtain a stable Hájek estimator, it is crucial to have a set of weights with small L_2 norm. When the weights are normalized within each group, having small L_2 norm is equivalent to having small variance. Taken together, equations 7 and 8 suggest the use of one-step balancing weights of small L_2 norm that balance the conditional mean functions $m_1(\mathbf{x})$ and $m_0(\mathbf{x})$ towards the target population of interest, and this guides our approach.

3.2 Balancing towards the target population

In this section, we formally describe our proposed weighting method, termed the one-step balancing weights method (1BW). Building on the minimal weights of Wang and Zubizarreta (2020), we obtain the one-step balancing weights by solving a convex optimization problem in each treatment group separately. More formally, the weights $\hat{\mathbf{w}}^{1\text{BW}}$ in treatment group $Z = z$ ($z \in \{0, 1\}$) are given by

$$\underset{\mathbf{w}}{\text{argmin}} \left\{ \sum_{i:Z_i=z} \psi(w_i) : \left| \sum_{i:Z_i=z} w_i B_k(\mathbf{X}_i) - \bar{B}_k^* \right| \leq \delta_k, \ k = 1, 2, \dots, K; \sum_{i:Z_i=z} w_i = 1 \right\}. \quad (9)$$

In (9), we minimize $\sum_{i:Z_i=z} \psi(w_i)$, where ψ is a sufficiently smooth convex function. In view of Equation 8, we recommend setting $\psi(w) \propto w^2$, which amounts to minimizing the L_2 norm (and for normalized weights, the variance) of the weights (Zubizarreta 2015). The objective function is minimized subject to a normalization constraint and K balancing constraints. Each balancing constraint enforces approximate balance (within a pre-specified level, or threshold δ_k) between the weighted mean of the basis function $B_k(\mathbf{X})$ in treatment group

$Z = z$ and its mean in the target population (or its mean in a random sample from the target population) \bar{B}_k^* .

Inputs to (9) include the vectors $\bar{\mathbf{B}}^* = (\bar{B}_1^*, \dots, \bar{B}_K^*)^T$, the covariate profile of the target population (Chattopadhyay and Zubizarreta 2021, Cohn and Zubizarreta 2022), and $\boldsymbol{\delta} = (\delta_1, \dots, \delta_K)^T$, the level of tolerated imbalances after weighting. The profile is typically chosen based on substantive knowledge about the basis functions $\{\mathbf{B}_k(\cdot)\}_{k=1}^K$ that determine $m_1(\cdot)$ and $m_0(\cdot)$. This construction is general, and the basis functions can include complex higher order transformations of the covariates. In theory, the choice of $B_k(\cdot)$ is governed by flexible basis expansions of $m_1(\cdot)$ and $m_0(\cdot)$ that can uniformly approximate these mean functions in large samples (see Section 4.2).

The tuning parameter $\boldsymbol{\delta}$ governing the degree of approximate balance can be chosen based on substantive knowledge or in a data-driven way, e.g., by using the bootstrap-based tuning algorithms in Wang and Zubizarreta (2020) or Chattopadhyay et al. (2020). In practice, we also recommend adding a non-negativity constraint (i.e., $w_i \geq 0 \forall i : Z_i = z$) to avoid extrapolation and ensure sample-boundedness of the resulting Hájek estimator (see, e.g., Robins et al. 2007, Chattopadhyay et al. 2020).

To summarize, in 1BW the weights are obtained by directly balancing the treatment groups relative to the target population in one step, while minimizing their dispersion. Therefore, by construction, the weighted treatment and control groups will be balanced towards the target population with weights that produce an estimator that is as stable as possible (subject to the balancing constraints).

When there is limited overlap between a treatment group and the target population, the optimization problem for 1BW may be infeasible. In this case, the infeasibility certificate can serve as a diagnostic for investigators to recognize that achieving sufficient in-sample balance may not be possible in the data at hand without allowing for extrapolation. Moreover, unlike IP and IO weighting, 1BW does not require unit-level information from the target popu-

lation, which may be unavailable, e.g., for confidentiality reasons. Rather, it only requires information on the target profile $\overline{\mathbf{B}}^*$. Finally, 1BW is directly applicable to any generalization and transportation setting, including those where study and target populations are disjoint and those where they overlap.

4 Formal properties

In this section, we discuss the formal properties of one-step balancing weights in both finite samples and asymptotic regimes. For the former, we establish an equivalence between one-step balancing weights and both IP and IO modeling weights using the dual of the optimization problem in (9). For the latter, we leverage this equivalence to show that the resulting Hájek estimator is consistent for the TATE, under suitable conditions. In parallel, we also prove consistency of the estimator by leveraging the balancing properties of the one-step balancing weights. Combining these two results, we show that the estimator is doubly and multiply robust. Finally, we show the estimator is asymptotically Normal and achieves the semiparametric efficiency bound for the TATE.

4.1 Connection to IP weighting

In this section, we formally discuss the equivalence between one-step balancing weights and IP modeling weights, as introduced in Section 2.2.⁶ Throughout this section, we consider generalization in the nested study setting, because traditional IP weighting methods have only been developed for settings with a formal study selection process and selection indicator variable. Here, the study population \mathcal{P} is nested within the target population \mathcal{T} , with D indicating selection from \mathcal{T} into \mathcal{P} . We assume that the study sample of size n is nested within a random sample of size n^* from \mathcal{T} . For a unit in group $Z = z$ with covariate vector \mathbf{x} , let $\hat{w}^{1BW}(\mathbf{x})$ and $w^{IPW}(\mathbf{x})$ be its one-step balancing weight and the true IP weight, respectively, where the one-step balancing weights are obtained via (9).

⁶See the Supplementary Materials for a similar discussion on IO weights.

In Theorem 4.1, we show that the one-step balancing weights estimate the IP weights under a specific functional form of the IP weights and a loss function. Theorem 4.1 generalizes the results of Wang and Zubizarreta (2020) and Chattopadhyay et al. (2020), where similar connections between minimal and IP weights have been established in missing data and causal inference settings, respectively.

Theorem 4.1 (One-step balancing weights as estimated IP weights).

- (a) The dual problem of (9) is equivalent to the empirical loss minimization problem with L_1 regularization:

$$\underset{\boldsymbol{\lambda}}{\text{minimize}} \quad \frac{1}{n^*} \sum_{i=1}^{n^*} \left[-n^* \mathbb{1}(Z_i = z) D_i \rho(\mathbf{B}(\mathbf{X}_i)^\top \boldsymbol{\lambda}) + \mathbf{B}(\mathbf{X}_i)^\top \boldsymbol{\lambda} \right] + |\boldsymbol{\lambda}|^\top \boldsymbol{\delta}, \quad (10)$$

where $\boldsymbol{\lambda}$ is a $K \times 1$ vector of dual variables corresponding to the K balancing constraints, $|\boldsymbol{\lambda}|$ is the vector of component-wise absolute values of $\boldsymbol{\lambda}$, and $\rho(t) = \frac{t}{n^*} - t(h')^{-1}(t) - h((h')^{-1}(t))$, with $h(t) = \psi(\frac{1}{n^*} - t)$.

- (b) If $\hat{\mathbf{w}}^{\text{1BW}}$ and $\boldsymbol{\lambda}_z^\dagger$ are solutions to the primal and dual forms of (9), respectively, then for $i : Z_i = z$,

$$\hat{w}_i^{\text{1BW}} = \rho'(\mathbf{B}(\mathbf{X}_i)^\top \boldsymbol{\lambda}_z^\dagger). \quad (11)$$

- (c) If $\tilde{\boldsymbol{\lambda}}_z \in \underset{\boldsymbol{\lambda}}{\text{argmin}} \mathbb{E}_{\mathbb{T}}[-n^* \mathbb{1}(Z_i = z) D_i \rho\{\mathbf{B}(\mathbf{X}_i)^\top \boldsymbol{\lambda} + \mathbf{B}(\mathbf{X}_i)^\top \boldsymbol{\lambda} | \mathbf{X}_i = \mathbf{x}\}]$, then $\tilde{\boldsymbol{\lambda}}_z$ satisfies

$$\rho'(\mathbf{B}(\mathbf{x})^\top \tilde{\boldsymbol{\lambda}}_z) = \frac{1}{n^* \pi(\mathbf{x}) \mathbb{P}_{\mathbb{P}}(Z_i = z | \mathbf{X}_i = \mathbf{x})} = \frac{1}{n^*} w^{\text{IPW}}(\mathbf{x}). \quad (12)$$

Parts (a) and (b) of Theorem 4.1 provide an alternative approach to obtain the one-step balancing weights via the dual form of the optimization problem in (9), and part (c) links the form of the dual objective to IP weighting. Formally, suppose the true IP weights in group $Z = z$ have the functional form $w^{\text{IPW}}(\mathbf{x}) = n^* \rho'(\mathbf{B}(\mathbf{x})^\top \boldsymbol{\lambda})$ for some parameter $\boldsymbol{\lambda}$, and we estimate $\boldsymbol{\lambda}$ by minimizing the regularized empirical loss function in (10). Equation 11 implies

that the resulting estimated IP weights are proportional to the one-step balancing weights in the sense that $\hat{w}_i^{\text{IPW}} = n^* \hat{w}_i^{\text{1BW}}$. Importantly, estimation of the IP weights here does not involve separate specifications of the treatment assignment and the study selection models, as in the 2MW approach. Theorem 4.1 thus shows that the 1BW approach is equivalent to a one-step estimation approach of the IP weights via a loss function that directly addresses covariate balance relative to the target and simultaneously ensures that the weights are less dispersed.

4.2 Asymptotic properties

The equivalence in Theorem 4.1 allows us to establish several asymptotic properties of the one-step balancing weights and their resulting estimators. Under suitable conditions, the one-step balancing weights, scaled appropriately, converge uniformly to the true IP weights. We present the main conditions in Assumption 2 and other more technical conditions in Assumption 4 in the Supplementary Materials.

Assumption 2.

- (a) The true IP weights for group $Z = z$ satisfy $w^{\text{IPW}}(\mathbf{x}) = n^* \rho'\{g_z^*(\mathbf{x})\}$ for all $\mathbf{x} \in \mathcal{X}$, for some smooth function $g_z^*(\cdot)$.
- (b) There exists $\boldsymbol{\lambda}_{1z}^* \in \mathbb{R}^K$ and $r_z > 1$ such that $\sup_{\mathbf{x} \in \mathcal{X}} |g_z^*(\mathbf{x}) - \mathbf{B}(\mathbf{x})^\top \boldsymbol{\lambda}_{1z}^*| = O(K^{-r_z})$.
- (c) There exist constants c_1 and c_2 with $c_1 < c_2 < 0$ such that $c_1 \leq n^* \rho''(v) \leq c_2$ for all v in a neighborhood of $\mathbf{B}(\mathbf{x})^\top \boldsymbol{\lambda}_{1z}^*$.

Assumption 2(a) posits a functional form for the true IP weights via the $\rho(\cdot)$ function of the dual problem in (10) and a smooth function $g_z^*(\cdot)$. Assumption 2(b) states that $g_z^*(\cdot)$ can be uniformly well-approximated by the vector of basis functions $\mathbf{B}(\cdot)$. Akin to nonparametric sieve estimation (Andrews 1991, Newey 1997; see also Fan et al. 2016), here the number of basis functions K grows with n^* . Hence, Assumption 2(b) is not so restrictive as $g_z^*(\cdot)$ can

flexibly incorporate a large number of complex basis functions, including interactions and higher order transformations of the covariates. In particular, Assumption 2(b) is satisfied in the parametric case when $g_z^*(\cdot)$ is a linear combination of a finite number of basis functions in $\mathbf{B}(\cdot)$. Assumption 2(c) is a technical requirement that bounds the derivative of the IP weight function $\rho'(\cdot)$. Under these assumptions, Theorem 4.2 establishes the consistency of the one-step balancing weights for the true IP weights.

Theorem 4.2 (Uniform convergence of the one-step balancing weights). Under assumptions 1, 2, and 4, the one-step balancing weights in group $Z = z \in \{0, 1\}$ satisfy

$$\sup_{\mathbf{x} \in \mathcal{X}} |n^* \hat{w}^{\text{1BW}}(\mathbf{x}) - w^{\text{IPW}}(\mathbf{x})| = O_P \left(K^{\frac{3}{4}} \sqrt{\frac{\log K}{n^*}} + K^{1-r_z} \right) = o_P(1). \quad (13)$$

Importantly, this result implies that the Hájek estimator $\sum_{i:Z_i=z} \hat{w}_i^{\text{1BW}} Y_i^{\text{obs}}$ is consistent for $\mathbb{E}_{\mathbb{T}}[Y(z)]$.

We can also show consistency of the Hájek estimator by focusing on the model for the potential outcomes rather than the model for the true IP weights. To this end, consider the following assumption.

Assumption 3. The conditional mean function of the potential outcome under treatment $Z = z$ satisfies $\sup_{\mathbf{x} \in \mathcal{X}} |m_z(\mathbf{x}) - \mathbf{B}(\mathbf{x})^\top \boldsymbol{\lambda}_{2z}^*| = O(K^{-s_z})$ for some $\boldsymbol{\lambda}_{2z}^* \in \mathbb{R}^K$ and $s_z > \frac{3}{4}$, with $\|\boldsymbol{\lambda}_{2z}^*\|_2 \|\boldsymbol{\delta}\|_2 = o(1)$.

Assumption 3 states that the conditional mean function $m_z(\cdot)$ can be uniformly well-approximated by the vector of basis functions $\mathbf{B}(\cdot)$ (i.e., the one-step balancing weights balance the appropriate covariate functions). In particular, it is satisfied when $m_z(\cdot)$ is a linear combination of the functions in $\mathbf{B}(\cdot)$. The condition $\|\boldsymbol{\lambda}_{2z}^*\|_2 \|\boldsymbol{\delta}\|_2 = o(1)$ is a technical requirement that ensures that the coefficients of $\mathbf{B}(\cdot)$ do not dominate the overall degree of approximate balance as the number of basis functions goes to infinity.

With these two ways of showing convergence, Theorem 4.3 provides multiple consistency

conditions for the 1BW Hájek estimator of the TATE.

Theorem 4.3 (Consistency of the 1BW Hájek estimator). Under Assumptions 1 and 4, the 1BW Hájek estimator $\sum_{i:Z_i=1} \hat{w}_i^{1BW} Y_i^{\text{obs}} - \sum_{i:Z_i=0} \hat{w}_i^{1BW} Y_i^{\text{obs}}$ is consistent for the TATE if any of the following conditions hold.

- (a) The IP weights $w^{\text{IPW}}(\mathbf{x})$ in the treatment and control groups satisfy Assumption 2.
- (b) The conditional mean functions for the treatment and control potential outcomes $m_z(\mathbf{x})$ satisfy Assumption 3.
- (c) The IP weights $w^{\text{IPW}}(\mathbf{x})$ in the treatment group satisfy Assumption 2 and the conditional mean function of the potential outcome under control $m_0(\mathbf{x})$ satisfies Assumption 3.
- (d) The IP weights $w^{\text{IPW}}(\mathbf{x})$ in the control group satisfy Assumption 2 and the conditional mean function of the potential outcome under treatment $m_1(\mathbf{x})$ satisfies Assumption 3.

Thus, the 1BW Hájek estimator admits multiple consistency conditions, where each condition requires adequate approximation of the implied models for the IP weights, the potential outcomes, or a combination of the two. In this sense, Theorem 4.3 connects this estimator to other doubly and multiply robust estimators in causal inference (Robins et al. 1994). Additionally, because Assumption 3 is agnostic to the existence of a study selection indicator, consistency can hold in more general transportation settings than just in the nested design (i.e., if condition (b) of Theorem 4.3 holds). Finally, if both Assumptions 2 and 3 hold, then under some additional technical conditions (see Assumptions 4 and 5 in the Supplementary Materials), the estimator is asymptotically Normal and semiparametrically efficient for the TATE (Robins and Rotnitzky 1995; see also Dahabreh et al. 2019). Theorem 4.4 formalizes this result.

Theorem 4.4 (Asymptotic Normality and semiparametric efficiency of the 1BW Hájek esti-

mator). Under Assumptions 1-5, the Hájek estimator $\hat{\tau} = \sum_{i:Z_i=1} \hat{w}_i^{1BW} Y_i^{\text{obs}} - \sum_{i:Z_i=0} \hat{w}_i^{1BW} Y_i^{\text{obs}}$ satisfies

$$\sqrt{n^*}(\hat{\tau} - \text{TATE}) \xrightarrow[n^* \rightarrow \infty]{\mathcal{L}} \mathcal{N}(0, V),$$

where $V = \mathbb{E}_{\mathbb{T}} \left[\frac{\sigma_1^2(\mathbf{X})}{\pi(\mathbf{X})e(\mathbf{X})} + \frac{\sigma_0^2(\mathbf{X})}{\pi(\mathbf{X})\{1-e(\mathbf{X})\}} + (m_1(\mathbf{X}) - m_0(\mathbf{X}) - \text{TATE})^2 \right]$ is the semiparametric efficiency bound for the TATE and $\sigma_z^2(\mathbf{x}) = \text{Var}_{\mathbb{T}}(Y(z)|\mathbf{X} = \mathbf{x})$ for $z \in \{0, 1\}$.

5 A simulation study

We evaluate the performance of 1BW in a simulation study based on the design by Kang and Schafer (2007). Our setting is the nested design described in Sections 2.2 and 4.1 with $n^* = 1000$. There are four latent covariates, $C_1, C_2, C_3, C_4 \stackrel{iid}{\sim} \mathcal{N}(0, 1)$ and four observed covariates, $X_1 = e^{\frac{C_1}{2}}, X_2 = \frac{C_2}{1+e^{C_1}} + 10, X_3 = (\frac{C_1 C_3}{25} + 0.6)^3, X_4 = (C_2 + C_4 + 20)^2$. The true model for the probability of selection into the study is

$$P(D = 1|\mathbf{C}) = \text{expit}(-C_1 + 0.5C_2 - 0.25C_3 - 0.1C_4), \quad (14)$$

which implies that, marginally, $P(D = 1) = 0.5$. We consider two settings corresponding to a randomized experiment with $P(Z = 1|\mathbf{C}) = 0.5$ and an observational study with $P(Z = 1|\mathbf{C}) = \text{expit}(C_1 + 2C_2 - 2C_3 - C_4)$. In each setting, there is one potential outcome model under control $Y(0) = 210 + 27.4C_1 + 13.7C_2 + 13.7C_3 + 13.7C_4 + \epsilon_0$, where $\epsilon_0 \sim \mathcal{N}(0, 5^2)$, and three potential outcome models under treatment:

- Model 1: $Y(1) = 210 + 27.4C_1 + 13.7C_2 + 13.7C_3 + 13.7C_4 + \epsilon_1$;
- Model 2: $Y(1) = 210 + 41.1C_1 + 13.7C_2 + 13.7C_3 + 13.7C_4 + \epsilon_1$;
- Model 3: $Y(1) = 210 + 41.1C_1 + 13.7C_2 + 27.4C_3 + 27.4C_4 + \epsilon_1$;

where $\epsilon_1 \sim \mathcal{N}(0, 5^2)$, implying $\text{TATE} = 0$ in all cases. However, the degree of treatment effect heterogeneity varies across the models, such that the conditional average treatment effects $\text{CATE}(\mathbf{c}) = \mathbb{E}_{\mathbb{T}}[Y(1) - Y(0)|\mathbf{C} = \mathbf{c}]$ are:

- Model 1: $\text{CATE}(\mathbf{c}) = 0$;
- Model 2: $\text{CATE}(\mathbf{c}) = 13.7c_1$;
- Model 3: $\text{CATE}(\mathbf{c}) = 13.7c_1 + 13.7c_2 + 13.7c_3$.

We compare three versions of 1BW to three versions of 2MW. For both the randomized and observational studies, the 1BW versions are:

- 1BW 1: mean balance for X_1 ;
- 1BW 2: mean balance for X_1, X_2, X_3, X_4 ;
- 1BW 3: mean balance for C_1, C_2, C_3, C_4 .⁷

Finally, the three versions of 2MW use different sets of covariates in a logistic regression for D (for the randomized study) or for D and Z (for the observational study). These are:

- 2MW 1: regress on X_1 ;
- 2MW 2: regress on X_1, X_2, X_3, X_4 ;
- 2MW 3: regress on C_1, C_2, C_3, C_4 .⁸

Here, 1BW 1, 1BW 2, and 1BW 3 can be regarded as the one-step analogs of 2MW 1, 2MW 2, and 2MW 3, respectively. For both the randomized and observational study settings, 2MW 3 correctly models the IP weights as it uses the correct transformations of the covariates along with the correct link function (i.e., logistic). Similarly, 1BW 3 balances the correct transformations of the covariates for the two potential outcome models. Thus, 1BW 3 and 2MW 3 are correctly specified, but the other versions are misspecified.

Table 2 shows the bias and RMSE of the Hájek estimators of the TATE under each weighting method, based on 800 simulations. In terms of bias, the 1BW estimators tend to perform

⁷The degree of imbalance under each of the 1BW methods is selected using a variation of the tuning algorithm in Chattopadhyay et al. 2020, where the imbalance metric is computed relative to the target covariate profile. Also, we minimize the L_2 norm of the weights under each 1BW method.

⁸For both 1BW 3 and 2MW 3, we assume that the latent covariates are observed.

Table 2: Bias and RMSE of the Hájek estimator of the TATE using different weighting methods in both the randomized and observational study settings, across 800 simulations.

	Randomized			Observational		
	Model 1	Model 2	Model 3	Model 1	Model 2	Model 3
Bias						
2MW 1	0.67	3.30	5.02	-9.26	-6.45	-4.77
1BW 1	-0.02	0.53	2.04	-8.62	-8.00	-6.46
2MW 2	0.79	3.59	3.15	-32.12	-27.84	-32.71
1BW 2	-0.03	0.50	-0.43	-17.16	-16.21	-23.97
2MW 3	0.18	0.20	0.14	0.63	0.91	1.05
1BW 3	0.01	-0.03	-0.06	-0.10	-0.04	0.03
RMSE						
2MW 1	17.47	21.80	23.53	22.55	24.76	24.96
1BW 1	2.91	3.17	4.40	9.18	8.64	7.58
2MW 2	19.00	23.70	25.23	42.47	41.44	45.72
1BW 2	2.26	2.53	3.27	17.32	16.38	24.16
2MW 3	4.75	5.58	6.09	9.11	10.59	12.43
1BW 3	0.54	0.70	0.91	0.83	0.90	1.14

better than the corresponding 2MW estimators across the three outcome models, in both the randomized and observational study settings. In the randomized study, the 1BW estimators reduce the absolute bias by 85% in the misspecified cases and by 79% in the correctly specified cases relative to the corresponding 2MW estimators, on average. In the observational study, the biases are typically higher than their experimental counterparts, particularly for the misspecified cases. Here, the 1BW estimators reduce the absolute bias by 10% in the misspecified cases and by 92% in the correctly specified cases relative to the corresponding 2MW estimators, on average. In the correctly specified cases, biases are reduced substantially under 1BW because by construction, 1BW balances the right functions of covariates relative to the target.

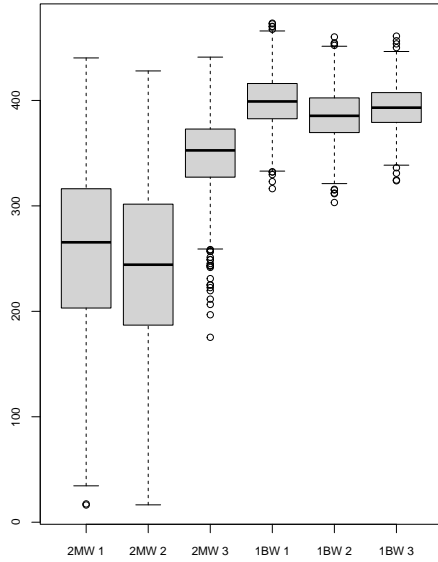
In terms of RMSE, 1BW outperforms 2MW across the three outcome models in both the randomized and observational study settings. In the randomized study, 1BW reduces the RMSE relative to the corresponding 2MW estimators by 86%, on average. In the obser-

vational study, 1BW estimators achieve 70% smaller RMSE relative to the corresponding 2MW estimators, on average. In particular, the RMSEs under the correctly specified 1BW are an order of magnitude smaller than those under the correctly specified 2MW.

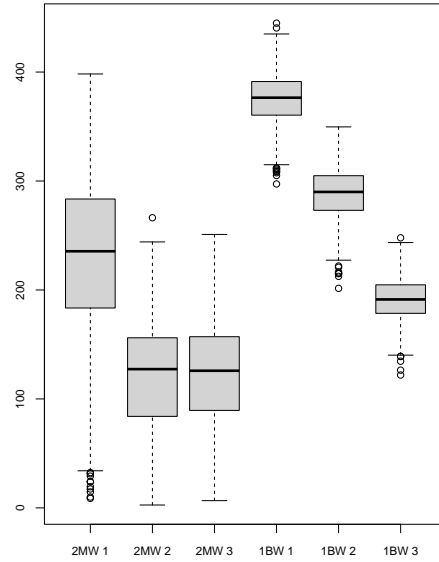
The high discrepancies in RMSE between 1BW and 2MW in both study settings can be partly attributed to the high variability and extremity of the weights under 2MW. Figure 1 illustrates this using boxplots of the distributions of the effective sample sizes and maximum normalized weights across simulations. The effective sample size (ESS) provides a measure of the variance of the weights, where a higher variance of the (normalized) weights corresponds to lower ESS (see, e.g., Chattopadhyay et al. 2020). Similarly, the maximum normalized weight provides a measure of the extremity of the weights.

In the randomized study, 1BW leads to 43% improvement in ESS compared to 2MW on average. In the observational study, the average ESS under each method decreases compared to its experimental counterpart (see Figures 1(a) and (b)). This decrease is explained in part by the reduced overlap between the treatment groups and the target population. In this setting, 1BW leads to an 87% improvement in ESS over 2MW on average, which is more than double its improvement in the randomized study. Here, the multiplicative structure of the two-step weights exacerbates the decrease in ESS relative to the one-step weights. Moreover, in both study settings, the ESS under the misspecified 2MW models gets very close to one (the smallest possible ESS) in certain cases. In the observational study, a similar phenomenon occurs even for the correctly specified 2MW. By contrast, the ESS under 1BW rarely falls below 300 in the randomized study and below 100 in the observational study. Finally, in both study settings, the maximum normalized weights under 2MW tend to be more extreme than those under 1BW (see figures 1(c) and (d)), particularly for the observational study. In some cases, the most extreme normalized weight under 2MW gets very close to one, signifying that nearly all information used to construct the treatment effect estimator comes from a single unit.

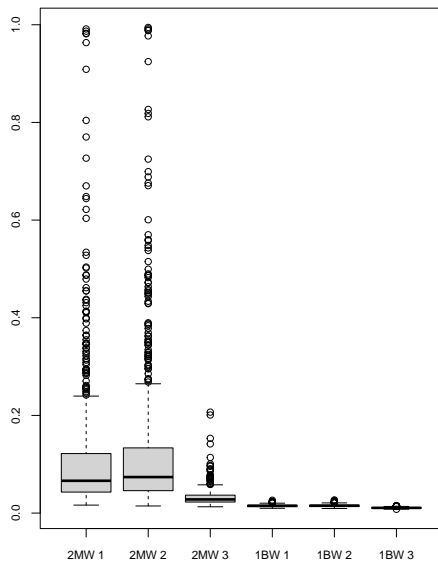
Figure 1: Effective sample sizes (ESS) and maximum normalized weights across weighting methods in both randomized and observational study settings, across 800 simulations.



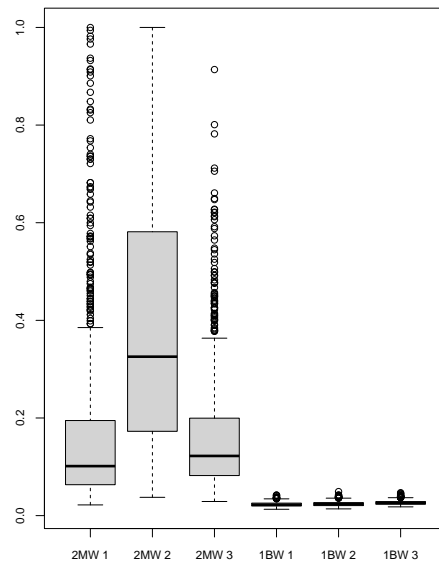
(a) ESS (randomized)



(b) ESS (observational)



(c) Maximum normalized weight (randomized)



(d) Maximum normalized weight (observational)

6 A case study

We illustrate how 1BW can be used to generalize and transport causal effect estimates using data from an experiment on the effects of physician racial diversity on preventive healthcare utilization among Black men in California (Alsan et al. 2019). The study was designed to test whether Black men were more or less likely to take up preventive health services if served by a Black doctor instead of a White doctor. Out of 1,300 Black men recruited to participate, 637 presented to the clinic for screening, resulting in 313 randomized to receive care from a Black doctor and 324 from a White doctor. After meeting with their assigned doctor for an initial consultation, participants could elect to receive any of five preventive health services (four cardiovascular screening services and a flu shot). There are seven outcomes: five corresponding to the selection of each particular service, one measuring the proportion of the cardiovascular services selected, and one measuring the proportion of invasive services (i.e., those requiring a blood sample or an injection) selected.

We estimate effects for three target populations of interest: a high medical mistrust population (defined as the subset of the trial population scoring high on a measure of medical mistrust), the entire recruited population, and White men (defined using the sample of White men erroneously presenting to and randomized at the clinic). Importantly, the validity of inferences for this last population relies on the assumption that the covariate profile is sufficient to characterize any effect modification by race. Table 3 presents the profiles for these target populations.

Figure 2 summarizes the performance of two implementations of 1BW for achieving balance relative to the various target covariate profiles. In all implementations, weights were constrained to be non-negative to avoid extrapolation beyond the support of the observed data. One implementation of 1BW restricts the tolerated post-weighting covariate imbalances to no higher than a constant factor (i.e., 0.05) times each covariate’s standard deviation in the target, and the other implementation uses a variation of the tuning algorithm in Chat-

Table 3: Covariate profiles for the study sample and target populations.

Covariate	Study Sample	Target Populations		
		High Medical Mistrust	Recruited Sample	White Men
ER visits	1.6	1.9	1.4	1.8
Missing (%)	19.8	26.3	19.8	25.0
Nights in hospital	1.3	1.3	1.4	0.1
Missing (%)	19.8	28.3	19.1	25.0
Hospital visits	4.4	3.3	4.3	NA
Missing (%)	29.4	33.3	27.3	NA
Age	44.5	43.5	42.8	42.5
Missing (%)	2.7	2.0	3.5	8.3
Self-rated health (%)				
Good	60.6	56.6	67.0	75.0
Not good	27.8	32.3	22.3	8.3
Missing	11.6	11.1	10.7	16.7
Health problems (%)				
Yes	58.6	62.6	57.0	58.3
No	37.8	36.4	39.5	41.7
Missing	3.6	1.0	3.5	0.0
Medical mistrust (%)				
Low	51.2	0.0	50.5	50.0
Medium	29.2	0.0	29.8	25.0
High	15.5	100.0	15.5	25.0
Missing	4.1	0.0	4.2	0.0
Has PCP (%)				
Yes	52.1	31.3	55.8	25.0
No	32.2	40.4	29.4	41.7
Missing	15.7	28.3	14.8	33.3

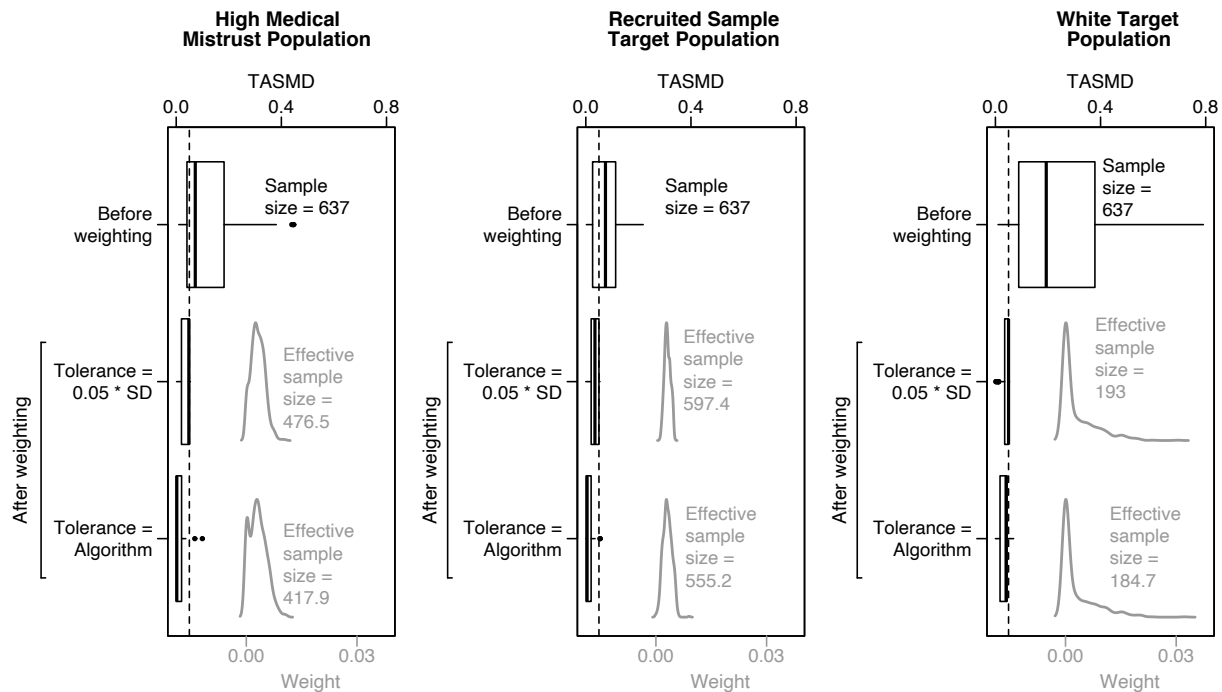
(continued)

Table 3 (continued)

Covariate	Study Sample	Target Populations		
		High Medical Mistrust	Recruited Sample	White Men
Uninsured (%)				
Yes	22.8	24.2	21.8	50.0
No	58.4	50.5	61.7	33.3
Missing	18.8	25.3	16.5	16.7
Married (%)				
Yes	13.8	14.1	16.6	33.3
No	78.2	77.8	76.8	58.3
Missing	8.0	8.1	6.6	8.3
High school education or less (%)				
Yes	54.9	51.5	47.2	50.0
No	32.3	34.3	41.5	41.7
Missing	12.7	14.1	11.3	8.3
Low income (%)				
Yes	40.2	50.5	31.6	25.0
No	49.5	38.4	59.5	75.0
Missing	10.4	11.1	8.9	0.0
Public benefits (%)				
Yes	26.7	14.1	21.8	NA
No	64.8	77.8	71.4	NA
Missing	8.5	8.1	6.8	NA

The White sample that was erroneously randomized was not asked questions about hospital visits and public benefits and hence this profile is “NA” for these covariates. NA = not applicable, ER = emergency room, and PCP = primary care provider.

Figure 2: Distributions of target absolute standardized mean differences (TASMDs) and effective sample sizes for three target populations.



The black vertical dashed line in each plot marks a TASMD of 0.05, signifying the heuristic that a TASMD < 0.05 indicates good balance. SD = standard deviation.

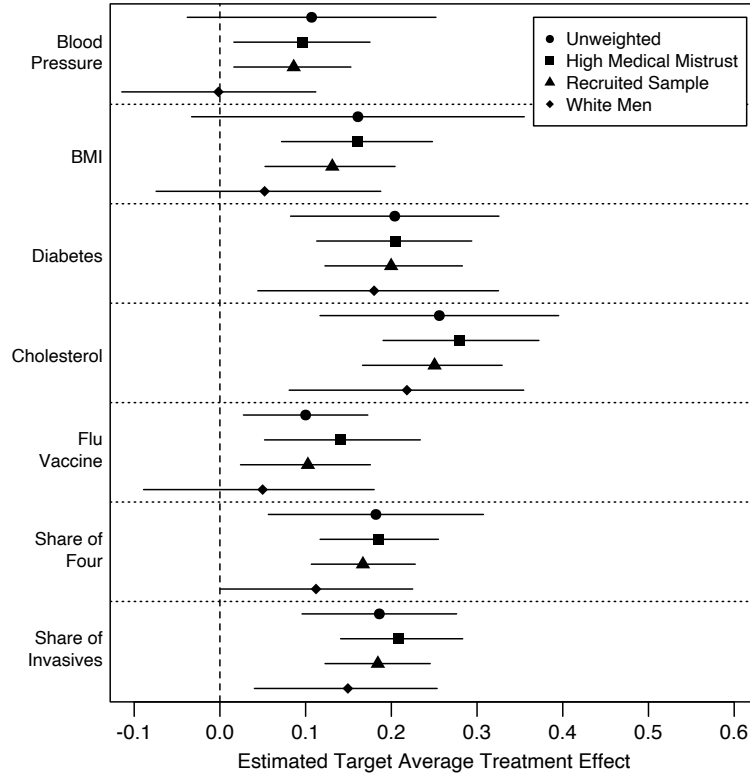
topadhyay et al. (2020) to determine these tolerances. Balance is evaluated using the target absolute standardized mean difference (TASMD), which measures the standardized difference in means of a covariate between the study and target samples. The figures also summarize the dispersion of the weights via density plots and effective sample sizes. Lower variability of the weights translates into a higher effective sample size. Thus, we see that, as profiles of the target populations differ more from the covariate means of the trial sample, dispersion increases and the effective sample size decreases. However, these effective sample sizes are optimal in the sense that they are the maximum achievable effective sample sizes subject to the covariate balance requirements relative to the target.

We evaluate the seven outcomes analyzed in the original study. Like other design-based methods for covariate adjustments, we can use the same weights to estimate treatment effects for all outcomes, for a given target population. Figure 3 presents the Hájek estimates of the TATE for each outcome using the original unweighted sample and the weighted samples

corresponding to each target population, along with bootstrapped confidence intervals, whose properties have been discussed in related approaches (Austin 2016; Zhao et al. 2019). Overall, weighted estimates for the various target populations are fairly consistent with each other and with the unweighted results. The high medical mistrust population shows slightly larger treatment effects for some outcomes, particularly for the flu shot. Additionally, estimated effects for the White target population are slightly smaller and/or more likely to be null than the others. Both of these patterns are expected given the theory of change for this intervention (Alsan et al. 2019).

Although largely null, the results in Figure 3 for the White population are worth interrogating. If the intervention is expected to be ineffective for White men, then the overall pattern of small but positive effects for the White population suggests that race is an effect modifier over and above any of the covariates in the profile. Heuristically, we can use this in a sensitivity analysis for the other estimates by assuming that any unmeasured effect modification for the other target populations is no larger than that for the White population, in the spirit of negative controls (Lipsitch et al. 2010). If the intervention can have effects for White men, these results suggest that Black doctors can be more effective than White doctors regardless of the race of their patient, which is an interesting hypothesis for further study.

Figure 3: Estimates of the TATE for various outcome variables and target populations.



7 Summary and remarks

We proposed a simple weighting approach for the generalization and transportation of causal inferences in both randomized experiments and observational studies. Unlike widespread approaches to weighting, which obtain the weights in two steps by separately modeling the treatment assignment and study selection probabilities and then multiplying functions (typically inverses) of the estimated probabilities, our method finds the weights in one step by directly minimizing their dispersion subject to covariate balance requirements. Covariate balance relative to the target population is achieved by construction with weights that aim to produce stable estimators. To this end, we presented a general framework for generalization and transportation which characterizes the study and target populations in terms of generic probability distributions. Under this framework, we formally justified the one-step weighting

approach and showed that the resulting estimator for the target average treatment effect is consistent, asymptotically Normal, multiply robust, and semiparametrically efficient. We illustrated its performance using simulation studies and an applied empirical study.

Our approach involves several design choices, such as the functions of the covariates to balance and the degree of approximate covariate balance. We note that these choices (explicitly or implicitly) are also present with other methods for adjustment. Selecting the optimal degree of approximate covariate balance is an open question in the literature (see Ben-Michael et al. 2021 for a discussion). Also, in some generalization and transportation settings, information on the same set of covariates may not be available for both the study sample and target population. In such settings, it may be preferable to adjust for these two sets of covariates separately. In future work we aim to extend to our approach to such settings.

While in this paper we focus on the settings of generalization and transportation, weighting estimators with a multiplicative structure arise in numerous other areas of causal inference. For example, estimators from the causal mediation, informative censoring, federated learning, longitudinal studies, and principal stratification literatures all traditionally involve weighting units by the products of multiple estimated weights. Justifying the use of one-step weights for these settings and formally analyzing their properties are promising directions for future research.

References

- Alsan, M., Garrick, O., and Graziani, G. (2019), “Does Diversity Matter for Health? Experimental Evidence from Oakland,” *The American Economic Review*, 109, 4071–4111.
- Andrews, D. W. (1991), “Asymptotic normality of series estimators for nonparametric and semiparametric regression models,” *Econometrica: Journal of the Econometric Society*, 307–345.

- Austin, P. C. (2016), “Variance estimation when using inverse probability of treatment weighting (IPTW) with survival analysis,” *Statistics in Medicine*, 35, 5642–5655.
- Ben-Michael, E., Feller, A., Hirshberg, D. A., and Zubizarreta, J. R. (2021), “The Balancing Act in Causal Inference,” *arXiv preprint arXiv:2110.14831*.
- Bennett, M., Vielma, J. P., and Zubizarreta, J. R. (2020), “Building representative matched samples with multi-valued treatments in large observational studies,” *Journal of Computational and Graphical Statistics*, 29, 744–757.
- Boyd, S. and Vandenberghe, L. (2004), *Convex optimization*, Cambridge university press.
- Chattopadhyay, A., Hase, C. H., and Zubizarreta, J. R. (2020), “Balancing vs modeling approaches to weighting in practice,” *Statistics in Medicine*, 39, 3227–3254.
- Chattopadhyay, A. and Zubizarreta, J. R. (2021), “On the implied weights of linear regression for causal inference,” *arXiv preprint arXiv:2104.06581*.
- Chen, I. Y., Pierson, E., Rose, S., Joshi, S., Ferryman, K., and Ghassemi, M. (2021), “Ethical machine learning in healthcare,” *Annual Review of Biomedical Data Science*, 4, 123–144.
- Cohn, E. R. and Zubizarreta, J. R. (2022), “Profile Matching for the Generalization and Personalization of Causal Inferences,” *arXiv preprint arXiv:2105.10060v3*.
- Dahabreh, I. J., Robertson, S. E., Steingrimsson, J. A., Stuart, E. A., and Hernan, M. A. (2018), “Extending inferences from a randomized trial to a new target population,” *arXiv preprint arXiv:1805.00550*.
- Dahabreh, I. J., Robertson, S. E., Tchetgen, E. J., Stuart, E. A., and Hernán, M. A. (2019), “Generalizing causal inferences from individuals in randomized trials to all trial-eligible individuals,” *Biometrics*, 75, 685–694.
- Degtiar, I. and Rose, S. (2021), “A review of generalizability and transportability,” *arXiv preprint arXiv:2102.11904*.

- Fan, J., Imai, K., Liu, H., Ning, Y., and Yang, X. (2016), “Improving covariate balancing propensity score: A doubly robust and efficient approach,” Tech. rep., Princeton University.
- Hainmueller, J. (2012), “Entropy balancing for causal effects: a multivariate reweighting method to produce balanced samples in observational studies,” *Political Analysis*, 20, 25–46.
- Hartman, E., Grieve, R., Ramsahai, R., and Sekhon, J. S. (2015), “From sample average treatment effect to population average treatment effect on the treated: combining experimental with observational studies to estimate population treatment effects,” *Journal of the Royal Statistical Society: Series A*, 178, 757–778.
- Josey, K. P., Berkowitz, S. A., Ghosh, D., and Raghavan, S. (2021), “Transporting experimental results with entropy balancing,” *Statistics in Medicine*, 40, 4310–4326.
- Josey, K. P., Yang, F., Ghosh, D., and Raghavan, S. (2020), “A Calibration Approach to Transportability with Observational Data,” *arXiv preprint arXiv:2008.06615*.
- Kang, J. D. Y. and Schafer, J. L. (2007), “Demystifying double robustness: a comparison of alternative strategies for estimating a population mean from incomplete data (with discussion),” *Statistical Science*, 22, 523–539.
- Kern, H. L., Stuart, E. A., Hill, J., and Green, D. P. (2016), “Assessing methods for generalizing experimental impact estimates to target populations,” *Journal of Research on Educational Effectiveness*, 9, 103–127.
- Lee, D., Yang, S., Dong, L., Wang, X., Zeng, D., and Cai, J. (2022), “Improving trial generalizability using observational studies,” *Biometrics*.
- Li, F., Morgan, K. L., and Zaslavsky, A. M. (2018), “Balancing covariates via propensity score weighting,” *Journal of the American Statistical Association*, 113, 390–400.

- Lipsitch, M., Tchetgen Tchetgen, E., and Cohen, T. (2010), “Negative Controls: A Tool for Detecting Confounding and Bias in Observational Studies,” *Epidemiology (Cambridge, Mass.)*, 21, 383–388.
- Lu, B., Ben-Michael, E., Feller, A., and Miratrix, L. (2021), “Is it who you are or where you are? Accounting for compositional differences in cross-site treatment variation,” *arXiv preprint arXiv:2103.14765*.
- Newey, W. K. (1997), “Convergence rates and asymptotic normality for series estimators,” *Journal of Econometrics*, 79, 147–168.
- Neyman, J. (1923), “On the application of probability theory to agricultural experiments,” *Statistical Science*, 5, 463–480.
- Oh, S. S., Galanter, J., Thakur, N., Pino-Yanes, M., Barcelo, N. E., White, M. J., de Bruin, D. M., Greenblatt, R. M., Bibbins-Domingo, K., Wu, A. H., Borrell, L. N., Gunter, C., Powe, N. R., and Burchard, E. G. (2015), “Diversity in Clinical and Biomedical Research: A Promise Yet to Be Fulfilled,” *PLoS medicine*, 12, e1001918–e1001918.
- Robins, J., Sued, M., Lei-Gomez, Q., and Rotnitzky, A. (2007), “Comment: performance of double-robust estimators when "inverse probability" weights are highly variable,” *Statistical Science*, 22, 544–559.
- Robins, J. M. and Rotnitzky, A. (1995), “Semiparametric efficiency in multivariate regression models with missing data,” *Journal of the American Statistical Association*, 90, 122–129.
- Robins, J. M., Rotnitzky, A., and Zhao, L. P. (1994), “Estimation of regression coefficients when some regressors are not always observed,” *Journal of the American Statistical Association*, 89, 846–866.
- Rosenbaum, P. R. and Rubin, D. B. (1983), “The central role of the propensity score in observational studies for causal effects,” *Biometrika*, 70, 41–55.

- Rubin, D. B. (1974), “Estimating causal effects of treatments in randomized and nonrandomized studies.” *Journal of Educational Psychology*, 66, 688.
- (1980), “Randomization analysis of experimental data: the Fisher randomization test comment,” *Journal of the American Statistical Association*, 75, 591–593.
- Stuart, E. A., Cole, S. R., Bradshaw, C. P., and Leaf, P. J. (2011), “The use of propensity scores to assess the generalizability of results from randomized trials,” *Journal of the Royal Statistical Society: Series A*, 174, 369–386.
- Tipton, E. and Olsen, R. B. (2018), “A review of statistical methods for generalizing from evaluations of educational interventions,” *Educational Researcher*, 47, 516–524.
- Tropp, J. A. et al. (2015), “An introduction to matrix concentration inequalities,” *Foundations and Trends® in Machine Learning*, 8, 1–230.
- U.S. Food and Drug Administration (2022), *Diversity Plans to Improve Enrollment of Participants from Underrepresented Racial and Ethnic Populations in Clinical Trials Guidance for Industry*.
- Van der Vaart, A. W. (2000), *Asymptotic statistics*, vol. 3, Cambridge university press.
- Wang, Y. and Zubizarreta, J. R. (2020), “Minimal dispersion approximately balancing weights: asymptotic properties and practical considerations,” *Biometrika*, 107, 93–105.
- Westreich, D., Edwards, J. K., Lesko, C. R., Stuart, E., and Cole, S. R. (2017), “Transportability of trial results using inverse odds of sampling weights,” *American Journal of Epidemiology*, 186, 1010–1014.
- Zhao, Q. and Percival, D. (2017), “Entropy balancing is doubly robust,” *Journal of Causal Inference*, 5.
- Zhao, Q., Small, D. S., and Bhattacharya, B. B. (2019), “Sensitivity analysis for inverse prob-

ability weighting estimators via the percentile bootstrap,” *Journal of the Royal Statistical Society: Series B (Statistical Methodology)*, 81, 735–761.

Zubizarreta, J. R. (2015), “Stable weights that balance covariates for estimation with incomplete outcome data,” *Journal of the American Statistical Association*, 110, 910–922.

Zubizarreta, J. R., Reinke, C. E., Kelz, R. R., Silber, J. H., and Rosenbaum, P. R. (2011), “Matching for several sparse nominal variables in a case-control study of readmission following surgery,” *The American Statistician*, 65, 229–238.

8 Supplementary Materials

8.1 Proofs of propositions and theorems

8.1.1 Proof of Theorem 4.1

We first consider the optimization problem without the normalization constraint and with $\delta_k > 0$ for $k \in \{1, 2, \dots, K\}$. The k th balancing constraint in the optimization problem in (9) can be written as,

$$\begin{aligned}
 & \left| \sum_{i:Z_i=z} w_i B_k(\mathbf{X}_i) - \bar{B}_k^* \right| \leq \delta_k \\
 \implies & \left| \sum_{i=1}^{n^*} \mathbb{1}(Z_i = z) D_i w_i B_k(\mathbf{X}_i) - \frac{1}{n^*} \sum_{i=1}^{n^*} B_k(\mathbf{X}_i) \right| \leq \delta_k \\
 \implies & \left| \sum_{i=1}^{n^*} \left\{ \frac{1}{n^*} - \mathbb{1}(Z_i = z) D_i w_i \right\} B_k(\mathbf{X}_i) \right| \leq \delta_k \\
 \implies & \left| \sum_{i=1}^{n^*} \xi_i B_k(\mathbf{X}_i) \right| \leq \delta_k
 \end{aligned} \tag{15}$$

where $\xi_i = \frac{1}{n^*} - \mathbb{1}(Z_i = z) D_i w_i$. Thus, for the units in group $Z_i = z$ of the sample, $w_i = (\frac{1}{n^*} - \xi_i)$.

For the objective function $\sum_{i:Z_i=z} \psi(w_i)$, we have

$$\sum_{i:Z_i=z} \psi(w_i) = \sum_{i=1}^{n^*} \mathbb{1}(Z_i = z) D_i h(\xi_i), \tag{16}$$

where $h(x) = \psi(\frac{1}{n^*} - x)$. We let $\underline{\mathbf{A}}$ be a $K \times n$ matrix whose (i, j) th element is $B_i(\mathbf{X}_j)$; $\underline{\mathbf{Q}} = (\underline{\mathbf{A}}^\top, -\underline{\mathbf{A}}^\top)^\top$; and $\mathbf{d} = (\boldsymbol{\delta}, \boldsymbol{\delta})^\top$. We can write the primal problem as

$$\begin{aligned}
 & \underset{\mathbf{w}}{\text{minimize}} && \sum_{i=1}^{n^*} \mathbb{1}(Z_i = z) D_i h(\xi_i) \\
 & \text{subject to} && \underline{\mathbf{Q}} \boldsymbol{\xi} \leq \mathbf{d}
 \end{aligned} \tag{17}$$

This gives us a convex optimization problem in $\boldsymbol{\xi}$ with linear constraints. The Lagrange dual function of the primal problem in Equation 17 is given by $\inf_{\boldsymbol{\xi}} \{ \sum_{i=1}^{n^*} \mathbb{1}(Z_i = z) D_i h(\xi_i) + \boldsymbol{\lambda}^\top \underline{\mathbf{Q}} \boldsymbol{\xi} \} - \boldsymbol{\lambda}^\top \mathbf{d}$ (see, e.g., Boyd and Vandenberghe 2004 Chapter 5). Let \mathbf{Q}_i be the i th column of $\underline{\mathbf{Q}}$. The dual

objective function can be written as

$$\begin{aligned}
-\sup_{\xi} \left\{ -\sum_{i=1}^{n^*} \mathbb{1}(Z_i = z) D_i h(\xi_i) - \boldsymbol{\lambda}^\top \underline{\mathbf{Q}} \boldsymbol{\xi} \right\} - \boldsymbol{\lambda}^\top \mathbf{d} &= -\sum_{i=1}^{n^*} \sup_{\xi_i} \{ -(Q_i^\top \boldsymbol{\lambda}) \xi_i - \mathbb{1}(Z_i = z) D_i h(\xi_i) \} - \boldsymbol{\lambda}^\top \mathbf{d} \\
&= \sum_{i=1}^{n^*} \{ -h_i^*(-Q_i^\top \boldsymbol{\lambda}) \} - \boldsymbol{\lambda}^\top \mathbf{d},
\end{aligned}$$

where $h_i^*(\cdot)$ is the convex conjugate of $\mathbb{1}(Z_i = z) D_i h(\cdot)$. Thus, the dual problem is given by

$$\begin{aligned}
&\underset{\boldsymbol{\lambda}}{\text{maximize}} && \sum_{i=1}^{n^*} \{ -h_i^*(-Q_i^\top \boldsymbol{\lambda}) \} - \boldsymbol{\lambda}^\top \mathbf{d} \\
&\text{subject to} && \boldsymbol{\lambda} \geq \mathbf{0},
\end{aligned} \tag{18}$$

Since the last K components of \mathbf{Q}_i are reflected versions of the first K components, by symmetry we can write the dual problem as,

$$\begin{aligned}
&\underset{\boldsymbol{\lambda}}{\text{maximize}} && \sum_{i=1}^{n^*} \{ -h_i^*(Q_i^\top \boldsymbol{\lambda}) \} - \boldsymbol{\lambda}^\top \mathbf{d} \\
&\text{subject to} && \boldsymbol{\lambda} \geq \mathbf{0},
\end{aligned} \tag{19}$$

Now,

$$\begin{aligned}
h_i^*(t) &= \sup_{\xi_i} \{ t \xi_i - \mathbb{1}(Z_i = z) D_i h(\xi_i) \} \\
&= \sup_{w_i} \left[\left\{ \frac{1}{n^*} - \mathbb{1}(Z_i = z) D_i w_i \right\} t - \mathbb{1}(Z_i = z) D_i h\left(\frac{1}{n^*} - \mathbb{1}(Z_i = z) D_i w_i\right) \right] \\
&= \sup_{w_i} \left[\left\{ \frac{1}{n^*} - \mathbb{1}(Z_i = z) D_i w_i \right\} t - \mathbb{1}(Z_i = z) D_i h\left(\frac{1}{n^*} - w_i\right) \right] \\
&= \left\{ \frac{1}{n^*} - \mathbb{1}(Z_i = z) D_i \hat{w}_i^{\text{1BW}}(t) \right\} t - \mathbb{1}(Z_i = z) D_i h\left(\frac{1}{n^*} - \hat{w}_i^{\text{1BW}}(t)\right),
\end{aligned} \tag{20}$$

where $\hat{w}_i^{\text{1BW}}(t)$ satisfies $\frac{\partial}{\partial w_i} \left[\left\{ \frac{1}{n^*} - \mathbb{1}(Z_i = z) D_i w_i \right\} t - \mathbb{1}(Z_i = z) D_i h\left(\frac{1}{n^*} - w_i\right) \right] \Big|_{w_i = \hat{w}_i^{\text{1BW}}(t)} = 0$.

Solving for w_i , we get $\hat{w}_i^{\text{1BW}}(t) = \frac{1}{n^*} - (h')^{-1}(t)$.

Therefore, the dual problem boils down to,

$$\begin{aligned} & \underset{\boldsymbol{\lambda}}{\text{minimize}} && \sum_{i=1}^{n^*} \left\{ -\mathbb{1}(Z_i = z) D_i \rho(\mathbf{Q}_i^\top \boldsymbol{\lambda}) + \frac{1}{n^*} \mathbf{Q}_i^\top \boldsymbol{\lambda} \right\} + \boldsymbol{\lambda}^\top \mathbf{d} \\ & \text{subject to} && \boldsymbol{\lambda} \geq \mathbf{0}, \end{aligned} \quad (21)$$

where $\rho(t) = \frac{t}{n^*} - t(h')^{-1}(t) + h((h')^{-1}(t))$. Note that $\rho'(t) = \frac{1}{n^*} - (h')^{-1}(t)$. Therefore,

$$\hat{w}_i^{\text{1BW}}(t) = \rho'(t). \quad (22)$$

Following the proof structure of Theorem 1 in Wang and Zubizarreta (2020), we write $\boldsymbol{\lambda} = (\boldsymbol{\lambda}_+^\top, \boldsymbol{\lambda}_-^\top)^\top$, where $\boldsymbol{\lambda}_+$ and $\boldsymbol{\lambda}_-$ are $K \times 1$ vectors. Denoting \mathbf{A}_i as the i th column of $\underline{\mathbf{A}}$, we write the dual objective as,

$$g(\boldsymbol{\lambda}) = \sum_{i=1}^{n^*} \left\{ -\mathbb{1}(Z_i = z) D_i \rho(\mathbf{A}_i^\top (\boldsymbol{\lambda}_+ - \boldsymbol{\lambda}_-)) + \frac{1}{n^*} \mathbf{A}_i^\top (\boldsymbol{\lambda}_+ - \boldsymbol{\lambda}_-) \right\} + (\boldsymbol{\lambda}_+^\top + \boldsymbol{\lambda}_-^\top) \boldsymbol{\delta}. \quad (23)$$

Denote $\boldsymbol{\lambda}^\dagger = (\boldsymbol{\lambda}_+^{\dagger\top}, \boldsymbol{\lambda}_-^{\dagger\top})^\top$ as the dual solution. Let, if possible, the j th component of $\boldsymbol{\lambda}_+^\dagger$ and $\boldsymbol{\lambda}_-^\dagger$ be both strictly positive, for some $j \in \{1, 2, \dots, K\}$. Define,

$$\boldsymbol{\lambda}^{\dagger\dagger} = (\boldsymbol{\lambda}_{+\top}^\dagger - (0, 0, \dots, \underbrace{\min(\lambda_{+,j}^\dagger, \lambda_{-,j}^\dagger)}_{j\text{th place}}, 0, \dots, 0)^\top, \boldsymbol{\lambda}_-^{\dagger\top} - (0, 0, \dots, \underbrace{\min(\lambda_{+,j}^\dagger, \lambda_{-,j}^\dagger)}_{j\text{th place}}, 0, \dots, 0)^\top) \quad (24)$$

Notice that $g(\boldsymbol{\lambda}^{\dagger\dagger}) = g(\boldsymbol{\lambda}^\dagger) - 2\delta_j \min(\lambda_{+,j}^\dagger, \lambda_{-,j}^\dagger) < g(\boldsymbol{\lambda}^\dagger)$ since $\delta_j > 0$. This leads to a contradiction since $\boldsymbol{\lambda}^\dagger$ minimizes $g(\boldsymbol{\lambda})$. This implies that at least one of $\lambda_{+,j}^\dagger$ $\lambda_{-,j}^\dagger$ equals zero. From Equation 23 we see that the dual problem has the following unconstrained form.

$$\underset{\boldsymbol{\lambda}}{\text{minimize}} \quad \frac{1}{n^*} \sum_{i=1}^{n^*} \left[-n^* \mathbb{1}(Z_i = z) D_i \rho(\mathbf{B}(\mathbf{X}_i)^\top \boldsymbol{\lambda}) + \{\mathbf{B}(\mathbf{X}_i)^\top \boldsymbol{\lambda}\} \right] + |\boldsymbol{\lambda}|^\top \boldsymbol{\delta}, \quad (25)$$

where $|\boldsymbol{\lambda}|$ is the vector of co-ordinate wise absolute values of $\boldsymbol{\lambda}$.

Now, consider the primal problem

$$\begin{aligned}
& \underset{\mathbf{w}}{\text{minimize}} && \sum_{i:Z_i=z} \psi(w_i), \\
& \text{subject to} && \left| \sum_{i:Z_i=z} w_i B_k(\mathbf{X}_i) - \bar{B}_k^* \right| \leq \delta_k, \quad k = 1, 2, \dots, K_0. \\
& && \left| \sum_{i:Z_i=z} w_i B_k(\mathbf{X}_i) - \bar{B}_k^* \right| = 0, \quad k = K_0 + 1, \dots, K.
\end{aligned} \tag{26}$$

Let $\tilde{\mathbf{B}}(\mathbf{x}) = (B_1(\mathbf{x}), \dots, B_{K_0}(\mathbf{x}))^\top$, $\tilde{\tilde{\mathbf{B}}}(\mathbf{x}) = (B_{K_0+1}(\mathbf{x}), \dots, B_K(\mathbf{x}))^\top$, and $\tilde{\boldsymbol{\delta}} = (\delta_1, \dots, \delta_{K_0})^\top$. We note that for $B_k(\mathbf{x}) = 1$, the corresponding equality constraint boils down to the normalization constraint. Using similar steps as before, we see that the dual of (26) is

$$\underset{\tilde{\boldsymbol{\lambda}}, \tilde{\boldsymbol{\nu}}}{\text{minimize}} \quad \frac{1}{n^*} \sum_{i=1}^{n^*} \left[-n^* \mathbb{1}(Z_i = z) D_i \rho(\tilde{\mathbf{B}}(\mathbf{X}_i)^\top \tilde{\boldsymbol{\lambda}} + \tilde{\tilde{\mathbf{B}}}(\mathbf{X}_i)^\top \tilde{\boldsymbol{\nu}}) + \{\tilde{\mathbf{B}}(\mathbf{X}_i)^\top \tilde{\boldsymbol{\lambda}} + \tilde{\tilde{\mathbf{B}}}(\mathbf{X}_i)^\top \tilde{\boldsymbol{\nu}}\} \right] + |\tilde{\boldsymbol{\lambda}}|^\top \tilde{\boldsymbol{\delta}}. \tag{27}$$

Let $\boldsymbol{\lambda} = (\tilde{\boldsymbol{\lambda}}^\top, \tilde{\boldsymbol{\nu}}^\top)^\top$. Since $\mathbf{B}(\mathbf{x}) = (\tilde{\mathbf{B}}(\mathbf{x})^\top, \tilde{\tilde{\mathbf{B}}}(\mathbf{x})^\top)^\top$ and $\boldsymbol{\delta} = (\tilde{\boldsymbol{\delta}}^\top, \mathbf{0}^\top)^\top$, the dual problem in (27) can be written as:

$$\underset{\boldsymbol{\lambda}}{\text{minimize}} \quad \frac{1}{n^*} \sum_{i=1}^{n^*} \left[-n^* \mathbb{1}(Z_i = z) D_i \rho(\mathbf{B}(\mathbf{X}_i)^\top \boldsymbol{\lambda}) + \{\mathbf{B}(\mathbf{X}_i)^\top \boldsymbol{\lambda}\} \right] + |\boldsymbol{\lambda}|^\top \boldsymbol{\delta}, \tag{28}$$

which has the same form as in (25). This proves part (a) of Theorem 4.1. Moreover, Equation 22 implies that the optimal solutions of the primal problem satisfies

$$\hat{w}_i^{1\text{BW}} = \rho'(\mathbf{B}(\mathbf{X}_i)^\top \boldsymbol{\lambda}^\dagger), \tag{29}$$

proving part (b). Finally, for part (c), we consider the conditional expected loss in (25).

$$\begin{aligned}
& \mathbb{E}_{\mathbb{T}} \left[-n^* \mathbb{1}(Z_i = z) D_i \rho(\mathbf{B}(\mathbf{X}_i)^\top \boldsymbol{\lambda}) + \{\mathbf{B}(\mathbf{X}_i)^\top \boldsymbol{\lambda}\} \middle| \mathbf{X}_i \right] \\
&= \mathbb{E}_{\mathbb{T}} \left[-n^* \mathbb{1}(Z_i = z) D_i \rho(\mathbf{B}(\mathbf{X}_i)^\top \boldsymbol{\lambda}) \middle| \mathbf{X}_i \right] + \{\mathbf{B}(\mathbf{X}_i)^\top \boldsymbol{\lambda}\} \\
&= -n^* \rho(\mathbf{B}(\mathbf{X}_i)^\top \boldsymbol{\lambda}) \mathbb{P}_{\mathbb{T}}(Z_i = z | \mathbf{X}_i) \pi(\mathbf{X}_i) + \{\mathbf{B}(\mathbf{X}_i)^\top \boldsymbol{\lambda}\} =: \phi(\boldsymbol{\lambda})
\end{aligned} \tag{30}$$

We now minimize this expected loss $\phi(\boldsymbol{\lambda})$ wrt $\boldsymbol{\lambda}$. The minimizer $\boldsymbol{\lambda}^*$ satisfies the following:

$$\rho'(\mathbf{B}(\mathbf{X}_i)^\top \boldsymbol{\lambda}^*) = \frac{1}{n^* \pi(\mathbf{X}_i) P_{\mathbb{T}}(Z_i = z | \mathbf{X}_i)} \quad (31)$$

This implies the solutions \hat{w}_i^{1BW} implicitly estimate the IP weights. This completes the proof.

8.1.2 Proof of Theorem 4.2

We require the following additional assumption.

Assumption 4. For $z \in \{0, 1\}$,

- (a) There exists constant c_0 with $0 < c_0 < \frac{1}{2}$, such that $c_0 \leq \frac{1}{n^* \rho'(v)} \leq 1 - c_0$ for all $v = \mathbf{B}(\mathbf{x})^\top \boldsymbol{\lambda}$ for all $\mathbf{x} \in \mathcal{X}$, $\boldsymbol{\lambda}$.
- (b) $\sup_{\mathbf{x} \in \mathcal{X}} \|\mathbf{B}(\mathbf{x})\|_2 \leq C\sqrt{K}$ and $\|\mathbb{E}_{\mathbb{T}}[\mathbf{B}(\mathbf{X})\mathbf{B}(\mathbf{X})^\top]\|_F \leq C$, for some constant $C > 0$, where $\|\cdot\|_F$ denotes the Frobenius norm.
- (c) $K = O((n^*)^\alpha)$ for some $0 < \alpha < \frac{2}{3}$.
- (d) For some constant $C > 0$, $\lambda_{\min}(\mathbb{E}_{\mathbb{T}}[D\mathbb{1}(Z = z)\mathbf{B}(\mathbf{X})\mathbf{B}(\mathbf{X})^\top]) > C$, where $\lambda_{\min}(\mathbf{A})$ denotes the smallest eigenvalue of \mathbf{A} .
- (e) $\|\boldsymbol{\delta}\|_2 = O_P(K^{\frac{1}{4}} \sqrt{\frac{\log K}{n^*}} + K^{\frac{1}{2}-rz})$.

The conditions in Assumption 4 are similar to the technical conditions in Assumption 1 of Wang and Zubizarreta (2020) and Assumption 4.1 in Fan et al. (2016). In particular, Assumption 4(a) bounds the slope and curvature of the $\rho(\cdot)$, allowing us to translate the convergence of the dual solution to convergence of the weights. Assumption 4(b) restricts the rate of growth of the norm of the basis functions, and 4(c) specifies the rate of growth of the number of basis functions K relative to n^* . Assumption 4(d) is a technical condition required to ensure non-singularity of the covariance matrices of the basis functions within each treatment group. Finally, 4(e) controls the degree of approximate balancing in terms of K and n^* .

All probabilities and expectations in this proof are computed with respect to the probability measure \mathbb{T} . We focus on the primal problem in group z , for $z \in \{0, 1\}$. For simplicity, let us denote $\tilde{Z} = \mathbb{1}(Z_i = z)D_i$. The dual optimization problem can be written as,

$$\begin{aligned} & \underset{\boldsymbol{\lambda}}{\text{minimize}} \quad G(\boldsymbol{\lambda}), \text{ where} \\ G(\boldsymbol{\lambda}) &= \frac{1}{n^*} \sum_{i=1}^{n^*} \left[-n^* \tilde{Z}_i \rho(\mathbf{B}(\mathbf{X}_i)^\top \boldsymbol{\lambda}) + \{\mathbf{B}(\mathbf{X}_i)^\top \boldsymbol{\lambda}\} \right] + |\boldsymbol{\lambda}|^\top \boldsymbol{\delta}. \end{aligned} \quad (32)$$

Let $\boldsymbol{\lambda}^\dagger$ be a solution to the dual problem. We first consider the L_∞ distance between the scaled one-step balancing weights and inverse probability weights. In the following, we use C, C', C'' as generic positive constants whose values may change from one step to the next.

$$\begin{aligned} & \sup_{\mathbf{x} \in \mathcal{X}} |n^* \hat{w}^{\text{1BW}}(\mathbf{x}) - w^{\text{IPW}}(\mathbf{x})| \\ &= \sup_{\mathbf{x} \in \mathcal{X}} |n^* \rho'(\mathbf{B}(\mathbf{x})^\top \boldsymbol{\lambda}^\dagger) - n^* \rho'(g_z^*(\mathbf{x}))| \\ &\leq \sup_{\mathbf{x} \in \mathcal{X}} |n^* \rho'(\mathbf{B}(\mathbf{x})^\top \boldsymbol{\lambda}^\dagger) - n^* \rho'(\mathbf{B}(\mathbf{x})^\top \boldsymbol{\lambda}_{1z}^*)| + \sup_{\mathbf{x} \in \mathcal{X}} |n^* \rho'(\mathbf{B}(\mathbf{x})^\top \boldsymbol{\lambda}_{1z}^*) - n^* \rho'(g_z^*(\mathbf{x}))| \\ &\leq C \sup_{\mathbf{x} \in \mathcal{X}} |\mathbf{B}(\mathbf{x})^\top (\boldsymbol{\lambda}^\dagger - \boldsymbol{\lambda}_{1z}^*)| + C \sup_{\mathbf{x} \in \mathcal{X}} |\mathbf{B}(\mathbf{x})^\top \boldsymbol{\lambda}_{1z}^* - g_z^*(\mathbf{x})| \\ &\leq C\sqrt{K} \|\boldsymbol{\lambda}^\dagger - \boldsymbol{\lambda}_{1z}^*\|_2 + O(K^{-r_z}). \end{aligned} \quad (33)$$

The first equality is due to Assumption 2(a). The first inequality is due to the triangle inequality. The second inequality follows from applying using the mean value theorem and Assumption 2(c). The final inequality is due to the Cauchy-Schwarz inequality and assumptions 2(b) and 4(b).

Let us now consider the following Lemma.

Lemma 8.1. There exists a dual solution $\boldsymbol{\lambda}^\dagger$ such that $\|\boldsymbol{\lambda}^\dagger - \boldsymbol{\lambda}_{1z}^*\|_2 = O_p(K^{\frac{1}{4}} \sqrt{\frac{\log K}{n^*}} + K^{\frac{1}{2}-r_z})$.

Given Lemma 8.1, Equation 33 completes the proof of Theorem 4.2. So, it suffices to prove Lemma 8.1. For this, we require the following lemmas.

Lemma 8.2 (Bernstein's inequality for random matrices). Let $\underline{\mathbf{W}}_1, \underline{\mathbf{W}}_2, \dots, \underline{\mathbf{W}}_{n^*}$ be $d_1 \times d_2$ independent random matrices with $\mathbb{E}[\underline{\mathbf{W}}_j] = \mathbf{0}$ and $\|\underline{\mathbf{W}}_j\|_2 \leq R_{n^*}$ a.s., where $\|\cdot\|_2$ denotes the spectral

norm. Let $\sigma_{n^*}^2 := \max \left\{ \left\| \sum_{j=1}^{n^*} \mathbb{E}[\underline{\mathbf{W}}_j \underline{\mathbf{W}}_j^\top] \right\|_2, \left\| \sum_{j=1}^{n^*} \mathbb{E}[\underline{\mathbf{W}}_j^\top \underline{\mathbf{W}}_j] \right\|_2 \right\}$. Then, for all $t \geq 0$,

$$\mathbb{P} \left(\left\| \sum_{j=1}^{n^*} \underline{\mathbf{W}}_j \right\|_2 \geq t \right) \leq (d_1 + d_2) \exp \left(- \frac{\frac{t^2}{2}}{\sigma_{n^*}^2 + \frac{R_{n^*} t}{3}} \right). \quad (34)$$

Proof of Lemma 8.2. See Tropp et al. (2015).

Lemma 8.3. $\left\| \frac{1}{n^*} \sum_{j=1}^{n^*} \{1 - \tilde{Z}_j w^{\text{IPW}}(\mathbf{X}_j)\} \mathbf{B}(\mathbf{X}_j) \right\|_2 = O_P \left(\frac{K^{\frac{1}{4}} \sqrt{\log K}}{\sqrt{n^*}} \right).$

Proof of Lemma 8.3. We will use Lemma 8.2 to prove this. Let us denote

$$\underline{\mathbf{W}}_j = \frac{1}{n^*} \{1 - \tilde{Z}_j w^{\text{IPW}}(\mathbf{X}_j)\} \mathbf{B}(\mathbf{X}_j), \quad \text{for } j \in \{1, 2, \dots, n^*\}. \quad (35)$$

First, by unconfoundedness, $\mathbb{E}[\underline{\mathbf{W}}_j] = \mathbf{0}$. Second, we have

$$\begin{aligned} \|\underline{\mathbf{W}}_j\|_2 &= \frac{1}{n^*} |1 - \tilde{Z}_j n^* \rho'(g_z^*(\mathbf{X}_j))| \times \|\mathbf{B}(\mathbf{X}_j)\|_2 \\ &\leq [1 + |n^* \rho'(g_z^*(\mathbf{X}_j))|] \frac{1}{n^*} \sup_{\mathbf{x} \in \mathcal{X}} \|\mathbf{B}(\mathbf{x})\|_2 \\ &\leq C \frac{\sqrt{K}}{n^*} [C' + O(K^{-r_z})C] \leq C' \frac{\sqrt{K}}{n^*}. \end{aligned} \quad (36)$$

Here the second inequality is obtained by applying Assumption 4(b) on the second term in the product and using the mean value theorem on $n^* \rho'(g_z^*(\mathbf{X}_j))$ about $\mathbf{B}(\mathbf{X}_j)^\top \boldsymbol{\lambda}_{1z}^*$, followed by assumptions 2(c) and 2(b). Next, we consider

$$\begin{aligned} \left\| \sum_{j=1}^{n^*} \mathbb{E}[\underline{\mathbf{W}}_j^\top \underline{\mathbf{W}}_j] \right\|_2 &= \sum_{j=1}^{n^*} \mathbb{E} \left[\frac{1}{(n^*)^2} \{1 - \tilde{Z}_j w^{\text{IPW}}(\mathbf{X}_j)\}^2 \mathbf{B}(\mathbf{X}_j)^\top \mathbf{B}(\mathbf{X}_j) \right] \\ &\leq \frac{C}{(n^*)^2} \sum_{j=1}^{n^*} \mathbb{E} [\mathbf{B}(\mathbf{X}_j)^\top \mathbf{B}(\mathbf{X}_j)] \\ &= \frac{C}{n^*} \text{trace} \left(\mathbb{E} [\mathbf{B}(\mathbf{X}_1) \mathbf{B}(\mathbf{X}_1)^\top] \right). \end{aligned} \quad (37)$$

Here first inequality follows from applying the mean value theorem along with assumptions 2(c) and 2(b), similar to the steps in Equation 36. Now, let $\lambda_1, \dots, \lambda_K$ be the eigenvalues of a non-negative

definite matrix \mathbf{A} . By the Cauchy-Schwarz inequality, $\text{trace}(\mathbf{A}) \leq \sqrt{K} \sqrt{\lambda_1^2 + \dots + \lambda_K^2} = \sqrt{K} \|\mathbf{A}\|_F$. Thus, from Equation 37, we get

$$\left\| \sum_{j=1}^{n^*} \mathbb{E}[\mathbf{W}_j \mathbf{W}_j^\top] \right\|_2 \leq \frac{C}{n^*} \sqrt{K} \|\mathbb{E}[\mathbf{B}(\mathbf{X}_1) \mathbf{B}(\mathbf{X}_1)^\top]\|_F \leq \frac{C' \sqrt{K}}{n^*}, \quad (38)$$

where the last inequality holds due to Assumption 4(b). Next, we consider

$$\begin{aligned} \left\| \sum_{j=1}^{n^*} \mathbb{E}[\mathbf{W}_j \mathbf{W}_j^\top] \right\|_2 &\leq \sum_{j=1}^{n^*} \left\| \mathbb{E} \left[\frac{1}{(n^*)^2} \{1 - \tilde{Z}_j w^{\text{IPW}}(\mathbf{X}_j)\}^2 \mathbf{B}(\mathbf{X}_j) \mathbf{B}(\mathbf{X}_j)^\top \right] \right\|_2 \\ &\leq \frac{C}{(n^*)^2} \sum_{j=1}^{n^*} \|\mathbb{E}[\mathbf{B}(\mathbf{X}_j) \mathbf{B}(\mathbf{X}_j)^\top]\|_2 \\ &\leq \frac{C}{(n^*)^2} \sum_{j=1}^{n^*} \|\mathbb{E}[\mathbf{B}(\mathbf{X}_j) \mathbf{B}(\mathbf{X}_j)^\top]\|_F \leq \frac{C''}{n^*}. \end{aligned} \quad (39)$$

Here the first inequality is due to the triangle inequality. The second inequality follows from upper bounding $\{1 - \tilde{Z}_j w^{\text{IPW}}(\mathbf{X}_j)\}^2$ as before and using monotonicity of spectral norms. The third inequality holds since spectral norm is dominated by the Frobenius norm. Finally, the fourth inequality holds due to Assumption 4(b)f. Therefore, from equations 38 and 39 we get,

$$\sigma_{n^*}^2 := \max \left\{ \left\| \sum_{j=1}^{n^*} \mathbb{E}[\mathbf{W}_j \mathbf{W}_j^\top] \right\|_2, \left\| \sum_{j=1}^{n^*} \mathbb{E}[\mathbf{W}_j^\top \mathbf{W}_j] \right\|_2 \right\} \leq \frac{C \sqrt{K}}{n^*}. \quad (40)$$

Using Lemma 8.2, we get,

$$\mathbb{P} \left(\left\| \sum_{j=1}^{n^*} \mathbf{W}_j \right\|_2 \geq t \right) \leq (K+1) \exp \left(- \frac{\frac{t^2}{2}}{\frac{C \sqrt{K}}{n^*} + \frac{C' \sqrt{K} t}{3n^*}} \right). \quad (41)$$

Finally, we observe that due to Assumption 4(c), the right hand side of Equation 41 goes to zero if $t = \bar{C} \frac{K^{\frac{1}{4}} \sqrt{\log K}}{\sqrt{n^*}}$, for some constant $\bar{C} > 0$. This implies, $\left\| \sum_{j=1}^{n^*} \mathbf{W}_j \right\|_2 = O_P \left(\frac{K^{\frac{1}{4}} \sqrt{\log K}}{\sqrt{n^*}} \right)$. This completes the proof.

Lemma 8.4. With probability tending to one, $\lambda_{\min} \left(\sum_{j: \tilde{Z}_j=1} \frac{1}{n^*} \mathbf{B}(\mathbf{X}_j) \mathbf{B}(\mathbf{X}_j)^\top \right) \geq \tilde{C}$ for some constant $\tilde{C} > 0$.

Proof of Lemma 8.4. Let $\mathbf{D} := \sum_{j: \tilde{Z}_j=1} \frac{1}{n^*} \mathbf{B}(\mathbf{X}_j) \mathbf{B}(\mathbf{X}_j)^\top = \frac{1}{n^*} \sum_{j=1}^{n^*} \{\tilde{Z}_j \mathbf{B}(\mathbf{X}_j)\} \{\tilde{Z}_j \mathbf{B}(\mathbf{X}_j)^\top\}$ and

$\mathbf{D}^* := \mathbb{E}[\tilde{Z}_j \mathbf{B}(\mathbf{X}_j) \mathbf{B}(\mathbf{X}_j)^\top]$. We will first use Lemma 8.2 to show that $\|\mathbf{D} - \mathbf{D}^*\|_2 = o_P(1)$. To this end, denote $\underline{\mathbf{W}}_j = \frac{1}{n^*}[\{\tilde{Z}_j \mathbf{B}(\mathbf{X}_j)\}\{\tilde{Z}_j \mathbf{B}(\mathbf{X}_j)^\top\} - \mathbb{E}[\tilde{Z}_j \mathbf{B}(\mathbf{X}_j) \mathbf{B}(\mathbf{X}_j)^\top]]$. By construction, $\mathbb{E}[\underline{\mathbf{W}}_j] = \mathbf{0}$. Moreover,

$$\begin{aligned} \|\{\tilde{Z}_j \mathbf{B}(\mathbf{X}_j)\}\{\tilde{Z}_j \mathbf{B}(\mathbf{X}_j)^\top\}\|_2 &\leq \|\{\tilde{Z}_j \mathbf{B}(\mathbf{X}_j)\}\{\tilde{Z}_j \mathbf{B}(\mathbf{X}_j)^\top\}\|_F \\ &\leq C' \sup_{\mathbf{x} \in \mathcal{X}} \|\mathbf{B}(\mathbf{x})\|_2^2 \leq C'' K, \end{aligned} \quad (42)$$

where the last inequality holds due to Assumption 4(b). Also,

$$\begin{aligned} \|\mathbb{E}[\tilde{Z}_j \mathbf{B}(\mathbf{X}_j) \mathbf{B}(\mathbf{X}_j)^\top]\|_2 &\leq \|\mathbb{E}[\mathbf{B}(\mathbf{X}_j) \mathbf{B}(\mathbf{X}_j)^\top]\|_2 \\ &\leq \|\mathbb{E}[\mathbf{B}(\mathbf{X}_j) \mathbf{B}(\mathbf{X}_j)^\top]\|_F \leq C', \end{aligned} \quad (43)$$

where the first inequality is due to the monotonicity of the spectral norm and the last inequality holds due to Assumption 4(b). This implies,

$$\|\underline{\mathbf{W}}_j\|_2 \leq \frac{C(K+1)}{n^*}, \quad (44)$$

for some constant $C > 0$. Next, we compute $\sigma_{n^*}^2$. After some algebra, it follows that,

$$\begin{aligned} \left\| \sum_{j=1}^{n^*} \mathbb{E}[\underline{\mathbf{W}}_j \underline{\mathbf{W}}_j^\top] \right\|_2 &\leq \sum_{j=1}^{n^*} \|\mathbb{E}[\underline{\mathbf{W}}_j \underline{\mathbf{W}}_j^\top]\|_2 \\ &\leq \frac{1}{n^*} \left(CK \|\mathbb{E}[\mathbf{B}(\mathbf{X}_1) \mathbf{B}(\mathbf{X}_1)^\top]\|_2 + \|\mathbb{E}[\tilde{Z}_1 \mathbf{B}(\mathbf{X}_1) \mathbf{B}(\mathbf{X}_1)^\top] \mathbb{E}[\tilde{Z}_1 \mathbf{B}(\mathbf{X}_1) \mathbf{B}(\mathbf{X}_1)^\top]\|_2 \right) \\ &\leq \frac{1}{n^*} \left(CK \|\mathbb{E}[\mathbf{B}(\mathbf{X}_1) \mathbf{B}(\mathbf{X}_1)^\top]\|_2 + \|\mathbb{E}[\mathbf{B}(\mathbf{X}_1) \mathbf{B}(\mathbf{X}_1)^\top]\|_2^2 \right) \\ &\leq \frac{1}{n^*} C'(K+1), \end{aligned} \quad (45)$$

for some large $C' > 0$. Here the first inequality is due to the triangle inequality; the second inequality is due to Assumption 4(b) and monotonicity of the spectral norm; the third inequality is due to the submultiplicativity of the spectral norm; and the final inequality is due to Assumption

4(b). Now, since $\underline{\mathbf{W}}_j$ is symmetric we have

$$\left\| \sum_{j=1}^{n^*} \mathbb{E}[\underline{\mathbf{W}}_j^\top \underline{\mathbf{W}}_j] \right\|_2 \leq \frac{1}{n^*} C'(K+1), \quad (46)$$

implying $\sigma_{n^*}^2 \leq \frac{1}{n^*} C'(K+1)$. Therefore, by Lemma 8.2, we get

$$\mathbb{P}\left(\left\| \sum_{j=1}^{n^*} \underline{\mathbf{W}}_j \right\|_2 \geq t\right) \leq 2K \exp\left\{-\frac{\frac{t^2}{2}}{\frac{C'(K+1)}{n^*} + \frac{C(K+1)t}{3n^*}}\right\} \leq 2K \exp\left\{-\frac{n^* t^2}{C'' K(1+t)}\right\}, \quad (47)$$

for a large constant $C'' > 0$. We note that the right hand side goes to zero for $t = \bar{C} \sqrt{\frac{K \log K}{n^*}}$ for a constant $\bar{C} > 0$. Therefore, we have

$$\|\mathbf{D} - \mathbf{D}^*\|_2 = O_p\left(\sqrt{\frac{K \log K}{n^*}}\right) = o_p(1), \quad (48)$$

where the last equality holds due to Assumption 4(c). Now, Weyl's inequality implies

$$\lambda_{\min}(\mathbf{D}) \geq \lambda_{\min}(\mathbf{D}^*) - \|\mathbf{D} - \mathbf{D}^*\|_2 \geq C - \|\mathbf{D} - \mathbf{D}^*\|_2, \quad (49)$$

where the last inequality holds due to Assumption 4(d). Since $\|\mathbf{D} - \mathbf{D}^*\|_2 = o_p(1)$, we have for n^* large enough, $\lambda_{\min}(\mathbf{D}) \geq \frac{C}{2} > 0$. This completes the proof.

Proof of Lemma 8.1. We follow the proof structure of Fan et al. (2016) and Wang and Zubizarreta (2020). All the subsequent probabilities and expectations are taken with respect to \mathbb{T} . First, let $r = C^*(K^{\frac{1}{4}} \sqrt{\frac{\log K}{n^*}} + K^{\frac{1}{2}-rz})$ for a sufficiently large constant $C^* > 0$. Let $\mathbf{\Delta} = \mathbf{\lambda} - \mathbf{\lambda}_{1z}^*$. Also, let $\mathcal{C} = \{\mathbf{\Delta} \in \mathbb{R}^K : \|\mathbf{\Delta}\|_2 \leq r\}$. To show that there exists a $\mathbf{\lambda}^\dagger$ such that $\|\mathbf{\lambda}^\dagger - \mathbf{\lambda}_{1z}^*\|_2 = O_p(K^{\frac{1}{4}} \sqrt{\frac{\log K}{n^*}} + K^{\frac{1}{2}-rz})$, it is enough to show that there exists a $\mathbf{\Delta}^\dagger \in \mathbb{R}^K$ such that $\mathbb{P}(\mathbf{\Delta}^\dagger \in \mathcal{C}) \xrightarrow{n^* \rightarrow \infty} 1$.

Now, the dual objective can be written as,

$$G(\mathbf{\lambda}_{1z}^* + \mathbf{\Delta}) = \frac{1}{n^*} \sum_{i=1}^{n^*} \left[-n^* \tilde{Z}_i \rho(\mathbf{B}(\mathbf{X}_i)^\top (\mathbf{\lambda}_{1z}^* + \mathbf{\Delta})) + \{\mathbf{B}(\mathbf{X}_i)^\top (\mathbf{\lambda}_{1z}^* + \mathbf{\Delta})\} \right] + |\mathbf{\lambda}_{1z}^* + \mathbf{\Delta}|^\top \boldsymbol{\delta}. \quad (50)$$

Since $f(\cdot)$ is convex, $\rho(\cdot)$ is concave. It follows that $G(\mathbf{\lambda}_{1z}^* + \mathbf{\Delta})$ is convex in $\mathbf{\Delta}$. Moreover, $G(\mathbf{\lambda}_{1z}^* + \mathbf{\Delta})$ is also continuous in $\mathbf{\Delta}$. Therefore, to show $\mathbb{P}(\mathbf{\Delta}^\dagger \in \mathcal{C}) \xrightarrow{n^* \rightarrow \infty} 1$, it is enough show

that

$$\mathbb{P}\left(\inf_{\Delta \in \partial \mathcal{C}} G(\lambda_{1z}^* + \Delta) - G(\lambda_{1z}^*) > 0\right) \xrightarrow{n^* \rightarrow \infty} 1, \quad (51)$$

where $\partial \mathcal{C}$ is the boundary set of \mathcal{C} given by $\partial \mathcal{C} = \{\Delta \in \mathbb{R}^K : \|\Delta\|_2 = r\}$.

Now, fix $\Delta \in \partial \mathcal{C}$. Using multivariate Taylor's theorem, we seen that for some intermediate $\tilde{\lambda}$,

$$\begin{aligned} & G(\lambda_{1z}^* + \Delta) - G(\lambda_{1z}^*) \\ &= \Delta^\top \left[\frac{1}{n^*} \sum_{i=1}^{n^*} \{-n^* \tilde{Z}_i \rho'(\mathbf{B}(\mathbf{X}_i)^\top \lambda_{1z}^*) \mathbf{B}(\mathbf{X}_i) + \mathbf{B}(\mathbf{X}_i)\} \right] \\ &+ \frac{1}{2} \Delta^\top \left[\frac{1}{n^*} \sum_{i=1}^{n^*} \{-n^* \tilde{Z}_i \rho''(\mathbf{B}(\mathbf{X}_i)^\top \tilde{\lambda}) \mathbf{B}(\mathbf{X}_i) \mathbf{B}(\mathbf{X}_i)^\top\} \right] \Delta + (|\lambda_{1z}^* + \Delta| - |\lambda_{1z}^*|)^\top \delta \\ &\geq -\|\Delta\|_2 \left\| \frac{1}{n^*} \sum_{i=1}^{n^*} \{-n^* \tilde{Z}_i \rho'(\mathbf{B}(\mathbf{X}_i)^\top \lambda_{1z}^*) \mathbf{B}(\mathbf{X}_i) + \mathbf{B}(\mathbf{X}_i)\} \right\|_2 + \frac{1}{2} \Delta^\top \underline{\mathbf{M}} \Delta - |\Delta|^\top \delta, \end{aligned} \quad (52)$$

where $\underline{\mathbf{M}} = \frac{1}{n^*} \sum_{i=1}^{n^*} \{-n^* \tilde{Z}_i \rho''(\mathbf{B}(\mathbf{X}_i)^\top \tilde{\lambda}) \mathbf{B}(\mathbf{X}_i) \mathbf{B}(\mathbf{X}_i)^\top\}$. Here the last inequality is due to the Cauchy-Schwarz inequality (for the first term) and the triangle inequality (for the third term). By Cauchy Schwarz, we get,

$$\begin{aligned} & G(\lambda_{1z}^* + \Delta) - G(\lambda_{1z}^*) \\ &\geq \frac{1}{2} \Delta^\top \underline{\mathbf{M}} \Delta - r \left(\left\| \frac{1}{n^*} \sum_{i=1}^{n^*} \{-n^* \tilde{Z}_i \rho'(\mathbf{B}(\mathbf{X}_i)^\top \lambda_{1z}^*) \mathbf{B}(\mathbf{X}_i) + \mathbf{B}(\mathbf{X}_i)\} \right\|_2 + \|\delta\|_2 \right), \end{aligned} \quad (53)$$

since $\|\Delta\|_2 = r$.

Now,

$$\begin{aligned}
& \left\| \frac{1}{n^*} \sum_{i=1}^{n^*} \{-n^* \tilde{Z}_i \rho'(\mathbf{B}(\mathbf{X}_i)^\top \boldsymbol{\lambda}_{1z}^*) \mathbf{B}(\mathbf{X}_i) + \mathbf{B}(\mathbf{X}_i)\} \right\|_2 \\
& \leq \left\| \frac{1}{n^*} \sum_{i=1}^{n^*} \{-\tilde{Z}_i n^* \rho'(g_z^*(\mathbf{X}_i)) \mathbf{B}(\mathbf{X}_i) + \mathbf{B}(\mathbf{X}_i)\} \right\|_2 + \left\| \frac{1}{n^*} \sum_{i=1}^{n^*} -\tilde{Z}_i \{n^* \rho'(g_z^*(\mathbf{X}_i)) - n^* \rho'(\mathbf{B}(\mathbf{X}_i)^\top \boldsymbol{\lambda}_{1z}^*)\} \mathbf{B}(\mathbf{X}_i) \right\|_2 \\
& \leq \left\| \frac{1}{n^*} \sum_{i=1}^{n^*} \{1 - \tilde{Z}_i w^{\text{IPW}}(\mathbf{X}_i)\} \mathbf{B}(\mathbf{X}_i) \right\|_2 + \sup_{\mathbf{x} \in \mathcal{X}} |g_z^*(\mathbf{x}) - \mathbf{B}(\mathbf{x})^\top \boldsymbol{\lambda}_{1z}^*| \left\| \frac{1}{n^*} \sum_{i=1}^{n^*} -\tilde{Z}_i \mathbf{B}(\mathbf{X}_i) \right\|_2 \\
& \leq \left\| \frac{1}{n^*} \sum_{i=1}^{n^*} \{1 - \tilde{Z}_i w^{\text{IPW}}(\mathbf{X}_i)\} \mathbf{B}(\mathbf{X}_i) \right\|_2 + O(K^{-rz}) \frac{1}{n^*} \sum_{i=1}^{n^*} \|\mathbf{B}(\mathbf{X}_i)\|_2 \\
& \leq O_P\left(\frac{K^{\frac{1}{4}} \sqrt{\log K}}{\sqrt{n^*}}\right) + CK^{\frac{1}{2}-rz} = O_P\left(\frac{K^{\frac{1}{4}} \sqrt{\log K}}{\sqrt{n^*}} + K^{\frac{1}{2}-rz}\right). \tag{54}
\end{aligned}$$

Here, the first inequality is due to the triangle inequality, and the second inequality is due to the mean value theorem. The third inequality is due to Assumption 2(b) and the triangle inequality. Finally, the fourth inequality is due to Lemma 8.3 and Assumption 4(b). Equation 54 combined with Assumption 4(e) implies that with probability tending to one,

$$\begin{aligned}
G(\boldsymbol{\lambda}_{1z}^* + \boldsymbol{\Delta}) - G(\boldsymbol{\lambda}_{1z}^*) & \geq \frac{1}{2} \boldsymbol{\Delta}^\top \underline{\mathbf{M}} \boldsymbol{\Delta} - r O_P\left(\frac{K^{\frac{1}{4}} \sqrt{\log K}}{\sqrt{n^*}} + K^{\frac{1}{2}-rz}\right) \\
& = \frac{1}{2n^*} \sum_{i=1}^{n^*} [-n^* \tilde{Z}_i \rho''(\mathbf{B}(\mathbf{X}_i)^\top \tilde{\boldsymbol{\lambda}}) \{\boldsymbol{\Delta}^\top \mathbf{B}(\mathbf{X}_i)\}^2] - r O_P\left(\frac{K^{\frac{1}{4}} \sqrt{\log K}}{\sqrt{n^*}} + K^{\frac{1}{2}-rz}\right) \\
& \geq \frac{C}{n^*} \sum_{i=1}^{n^*} \tilde{Z}_i \{\boldsymbol{\Delta}^\top \mathbf{B}(\mathbf{X}_i)\}^2 - r O_P\left(\frac{K^{\frac{1}{4}} \sqrt{\log K}}{\sqrt{n^*}} + K^{\frac{1}{2}-rz}\right) \\
& = C \boldsymbol{\Delta}^\top \left\{ \sum_{i: \tilde{Z}_i=1} \frac{1}{n^*} \mathbf{B}(\mathbf{X}_i) \mathbf{B}(\mathbf{X}_i)^\top \right\} \boldsymbol{\Delta} - r O_P\left(\frac{K^{\frac{1}{4}} \sqrt{\log K}}{\sqrt{n^*}} + K^{\frac{1}{2}-rz}\right) \\
& \geq Cr^2 \lambda_{\min} \left(\sum_{i: \tilde{Z}_i=1} \frac{1}{n^*} \mathbf{B}(\mathbf{X}_i) \mathbf{B}(\mathbf{X}_i)^\top \right) - r O_P\left(\frac{K^{\frac{1}{4}} \sqrt{\log K}}{\sqrt{n^*}} + K^{\frac{1}{2}-rz}\right) \\
& \geq C'' r^2 - r O_P\left(\frac{K^{\frac{1}{4}} \sqrt{\log K}}{\sqrt{n^*}} + K^{\frac{1}{2}-rz}\right) \\
& = C'' (C^*)^2 \left(K^{\frac{1}{4}} \sqrt{\frac{\log K}{n^*}} + K^{\frac{1}{2}-rz} \right)^2 - C^* O_P\left(\left\{ K^{\frac{1}{4}} \sqrt{\frac{\log K}{n^*}} + K^{\frac{1}{2}-rz} \right\}^2 \right) > 0. \tag{55}
\end{aligned}$$

Here the second inequality holds due to Assumption 2(c). The third inequality holds since for a square matrix \mathbf{A} , $\mathbf{x}^\top \mathbf{A} \mathbf{x} \geq \lambda_{\min}(\mathbf{A}) \|\mathbf{x}\|_2^2$. The fourth inequality is due to Lemma 8.4. Finally, the

fifth inequality holds for a choice of C^* large enough. This completes the proof of Lemma 8.1 and Theorem 4.2.

8.1.3 Proof of Theorem 4.3

We first show that when Assumption 3 holds, $\sum_{i:Z_i=z} \hat{w}_i^{1\text{BW}} Y_i(z) \xrightarrow[n \rightarrow \infty]{P} \mathbb{E}_{\mathbb{T}}[Y(z)]$, for $z \in \{0, 1\}$. For simplicity, we denote $\tilde{Z}_i = D_i \mathbb{1}(Z_i = z)$. Also, denote $\bar{\mathbf{B}}^* = \frac{1}{n^*} \sum_{i=1}^{n^*} \mathbf{B}(\mathbf{X}_i)$. Writing $Y_i(z) = m_z(\mathbf{X}_i) + \epsilon_{iz}$, where $\mathbb{E}_{\mathbb{T}}[\epsilon_{iz} | \mathbf{X}_i] = 0$, we get the following decomposition.

$$\begin{aligned}
& \left| \sum_{i:Z_i=z} \hat{w}_i^{1\text{BW}} Y_i(z) - \mathbb{E}_{\mathbb{T}}[Y(z)] \right| \\
& \leq \left| \sum_{i=1}^{n^*} \tilde{Z}_i \hat{w}_i^{1\text{BW}} \{m_z(\mathbf{X}_i) - \boldsymbol{\lambda}_{2z}^{*\top} \mathbf{B}(\mathbf{X}_i)\} \right| + \left| \boldsymbol{\lambda}_{2z}^{*\top} \left\{ \sum_{i:Z_i=z} \hat{w}_i^{1\text{BW}} \mathbf{B}(\mathbf{X}_i) - \bar{\mathbf{B}}^* \right\} \right| + \left| \boldsymbol{\lambda}_{2z}^{*\top} \bar{\mathbf{B}} - \frac{1}{n^*} \sum_{i=1}^{n^*} m_z(\mathbf{X}_i) \right| \\
& + \left| \frac{1}{n^*} \sum_{i=1}^{n^*} m_z(\mathbf{X}_i) - \mathbb{E}_{\mathbb{T}}[m_z(\mathbf{X}_i)] \right| + \left| \sum_{i=1}^{n^*} \tilde{Z}_i \hat{w}_i^{1\text{BW}} \epsilon_{iz} \right| \\
& \leq \sup_{\mathbf{x} \in \mathcal{X}} |m_z(\mathbf{x}) - \boldsymbol{\lambda}_{2z}^{*\top} \mathbf{B}(\mathbf{x})| \sum_{i=1}^{n^*} \tilde{Z}_i |\hat{w}_i^{1\text{BW}}| + |\boldsymbol{\lambda}_{2z}^*|^\top \boldsymbol{\delta} + \sup_{\mathbf{x} \in \mathcal{X}} |m_z(\mathbf{x}) - \boldsymbol{\lambda}_{2z}^{*\top} \mathbf{B}(\mathbf{x})| + o_P(1) + \left| \sum_{i=1}^{n^*} \tilde{Z}_i \hat{w}_i^{1\text{BW}} \epsilon_{iz} \right| \\
& \leq O(K^{-s_z}) \left| \frac{1}{n^*} \sum_{i=1}^{n^*} \tilde{Z}_i n^* \rho'(\boldsymbol{\lambda}^{\dagger\top} \mathbf{B}(\mathbf{X}_i)) \right| + \|\boldsymbol{\lambda}_{2z}^*\|_2 \|\boldsymbol{\delta}\|_2 + O(K^{-s_z}) + o_P(1) + \left| \sum_{i=1}^{n^*} \tilde{Z}_i \hat{w}_i^{1\text{BW}} \epsilon_{iz} \right| \\
& = o_P(1) + \left| \frac{1}{n^*} \sum_{i=1}^{n^*} \tilde{Z}_i n^* \rho'(\boldsymbol{\lambda}^{\dagger\top} \mathbf{B}(\mathbf{X}_i)) \epsilon_{iz} \right|. \tag{56}
\end{aligned}$$

Here the first inequality is due to the triangle inequality. In the second inequality, we bound the imbalances $|\sum_{i:Z_i=z} \hat{w}_i \mathbf{B}(\mathbf{X}_i) - \bar{\mathbf{B}}^*|$ by $\boldsymbol{\delta}$ (component-wise). The third inequality holds due to the Cauchy-Schwarz inequality (for the second term) and Assumption 3 (for the first and third terms). The final equality is due to assumptions 3 and 4(a). Now,

$$\frac{1}{1 - c_0} \frac{1}{n^*} \sum_{i=1}^{n^*} \tilde{Z}_i \epsilon_{iz} \leq \frac{1}{n^*} \sum_{i=1}^{n^*} \tilde{Z}_i n^* \rho'(\boldsymbol{\lambda}^{\dagger\top} \mathbf{B}(\mathbf{X}_i)) \epsilon_{iz} \leq \frac{1}{c_0} \frac{1}{n^*} \sum_{i=1}^{n^*} \tilde{Z}_i \epsilon_{iz}. \tag{57}$$

Both the upper and lower bounds converge to a constant times $\mathbb{E}_{\mathbb{T}}[\tilde{Z}_i \epsilon_{iz}] = \mathbb{E}_{\mathbb{T}}[\pi(\mathbf{X}_i) \mathbb{P}(Z_i = 1 | \mathbf{X}_i) \mathbb{E}_{\mathbb{T}}[\epsilon_{iz} | \mathbf{X}_i]] = 0$, by Assumption 1. Therefore, $\left| \frac{1}{n^*} \sum_{i=1}^{n^*} \tilde{Z}_i n^* \rho'(\boldsymbol{\lambda}^{\dagger\top} \mathbf{B}(\mathbf{X}_i)) \epsilon_{iz} \right| = o_P(1)$.

We now show that when Assumption 2 holds, $\sum_{i:Z_i=z} \hat{w}_i^{1\text{BW}} Y_i(z) \xrightarrow[n \rightarrow \infty]{P} \mathbb{E}_{\mathbb{T}}[Y(z)]$.

$$\begin{aligned}
\left| \sum_{i:Z_i=z} w_i Y_i^{\text{obs}} - \mathbb{E}_{\mathbb{T}}[Y(z)] \right| &\leq \left| \sum_{i:Z_i=z} w_i Y_i(z) - \frac{1}{n^*} \sum_{i:Z_i=z} w_i^{\text{IPW}} Y_i(z) \right| + \left| \frac{1}{n^*} \sum_{i:Z_i=z} w_i^{\text{IPW}} Y_i(z) - \mathbb{E}_{\mathbb{T}}[Y(z)] \right| \\
&\leq \sup_{\mathbf{x} \in \mathcal{X}} \left| n^* w(\mathbf{x}) - w^{\text{IPW}}(\mathbf{x}) \right| \left(\frac{1}{n^*} \sum_{i:Z_i=z} |Y_i(z)| \right) + o_P(1) \\
&= o_P(1),
\end{aligned} \tag{58}$$

where the last step holds due to Theorem 4.2. This completes the proof.

8.1.4 Proof of Theorem 4.4

We require the following additional technical assumptions.

Assumption 5. For $z \in \{0, 1\}$,

- (a) $\mathbb{E}_{\mathbb{T}}[Y^2(z)] < \infty$.
- (b) Let $g_z^*(\cdot) \in \mathcal{G}_z$. \mathcal{G}_z satisfies $\log N_{[]} \{\epsilon, \mathcal{G}_z, L_2(P)\} \leq C_1 \left(\frac{1}{\epsilon}\right)^{\frac{1}{k_1}}$ for some constants $C_1 > 0$ and $k_1 > \frac{1}{2}$, where $N_{[]} \{\epsilon, \mathcal{G}_z, L_2(P)\}$ is the covering number of \mathcal{G}_z by epsilon brackets.
- (c) Let $m_z(\cdot) \in \mathcal{M}_z$. \mathcal{M}_z satisfies $\log N_{[]} \{\epsilon, \mathcal{M}_z, L_2(P)\} \leq C_2 \left(\frac{1}{\epsilon}\right)^{\frac{1}{k_2}}$ for some constants $C_2 > 0$ and $k_2 > \frac{1}{2}$, where $N_{[]} \{\epsilon, \mathcal{M}_z, L_2(P)\}$ is the covering number of \mathcal{M}_z by epsilon brackets.
- (d) $(n^*)^{\frac{1}{2(r_z + s_z - 0.5)}} = o(K)$, where r_z, s_z are the constants in assumptions 2(b) and 3, respectively.

The conditions in Assumption 5 are similar to Assumption 2 in Wang and Zubizarreta (2020) and Assumption 4.1 in Fan et al. (2016). In particular, Assumption 5(a) ensures existence of the second moment of $Y(z)$ with respect to the target distribution. Assumptions 5(b) and (c) control the complexity of the function classes \mathcal{G}_z and \mathcal{M}_z . Finally, Assumption 5(d) puts further restriction on the growth rate of the number of basis functions K as a function of n^* .

All probabilities and expectations in this proof are computed with respect to the probability measure \mathbb{T} . We first decompose the Hajek estimator $T - \tau = \{\sum_{i:Z_i=1} \hat{w}_i^{1\text{BW}} Y_i^{\text{obs}} - \sum_{i:Z_i=0} \hat{w}_i^{1\text{BW}} Y_i^{\text{obs}}\} -$

$\mathbb{E}_{\mathbb{T}}[Y(1) - Y(0)]$ as follows.

$$T - \tau = S + R_0 + R_1 + R_2 + \tilde{R}_0 + \tilde{R}_1 + \tilde{R}_2, \quad (59)$$

where $S = \frac{1}{n^*} \sum_{i=1}^{n^*} \{m_1(\mathbf{X}_i) - m_0(\mathbf{X}_i)\} + \frac{1}{n^*} \sum_{i=1}^{n^*} \frac{D_i Z_i}{e(\mathbf{X}_i)\pi(\mathbf{X}_i)} \{Y_i^{\text{obs}} - m_1(\mathbf{X}_i)\} - \frac{1}{n^*} \sum_{i=1}^{n^*} \frac{D_i(1-Z_i)}{\{1-e(\mathbf{X}_i)\}\pi(\mathbf{X}_i)} \{Y_i^{\text{obs}} - m_0(\mathbf{X}_i)\} - \tau$, $R_0 = \sum_{i=1}^{n^*} D_i Z_i \{\hat{w}_i^{\text{1BW}} - \frac{1}{n^* e(\mathbf{X}_i)\pi(\mathbf{X}_i)}\} \{Y_i(1) - m_1(\mathbf{X}_i)\}$, $R_1 = \sum_{i=1}^{n^*} (D_i Z_i \hat{w}_i^{\text{1BW}} - \frac{1}{n^*}) \{m_1(\mathbf{X}_i) - \boldsymbol{\lambda}_{21}^{*\top} \mathbf{B}(\mathbf{X}_i)\}$, $R_2 = \sum_{i=1}^{n^*} (D_i Z_i \hat{w}_i^{\text{1BW}} - \frac{1}{n^*}) \{\boldsymbol{\lambda}_{21}^{*\top} \mathbf{B}(\mathbf{X}_i)\}$, $\tilde{R}_0 = \sum_{i=1}^{n^*} D_i (1 - Z_i) [\hat{w}_i^{\text{1BW}} - \frac{1}{n^* \{1-e(\mathbf{X}_i)\}\pi(\mathbf{X}_i)}] \{Y_i(0) - m_0(\mathbf{X}_i)\}$, $\tilde{R}_1 = \sum_{i=1}^{n^*} \{D_i (1 - Z_i) \hat{w}_i^{\text{1BW}} - \frac{1}{n^*}\} \{m_0(\mathbf{X}_i) - \boldsymbol{\lambda}_{20}^{*\top} \mathbf{B}(\mathbf{X}_i)\}$, $\tilde{R}_2 = \sum_{i=1}^{n^*} \{D_i (1 - Z_i) \hat{w}_i^{\text{1BW}} - \frac{1}{n^*}\} \{\boldsymbol{\lambda}_{20}^{*\top} \mathbf{B}(\mathbf{X}_i)\}$. By central limit theorem, it follows that,

$$\sqrt{n^*} S \xrightarrow[n^* \rightarrow \infty]{d} \mathcal{N}(0, V), \quad (60)$$

where

$$V = \text{Var}\left(m_1(\mathbf{X}_i) - m_0(\mathbf{X}_i) + \frac{D_i Z_i \{Y_i(1) - m_1(\mathbf{X}_i)\}}{e(\mathbf{X}_i)\pi(\mathbf{X}_i)} - \frac{D_i (1 - Z_i) \{Y_i(0) - m_0(\mathbf{X}_i)\}}{\{1 - e(\mathbf{X}_i)\}\pi(\mathbf{X}_i)}\right). \quad (61)$$

V is same as the semiparametric efficiency bound for the TATE for nested designs (See Dahabreh et al. 2019).

For notational convenience, we denote $\tilde{Z}_i = Z_i D_i$. We now consider

$$\begin{aligned} \sqrt{n^*} R_0 &= \sqrt{n^*} \left[\sum_{i=1}^{n^*} \tilde{Z}_i \left\{ \hat{w}_i^{\text{1BW}} - \frac{1}{n^*} w_i^{\text{IPW}} \right\} \{Y_i(1) - m_1(\mathbf{X}_i)\} \right] \\ &= \sqrt{n^*} \left[\frac{1}{n^*} \sum_{i=1}^{n^*} \tilde{Z}_i \{Y_i(1) - m_1(\mathbf{X}_i)\} \{n^* \rho'(\mathbf{B}(\mathbf{X}_i)^\top \boldsymbol{\lambda}^\dagger) - w_i^{\text{IPW}}\} \right]. \end{aligned} \quad (62)$$

For a function $g_1(\cdot)$, let us define the function

$$f_0(\tilde{Z}, Y(1), \mathbf{X}) := \tilde{Z} \{Y(1) - m_1(\mathbf{X})\} \left\{ n^* \rho'(g_1(\mathbf{X})) - w^{\text{IPW}}(\mathbf{X}) \right\} \quad (63)$$

and the corresponding empirical process \mathbb{G}_n given by,

$$\mathbb{G}_n(f_0) = \sqrt{n^*} \left\{ \frac{1}{n^*} \sum_{i=1}^{n^*} f_0(\tilde{Z}_i, Y_i(1), \mathbf{X}_i) - \mathbb{E}[f_0(\tilde{Z}, Y(1), \mathbf{X})] \right\}. \quad (64)$$

First, $\mathbb{E}[f_0(\tilde{Z}, Y(1), \mathbf{X})] = 0$ by Assumption 1. Now, consider a class of functions \mathcal{F} defined as

$$\mathcal{F} = \{f_0 : \sup_{\mathbf{x} \in \mathcal{X}} |g_1(\mathbf{x}) - g_1^*(\mathbf{x})| \leq \delta_0\}, \quad (65)$$

where $\delta_0 = C(K^{\frac{3}{4}}\sqrt{\frac{\log K}{n^*}} + K^{1-r_z})$. From the proof of Theorem 4.2, it follows that $\sup_{\mathbf{x} \in \mathcal{X}} |\mathbf{B}(\mathbf{x})^\top \boldsymbol{\lambda}^\dagger - g_1^*(\mathbf{x})| \leq \delta_0$. Hence,

$$\sqrt{n^*}|R_0| \leq \sup_{f_0 \in \mathcal{F}} |\mathbb{G}_n(f_0)| \quad (66)$$

By the Markov inequality, $P(\sup_{f_0 \in \mathcal{F}} |\mathbb{G}_n(f_0)| \geq C) \leq \frac{1}{C} \mathbb{E}[\sup_{f_0 \in \mathcal{F}} |\mathbb{G}_n(f_0)|]$, for $C > 0$. Thus, to show $\sqrt{n^*}|R_0| \xrightarrow[n^* \rightarrow \infty]{P} 0$, it is enough to show that $\mathbb{E}[\sup_{f_0 \in \mathcal{F}} |\mathbb{G}_n(f_0)|] \xrightarrow[n^* \rightarrow \infty]{P} 0$. Now, assumptions 2(b) and 2(c) imply that for $f_0 \in \mathcal{F}$, $|f_0(Z, Y(1), \mathbf{X})| \leq C'|Y(1) - m_1(\mathbf{X})|\delta_0$ for a constant $C' > 0$. So the function $F_0(Z, Y(1), \mathbf{X}) := C'|Y(1) - m_1(\mathbf{X})|\delta_0$ is an envelope of \mathcal{F} , with $\|F_0\|_{P,2} := \sqrt{\mathbb{E}[F_0(Z, Y(1), \mathbf{X})^2]} \leq C\delta_0$ for some $C > 0$ by Assumption 5(a). By the maximal inequality (see Van der Vaart 2000 Chapter 19) we have

$$\mathbb{E}[\sup_{f_0 \in \mathcal{F}} |\mathbb{G}_n(f_0)|] \lesssim J_{[]}(\|F_0\|_{P,2}, \mathcal{F}, L_2(P)), \quad (67)$$

where $J_{[]}(\|F_0\|_{P,2}, \mathcal{F}, L_2(P)) := \int_0^{\|F_0\|_{P,2}} \sqrt{\log N_{[]}(\epsilon, \mathcal{F}, L_2(P))} d\epsilon$ is the bracketing integral and \lesssim indicates less than up to a constant. We now use similar steps as in Fan et al. (2016) and Wang and Zubizarreta (2020) to bound the log of the bracketing number. Define $\mathcal{F}_0 = \{f_0 : \sup_{\mathbf{x} \in \mathcal{X}} |g_1(\mathbf{x}) - g_1^*(\mathbf{x})| \leq C\}$ for some constant $C > 0$. It follows that, $\log N_{[]}(\epsilon, \mathcal{F}, L_2(P)) \lesssim \log N_{[]}(\epsilon, \delta_0 \mathcal{F}_0, L_2(P)) = \log N_{[]}(\frac{\epsilon}{\delta_0}, \mathcal{F}_0, L_2(P)) \lesssim \log N_{[]}(\frac{\epsilon}{\delta_0}, \mathcal{G}_1, L_2(P)) \lesssim (\frac{\delta_0}{\epsilon})^{\frac{1}{k_1}}$, where the final inequality holds due to Assumption 5(c). This implies,

$$J_{[]}(\|F_0\|_{P,2}, \mathcal{F}, L_2(P)) \lesssim \int_0^{C\delta_0} \left(\frac{\delta_0}{\epsilon}\right)^{\frac{1}{2k_1}} d\epsilon \lesssim \frac{\delta_0}{1 - \frac{1}{2k_1}}, \quad (68)$$

where in the last step we used $2k_1 > 1$. The right hand side converges to zero as n^* goes to ∞ . Thus, $\sqrt{n^*}R_0 \xrightarrow[n^* \rightarrow \infty]{P} 0$. Following similar steps, we can show $\sqrt{n^*}\tilde{R}_0 \xrightarrow[n^* \rightarrow \infty]{P} 0$.

We will now show that $\sqrt{n^*}R_1 \xrightarrow[n^* \rightarrow \infty]{P} 0$ where $R_1 = \sum_{i=1}^{n^*} (\tilde{Z}_i \hat{w}_i^{1\text{BW}} - \frac{1}{n^*}) \{m_1(\mathbf{X}_i) - \boldsymbol{\lambda}_{21}^{*\top} \mathbf{B}(\mathbf{X}_i)\}$.

Define the function

$$f_1(\tilde{Z}, \mathbf{X}) := [n^* \tilde{Z} \rho'(g_1(\mathbf{X})) - 1] \{m_1(\mathbf{X}) - \boldsymbol{\lambda}_{21}^* \mathbf{B}(\mathbf{X})\}, \quad (69)$$

and the corresponding empirical process \mathbb{G}_n given by,

$$\mathbb{G}_n(f_1) = \sqrt{n^*} \left\{ \frac{1}{n^*} \sum_{i=1}^{n^*} f_1(\tilde{Z}_i, \mathbf{X}_i) - \mathbb{E}[f_1(\tilde{Z}, \mathbf{X})] \right\} \quad (70)$$

Denote $\Delta(\mathbf{x}) = m_1(\mathbf{x}) - \boldsymbol{\lambda}_{21}^{*\top} \mathbf{B}(\mathbf{x})$. Now, consider a class of functions \mathcal{F}_1 defined as,

$$\mathcal{F}_1 = \{f_1 : \sup_{\mathbf{x} \in \mathcal{X}} |g_1(\mathbf{x}) - g_1^*(\mathbf{x})| \leq \delta_1, \sup_{\mathbf{x} \in \mathcal{X}} |\Delta(\mathbf{x})| \leq \delta_2\}, \quad (71)$$

where $\delta_1 = C(K^{\frac{3}{4}} \sqrt{\frac{\log K}{n^*}} + K^{1-r_z})$, $\delta_2 = CK^{-s_1}$ for some constant $C > 0$. As before, using the proof of Theorem 4.2, we get

$$\sqrt{n^*} |R_1| \leq \sup_{f_1 \in \mathcal{F}_1} |\mathbb{G}_n(f_1) + \sqrt{n^*} \mathbb{E}[f_1(\tilde{Z}, \mathbf{X})]| \leq \sup_{f_1 \in \mathcal{F}_1} |\mathbb{G}_n(f_1)| + \sqrt{n^*} \sup_{f_1 \in \mathcal{F}_1} |\mathbb{E}[f_1(\tilde{Z}, \mathbf{X})]| \quad (72)$$

We show that each term on the right hand side is $o_P(1)$. For the first term, by the Markov inequality it suffices to show that $\mathbb{E}[\sup_{f_1 \in \mathcal{F}_1} |\mathbb{G}_n(f_1)|] \xrightarrow{n^* \rightarrow \infty} 0$. Now, assumptions 2(b), 2(c), and 3 imply that for $f_1 \in \mathcal{F}_1$, $|f_1(Z, \mathbf{X})| \leq C' \delta_2$ for a constant $C' > 0$. So the function $F_1(Z, \mathbf{X}) := C' \delta_2$ is an envelope of \mathcal{F}_1 , with $\|F_1\|_{P,2} \leq C' \delta_2$. By the maximal inequality,

$$\mathbb{E}[\sup_{f_1 \in \mathcal{F}_1} |\mathbb{G}_n(f_1)|] \lesssim J_{[]}(\|F_1\|_{P,2}, \mathcal{F}_1, L_2(P)), \quad (73)$$

where

$$J_{[]}(\|F_1\|_{P,2}, \mathcal{F}_1, L_2(P)) \lesssim \int_0^{C' \delta_2} \sqrt{\log N_{[]}(\epsilon, \mathcal{F}_1, L_2(P))} d\epsilon. \quad (74)$$

Define $\mathcal{F}_0 := \{f_1 : \sup_{\mathbf{x} \in \mathcal{X}} |g_1(\mathbf{x}) - g_1^*(\mathbf{x})| \leq C, \sup_{\mathbf{x} \in \mathcal{X}} |\Delta(\mathbf{x})| \leq 1\}$ for some constant $C > 0$, $\mathcal{H}_{10} := \{\gamma \in \mathcal{G}_1 + g_1^* : \sup_{\mathbf{x} \in \mathcal{X}} |\gamma(\mathbf{x})| \leq C\}$, $\mathcal{H}_{20} := \{\Delta \in \mathcal{M}_1 - \boldsymbol{\lambda}_{21}^{*\top} \mathbf{B}(\mathbf{x}) : \sup_{\mathbf{x} \in \mathcal{X}} |\Delta(\mathbf{x})| \leq 1\}$. Using similar steps as in Fan et al. (2016) and Wang and Zubizarreta (2020) to bound the log of this bracketing number, we get $\log N_{[]}(\epsilon, \mathcal{F}_1, L_2(P)) \lesssim \log N_{[]}(\frac{\epsilon}{\delta_2}, \mathcal{F}_0, L_2(P)) \lesssim \log N_{[]}(\frac{\epsilon}{\delta_2}, \mathcal{H}_{10}, L_2(P)) +$

$\log N_{[]}(\frac{\epsilon}{\delta_2}, \mathcal{H}_{20}, L_2(P)) \lesssim \log N_{[]}(\frac{\epsilon}{\delta_2}, \mathcal{G}_1, L_2(P)) + \log N_{[]}(\frac{\epsilon}{\delta_2}, \mathcal{M}_1, L_2(P)) \leq \left(\frac{\delta_2}{\epsilon}\right)^{\frac{1}{k_1}} + \left(\frac{\delta_2}{\epsilon}\right)^{\frac{1}{k_2}}$, where the final inequality holds due to assumptions 5(b) and 5(c). Thus,

$$J_{[]}(\|F_1\|_{P,2}, \mathcal{F}_1, L_2(P)) \lesssim \frac{\delta_2}{1 - \frac{1}{2k_1}} + \frac{\delta_2}{1 - \frac{1}{2k_2}}, \quad (75)$$

since $2k_1 > 1$ and $2k_2 > 1$. The right hand side converges to zero as n^* goes to infinity. Thus,

$$\sup_{f_1 \in \mathcal{F}_1} |\mathbb{G}_n(f_1)| = o_P(1).$$

Now, let $\mathcal{H}_1 = \{g \in \mathcal{G}_1 : \sup_{\mathbf{x} \in \mathcal{X}} |g_1(\mathbf{x}) - g_1^*(\mathbf{x})| \leq \delta_1\}$ and $\mathcal{H}_2 = \{\Delta \in \mathcal{M}_1 - \boldsymbol{\lambda}_{21}^{*\top} \mathbf{B} : \sup_{\mathbf{x} \in \mathcal{X}} |\Delta(\mathbf{x})| \leq \delta_2\}$.

$$\begin{aligned} \sqrt{n^*} \sup_{f_1 \in \mathcal{F}_1} |\mathbb{E}[f_1(\tilde{Z}, \mathbf{X})]| &= \sqrt{n^*} \sup_{g_1 \in \mathcal{H}_1, \Delta \in \mathcal{H}_2} |\mathbb{E}[\{n^* \tilde{Z} \rho'(g_1(\mathbf{X})) - 1\} \Delta(\mathbf{X})]| \\ &= \sqrt{n^*} \sup_{g_1 \in \mathcal{H}_1, \Delta \in \mathcal{H}_2} \left| \mathbb{E} \left[\left\{ \frac{n^* \rho'(g_1(\mathbf{X}))}{n^* \rho'(g_1^*(\mathbf{X}))} - 1 \right\} \Delta(\mathbf{X}) \right] \right| \\ &\lesssim \sqrt{n^*} \sup_{g_1 \in \mathcal{H}_1, \Delta \in \mathcal{H}_2} \left\{ \sup_{\mathbf{x} \in \mathcal{X}} |g_1(\mathbf{x}) - g_1^*(\mathbf{x})| \right\} \left\{ \sup_{\mathbf{x} \in \mathcal{X}} |\Delta(\mathbf{x})| \right\} \\ &\lesssim \sqrt{n^*} \delta_1 \delta_2 \\ &\lesssim K^{\frac{3}{4} - s_1} \sqrt{\log K} + \sqrt{n^*} K^{\frac{1}{2} - r_1 - s_1}. \end{aligned} \quad (76)$$

Here the first inequality holds by applying the mean value theorem and assumptions 2(c), 2(b), and 4(a). The second inequality holds by definition of \mathcal{H}_1 and \mathcal{H}_2 . Finally, by assumptions 3 and 5(d), the right hand side of Equation 76 goes to zero as n^* goes to infinity.

Thus, $\sqrt{n^*} R_1 \xrightarrow[n^* \rightarrow \infty]{P} 0$. Following similar steps, we can show $\sqrt{n^*} \tilde{R}_1 \xrightarrow[n^* \rightarrow \infty]{P} 0$. Finally, we consider $R_2 = \sum_{i=1}^{n^*} (\tilde{Z}_i \hat{w}_i^{1\text{BW}} - \frac{1}{n^*}) \{\boldsymbol{\lambda}_{21}^{*\top} \mathbf{B}(\mathbf{X}_i)\}$. We observe that,

$$\begin{aligned} \sqrt{n^*} |R_2| &\leq \|\boldsymbol{\lambda}_{21}^*\|_2 \left\| \sum_{i: \tilde{Z}_i=1} \hat{w}_i^{1\text{BW}} \mathbf{B}(\mathbf{X}_i) - \frac{1}{n^*} \sum_{i=1}^{n^*} \mathbf{B}(\mathbf{X}_i) \right\|_2 \\ &\leq \|\boldsymbol{\lambda}_{21}^*\|_2 \|\boldsymbol{\delta}\|_2 = o(1) \end{aligned} \quad (77)$$

The first inequality is due to Cauchy-Schwarz; the second inequality holds by construction of the weights, and the third equality holds by Assumption 3. This implies, $\sqrt{n^*} R_2 \xrightarrow[n^* \rightarrow \infty]{P} 0$. Following

similar steps, we can show $\sqrt{n^*}\tilde{R}_2 \xrightarrow[n^* \rightarrow \infty]{P} 0$. This completes the proof of the theorem.

8.2 Equivalence between one-step balancing weights and IO weights

In this section, we consider the generalization problem in a nested design setting, where the target population is the population of study non-participants. As before, we denote \mathcal{P} and \mathcal{T} as the study and target population, respectively. Let \mathcal{Q} be the population represented by the study participants and non-participants, with associated probability measure \mathbb{Q} (and density q). Also, let n^{**} be the total number of study participants and non-participants. As before, D is the indicator of being a study participant. It follows that $\mathbb{P} = \mathbb{Q}|D = 1$ and $\mathbb{T} = \mathbb{Q}|D = 0$. In particular, we can write

$$\text{TATE} = \mathbb{E}_{\mathbb{T}}[Y(1) - Y(0)] = \mathbb{E}_{\mathbb{Q}}[Y(1) - Y(0)|D = 0] \quad (78)$$

We now derive a connection between the one-step balancing weights and the inverse odds (IO) weights in this setting. The k th balancing constraint in the optimization problem in (9) can be written as,

$$\begin{aligned} & \left| \sum_{i:Z_i=z} w_i B_k(\mathbf{X}_i) - \bar{B}_k^* \right| \leq \delta_k \\ \implies & \left| \sum_{i=1}^{n^{**}} \mathbb{1}(Z_i = z) D_i w_i B_k(\mathbf{X}_i) - \frac{1}{n^*} \sum_{i=1}^{n^{**}} (1 - D_i) B_k(\mathbf{X}_i) \right| \leq \delta_k \\ \implies & \left| \sum_{i=1}^{n^{**}} \left\{ \frac{1}{n^*} (1 - D_i) - \mathbb{1}(Z_i = z) D_i w_i \right\} B_k(\mathbf{X}_i) \right| \leq \delta_k \\ \implies & \left| \sum_{i=1}^{n^*} \xi_i B_k(\mathbf{X}_i) \right| \leq \delta_k \end{aligned} \quad (79)$$

where $\xi_i = \frac{1}{n^*}(1 - D_i) - \mathbb{1}(Z_i = z)D_i w_i$. So, for the units in the group $Z_i = z$ of the sample, $w_i = (\frac{1-D_i}{n^*} - \xi_i) = -\xi_i$. For the objective function $\sum_{i:Z_i=z} \psi(w_i)$ (where ψ is a convex function of the weights), we have

$$\sum_{i:Z_i=z} \psi(w_i) = \sum_{i=1}^{n^{**}} \mathbb{1}(Z_i = z) D_i h(\xi_i), \quad (80)$$

where $h(x) = \psi(-x)$. Now, let $\underline{\mathbf{A}}$ be a $K \times n$ matrix whose (i, j) th element is $B_i(\mathbf{X}_j)$; $\underline{\mathbf{Q}} = (\mathbf{A}^\top, -\mathbf{A}^\top)^\top$; and $\mathbf{d} = (\boldsymbol{\delta}, \boldsymbol{\delta})^\top$. We can write the primal problem as

$$\begin{aligned} & \underset{\boldsymbol{\xi}}{\text{minimize}} && \sum_{i=1}^{n^{**}} \mathbb{1}(Z_i = z) D_i h(\xi_i) \\ & \text{subject to} && \underline{\mathbf{Q}} \boldsymbol{\xi} \leq \mathbf{d} \end{aligned} \quad (81)$$

gives us a convex optimization problem in $\boldsymbol{\xi}$ with linear constraints. Let \mathbf{Q}_i be the i th column of $\underline{\mathbf{Q}}$. The corresponding dual problem is given by,

$$\begin{aligned} & \underset{\boldsymbol{\lambda}}{\text{maximize}} && \sum_{i=1}^{n^{**}} \{-h_i^*(\mathbf{Q}_i^\top \boldsymbol{\lambda})\} - \boldsymbol{\lambda}^\top \mathbf{d} \\ & \text{subject to} && \boldsymbol{\lambda} \geq \mathbf{0} \end{aligned} \quad (82)$$

where,

$$\begin{aligned} h_i^*(t) &= \sup_{\xi_i} \{t\xi_i - \mathbb{1}(Z_i = z) D_i h(\xi_i)\} \\ &= \sup_{w_i} \left[\left\{ \frac{1-D_i}{n^*} - \mathbb{1}(Z_i = z) D_i w_i \right\} t - \mathbb{1}(Z_i = z) D_i h\left(\frac{1-D_i}{n^*} - \mathbb{1}(Z_i = z) D_i w_i\right) \right] \\ &= \sup_{w_i} \left[\left\{ \frac{1-D_i}{n^*} - \mathbb{1}(Z_i = z) D_i w_i \right\} t - \mathbb{1}(Z_i = z) D_i h(-w_i) \right] \\ &= \left\{ \frac{1-D_i}{n^*} - \mathbb{1}(Z_i = z) D_i \hat{w}_i^{\text{1BW}}(t) \right\} t - \mathbb{1}(Z_i = z) D_i h(-\hat{w}_i^{\text{1BW}}(t)) \end{aligned} \quad (83)$$

where $\hat{w}_i^{\text{1BW}}(t)$ satisfies $\frac{\partial}{\partial w_i} \left[\left\{ \frac{1-D_i}{n^*} - \mathbb{1}(Z_i = z) D_i w_i \right\} t - \mathbb{1}(Z_i = z) D_i h(-w_i) \right] \Big|_{w_i = \hat{w}_i^{\text{1BW}}(t)} = 0$. Solving for w_i , we get $\hat{w}_i^{\text{1BW}}(t) = -(h')^{-1}(t)$.

Therefore, the dual problem boils down to:

$$\begin{aligned} & \underset{\boldsymbol{\lambda}}{\text{minimize}} && \sum_{i=1}^{n^{**}} \left\{ -\mathbb{1}(Z_i = z) D_i \rho(\mathbf{Q}_i^\top \boldsymbol{\lambda}) + \frac{1-D_i}{n^*} \mathbf{Q}_i^\top \boldsymbol{\lambda} \right\} + \boldsymbol{\lambda}^\top \mathbf{d} \\ & \text{subject to} && \boldsymbol{\lambda} \geq \mathbf{0} \end{aligned} \quad (84)$$

where $\rho(t) = -t(h')^{-1}(t) + h((h')^{-1}(t))$. Note that $\rho'(t) = -(h')^{-1}(t)$. Therefore,

$$\hat{w}_i^{1BW}(t) = \rho'(t). \quad (85)$$

Using similar steps as in the proof of Theorem 4.1 we obtain the following form of the dual problem.

$$\underset{\boldsymbol{\lambda}}{\text{minimize}} \quad \frac{1}{n^{**}} \sum_{i=1}^{n^{**}} \left[-n^{**} \mathbb{1}(Z_i = z) D_i \rho(\mathbf{B}(\mathbf{X}_i)^\top \boldsymbol{\lambda}) + \frac{n^{**}(1 - D_i)}{n^*} \{\mathbf{B}(\mathbf{X}_i)^\top \boldsymbol{\lambda}\} \right] + |\boldsymbol{\lambda}|^\top \boldsymbol{\delta} \quad (86)$$

Also, if \hat{w}_i^{1BW} s are the optimal solutions of the primal problem and $\boldsymbol{\lambda}^\dagger$ is the optimal solution of the dual problem, then we have

$$\hat{w}_i^{1BW} = \rho'(\mathbf{B}(\mathbf{X}_i)^\top \boldsymbol{\lambda}^\dagger). \quad (87)$$

Let us consider the conditional expected loss in (86).

$$\begin{aligned} & \mathbb{E}_{\mathbb{Q}} \left[-n^{**} \mathbb{1}(Z_i = z) D_i \rho(\mathbf{B}(\mathbf{X}_i)^\top \boldsymbol{\lambda}) + \frac{n^{**}(1 - D_i)}{n^*} \{\mathbf{B}(\mathbf{X}_i)^\top \boldsymbol{\lambda}\} \middle| \mathbf{X}_i \right] \\ &= \mathbb{E}_{\mathbb{Q}} \left[-n^{**} \mathbb{1}(Z_i = z) D_i \rho(\mathbf{B}(\mathbf{X}_i)^\top \boldsymbol{\lambda}) \middle| \mathbf{X}_i \right] + \frac{n^{**}}{n^*} (1 - \pi(\mathbf{X}_i)) \{\mathbf{B}(\mathbf{X}_i)^\top \boldsymbol{\lambda}\} \\ &= -n^{**} \rho(\mathbf{B}(\mathbf{X}_i)^\top \boldsymbol{\lambda}) \mathbb{P}_{\mathbb{Q}}(Z_i = z | \mathbf{X}_i) \pi(\mathbf{X}_i) + \frac{n^{**}}{n^*} \{1 - \pi(\mathbf{X}_i)\} \{\mathbf{B}(\mathbf{X}_i)^\top \boldsymbol{\lambda}\} \\ &=: \phi(\boldsymbol{\lambda}) \end{aligned} \quad (88)$$

We now minimize this expected loss $\phi(\boldsymbol{\lambda})$ wrt $\boldsymbol{\lambda}$. The minimizer $\boldsymbol{\lambda}^{**}$ satisfies the following—

$$\rho'(\mathbf{B}(\mathbf{X}_i)^\top \boldsymbol{\lambda}^{**}) = \frac{1 - \pi(\mathbf{X}_i)}{n^* \pi(\mathbf{X}_i) \mathbb{P}_{\mathbb{Q}}(Z_i = z | \mathbf{X}_i)}. \quad (89)$$

This implies, the solutions \hat{w}_i^{1BW} s implicitly estimate the IO weights.

8.3 R Code

In this section, we provide instructions on how to implement stable balancing weights (1BW) using 1BW package for R. First, however, we recommend installing **gurobi**, an optimizer which increases the performance of 1BW. Instructions on installation can be found on <https://www.gurobi.com>.

Next, install the 1BW package in R via the code `install.packages("1BW")`. Now, in this section, we provide example code that would be used to weight the data set from the applied study corresponding to the randomized participants. We weight these data toward a covariate profile constructed from the covariate means of the entire recruited sample.

First, read in the trial data (`oakland_analysis_final.dta`) and the recruited sample data (`oakland_analysis_selection.dta`) and list the covariates to balance.

```
> library(sbw)
> oakland.final <- read_dta("oakland_analysis_final.dta")
> oakland.selection <- read_dta("oakland_analysis_selection.dta")
> T1.vars <- c("good_sa_health",
>              "any_health_prob",
>              "ER_2years",
>              "nights_hosp_2years",
>              "hosp_visits_2years",
>              "med_mistrust",
>              "has_PCP",
>              "uninsured",
>              "age",
>              "married",
>              "unemployed",
>              "HSless",
>              "low_income",
>              "benefits")
```

For the sake of this analyses, we have imputed missing values with the mean for continuous covariates and created an additional missing category for categorical covariates. For continuous imputed covariates, we also add a dummy variable indicating missingness. These additional variables are added to the list to balance. For the sake of space, we omit including the code that performs these imputations. We assume that the final list of covariates is included in the list `T1.vars.imp`. We assume the data sets `oakland.selection` and `oakland.final` have been updated accordingly.

Next, we define the balance tolerances. We define each covariate's tolerance as 0.1 times the covariate standard deviation in the recruited sample.

```
> sd_targets <- apply(as.matrix(oakland.selection[T1.vars.imp]), 2, sd)
> tols <- 0.1  sd_targets
```


Next we subset the trial data by treatment group (i.e., values of `black_dr`) — as we want to weight each treatment group toward the target profile. Then we define the various inputs to the `sbw` function. For this first implementation, we manually set the tolerances, restrict the weights to be positive (`wei_pos = TRUE`), and restrict the weights to sum to one (`wei_sum = TRUE`).

```
> t_ind <- "black_dr"
> dat.1 <- subset(dat, dat[t_ind][,1] == 1)
> dat.0 <- subset(dat, dat[t_ind][,1] == 0)
> bal_cov <- T1.vars.imp
> bal_alg <- FALSE
> bal_tol <- tols
> bal_std <- "manual"
> bal <- list(bal_cov = bal_cov, bal_alg = bal_alg, bal_tol = bal_tol, bal_std = bal_std)
> wei <- list(wei_sum = TRUE, wei_pos = TRUE)
> par_tar <- colMeans(oakland.selection[T1.vars.imp])
```

Next, we balance each treatment group and combine the weighted data into a single data set with both treatment groups.

```
> sbw.results.1 <- sbw(dat = dat.1, bal = bal, par = list(par_est = "aux", par_tar = par_tar), sol = list(sol_nam = "gurobi"), wei = wei)
> sbw.results.0 <- sbw(dat = dat.0, bal = bal, par = list(par_est = "aux", par_tar = par_tar), sol = list(sol_nam = "gurobi"), wei = wei)
> weighted.df.1 <- sbw.results.1$dat_weights
> weighted.df.0 <- sbw.results.0$dat_weights
> weighted.df <- rbind(weighted.df.1, weighted.df.0)
```

Using the weighted data, we can compute the TATE directly via weighted means. For the sake of demonstration, we evaluate the TATE for the outcome that measures whether the participant elected to receive a flu shot after their doctor's visit.

```
> mean.1 <- weighted.mean(weighted.df.1["post_flu"][,1], weighted.df.1["sbw_weights"][,1])
> mean.0 <- weighted.mean(weighted.df.0["post_flu"][,1], weighted.df.0["sbw_weights"][,1])
```

We omit the code to compute standard errors and confidence intervals via bootstrapping. In addition to supplying the tolerances manually, one could also implement the algorithm that selects the tolerances from a grid of options in a data-adaptive way. Code to implement this method appears below.

```

> t_ind <- "black_dr"
> dat.1 <- subset(dat, dat[t_ind][,1] == 1)
> dat.0 <- subset(dat, dat[t_ind][,1] == 0)
> bal_cov <- T1.vars.imp
> bal_alg <- TRUE
> bal_std <- "manual"
> bal_gri <- c(0.0001, 0.001, 0.002, 0.005, 0.01, 0.02, 0.05, 0.1)
> bal <- list(bal_cov = bal_cov, bal_alg = bal_alg, bal_tol = NULL, bal_std = bal_std,
bal_gri = bal_gri)
> wei <- list(wei_sum = TRUE, wei_pos = TRUE)
> par_tar <- colMeans(oakland.selection[T1.vars.imp])
> sbw.results.1 <- sbw(dat = dat.1, bal = bal, par = list(par_est = "aux", par_tar
= par_tar), sol = list(sol_nam = "gurobi"),wei = wei)
> sbw.results.0 <- sbw.results.1 <- sbw(dat = dat.0, bal = bal, par = list(par_est
= "aux", par_tar = par_tar), sol = list(sol_nam = "gurobi"),wei = wei)
> weighted.df.1 <- sbw.results.1$dat_weights
> weighted.df.0 <- sbw.results.0$dat_weights
> weighted.df <- rbind(weighted.df.1, weighted.df.0)

```