

Regenerative Particle Thompson Sampling*

Zeyu Zhou[†], Bruce Hajek[‡], Nakjung Choi[§], Anwar Walid[¶]

January 24, 2024

Abstract

This paper proposes regenerative particle Thompson sampling (RPTS), a flexible variation of Thompson sampling. Thompson sampling itself is a Bayesian heuristic for solving stochastic bandit problems, but it is hard to implement in practice due to the intractability of maintaining a continuous posterior distribution. Particle Thompson sampling (PTS) is an approximation of Thompson sampling obtained by simply replacing the continuous distribution by a discrete distribution supported at a set of weighted static particles. We observe that in PTS, the weights of all but a few fit particles converge to zero. RPTS is based on the heuristic: delete the decaying unfit particles and regenerate new particles in the vicinity of fit surviving particles. Empirical evidence shows uniform improvement from PTS to RPTS and flexibility and efficacy of RPTS across a set of representative bandit problems, including an application to 5G network slicing.

1 Introduction

A bandit problem is a sequential decision problem that elegantly captures the fundamental trade-off between the exploitation of actions with high rewards in the past and the exploration of actions that may produce higher rewards in the future. *Thompson sampling (TS)* is a Bayesian heuristic for solving bandit problems with an assumption that the rewards are generated according to a given distribution with a fixed unknown parameter. TS maintains a posterior distribution on the parameter and selects an action according to the posterior probability that the action is optimal. The biggest advantage of TS is its ability to automatically handle setups with a complex information structure, where knowing the performance of one action may inform properties about other actions. Also, it has strong empirical performance [5]. Theoretical performance guarantees of TS have been established for some bandit problems [12, 1, 2, 8]. However, efficient updating, storing, and sampling from the posterior distribution in TS are only feasible for some special cases (e.g. conjugate distributions). For general bandit problems, one has to resort to various approximations, most of which are complicated and have restrictive assumptions.

Particle Thompson sampling (PTS) is an approximation of TS based on the following idea: replace the continuous posterior distribution by a discrete distribution supported at a set of weighted

*Parts of this work have been published as two papers in *Proceedings of the 57th Annual Conference on Information Sciences and Systems (CISS)*, Baltimore, MD, USA, March, 2023, titled [Particle Thompson Sampling with Static Particles](#) and [Improving Particle Thompson Sampling with Regenerative Particles](#).

[†]Department of Radiology, Mayo Clinic, Rochester, Minnesota, USA. Email: zeyuzhou91@gmail.com

[‡]Department of Electrical and Computer Engineering and the Coordinated Science Laboratory, University of Illinois at Urbana-Champaign, Email: b-hajek@illinois.edu

[§]Network System and Security Research, Nokia Bell Labs, Murray Hill, New Jersey, USA. Email: nakjung.choi@nokia-bell-labs.com

[¶]Amazon, New York, USA. Email: acmanwar@acm.org

static particles. Updating the posterior distribution then becomes updating the particles’ weights by Bayes formula, followed by normalization. PTS is flexible: it applies to very general bandit setups. Also, PTS is very easy to implement. However, it may seem on the surface that the crude approximation may bring down the performance of TS significantly, because the set of particles in PTS is finite and static and may not contain the actual parameter. Intuitively, the performance of PTS can be improved by using more particles. However, that comes with an increasing computational cost.

The main contributions of this paper:

- We provide an analysis of PTS for general bandit problems, without assuming that the set of particles contains the hidden system parameter. The main result is a drift-based sample-path necessary condition on the surviving particles, illuminating the phenomenon that fit particles survive and unfit particles decay.
- We propose an algorithm, *regenerative particle Thompson sampling* (RPTS), to improve PTS. The heuristic is: periodically replace the decaying unfit particles in PTS with new generated particles in the vicinity of the survivors. Empirical results show that RPTS algorithms outperform PTS uniformly for a set of representative bandit problems. RPTS is very flexible and easy to implement.
- We show an application of PTS and RPTS to network slicing, a 5G communication network problem, and demonstrate their efficacy through simulation.

The remainder of this paper is organized as follows. Section 2 lists some related work. Section 3 introduces the general setup and notation of stochastic bandit problems and PTS. Section 4 provides a sample-path analysis of PTS. Section 5 introduces RPTS and presents some simulation results. Section 6 shows an application of PTS and RPTS to network slicing. Section 7 concludes the paper and mentions some potential future work.

2 Related Work

See [4] and [15] for a survey and recent developments in bandit problems.

Upper-confidence-bound (UCB) algorithms [3, 7] have certain theoretical guarantees for some simple bandit models. KL-UCB [7] even meets a lower bound on regret established in [14]. Empirically, UCB algorithms are not very competitive in the non-asymptotic regime due to their inefficient exploration and inability to take advantage of the problem structure for complex bandit problems.

Reward-biased maximum likelihood estimation (RBMLE) [16, 11] reduces to an indexed policy like UCB and performs well compared to state-of-art algorithms. But for many problems in which the actions give information about the parameter in complicated ways, there is no efficient implementation of RBMLE.

Thompson sampling (TS) [20] has strong empirical performance [5] and can handle rather general and complex stochastic bandit problems [8, 19]. Note that there are certain problems for which TS does not work well [19] and it is still an active area of research to identify such problems and design algorithms to solve them.

TS can be implemented efficiently in setups where a conjugate prior exists for the reward distribution. In cases where a conjugate prior is not available, one need to resort to approximations of TS, such as Gibbs sampling, Laplace approximation, Langevin Monte Carlo, and bootstrapping [19]. These approximations are either complicated, or rely on restrictive assumptions.

[17] proposes ensemble sampling, which is related to the idea of PTS because it aims to maintain a set of particles (called “models” in the paper) independently and identically sampled from the posterior distribution in order to approximate TS. Particles in ensemble sampling are unweighted. A major restriction of the algorithm is that it requires Gaussian noise in the observation. Also, except in special setups, updating the particles in ensemble sampling requires solving an optimization problem that accounts for all the data from the start to the current time.

To the best of our knowledge, the term *particle Thompson sampling* first appeared in [13], where the authors apply PTS as an efficient approximation of TS to solve a matrix-factorization recommendation problem. Note that in their work, the particles are not static, but are incrementally re-sampled at each step through an MCMC-kernel. The re-sampling method relies heavily on the specific problem structure. It is not clear how it can be generalized to other bandit problems.

[8] analyzes TS for general stochastic bandit problems. The main result is that with high probability the number of plays of non-optimal actions is upper bounded by $B + C \log T$, where B, C are problem-dependent constants and T is the time horizon. For technical tractability, the paper assumes the prior distribution of the parameter is supported over a finite (possibly huge) set instead of a continuum. Therefore, TS in the paper is tantamount to PTS, with the finite prior support set equivalent to a set of particles. The result of the paper relies on a realizability assumption (called “grain of truth” in the paper): the finite support set of the prior includes the true system parameter. However, for PTS when the true parameter exists in a continuum, the realizability assumption is unreasonable. In fact, without the realizability assumption, PTS may be inconsistent, i.e., the running average regret may not converge to zero. In this paper, PTS is analyzed without the realizability assumption. The analysis is inspired by [8], especially on how KL divergence comes into play in the measurement of the fitness of particles.

3 Setup and Preliminaries

3.1 Stochastic bandit problem

A *stochastic bandit problem* contains the following elements: an action set \mathcal{A} , an observation space \mathcal{Y} , a parameter space Θ , a known observation model $P_\theta(\cdot|a)$ and a reward function $R : \mathcal{Y} \rightarrow \mathbb{R}$. Consider a player who acts at steps $t = 1, 2, \dots$. At step t , the player takes an action $A_t \in \mathcal{A}$, then observes $Y_t \in \mathcal{Y}$ according to the observation model $P_{\theta^*}(\cdot|A_t)$ for some fixed and unknown $\theta^* \in \Theta$, independent of past observations. The observation Y_t then incurs a reward $R_t = R(Y_t)$. The goal of the player is to maximize the cumulative reward. For notational convenience, we denote an instance of the stochastic bandit problem by $\text{StochasticBandit}(\mathcal{A}, \mathcal{Y}, \Theta, P_\theta(\cdot|a), R, \theta^*)$.¹ Let $\mathcal{H}_t = (A_1, \dots, A_t, Y_1, \dots, Y_t)$ denote the history of actions and observations up to time t . An algorithm is a (possibly randomized) mapping from \mathcal{H}_{t-1} to \mathcal{A} , for each step t . The performance of an algorithm is measured by *regret*. Let $a^* \triangleq \arg \max_{a \in \mathcal{A}} \mathbb{E}_{\theta^*}[R(Y)|a]$ denote the optimal action that maximizes the mean reward, assuming complete knowledge about θ^* . Let $R^* \triangleq \mathbb{E}_{\theta^*}[R(Y)|a^*]$ denote the maximum expected reward. The regret of an algorithm that selects A_t at time t is $\text{reg}_t \triangleq R^* - \mathbb{E}_{\theta^*}[R(Y)|A_t]$, the difference between the expected reward of an optimal action and the action selected by the algorithm. The cumulative regret and running average regret up to time t are $\sum_{\tau=1}^t \text{reg}_\tau$ and $\frac{1}{t} \sum_{\tau=1}^t \text{reg}_\tau$, respectively.

¹The problem can be made more general by adding contexts. Let \mathcal{C} be a context set. The observation model becomes $P_\theta(\cdot|a, c)$. At each step of the game, the game player receives an arbitrary context $c_t \in \mathcal{C}$ before taking action A_t . The observation Y_t follows distribution $P_{\theta^*}(\cdot|A_t, c_t)$. This is known as the contextual stochastic bandit model, for which PTS still works. The reason we do not use this more general model here is that we want to emphasize the key word *stochastic*, not contextual.

Example 1 (Bernoulli bandit). Let K be a positive integer. A Bernoulli bandit problem depicts a player who picks an arm indexed by $a \in \{1, \dots, K\}$ at each step, which generates a reward of either 0 or 1 according to a Bernoulli distribution parameterized by $\theta_a^* \in [0, 1]$, fixed and unknown. This is a stochastic bandit problem with $\mathcal{A} = \{1, 2, \dots, K\}$, $\mathcal{Y} = \{0, 1\}$, $\Theta = [0, 1]^K$, $P_\theta(\cdot|a) \sim \text{Bernoulli}(\theta_a)$, and $R(y) = y$. This is a bandit problem with separable actions – the observation distribution for each action is parametrized by a corresponding coordinate of θ^* .

Example 2 (Max-Bernoulli bandit). Let K, M be positive integers with $K \geq 2$ and $M < K$. A max-Bernoulli bandit problem is similar to the Bernoulli bandit, with arms indexed by $\{1, \dots, K\}$ and each arm is associated with a Bernoulli distribution with a fixed and unknown parameter θ_a^* . The difference is that, in a max-Bernoulli bandit problem, the player picks M different arms at each step instead of one. The reward is the maximum of the M binary values generated by the M selected arms. This problem can be formulated as a stochastic bandit problem with $\Theta = [0, 1]^K$, $\mathcal{A} = \binom{[K]}{M} = \{S \subset [K] : |S| = M\}$, $\mathcal{Y} = \{0, 1\}$. Given $a = (a_1, \dots, a_M) \in \mathcal{A}$, observe $Y = \max_{m \in [M]} X_m$, where $X_m \sim \text{Bernoulli}(\theta_{a_m}^*)$. That is, the observation model is $P_\theta(\cdot|a) \sim \text{Bernoulli}(1 - \prod_{m \in M} (1 - \theta_{a_m}))$. The reward function is $R(y) = y$. Actions in the max-Bernoulli bandit problem are not separable. The number of actions, $\binom{K}{M}$, can be much larger than K , the dimension of the parameter space. The problem is considered in [8].

Example 3 (Linear bandit). A linear bandit problem has two parameters: a positive integer K and $\sigma_W^2 > 0$. It is a stochastic bandit problem with $\Theta = \mathbb{R}^K$, $\mathcal{A} = \mathcal{S}^{K-1} = \{x \in \mathbb{R}^K : \|x\|_2 = 1\}$, the surface of a unit sphere in \mathbb{R}^K , $\mathcal{Y} = \mathbb{R}$ and $R(y) = y$. Given an action $a \in \mathcal{A}$, we observe $Y = \langle \theta^*, a \rangle + W$, where $\theta^* \in \Theta^K$ is fixed and unknown and $W \sim \mathcal{N}(0, \sigma_W^2)$ is some Gaussian noise. That is, the observation model is $P_\theta(\cdot|a) \sim \mathcal{N}(\langle \theta, a \rangle, \sigma_W^2)$. The problem is named “linear” because the expected reward in each round is an unknown linear function of the action taken. This is an example of a bandit problem in which the dimension of the parameter space is finite, but the number of actions is infinite.

3.2 Particle Thompson sampling (PTS)

Thompson sampling (TS) is the algorithm for solving stochastic bandit problems, shown in Algorithm 1.

Algorithm 1 Thompson sampling (TS)

Inputs: $\mathcal{A}, \mathcal{Y}, \Theta, P_\theta(\cdot|a), R, \theta^*$

Initialization: prior π_0 over Θ

- 1: **for** $t = 1, 2, \dots$ **do**
 - 2: Sample $\theta_t \sim \pi_{t-1}$
 - 3: Play $A_t \leftarrow \arg \max_{a \in \mathcal{A}} \mathbb{E}_{\theta_t} [R(Y)|A_t = a]$
 - 4: Observe $Y_t \sim P_{\theta^*}(\cdot|A_t)$
 - 5: Update π_t : $\pi_t(\theta) = \frac{P_\theta(Y_t|A_t)\pi_{t-1}(\theta)}{\int_{\Theta} P_\theta(Y_t|A_t)\pi_{t-1}(\theta) d\theta} \quad \forall \theta \in \Theta$.
 - 6: **end for**
-

TS is often difficult to implement in practice because π_t may not have a closed form. Even if a closed form can be obtained, it is not clear how it can be efficiently stored and be sampled from. The idea of particle Thompson sampling (PTS) (Algorithm 2) is to approximate π_t by a discrete distribution $w_t = (w_{t,1}, \dots, w_{t,N})$ supported on a finite set of fixed particles $\mathcal{P}_N = \{\theta^{(1)}, \dots, \theta^{(N)}\} \subset \Theta$, where N is the number of particles.

Algorithm 2 Particle Thompson sampling (PTS)

Inputs: $\mathcal{A}, \mathcal{Y}, \Theta, P_\theta(\cdot|a), R, \theta^*, \mathcal{P}_N$ **Initialization:** $w_0 \leftarrow (\frac{1}{N}, \dots, \frac{1}{N})$

- 1: **for** $t = 1, 2, \dots$ **do**
 - 2: Generate θ_t from \mathcal{P}_N according to weights w_{t-1}
 - 3: Play $A_t \leftarrow \arg \max_{a \in \mathcal{A}} \mathbb{E}_{\theta_t} [R(Y)|A_t = a]$
 - 4: Observe $Y_t \sim P_{\theta^*}(\cdot|A_t)$
 - 5: **for** $i \in \{1, 2, \dots, N\}$ **do**
 - 6: $\tilde{w}_{t,i} = w_{t-1,i} P_{\theta^{(i)}}(Y_t|A_t)$
 - 7: **end for**
 - 8: $w_t \leftarrow$ normalize \tilde{w}_t
 - 9: **end for**
-

In practice, one can use a pre-determined set of points \mathcal{P}_N in Θ , or randomly generate some points from Θ . $\tilde{w}_{t,i}$ is the unnormalized weight of particle i at time t . Step 6 can be alternatively implemented by $\tilde{w}_{t,i} = \tilde{w}_{t-1,i} P_{\theta^{(i)}}(Y_t|A_t)$, with the initialization $\tilde{w}_0 = w_0$, because it yields the same normalized vectors w_t . PTS is very flexible because it does not require any structure on the observation model $P_\theta(\cdot|a)$, as long as the model is given. Steps 5-7 in Algorithm 2 are easy to implement: they require only multiplication and normalization. For notational convenience, we denote an instance of particle Thompson sampling with particle set \mathcal{P}_N by $\text{PTS}(\mathcal{P}_N)$.

4 A Sample-Path Analysis of PTS

We provide an analysis of PTS in this section. The main result is a sample-path necessary condition for surviving particles based on drift information.

Notation: Let $I_t \in [N]$ be the index of the particle chosen at time t . Thus, $I_t \sim w_{t-1}$. Let $A_t \in \mathcal{A}$ be the arm chosen at time t . Let $A : \Theta \rightarrow \mathcal{A}$ be the function mapping from a particle to the corresponding optimal arm, defined by $A(\theta) = \arg \max_{a \in \mathcal{A}} \mathbb{E}_\theta [R(Y)|a]$. If there are multiple maximizers, let $A(\theta)$ be one of them selected deterministically. With a slight abuse of notation, we sometimes abbreviate $A(\theta^{(i)})$ by $A(i)$. So $A_t = A(I_t)$. For any $x \in \mathbb{R}^N$, define $\text{supp}(x) \triangleq \{i \in [N] : x_i \neq 0\}$ and $\arg \max x \triangleq \{i \in [N] : x_i = \max_{j \in [N]} x_j\}$.

Recall from Algorithm 2 that the unnormalized weights of the particles evolve by the equation $\tilde{w}_{t,i} = \tilde{w}_{t-1,i} P_{\theta^{(i)}}(Y_t|A_t)$, where $Y_t \sim P_{\theta^*}(\cdot|A_t)$.

Definition 1. (Drift matrix) For a given $\text{StochasticBandit}(\mathcal{A}, \Theta, \mathcal{Y}, P_\theta(\cdot|a), R, \theta^*)$ problem and a set of particles $\mathcal{P}_N \subset \Theta$, the *drift matrix* D is a $N \times N$ matrix, where

$$D_{ij} \triangleq \mathbb{E} [\ln \tilde{w}_{t,j} - \ln \tilde{w}_{t-1,j} | I_t = i] = \mathbb{E} [\ln P_{\theta^{(j)}}(Y_t|A_t) | I_t = i] = \mathbb{E}_{Y \sim P_{\theta^*}(\cdot|A(i))} [\ln P_{\theta^{(j)}}(Y|A(i))] ,$$

for $i, j \in [N]$. In words, D_{ij} is the (exponential) drift of particle j when particle i is chosen.

The following properties of D are readily verified: 1) Entries in D are non-positive; 2) D is independent of time, fundamentally because $\{\tilde{w}_t\}$ is a time-homogeneous Markov process; 3) Row i_1 and row i_2 of D are the same if $A(i_1) = A(i_2)$. Therefore D can have at most $|\mathcal{A}|$ distinct rows. In what follows we consider drift matrices D and D' to be equivalent if each row in D' is equal to the corresponding row of D up to an additive constant. Therefore, D remains in the same equivalence class if for each i the constant $-\mathbb{E} [\ln P_{\theta^*}(Y|A(i))]$ is added to row i . Therefore, a representative

choice of D is the following:

$$D_{ij} \stackrel{\text{equivalent}}{=} -\mathbb{E}_{Y \sim P_{\theta^*}(\cdot|A(i))} \left[\ln \frac{P_{\theta^*}(Y|A(i))}{P_{\theta^{(j)}}(Y|A(i))} \right] = -\text{KL} (P_{\theta^*}(\cdot|A(i)) \parallel P_{\theta^{(j)}}(\cdot|A(i))).$$

Here D_{ij} is the negative of KL divergence between distributions $P_{\theta^*}(\cdot|A(i))$ and $P_{\theta^{(j)}}(\cdot|A(i))$. In this sense, the i th row of D gives the relative fitness of the particles for action $A(i)$, and the j^{th} column of D gives the fitness of particle j for action $A(i)$ varying over all i .

We need the following two assumptions before the main result.

Assumption 1 (Sample path assumptions). Consider the problem $\text{StochasticBandit}(\mathcal{A}, \Theta, \mathcal{Y}, P_{\theta}(\cdot|a), R, \theta^*)$ and suppose $\text{PTS}(\mathcal{P}_N)$ is run for a set of N particles $\mathcal{P}_N \subset \Theta$. Assume that the sample path satisfies the following: there exists a non-empty set $S \subset [N]$ that satisfies²

- (a) (Non-zero decaying rate gap) For any $i \notin S$ and $j \in S$, $\limsup_{t \rightarrow \infty} \frac{1}{t} (\ln \tilde{w}_{t,i} - \ln \tilde{w}_{t,j}) < 0$, and
- (b) (Existence of survivor limiting distribution) $G_t = (\ln \tilde{w}_{t,i} - \ln \tilde{w}_{t,j} : i, j \in S) \in \mathbb{R}^{|S| \times |S|}$ has a limiting empirical distribution μ_G . In other words, for any bounded continuous function h on $\mathbb{R}^{|S| \times |S|}$, $\frac{1}{t} \sum_{\tau=0}^t h(G_{\tau}) \rightarrow \mathbb{E}_{\mu_G}[h]$.

The set S can be thought of as the set of surviving particles. Assumption 1(a) says the (unnormalized) weight decaying rate of a non-surviving particle is strictly less than that of a surviving particle. Consequently, the weight of a non-surviving particle converges to 0 exponentially fast. Assumption 1(b) says that the process G_t has some ergodicity property. It is similar to saying that G_t is Harris recurrent, except G_t is not Markov, because it excludes information about particles not in S . Note that knowing any row of G_t determines all the other entries of G_t .

Assumption 2 (Boundedness of observation model). Assume that the observation model $P_{\theta}(\cdot|a)$ satisfies: there exists constants $b_0, B_0 > 0$, such that for any $\theta, \theta' \in \Theta$, $b_0 \leq \frac{P_{\theta}(y|a)}{P_{\theta'}(y|a)} \leq B_0$ for any $y \in \mathcal{Y}, a \in \mathcal{A}$.

The assumption can be easily verified for problems in which $|\mathcal{Y}| < \infty$ and $|\mathcal{A}| < \infty$, for example, the Bernoulli bandit and max-Bernoulli bandit problems.

Define a probability vector π over $[N]$ by $\pi_i = \lim_{t \rightarrow \infty} \frac{1}{t+1} \sum_{\tau=0}^t w_{\tau,i}$. That is, π_i is the limiting running average weight of particle i , if it exists. The following proposition shows the relationship between π and the drift matrix D and provides a necessary condition for surviving particles in a sample path.

Proposition 1 (Sample-path necessary surviving condition). *Let $\text{StochasticBandit}(\mathcal{A}, \Theta, \mathcal{Y}, P_{\theta}(\cdot|a), R, \theta^*)$ be a given problem and $\mathcal{P}_N \subset \Theta$ a given set of N particles. Suppose $P_{\theta}(\cdot|a)$ satisfies Assumption 2. Consider running $\text{PTS}(\mathcal{P}_N)$ for the problem. Let D be the drift matrix. For a sample path of the algorithm under Assumption 1, π is well defined and satisfies*

$$\arg \max(\pi D) = \text{supp}(\pi) = S, \tag{1}$$

where S is the set in Assumption 1.

²There are two additional technical assumptions on sample-path, which are put in appendix Section A to save space.

The proposition says that, if a set of particles S were to survive in a sample path, they must have a limiting average selection distribution π that satisfies (1). The j th coordinate of πD , $(\pi D)_j$, is equal to $\langle \pi, D_{\cdot j} \rangle$, where $D_{\cdot j} = (D_{1j}, \dots, D_{Nj})$ is the j th column of D , the drifts of particle j when particles $1, 2, \dots, N$ are chosen, which we recall can be interpreted as the fitness of particle j . Thus, $(\pi D)_j$ is the average fitness of particle j , assuming distribution π is used to select a random action $A(i)$. Therefore, (1) means that, with respect to distribution π , each surviving particle has the same average fitness, and the average fitness of each non-surviving particle is strictly smaller. This aligns with our observation in experiments: *fit particles survive, unfit particles decay*. Note the following caveat: Proposition 1 provides a sample-path condition for surviving particles. The actual set of survivors may be random. Thus, there may be more than one π that satisfies (1).

Applying Proposition 1 to Bernoulli bandit with randomly generated particles in PTS, yields the following corollary that says that not many particles can survive.

Corollary 2. *Let \mathcal{P}_N be a set of N points generated independently and uniformly at random from $[0, 1]^K$. Consider running PTS(\mathcal{P}_N) for a given Bernoulli bandit problem with K arms and with $\theta^* \in [0, 1]^K$. Suppose that any sample path satisfies Assumption 1. Then with probability one, at most K particles can survive, i.e. $|\text{supp}(\pi)| \leq K$.*

We suspect that something similar can be said about the fewness of survivors for other bandit problems in which the action space has a finite dimension K (the number of actions may be much larger). But we don't have a proof.

Proofs of Proposition 1 and Corollary 2 can be found in Appendix Section A. For more evidence and intuition of the assumptions and conclusions of Proposition 1 and Corollary 2, see Appendix Section B, where a thorough analysis of PTS for two-arm Bernoulli bandit is provided.

5 RPTS: Regenerative Particle Thompson Sampling

This section proposes *regenerative particle Thompson sampling* (RPTS) and demonstrates its performance by simulation. Recall that, in PTS, fit particles survive, unfit particles decay, and most particles eventually decay. When the weights of the decaying particles become so small that they become essentially inactive, continuing using these particles would be a waste of computational resource. A natural thing to do is to delete those decaying particles and use the saved computational resource to improve the algorithm. RPTS (Algorithm 3) is based on the following heuristic inspired by biological evolution: *delete unfit decaying particles, regenerate new particles in the vicinity of the fit surviving particles*.

Steps 1-8 of RPTS are the same as PTS (Algorithm 2). The difference is that RPTS adds steps 9-14. Three new hyper-parameters are introduced: f_{del} , the fraction of particles to delete; w_{inact} , the weight threshold for deciding inactive particles; w_{new} , the new (aggregate) weight of regenerated particles. The CONDITION in Step 9 checks if f_{del} fraction of the particles become inactive. If so, we find the lowest weighted f_{del} fraction of the particles (Step 10), delete them, and regenerate the same number of particles through RPTS-Exploration (Step 11). In RPTS-Exploration, we first calculate the empirical mean μ_t and covariance matrix Σ_t of all the particles based on their current weights w_t ³, i.e. $\mu_t = \sum_{i=1}^N w_{t,i} \theta^{(i)}$ and $\Sigma_t = \sum_{i=1}^N w_{t,i} (\theta^{(i)} - \mu_t) (\theta^{(i)} - \mu_t)^T$, then generate the new particles according to a multi-variate Gaussian distribution. I_K is the $K \times K$ identity matrix. We use $\frac{1}{K} \text{tr}(\Sigma_t) I_K$ as the covariance matrix instead of Σ_t , in case Σ_t is or close to singular. This

³According to the RPTS heuristic, one may expect to calculate μ_t and Σ_t based on the weights of the surviving particles only, instead of all the particles. But because the surviving particles have a total weight of at least $1 - w_{inact}$, close to 1, the difference is negligible.

Algorithm 3 Regenerative particle Thompson sampling (RPTS)

Input: $\mathcal{A}, \mathcal{Y}, \Theta \subset \mathbb{R}^K, P_{\theta}(\cdot|a), R, \theta^*, \mathcal{P}_N$ **Parameters:** $N, f_{del} \in (0, 1), w_{inact} \in (0, 1), w_{new} \in (0, 1)$ **Initialization:** $w_0 \leftarrow (\frac{1}{N}, \dots, \frac{1}{N})$

```
1: for  $t = 1, 2, \dots$  do
2:   Generate  $\theta_t$  from  $\mathcal{P}_N$  according to weights  $w_{t-1}$ 
3:   Play  $A_t \leftarrow \arg \max_{a \in \mathcal{A}} \mathbb{E}_{\theta_t} [R(Y)|A_t = a]$ 
4:   Observe  $Y_t \sim P_{\theta^*}(\cdot|A_t)$ 
5:   for  $i \in \{1, 2, \dots, N\}$  do
6:      $\tilde{w}_{t,i} = w_{t-1,i} P_{\theta^{(i)}}(Y_t|A_t)$ 
7:   end for
8:    $w_t \leftarrow$  normalize  $\tilde{w}_t$ 
9:   if  $\text{CONDITION}(w_t, N, f_{del}, w_{inact}) = \text{True}$  then
10:     $\mathcal{I}_{del} \leftarrow$  the indices of the lowest weighted  $\lceil f_{del}N \rceil$  particles in  $\mathcal{P}_N$ 
11:     $\{\theta^{(i)} : i \in \mathcal{I}_{del}\} \xleftarrow{\text{replace}}$  RPTS-Exploration
12:     $w_{t,i} \leftarrow \frac{w_{new}}{\lceil f_{del}N \rceil}$  for each  $i \in \mathcal{I}_{del}$ 
13:    normalize  $w_t$ 
14:   end if
15: end for
```

CONDITION $(w_t, N, f_{del}, w_{inact})$: $w'_t \leftarrow$ sort w_t in ascending orderIf $\sum_{i=1}^{\lceil f_{del}N \rceil} w'_{t,i} \leq w_{inact}$: Return TrueElse: Return False

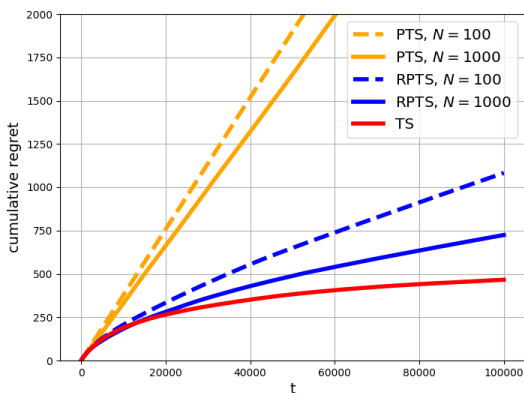
RPTS-Exploration: $\mu_t \leftarrow \mathbb{E}_{\theta \sim w_t}[\theta], \Sigma_t \leftarrow \mathbb{E}_{\theta \sim w_t}[(\theta - \mu_t)(\theta - \mu_t)^T]$ Generate $\lceil f_{del}N \rceil$ particles $\overset{i.i.d.}{\sim} \mathcal{N}(\mu_t, \frac{1}{K} \text{tr}(\Sigma_t) I_K)$, project to Θ

particle regeneration strategy requires that the parameter space Θ is a subset of \mathbb{R}^K . If a newly generated particle is outside of Θ , we project it to Θ in any natural way.⁴ Step 12 means that the newly generated $\lceil f_{del}N \rceil$ particles are assigned a total weight of w_{new} and each of them has the same weight.

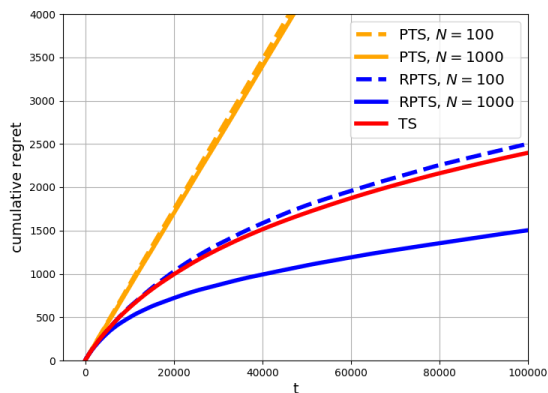
Typical values of the three hyperparameters are $f_{del} = 0.8$, $w_{inact} = 0.001$ and $w_{new} = 0.01$. Section C in appendix elaborates on the choice of these values.

We run simulations⁵ to compare RPTS with PTS and TS. Selected results are shown in Figure 1. For the Bernoulli bandit problem, TS is implemented as a bench mark. For max-Bernoulli bandit, it is not clear how TS can be implemented. Each curve is obtained by averaging over 200 independent simulations. In each simulation of PTS or RPTS, the initial particles are generated uniformly at random from $[0, 1]^K$.

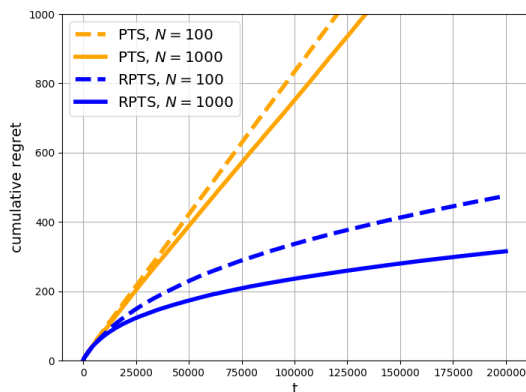
⁴Alternatively, we can reject it and regenerate until it is in Θ .⁵Code is available if the paper is accepted.



(a) Bernoulli bandit with $K = 10$
 $\theta^* = [0.51, 0.52, \dots, 0.60]$.



(b) Bernoulli bandit with $K = 100$
 θ^* consists of $N = 100$ points uniformly spaced
over $[0.5, 0.7]$.



(c) Max-Bernoulli bandit with $K = 100$, $M = 5$
 θ^* consists of $N = 100$ points uniformly spaced
over $[0.3, 0.8]$.

Figure 1: Simulations

6 Application to Network Slicing

In this section, we describe an application of PTS and RPTS to 5G network slicing. Network slicing is the partition of a network infrastructure into logically independent networks across multiple technology domains, in order to support independent vertical services with heterogeneous requirements. A network slice is an end-to-end virtual network, formed by stitching resources across different domains. Although network slicing is a promising technology, there remain many challenges both on the system level and theory level, see [18] for a detailed account. One main challenge is the complexity in the coordination and integration of resources at different domains, which necessitates a centralized control for resource allocation and cross-domain coordination for stitching the slice. We propose a high-level model that captures the main features and challenges of the network slicing process and solve it using PTS and RPTS.

6.1 Model

On a high level, a mobile operator creates network slices across domains on-demand, which are then put into use and exhibits certain performance. The system observes each domain behaviors, e.g., latency, to make better decisions in the future. We formulate the problem as a contextual stochastic bandit problem by specifying the following elements: $(\mathcal{C}, \mathcal{A}, \mathcal{Y}, \Theta, \theta^*, P_\theta(\cdot|a, c), R)$. See Figure 2.

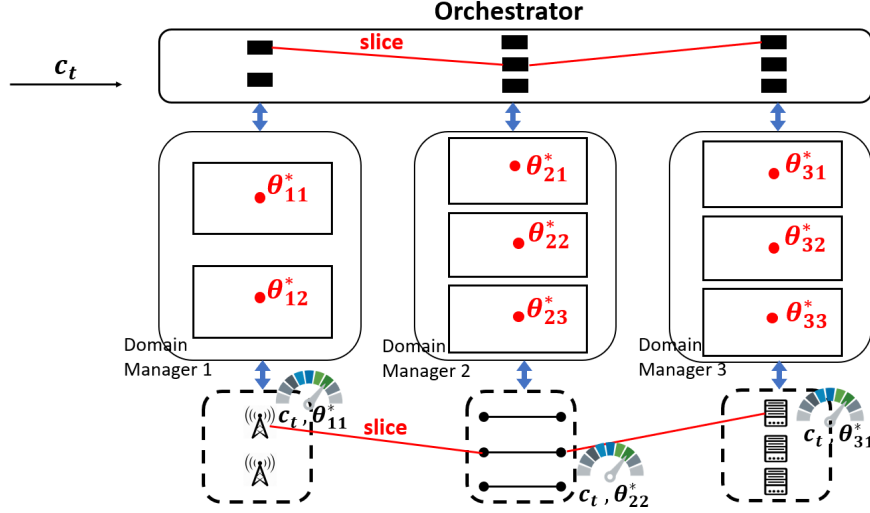


Figure 2: A network slicing model.

Context set \mathcal{C} . Let $\mathcal{C} = [0, 1]^2$. A context vector $c = (c_1, c_2)$ represents a slice request, characterizing the load and latency requirements for the intended service. Specifically, $c_1 \in [0, 1]$ is the scaled offered load, relative to some maximum load that the mobile operator can support. For example, if the maximum supportable load is 20Gbps and $c_1 = 0.5$, then the requested load is $20 \cdot c_1 = 10$ Gbps. Let $c_2 \in [0, 1]$ be the inverse end-to-end latency requirement, scaled by the minimum possible. For example, if the minimum latency the network can support is 1ms and $c_2 = 0.5$, then the latency required by the service provider is $\frac{1}{c_2} = 2$ ms.

Action space \mathcal{A} . Let $\mathcal{A} = [B_1] \times \cdots \times [B_D]$, where D is the number of domains, B_i is the number of resource blocks in domain i , and $[n]$ is short for $\{1, 2, \dots, n\}$. That is, an action $a = (a_1, \dots, a_D)$ is a stitched chain of resource blocks, one from each domain, that form an end-to-end network slice. The resource blocks model the resources available in each domain, regardless of their specific types. Block j in domain i is denoted as Block_{ij} . At time t , the mobile operator selects an action $A_t \in \mathcal{A}$ through the central orchestrator. In Figure 2, $D = 3$, $(B_1, B_2, B_3) = (2, 3, 3)$, and the action selected is $(1, 2, 1)$. In practice, D and B_i 's are not large.

Parameter space Θ and parameter θ^* . The parameter space is $\Theta = \Theta_1 \times \cdots \times \Theta_D$, where $\Theta_i = \underbrace{[0, 1]^2 \times \cdots \times [0, 1]^2}_{B_i \text{ such terms}}$ is the parameter space of domain i . Thus, the dimension of Θ is

$\sum_{i=1}^D 2B_i$. The system parameter is $\theta^* = \left(\theta_{ij}^* \right)_{i \in [D], j \in [B_i]}$, where $\theta_{ij}^* = (\theta_{ij1}^*, \theta_{ij2}^*) \in [0, 1]^2$ reflects some intrinsic properties of Block_{ij} .

Observation space \mathcal{Y} . Let $\mathcal{Y} = \mathcal{Y}_1 \times \cdots \times \mathcal{Y}_D$ be the observation space of the whole system, where $\mathcal{Y}_i = [0, \infty)$ for each i . Given that action $a = (a_1, \dots, a_D)$ is taken, the resource blocks $(\text{Block}_{1,a_1}, \dots, \text{Block}_{D,a_D})$ are selected. $Y_i \in \mathcal{Y}_i$ is the observed latency in domain i , exhibited by Block_{i,a_i} . Assume that Y_i is observable by domain manager i for each i . $Y_t = (Y_{t,1}, \dots, Y_{t,D}) \in \mathcal{Y}$

is the system performance observed in all D domains at time t .

Observation Model $P_\theta(\cdot|a, c)$. Given action $a = (a_1, \dots, a_D)$ and context $c = (c_1, c_2)$, the observation $Y = (Y_1, \dots, Y_D)$ is generated by the following distribution: Y_i 's are independent and each Y_i follows an exponential distribution with $\mathbb{E}[Y_i] = c_1\theta_{ij1}^* + \theta_{ij2}^*$, where $j = a_i$. An interpretation of this expression is that the expected latency $\mathbb{E}[Y_i]$ exhibited by domain i is positively related to the offered load c_1 of the requested service, due to queuing effects. θ_{ij1}^* is the rate at which the latency scales with the offered load at Block $_{ij}$, θ_{ij2}^* is the baseline latency at Block $_{ij}$.

Reward function R . The reward function $R : \mathcal{Y} \times \mathcal{C} \rightarrow \mathbb{R}$ is defined by $R((Y_1, Y_2, Y_3), (c_1, c_2)) = g_{c_2}(Y_1 + Y_2 + Y_3)$, where g_d for $0 \leq d \leq 1$ is defined by

$$g_d(y) = \begin{cases} \frac{y}{d} & \text{if } 0 \leq y \leq d \\ 0 & \text{if } y > d \end{cases}.$$

This reward function is based on two ideas. First, the minimum latency requirement c_2 in the context serves as a Service Level Agreement (SLA) between the mobile operator and the service provider. If the actual end-to-end latency is larger than c_2 , SLA is violated and the mobile operator gets a huge penalty (zero reward). Second, minimizing the latency as much as possible might be an overkill, which could be costly. The mobile operator would be content with an observed latency that just meets the target.

6.2 Algorithm

Algorithm 4 PTS for contextual stochastic bandit (per-system particles)

Inputs: $\mathcal{C}, \mathcal{A}, \mathcal{Y}, \Theta, \theta^*, P_\theta(\cdot|a, c), R, \mathcal{P}_N \subset \Theta$

Initialization: $w_0 \leftarrow (\frac{1}{N}, \dots, \frac{1}{N})$

```

1: for  $t = 1, 2, \dots$  do
2:   Get  $c_t$ 
3:   Generate  $\theta_t$  from  $\mathcal{P}_N$  according to weights  $w_{t-1}$ 
4:   Play  $A_t \leftarrow \arg \max_{a \in \mathcal{A}} \mathbb{E}_{\theta_t} [R(Y)|A_t = a, c_t]$ 
5:   Observe  $Y_t \sim P_{\theta^*}(\cdot|A_t, c_t)$ 
6:   for  $k \in \{1, 2, \dots, N\}$  do
7:      $\tilde{w}_{t,k} = w_{t-1,k} P_{\theta^{(k)}}(Y_t|A_t, c_t)$ 
8:   end for
9:    $w_t \leftarrow$  normalize  $\tilde{w}_t$ 
10: end for

```

PTS (Algorithm 2) can be easily updated to include contexts, shown below in Algorithm 4. RPTS (Algorithm 3) can be similarly updated to include contexts: just update steps 1-8 of Algorithm 3 to steps in Algorithm 4.

In Algorithm 4, each particle in \mathcal{P}_N has the same dimension as $\theta^* \in \Theta$. However, due to the independence and availability of observations across the domains for this particular model, there is a more effective way to construct the particles and update their weights, called per-block particles, as follows (See Figure 3 for an illustration). For each Block $_{ij}$, we generate a set of N particles $\mathcal{P}_{ij} = \{\theta_{ij}^{(1)}, \dots, \theta_{ij}^{(N)}\} \subset [0, 1]^2$, which have weights $w_{t,ij} = (w_{t,ij,1}, \dots, w_{t,ij,N})$ at time t . In step 3 of Algorithm 4, we generate $\theta_t = \{\theta_{t,ij}\}_{i \in [D], j \in [B_i]}$ by generating each $\theta_{t,ij}$ from \mathcal{P}_{ij} according to

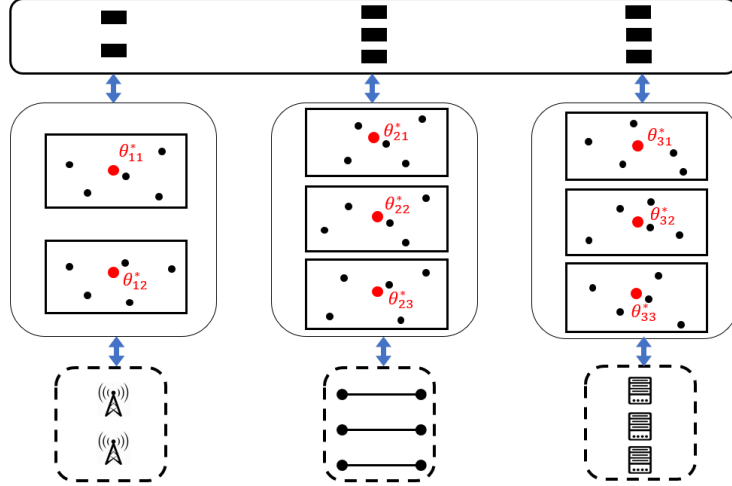


Figure 3: Per-block particles implementation.

weights $w_{t,ij}$. Steps 6-8 of Algorithm 4 then become:

```

for  $i \in \{1, 2, \dots, D\}$  do :
  for  $k \in \{1, \dots, N\}$  do :
     $\tilde{w}_{t,i,A_{t,i},k} = w_{t-1,i,A_{t,i},k} P_{\theta_{i,A_{t,i}}^{(k)}}(Y_{t,i}|A_{t,i}, c_t)$ 
     $w_{t,i,A_{t,i}} \leftarrow \text{normalize } \tilde{w}_{t,i,A_{t,i}}$ 

```

due to the independence of observations across domains. In essence, we maintain a set of particles for each block, and in each time step, we only update the weights of the particles of the chosen block in each domain, while keeping unchanged the weights of the particles of the unused blocks. Per-block particle implementation stores the same number of parameter values in the system, $2N \sum_{i=1}^D B_i$, but the effective number of per-system particles is $N \sum_{i=1}^D B_i$ (although these particles are not independent).

For this model, the expectation in step 4 of Algorithm 4 can be approximately calculated. See Appendix Section D.

6.3 Simulation

Simulation setup: $D = 3$ and $(B_1, B_2, B_3) = (3, 3, 3)$. In practice, D and B_i 's are often small. Results are in Figure 4. Each curve is averaged over 100 independent simulations. In each simulation, the system parameter θ^* and the initial set of particles are randomly generated in the parameter space. Both PTS and RPTS work poorly with 10 per-block particles and is subject to much randomness. With 100 per-block particles, both algorithms are effective, although the improvement of RPTS compared to PTS is not obvious at the shown time scale.

7 Conclusions and Future Work

This paper provides a practical variation of Thomson sampling. An analysis of PTS for general stochastic bandit problems is provided, by which we show that fit particles survive and unfit particles decay. We propose RPTS to improve PTS based on a simple heuristic that periodically deletes

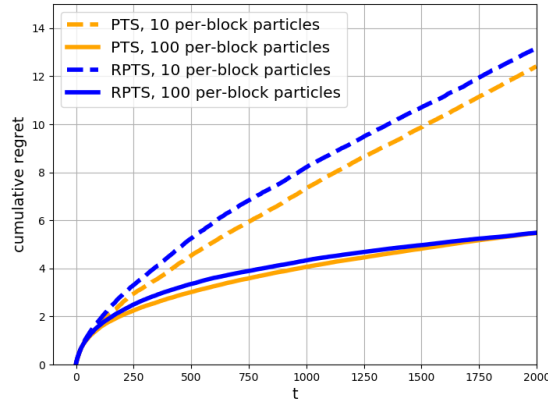


Figure 4: Simulation for network slicing.

essentially inactive particles and regenerate new particles in the vicinity of survivors. We show empirically that RPTS significantly outperforms PTS in a set of representative bandit problems. Finally, we show an application of PTS and RPTS to network slicing and demonstrate through simulations that the algorithms are effective.

Some directions for future work are as follows. First, the necessary survival condition in Proposition 1 may be further explored to provide insight on which particles can survive for some specific bandit problems. Second, while the particle regeneration strategy we used in RPTS is simple and effective, there may be other and more principle-guided strategies that have some theoretical guarantees.

References

- [1] Shipra Agrawal and Navin Goyal. Analysis of Thompson sampling for the multi-armed bandit problem. In *Proceedings of the 25th Annual Conference on Learning Theory*, volume 23 of *Proceedings of Machine Learning Research*, pages 39.1–39.26, Edinburgh, Scotland, 25–27 Jun 2012. PMLR.
- [2] Shipra Agrawal and Navin Goyal. Thompson sampling for contextual bandits with linear payoffs. In *Proceedings of the 30th International Conference on International Conference on Machine Learning - Volume 28*, ICML’13, pages III–1220–III–1228. JMLR.org, 2013.
- [3] Peter Auer, Nicolò Cesa-Bianchi, and Paul Fischer. Finite-time analysis of the multiarmed bandit problem. *Mach. Learn.*, 47(2–3):235–256, May 2002.
- [4] Sébastien Bubeck and Nicolò Cesa-Bianchi. Regret analysis of stochastic and nonstochastic multi-armed bandit problems. *CoRR*, abs/1204.5721, 2012.
- [5] Olivier Chapelle and Lihong Li. An empirical evaluation of Thompson sampling. In *Advances in Neural Information Processing Systems 24*, pages 2249–2257. Curran Associates, Inc., 2011.
- [6] S.S. Dragomir, M.L. Scholz, and J. Sunde. Some upper bounds for relative entropy and applications. *Computers and Mathematics with Applications*, 39(9):91 – 100, 2000.

- [7] Aurélien Garivier and Olivier Cappé. The KL-UCB algorithm for bounded stochastic bandits and beyond. In *Proceedings of the 24th Annual Conference on Learning Theory*, volume 19 of *Proceedings of Machine Learning Research*, pages 359–376, Budapest, Hungary, 09–11 Jun 2011. PMLR.
- [8] Aditya Gopalan, Shie Mannor, and Yishay Mansour. Thompson sampling for complex online problems. In *Proceedings of the 31st International Conference on International Conference on Machine Learning - Volume 32*, ICML’14, pages I–100–I–108. JMLR.org, 2014.
- [9] Bruce Hajek. Hitting-time and occupation-time bounds implied by drift analysis with applications. *Advances in Applied Probability*, 14(3):502–525, 1982.
- [10] Bruce Hajek. Notes for ECE567 Communication Network Analysis. <https://hajek.ece.illinois.edu/ECE567Notes.html>, 2006. Accessed: 2020-08-12.
- [11] Yu-Heng Hung, Ping-Chun Hsieh, Xi Liu, and P. R. Kumar. Reward-biased maximum likelihood estimation for linear stochastic bandits. *arXiv e-prints*, page arXiv:2010.04091, October 2020.
- [12] Emilie Kaufmann, Nathaniel Korda, and Rémi Munos. Thompson sampling: An asymptotically optimal finite-time analysis. In *Algorithmic Learning Theory*, pages 199–213, Berlin, Heidelberg, 2012. Springer Berlin Heidelberg.
- [13] Java Kawale, Hung H Bui, Branislav Kveton, Long Tran-Thanh, and Sanjay Chawla. Efficient Thompson Sampling for online matrix-factorization recommendation. In *Advances in Neural Information Processing Systems 28*, pages 1297–1305. Curran Associates, Inc., 2015.
- [14] T.L Lai and Herbert Robbins. Asymptotically efficient adaptive allocation rules. *Advances in Applied Mathematics*, 6(1):4–22, 1985.
- [15] Tor Lattimore and Csaba Szepesvári. *Bandit Algorithms*. Cambridge University Press, 1st edition, 2019.
- [16] Xi Liu, Ping-Chun Hsieh, Anirban Bhattacharya, and P. R. Kumar. Exploration through reward biasing: reward-biased maximum likelihood estimation for stochastic multi-armed bandits. *arXiv e-prints*, page arXiv:1907.01287, July 2019.
- [17] Xiuyuan Lu and Benjamin Van Roy. Ensemble sampling. In *Proceedings of the 31st International Conference on Neural Information Processing Systems*, NIPS’17, pages 3260–3268, USA, 2017. Curran Associates Inc.
- [18] Gianfranco Nencioni, Rossario G. Garroppo, Andres J. Gonzalez, Bjarne E. Helvik, and Gregorio Procissi. Orchestration and control in software-defined 5g networks: Research challenges. *Wireless Communications and Mobile Computing*, 2018, 2018.
- [19] Daniel Russo, Benjamin Van Roy, Abbas Kazerouni, Ian Osband, and Zheng Wen. A tutorial on Thompson sampling. *CoRR*, abs/1707.02038, 2017.
- [20] William R. Thompson. On the theory of apportionment. *American Journal of Mathematics*, 57(2):450–456, 1935.

A Proofs of Proposition 1 and Corollary 2

This section contains the proofs of Proposition 1 and Corollary 2.

Let $L_{t,i} \triangleq \ln \tilde{w}_{t,i} - \ln \tilde{w}_{t-1,i}$. Assumption 1 has two additional assumptions:

- (c) $\left| \frac{1}{t} \sum_{\tau=1}^t \mathbb{1}_{\{I_\tau=i\}} - \frac{1}{t} \sum_{\tau=0}^{t-1} w_{\tau,i} \right| \rightarrow 0$ as $t \rightarrow \infty$ for any $i \in [N]$.
- (d) For any $i \in [N]$ that is used infinitely many times, $\frac{1}{M} \sum_{m=1}^M L_{t_i(m)} \rightarrow D_i$ as $M \rightarrow \infty$, where $t_i(m)$ is the m th time particle i is chosen and D_i is the i th row of the drift matrix D .

In Assumption 1(c), $\mathbb{1}_{\{I_\tau=i\}}$ is a Bernoulli random variable with mean $w_{\tau-1,i}$ for each τ . Therefore it holds with probability one by the Azuma-Hoeffding inequality. Assumption 1(d) holds with probability one by the definition of D and the strong law of large numbers.

The proof of Proposition 1 starts with the following lemma. All the lemmas in the rest of this proof deal with a sample path under Assumption 1.

Lemma 3. *The probability vector π is well defined. In addition, $\text{supp}(\pi) = S$. That is, if $i \notin S$, then $\pi_i = 0$; if $i \in S$, then $\pi_i > 0$.*

Proof. For $i \notin S$,

$$w_{t,i} = \frac{\tilde{w}_{t,i}}{\sum_{j=1}^N \tilde{w}_{t,j}} = \frac{e^{\ln \tilde{w}_{t,i}}}{\sum_{j=1}^N e^{\ln \tilde{w}_{t,j}}} \leq \frac{e^{\ln \tilde{w}_{t,i}}}{e^{\ln \tilde{w}_{t,j_0}}}$$

for any $j_0 \in S$. By Assumption 1(a), $w_{t,i} \rightarrow 0$. Hence $\pi_i = \lim_{t \rightarrow \infty} \frac{1}{t+1} \sum_{\tau=0}^t w_{\tau,i} = 0$.

Next, define

$$w'_{t,i} \triangleq \begin{cases} 0 & \text{if } i \notin S \\ \frac{w_{t,i}}{\sum_{j \in S} w_{t,j}} & \text{if } i \in S \end{cases}.$$

Fix $i \in S$.

$$w'_{t,i} - w_{t,i} = w_{t,i} \left(\frac{1}{\sum_{j \in S} w_{t,j}} - 1 \right) = w_{t,i} \frac{\sum_{j \notin S} w_{t,j}}{\sum_{j \in S} w_{t,j}} = w_{t,i} \frac{\sum_{j \notin S} w_{t,j}}{1 - \sum_{j \notin S} w_{t,j}}.$$

Since the set $[N] \setminus S$ is finite, $\sum_{j \notin S} w_{t,j} \rightarrow 0$. It follows that $w'_{t,i} - w_{t,i} \rightarrow 0$. Hence

$$\frac{1}{t+1} \sum_{\tau=0}^t w'_{\tau,i} - \frac{1}{t+1} \sum_{\tau=0}^t w_{\tau,i} \rightarrow 0. \quad (2)$$

Now, observe that $w'_{t,i}$ can be determined from $\{\ln \tilde{w}_{t,j}\}_{j \in S}$ by $w'_{t,i} = \frac{e^{\ln \tilde{w}_{t,i}}}{\sum_{j \in S} e^{\ln \tilde{w}_{t,j}}}$. Therefore, $w'_{t,i}$ is a continuous and bounded function of $\{\ln \tilde{w}_{t,j}\}_{j \in S}$, and hence of G_t . We write this as $w'_{t,i} = w'_i(G_t)$. According to Assumption 1(b),

$$\frac{1}{t+1} \sum_{\tau=0}^t w'_{\tau,i} \rightarrow \mathbb{E}_{\mu_G}[w'_i]. \quad (3)$$

Combining (2) and (3), we obtain $\pi_i = \mathbb{E}_{\mu_G}[w'_i]$. Since w'_i is a positive function and μ_G is a distribution, we conclude that $\pi_i > 0$ for $i \in S$.

Finally,

$$\sum_{i \in [N]} \pi_i = \sum_{i \in [N]} \lim_{t \rightarrow \infty} \frac{1}{t+1} \sum_{\tau=0}^t w_{\tau,i} \stackrel{(i)}{=} \lim_{t \rightarrow \infty} \sum_{i \in [N]} \frac{1}{t+1} \sum_{\tau=0}^t w_{\tau,i} = \lim_{t \rightarrow \infty} \frac{1}{t+1} \sum_{\tau=0}^t \sum_{i \in [N]} w_{\tau,i} = \lim_{t \rightarrow \infty} 1 = 1,$$

where in step (i) we switch the limit and summation because all summands are non-negative and N is finite. Thus π is well defined. \square

Lemma 4. $\frac{1}{t} \sum_{\tau=1}^t L_{\tau} \rightarrow \pi D$ as $t \rightarrow \infty$.

Proof. Let $M_i(t)$ be the number of times particle i has been played up to time t . Let $\tau_i(m)$ be the m th time that particle i is played. Then

$$\frac{1}{t} \sum_{\tau=1}^t L_{\tau} = \frac{1}{t} \sum_{i=1}^N \sum_{m=1}^{M_i(t)} L_{\tau_i(m)} = \sum_{i=1}^N \frac{M_i(t)}{t} \frac{1}{M_i(t)} \sum_{m=1}^{M_i(t)} L_{\tau_i(m)}.$$

Since $M_i(t) = \sum_{\tau=1}^t \mathbf{1}_{\{I_{\tau}=i\}}$, by Assumption 1(c) and the definition of π_i , $\frac{M_i(t)}{t} \rightarrow \pi_i$ for all $i \in [N]$. If particle i is played infinitely many times in the sample path, then $\frac{1}{M_i(t)} \sum_{m=1}^{M_i(t)} L_{\tau_i(m)} \rightarrow D_i$ as $t \rightarrow \infty$ by Assumption 1(d). If particle i is played finitely many times, thus $M_i(t) \leq C$ for some constant C for all t , then $\frac{M_i(t)}{t} \rightarrow 0$ and $\lim_{t \rightarrow \infty} \frac{1}{M_i(t)} \sum_{m=1}^{M_i(t)} L_{\tau_i(m)} < \infty$. Either case, we have

$$\frac{M_i(t)}{t} \frac{1}{M_i(t)} \sum_{m=1}^{M_i(t)} L_{\tau_i(m)} \rightarrow \pi_i D_i \quad \text{as } t \rightarrow \infty.$$

It follows that

$$\frac{1}{t} \sum_{\tau=1}^t L_{\tau} \rightarrow \sum_{i=1}^N \pi_i D_i = \pi D \quad \text{as } t \rightarrow \infty.$$

\square

Lemma 5. If a real-valued sequence $\{x_t\}_{t \geq 1}$ satisfies

- (1) $\{x_t\}$ has a limiting distribution μ .
- (2) $\{x_t\}$ is B -Lipschitz: there exists some constant B such that $|x_t - x_s| \leq B|t - s|$ for all $t, s \in \mathbb{N}^+$.

Then $\lim_{t \rightarrow \infty} \frac{1}{t} x_t = 0$.

Proof. We show $\limsup_{t \rightarrow \infty} \frac{1}{t} x_t \leq \delta$ for any $\delta > 0$. Suppose there exists $\delta > 0$ such that $\limsup_{t \rightarrow \infty} \frac{1}{t} x_t > \delta$. Condition (1) implies that, there exists $c \in \mathbb{R}$ such that

$$\frac{1}{t} \sum_{\tau=1}^t \mathbf{1}_{\{x_{\tau} \geq c\}} \leq \frac{\delta}{2B} \quad \text{for all } t \text{ sufficiently large.} \quad (4)$$

Let $\{t_1, t_2, \dots, t_n, \dots\}$ be a sequence of positive integers such that $\lim_{n \rightarrow \infty} t_n = \infty$ and $\frac{1}{t_n} x_{t_n} \geq \delta$ for all n . Thus $x_{t_n} \geq \delta t_n$ for all n . Since $\{x_t\}$ is B -Lipschitz, for any $t \in [1, t_n]$,

$$x_t \geq x_{t_n} - B(t_n - t) \geq \delta t_n - B(t_n - t) = Bt - (B - \delta)t_n.$$

It follows that, if $t \geq \frac{c}{B} + (1 - \frac{\delta}{B}) t_n$, then $x_t \geq c$. Therefore, for $t_n > \frac{2c}{\delta}$,

$$\frac{1}{t_n} \sum_{\tau=1}^{t_n} \mathbb{1}_{\{\tau \geq c\}} \geq \frac{1}{t_n} \sum_{\tau=1}^{t_n} \mathbb{1}_{\{\tau \geq \frac{c}{B} + (1 - \frac{\delta}{B}) t_n\}} = \frac{1}{t_n} \left[t_n - \left(\frac{c}{B} + \left(1 - \frac{\delta}{B} \right) t_n \right) \right] = \frac{\delta}{B} - \frac{c}{B t_n} > \frac{\delta}{2B},$$

which contradicts (4). Therefore, $\limsup_t \frac{1}{t} x_t \leq \delta$ for any $\delta > 0$. Similarly, we can show that $\liminf_{t \rightarrow \infty} \frac{1}{t} x_t \geq -\delta$ for any $\delta > 0$. We conclude that $\lim_{t \rightarrow \infty} \frac{1}{t} x_t = 0$. \square

Lemma 6. *If $i, j \in S$, then $(\pi D)_i = (\pi D)_j$.*

Proof. Consider $i, j \in S$. Then

$$\begin{aligned} \frac{1}{t} \sum_{\tau=1}^t L_{\tau,i} - \frac{1}{t} \sum_{\tau=1}^t L_{\tau,j} &= \frac{1}{t} \sum_{\tau=1}^t (L_{\tau,i} - L_{\tau,j}) \\ &= \frac{1}{t} \sum_{\tau=1}^t [(\ln \tilde{w}_{\tau,i} - \ln \tilde{w}_{\tau-1,i}) - (\ln \tilde{w}_{\tau,j} - \ln \tilde{w}_{\tau-1,j})] \\ &= \frac{1}{t} [(\ln \tilde{w}_{t,i} - \ln \tilde{w}_{0,i}) - (\ln \tilde{w}_{t,j} - \ln \tilde{w}_{0,j})] \\ &= \frac{1}{t} (\ln \tilde{w}_{t,i} - \ln \tilde{w}_{t,j}) = \frac{1}{t} G_t(i, j). \end{aligned}$$

The third equality above used $\ln \tilde{w}_{0,i} = \ln \tilde{w}_{0,j} = 0$ by initialization (although that is not important, as long as the difference is finite). By the dynamics of the weights $\{w_{t,i}\}$ and $\{w_{t,j}\}$, we have that

$$G_{t+1}(i, j) = G_t(i, j) + \ln \frac{P_{\theta^{(i)}}(Y_{t+1}|A_{t+1})}{P_{\theta^{(j)}}(Y_{t+1}|A_{t+1})}.$$

By Assumption 2, $|G_{t+1}(i, j) - G_t(i, j)| \leq B$, where $B = \max\{|\ln b_0|, |\ln B_0|\}$. Thus $\{G_t(i, j)\}_{t \geq 1}$ is an B -Lipschitz sequence. Therefore

$$(\pi D)_i - (\pi D)_j \stackrel{(i)}{=} \lim_{t \rightarrow \infty} \left(\frac{1}{t} \sum_{\tau=1}^t L_{\tau,i} - \frac{1}{t} \sum_{\tau=1}^t L_{\tau,j} \right) = \lim_{t \rightarrow \infty} \frac{1}{t} G_t(i, j) \stackrel{(ii)}{=} 0,$$

where equality (i) is due to Lemma 4 and equality (ii) equality is due to Lemma 5 and Assumption 1(b). \square

Lemma 7. *If $i \notin S$ and $j \in S$, then $(\pi D)_i < (\pi D)_j$.*

Proof. Similar to the proof of Lemma 6, we have

$$\frac{1}{t} \sum_{\tau=1}^t L_{\tau,i} - \frac{1}{t} \sum_{\tau=1}^t L_{\tau,j} = \frac{1}{t} (\ln \tilde{w}_{t,i} - \ln \tilde{w}_{t,j})$$

The LHS converges to $(\pi D)_i - (\pi D)_j$ as $t \rightarrow \infty$ by Lemma 3. The RHS converges to a strictly negative value as $t \rightarrow \infty$ by Assumption 1(a). Thus $(\pi D)_i < (\pi D)_j$. \square

Proof of Proposition 1. Lemma 3 shows $\text{supp}(\pi) = S$. Lemma 6 and Lemma 7 show $\arg \max(\pi D) = S$. Proposition 1 is thus proved. \square

Proof of Corollary 2. If $N \leq K$, then $|\text{supp}(\pi)| \leq N \leq K$ trivially. Let $N > K$. The observation model of a Bernoulli bandit problem satisfies Assumption 2 trivially. By Proposition 1, with probability one, for any sample path, the probability vector π is well-defined and π and S satisfy $\arg \max(\pi D) = \text{supp}(\pi) = S$, which implies the following constraints on π :

$$\begin{aligned} \pi_i &= 0 \text{ for } i \notin S, \\ (\pi D)_i &= (\pi D)_j \text{ for all } i, j \in S, \end{aligned} \tag{5}$$

where S is the subset of $[N]$ in Assumption 1. Suppose $|S| > K$. The remainder of the proof shows that, with probability one, any π that satisfies (5) is the all-zero vector (thus π cannot be a probability vector). This leads to a contradiction with $|S| > K$ and therefore we conclude that $|S| \leq K$.

We construct a matrix $\tilde{D} \in \mathbb{R}^{K \times N}$ and a probability (row) vector $\tilde{\pi} \in [0, 1]^K$ from D and π , as follows.

Recall that, row i_1 and row i_2 of D are the same if $A(i_1) = A(i_2)$. Since there are K arms, there can be at most K unique rows in D . Let \tilde{D} be D reduced to its unique K rows. That is, $\tilde{D}_k = \mathbb{E}[L_t | A_t = k]$ (which is independent of t) for $k \in [K]$.

For $k \in [K]$, let $\tilde{\pi}_k = \sum_{i: i \in S, A(i)=k} \pi_i$. That is, $\tilde{\pi}_k$ is the sum of the asymptotic weights of surviving particles with the optimal arm k . If no $i \in S$ satisfies $A(i) = k$, then $\tilde{\pi}_k = 0$. It is easy to verify that $\tilde{\pi}_1 + \dots + \tilde{\pi}_K = 1$.

Now, observe that,

$$\begin{aligned} \pi D &= \sum_{i=1}^N \pi_i D_i = \sum_{i \in S} \pi_i D_i = \sum_{k=1}^K \sum_{i: i \in S, A(i)=k} \pi_i D_i = \sum_{k=1}^K \sum_{i: i \in S, A(i)=k} \pi_i \tilde{D}_k \\ &= \sum_{k=1}^K \left(\sum_{i: i \in S, A(i)=k} \pi_i \right) \tilde{D}_k = \sum_{k=1}^K \tilde{\pi}_k \tilde{D}_k = \tilde{\pi} \tilde{D}. \end{aligned}$$

Therefore, the constraints (5) on π imply the following constraints on $\tilde{\pi}$:

$$(\tilde{\pi} \tilde{D})_i = (\tilde{\pi} \tilde{D})_j \text{ for all } i, j \in S. \tag{6}$$

Let \tilde{D}_i be the i th column of \tilde{D} . Then $(\tilde{\pi} \tilde{D})_i = \langle \tilde{\pi}, \tilde{D}_i \rangle$. Constraints (6) can thus be re-written as

$$\langle \tilde{\pi}, \tilde{D}_i - \tilde{D}_j \rangle = 0 \text{ for all } i, j \in S. \tag{7}$$

For a Bernoulli bandit problem, the entries in $\tilde{D} = [\tilde{D}_{kj}]_{1 \leq k \leq K, 1 \leq j \leq N}$ are in the form $\tilde{D}_{kj} = -d(\theta_k^* || \theta_k^{(j)})$, where $d(x || y) = x \ln \frac{x}{y} + (1-x) \ln \frac{1-x}{1-y}$ for $x, y \in [0, 1]$ and $\theta_k^{(j)}$ is uniformly distributed in $[0, 1]$ and is independent across $k \in [K]$ and $j \in [N]$. Therefore, since $|S| > K$, with probability one, the set of vectors $\{\tilde{D}_i - \tilde{D}_j : i, j \in S\}$ spans \mathbb{R}^K , in which case the only $\tilde{\pi} \in \mathbb{R}^K$ that satisfies (7) is the all-zero vector. By construction of $\tilde{\pi}$, with probability one, the only vector $\pi \in \mathbb{R}^N$ that satisfies (5) is the all-zero vector. \square

B Analysis of PTS for Two-Arm Bernoulli Bandit

This section considers perhaps the most simple bandit problem in more depth than Proposition 1. The results provide further intuition about PTS and about the assumptions and conclusions

of Proposition 1 and its corollary. Specifically, we analyze PTS for the two-arm Bernoulli bandit problem.

The section is organized as follows. Subsection B.1 provides a general analysis of the weight dynamics for N given particles. Subsection B.2 takes a closer look at the case of two given particles, including, in particular, the counter-reinforcing pair and the self-reinforcing pair. Subsection B.3 discusses the asymptotic behavior of N given particles. Subsection B.4 discusses the performance of PTS for N randomly generated particles, including two ways of generation: coordinate-wise and whole-particle. Subsection B.5 summarizes the results in this section. Subsection B.6 includes for reference two known bounds that are used in this section.

For a two-arm Bernoulli bandit problem, $\mathcal{A} = \{1, 2\}$, $\mathcal{Y} = \{0, 1\}$, $\Theta = [0, 1]^2$, $R(y) = y$. PTS (Algorithm 2) is then reduced to Algorithm 5 below.

Algorithm 5 PTS for two-arm Bernoulli bandit

Input: θ^*, \mathcal{P}_N

Initialization: weights $w_0 \leftarrow (\frac{1}{N}, \dots, \frac{1}{N})$, unnormalized weights $\tilde{w}_0 \leftarrow (1, \dots, 1)$.

- 1: **for** $t = 1, 2, \dots$ **do**
- 2: Generate θ_t from \mathcal{P}_N according to weights w_{t-1}
- 3: Play $A_t \leftarrow \arg \max_{a \in \{1, 2\}} \theta_{t,a}$
- 4: Observe reward $R_t \sim \text{Bernoulli}(\theta_{A_t}^*)$
- 5: **for** $i \in \{1, 2, \dots, N\}$ **do**
- 6:

$$\tilde{w}_{t,i} = \tilde{w}_{t-1,i} P_{\theta_{A_t}^{(i)}}(R_t) = \begin{cases} \tilde{w}_{t-1,i} \theta_{A_t}^{(i)} & \text{if } R_t = 1 \\ \tilde{w}_{t-1,i} (1 - \theta_{A_t}^{(i)}) & \text{if } R_t = 0 \end{cases} . \quad (8)$$

- 7: **end for**
 - 8: $w_t \leftarrow \text{normalize } \tilde{w}_t$
 - 9: **end for**
-

Notation: Let $w_{t,i}, \tilde{w}_{t,i}, \bar{w}_{t,i}$ be the normalized, unnormalized, and running-average weight of particle $i \in [N]$ at time t , respectively. Let $w_t = (w_{t,1}, \dots, w_{t,N})$. let $I_t \in [N]$ be the index of the particle chosen at time t ; $I_t \sim w_{t-1}$. Let $q_{t,i}$ be the fraction of time particle i has been played up to time t , i.e., $q_{t,i} = \frac{1}{t} \sum_{\tau=1}^t \mathbb{1}_{\{I_\tau=i\}}$. Let $A_t \in \mathcal{A} = \{1, 2\}$ be the action/arm taken at time t . Let $A : [0, 1]^2 \rightarrow \{1, 2\}$ be the function mapping from a particle to the corresponding best action/arm, defined by $A(\theta) = \arg \max_{a \in \{1, 2\}} \theta_a$. In the case $\theta_1 = \theta_2$, we let $A(\theta)$ equal to either θ_1 or θ_2 deterministically. With a slight abuse of notation, we sometimes abbreviate $A(\theta^{(i)})$ by $A(i)$. Thus $A_t = A(I_t)$. Let $r_t \in [0, 1]$ be the usage frequency of arm 1 at time t , namely, the fraction of time that arm 1 has been pulled up to and including time t . It follows that $1 - r_t$ is the usage frequency of arm 2 at time t . Let $d(x||y) \triangleq x \ln \frac{x}{y} + (1-x) \ln \frac{1-x}{1-y}$ denote the KL-divergence between two Bernoulli distributions parameterized by x and y respectively. Let $D_i(r) \triangleq r d(\theta_1^* || \theta_1^{(i)}) + (1-r) d(\theta_2^* || \theta_2^{(i)})$ denote the convex combination of the KL divergences between θ^* and $\theta^{(i)}$ at the two arms, with weight r on arm 1 and weight $1 - r$ on arm 2, for some $r \in [0, 1]$. For brevity, we shall call $D_i(r)$ the *divergence of particle i at r* . Let an instance of a two-arm Bernoulli bandit problem with parameter θ^* be denoted as $\text{BernoulliBandit}(K = 2, \theta^*)$.

B.1 N given particles, weight dynamics

We start with some informal analysis to provide some high-level intuition. Consider the process in Algorithm 5. Consider a given particle $\theta^{(i)} \in \mathcal{P}_N$. By (8), the unnormalized weight of particle i at

time t can be written as

$$\tilde{w}_{t,i} = \prod_{\tau=1}^t P_{\theta_{A_\tau}^{(i)}}(R_\tau) = \exp\left(\sum_{\tau=1}^t \ln P_{\theta_{A_\tau}^{(i)}}(R_\tau)\right) = \exp\left(\sum_{\tau \in \mathcal{T}_1} \ln P_{\theta_1^{(i)}}(R_\tau) + \sum_{\tau \in \mathcal{T}_2} \ln P_{\theta_2^{(i)}}(R_\tau)\right),$$

where $\mathcal{T}_a \triangleq \{\tau \in \{1, \dots, t\} : A_\tau = a\}$ for $a = 1, 2$, i.e., \mathcal{T}_a is the set of time instances up to time t at which arm a is played. By the definition of r_t , $|\mathcal{T}_1| = tr_t$ and $|\mathcal{T}_2| = t(1 - r_t)$. Suppose both $|\mathcal{T}_1|$ and $|\mathcal{T}_2|$ are non-zero and grow with t . For large t , we have

$$\begin{aligned} \frac{1}{t} \ln \tilde{w}_{t,i} &= r_t \frac{1}{tr_t} \sum_{\tau \in \mathcal{T}_1} \ln P_{\theta_1^{(i)}}(R_\tau) + (1 - r_t) \frac{1}{t(1 - r_t)} \sum_{\tau \in \mathcal{T}_2} \ln P_{\theta_2^{(i)}}(R_\tau) \\ &\approx r_t \mathbb{E}_{\theta^*} \left[\ln P_{\theta_1^{(i)}}(R_1) \right] + (1 - r_t) \mathbb{E}_{\theta^*} \left[\ln P_{\theta_2^{(i)}}(R_1) \right] \\ &= r_t \left(-d(\theta_1^* || \theta_1^{(i)}) - H(\theta_1^*) \right) + (1 - r_t) \left(-d(\theta_2^* || \theta_2^{(i)}) - H(\theta_2^*) \right) \\ &= -D_i(r_t) - (r_t H(\theta_1^*) + (1 - r_t) H(\theta_2^*)). \end{aligned}$$

The term $r_t H(\theta_1^*) + (1 - r_t) H(\theta_2^*)$ doesn't depend on i . Therefore, for large t , $\tilde{w}_{t,i} \propto e^{-tD_i(r_t)}$. The above discussion can be made formal by the following proposition.

Proposition 8. *Given a problem BernoulliBandit($K = 2, \theta^*$) and a particle set $\mathcal{P}_N \subset [0, 1]^2$. Consider the process of running PTS(\mathcal{P}_N) as in Algorithm 5. For any $i \in \{1, \dots, N\}$ and $t \geq 1$,*

$$\frac{1}{t} \ln \tilde{w}_{t,i} = -D_i(r_t) + \epsilon_{t,i} + C(r_t), \quad (9)$$

where $C(r_t)$ is a given function on r_t that does not depend on i , and $\{\epsilon_{t,i}\}_{t \geq 1}$ is a random sequence that converges to zero in probability.⁶ More specifically, for some positive constant $B_{\theta^{(i)}}$ depending on $\theta^{(i)}$,

$$P\{|\epsilon_{t,i}| > \delta\} \leq 4te^{-B_{\theta^{(i)}}\delta^2t} \quad (10)$$

for any $\delta > 0$ and $t \geq 1$.

Proof. Let $N_{t,a}$ be the number of times action a has been played up to time t , $a \in \{1, 2\}$. $N_{t,1} + N_{t,2} = t$. Consider the following alternative construction of the reward generation process. Before the game starts, we generate a value $Z_a(k)$ for each action $a \in \{1, 2\}$ and each time $k = 1, 2, \dots$ independently according to the distribution Bernoulli(θ_a^*). At each step t , playing action $A_t = a$ yields reward $R_t = Z_a(N_{t,a})$. That is, step 4 of Algorithm 5 becomes $R_t = Z_{A_t}(N_{t,A_t})$. It is easy to see that the distributions of any given sample path seen by the algorithm in both constructions are identical. Therefore, we can equivalently work with the alternative construction whenever it is more convenient.

We have

$$\begin{aligned} \tilde{w}_{t,i} &= \exp\left(\sum_{\tau=1}^t \ln P_{\theta_{A_\tau}^{(i)}}(R_\tau)\right) = \exp\left(\sum_{a \in \{1,2\}} \sum_{\tau=1}^t \mathbb{1}_{\{A_\tau=a\}} \ln P_{\theta_a^{(i)}}(R_\tau)\right) \\ &= \exp\left(\sum_{a \in \{1,2\}} \sum_{\tau=1}^t \mathbb{1}_{\{A_\tau=a\}} \ln P_{\theta_a^{(i)}}(Z_a(N_{\tau,a}))\right) = \exp\left(\sum_{a \in \{1,2\}} \sum_{k=1}^{N_{t,a}} \ln P_{\theta_a^{(i)}}(Z_a(k))\right) \end{aligned}$$

⁶It can be further shown that this convergence is almost sure by using the Borel-Cantelli lemma. We state the convergence in probability result here because it will be used later.

for any time t and particle $i \in \{1, \dots, N\}$. The values in $\left\{ \ln P_{\theta_1^{(i)}}(Z_1(k)) \right\}_{k=1}^{N_{t,1}}$ are i.i.d. random variables, each equals to $\ln \theta_1^{(i)}$ with probability θ_1^* or $\ln(1 - \theta_1^{(i)})$ with probability $1 - \theta_1^*$, with mean $-d(\theta_1^* || \theta_1^{(i)}) - H(\theta_1^*)$. Similarly, values in $\left\{ \ln P_{\theta_2^{(i)}}(Z_2(k)) \right\}_{k=1}^{N_{t,2}}$ are i.i.d. random variables with mean $-d(\theta_2^* || \theta_2^{(i)}) - H(\theta_2^*)$. It follows after some simple algebraic re-arrangements that

$$\begin{aligned} \frac{1}{t} \ln \tilde{w}_{t,i} &= \frac{1}{t} \left(\sum_{k=1}^{N_{t,1}} \ln P_{\theta_1^{(i)}}(Z_1(k)) + \sum_{k=1}^{N_{t,2}} \ln P_{\theta_2^{(i)}}(Z_2(k)) \right) \\ &= -D_i(r_t) + \underbrace{\epsilon_{t,i} - r_t H(\theta_1^*) - (1 - r_t) H(\theta_2^*)}_{\triangleq C(r_t)}, \end{aligned}$$

where

$$\begin{aligned} \epsilon_{t,i} &= \frac{1}{t} \underbrace{\left(\sum_{k=1}^{N_{t,1}} \ln P_{\theta_1^{(i)}}(Z_1(k)) - \left(-d(\theta_1^* || \theta_1^{(i)}) - H(\theta_1^*) \right) \right)}_{\triangleq E_1(N_{t,1})} \\ &\quad + \frac{1}{t} \underbrace{\left(\sum_{k=1}^{N_{t,2}} \ln P_{\theta_2^{(i)}}(Z_2(k)) - \left(-d(\theta_2^* || \theta_2^{(i)}) - H(\theta_2^*) \right) \right)}_{\triangleq E_2(N_{t,2})}. \end{aligned}$$

$E_1(N_{t,1})$ is the sum of $N_{t,1}$ i.i.d. random variables, each has mean zero and is contained in an interval with length $\left| \ln \theta_1^{(i)} - \ln(1 - \theta_1^{(i)}) \right|$. $N_{t,1}$ is a random variable that takes values in $\{1, \dots, t\}$. Therefore, for any $\gamma > 0$,

$$\begin{aligned} P \{ |E_1(N_{t,1})| > \gamma \} &= \sum_{n=1}^t P \{ |E_1(n)| > \gamma | N_{t,1} = n \} P \{ N_{t,1} = n \} \\ &\leq \sum_{n=1}^t P \{ |E_1(n)| > \gamma \} \\ &\leq \sum_{n=1}^t 2 \exp \left(- \frac{2\gamma^2}{n \left(\ln \theta_1^{(i)} - \ln(1 - \theta_1^{(i)}) \right)^2} \right) \\ &\leq \sum_{n=1}^t 2 \exp \left(- \frac{2\gamma^2}{t \left(\ln \theta_1^{(i)} - \ln(1 - \theta_1^{(i)}) \right)^2} \right) \\ &= 2t \exp \left(- \frac{2\gamma^2}{t \left(\ln \theta_1^{(i)} - \ln(1 - \theta_1^{(i)}) \right)^2} \right). \end{aligned} \tag{11}$$

The second inequality above is due to the Azuma-Hoeffding inequality. Similarly,

$$P \{ |E_2(N_{t,2})| > \gamma \} \leq 2t \exp \left(- \frac{2\gamma^2}{t \left(\ln \theta_2^{(i)} - \ln(1 - \theta_2^{(i)}) \right)^2} \right). \tag{12}$$

Using (11) and (12), we have

$$P\{|\epsilon_{t,i}| \geq \delta\} \leq \sum_{a \in \{1,2\}} P\left\{|E_a(N_{t,a})| \geq \frac{t\delta}{2}\right\} \leq \sum_{a \in \{1,2\}} 2t \exp\left(-\frac{\delta^2 t}{2\left(\ln \frac{\theta_a^{(i)}}{1-\theta_a^{(i)}}\right)^2}\right) \leq 4te^{-B_{\theta^{(i)}}\delta^2 t},$$

where $B_{\theta^{(i)}} = \frac{1}{2} \min\left\{\left(\ln \frac{\theta_1^{(i)}}{1-\theta_1^{(i)}}\right)^{-2}, \left(\ln \frac{\theta_2^{(i)}}{1-\theta_2^{(i)}}\right)^{-2}\right\}$. \square

Let us discuss the implication of Proposition 8. Since $C(r_t)$ does not depend on i , it follows from (9) that $\tilde{w}_{t,i} \propto \exp(-t(D_i(r_t) + \epsilon_{t,i}))$. We make two observations here:

- For large t , the term $\epsilon_{t,i}$ becomes insignificant. The particle i with the lowest $D_i(r_t)$ at time t is more likely to have the largest normalized weight. In this sense, the divergence $D_i(r_t)$ reflects the fitness of particle i for survival: the smaller $D_i(r_t)$ is, the more fit particle i . However, we cannot simply say one particle is more fit than another without mentioning r_t , which is a random process. It is not clear at this point how r_t evolves.
- Obviously, r_t is affected by the history of the particles' weights $\{\tilde{w}_{\tau,i} : 1 \leq \tau \leq t-1, 1 \leq i \leq N\}$.

To investigate the interplay between the particles' weights w_t (or \tilde{w}_t) and their usage frequencies $(r_t, 1-r_t)$, we take a look at the simplest case: two given particles.

B.2 Two given particles

Before we discuss possible configurations of two given particles, we introduce a helpful graphical tool called the *divergence diagram*. A divergence diagram example is drawn in Figure 5, with the divergence of a particle i , $D_i(r)$ for $0 \leq r \leq 1$, represented by a line segment. The right (respectively, left) endpoint of the line segment is highlighted by a dot if $A(\theta^{(i)}) = 1$ (respectively, if $A(\theta^{(i)}) = 2$), that is, arm 1 (respectively, arm 2) is the optimal arm if $\theta^{(i)}$ is the true parameter. Informally speaking, the closer the line segment is to the bottom, the more fit the corresponding particle is. A line segment that coincides with the bottom line segment represents θ^* itself, because the KL divergences on both arms are zero. Note that, not every line segment in the diagram corresponds to a unique particle in $[0, 1]^2$, because in general it is possible to have $d(x||y_1) = d(x||y_2)$ with $y_1 \neq y_2$.

Consider the possible configurations of two particles in terms of their relative positions in the divergence diagram. See Figure 6.

- In case (a), The line segment of one particle is completely below the other particle. In this case, with probability one, the lower particle will gain all the weight. This is a trivial case.
- In case (b), the line segments of two particles cross each other. This case can be further divided into three sub-cases, shown in (c), (d) and (e) respectively, depending on the optimal arm for each particle. In case (e), the optimal arm for both particles is the same. The problem essentially degenerates to a one-arm Bernoulli bandit problem, which is not so interesting. We will take a closer look at the remaining two cases: (c) counter-reinforcing pair and (d) self-reinforcing pair.

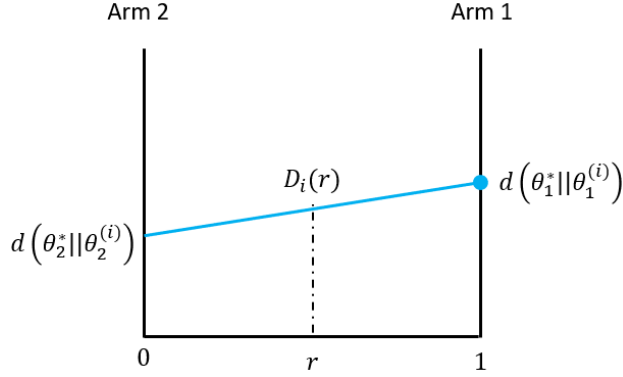


Figure 5: A divergence diagram example.

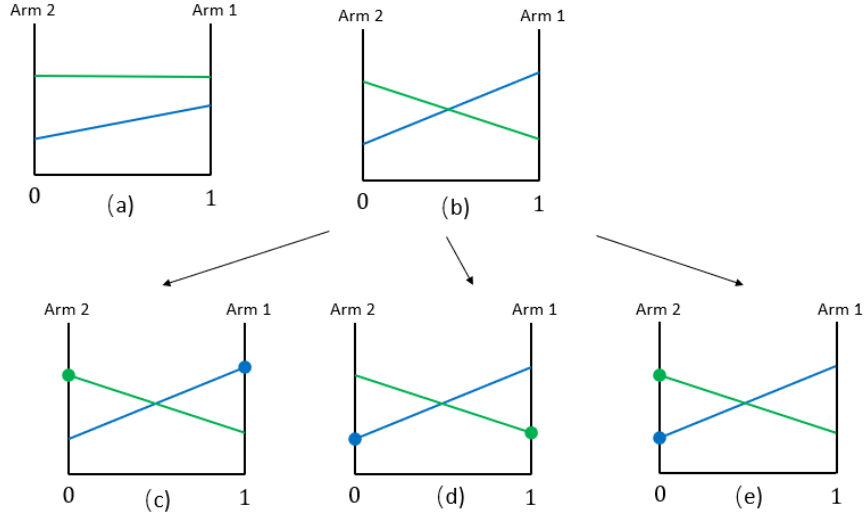


Figure 6: Possible two-particle configurations in the divergence diagram.

B.2.1 Counter-reinforcing pair

Definition 2. (Counter-reinforcing pair) For a given BernoulliBandit($K = 2, \theta^*$) problem, we say that two particles $\{\theta^{(1)}, \theta^{(2)}\} \subset [0, 1]^2$ form a *counter-reinforcing pair (CR pair)* if they can be re-labeled such that the following conditions hold:

$$d(\theta_1^* || \theta_1^{(1)}) > d(\theta_1^* || \theta_1^{(2)}), d(\theta_2^* || \theta_2^{(1)}) < d(\theta_2^* || \theta_2^{(2)}), A(1) = \{1\}, A(2) = \{2\}. \quad (13)$$

Note: The only way to re-label the two particles is to switch their labels. Without loss of generality, in the rest of this section, when we say $\{\theta^{(1)}, \theta^{(2)}\}$ form a CR pair, we mean that they have already been properly re-labeled to meet the conditions (13).

A CR pair example is shown in Figure 7. Figure 7(a) depicts the positions of $\theta^*, \theta^{(1)}$ and $\theta^{(2)}$ in $[0, 1]^2$. Figure 7(b) depicts the divergences of the two particles. Let $\bar{r} \in (0, 1)$ be such that $D_1(\bar{r}) = D_2(\bar{r})$, i.e., the point at which these two lines intersect. The definition of a CR pair guarantees that \bar{r} exists and is unique.

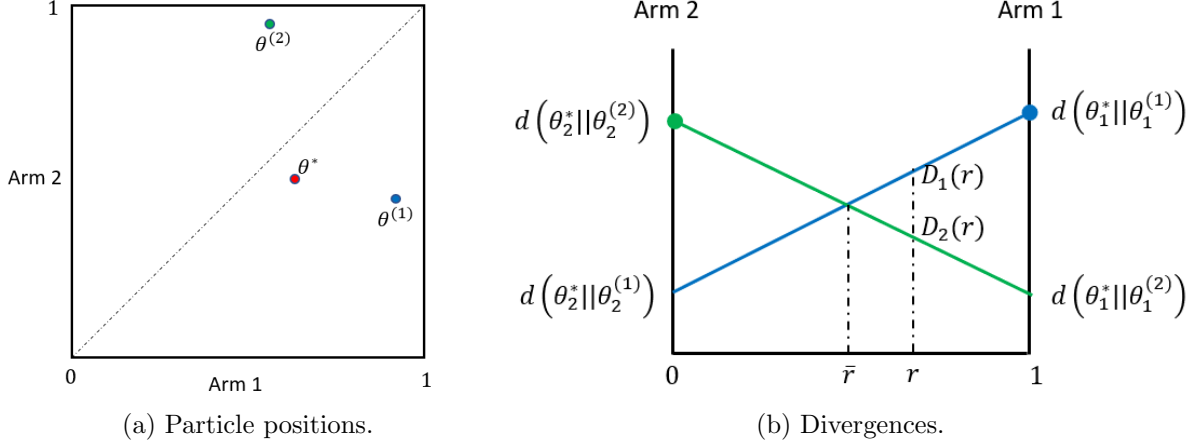


Figure 7: A counter-reinforcing pair example.

Consider a large time t . Suppose $r_t > \bar{r}$. Since $\tilde{w}_{t,i} \propto e^{-tD_i(r_t)}$ and $D_2(r_t) < D_1(r_t)$, we expect $w_{t,2}$ to be larger than $w_{t,1}$, thus particle 2 will be selected more often, which causes arm 2 to be pulled more often. But pulling arm 2 will make r_t decrease. If r_t decreases to a value less than \bar{r} , then by a similar argument we expect $w_{t,1}$ to become larger than $w_{t,2}$. Then particle 1 will be selected more often, which makes arm 1 to be pulled more often and r_t to increase. Therefore, these two particles are *counter-reinforcing* each other: selecting one particle will likely increase the weight of the other particle and vice versa.

We expect to observe that r_t cannot stay too far away either above or below \bar{r} . The drift of r_t is always toward \bar{r} . However, we also observe through simulations that the weights of the two particles keep oscillating. The random oscillations are so strong that the drift does not make weights converge, that is, weights bounce around too much to converge, but are stochastically bounded. The above observations are formally stated in the following proposition.

Proposition 9. *Given a BernoulliBandit($K = 2, \theta^*$) problem and suppose a given particle set $\mathcal{P}_2 = \{\theta^{(1)}, \theta^{(2)}\}$ form a CR pair for the problem. Consider the process of running PTS(\mathcal{P}_2) as in Algorithm 5. Let $\bar{r} \in (0, 1)$ be the solution to $D_1(r) = D_2(r)$. Then, $r_t \rightarrow \bar{r}$ almost surely. Also, $q_t \rightarrow (\bar{r}, 1 - \bar{r})$ and $\bar{w}_t \rightarrow (\bar{r}, 1 - \bar{r})$ almost surely.*

The remainder of this section is dedicated to the proof of Proposition 9. The proof starts with constructing a sequence $\{X_t\}$, defined by $X_t \triangleq \ln \frac{\tilde{w}_{t,1}}{\tilde{w}_{t,2}} = \ln \frac{w_{t,1}}{w_{t,2}}$. Recall that, for $i = 1, 2$,

$$\tilde{w}_{t+1,i} = \tilde{w}_{t,i} P_{\theta_{A_{t+1}}^{(i)}}(R_{t+1}) = \begin{cases} \tilde{w}_{t,i} \theta_{A_{t+1}}^{(i)} & \text{if } R_{t+1} = 1 \\ \tilde{w}_{t,i} (1 - \theta_{A_{t+1}}^{(i)}) & \text{if } R_{t+1} = 0 \end{cases}.$$

By the conditions in (13) that $A(1) = \{1\}$ and $A(2) = \{2\}$, $A_{t+1} = i$ iff particle $\theta^{(i)}$ is selected at time $t + 1$, which occurs with probability $w_{t,i}$. So for $i = 1, 2$,

$$\tilde{w}_{t+1,i} = \begin{cases} \tilde{w}_{t,i} \theta_1^{(i)} & w.p. & w_{t,1} \theta_1^* \\ \tilde{w}_{t,i} (1 - \theta_1^{(i)}) & w.p. & w_{t,1} (1 - \theta_1^*) \\ \tilde{w}_{t,i} \theta_2^{(i)} & w.p. & w_{t,2} \theta_2^* \\ \tilde{w}_{t,i} (1 - \theta_2^{(i)}) & w.p. & w_{t,2} (1 - \theta_2^*) \end{cases}.$$

Since $w_{t,1} + w_{t,2} = 1$, if we are given that $x = \ln \frac{\tilde{w}_{t,1}}{\tilde{w}_{t,2}} = \ln \frac{w_{t,1}}{w_{t,2}}$, then $w_{t,1} = \frac{e^x}{1+e^x}$ and $w_{t,2} = \frac{1}{1+e^x}$. It follows that

$$X_{t+1} = X_t + \begin{cases} \ln \frac{\theta_1^{(1)}}{\theta_1^{(2)}} & w.p. & \frac{e^{X_t}}{1+e^{X_t}} \theta_1^* \\ \ln \frac{(1-\theta_1^{(1)})}{(1-\theta_1^{(2)})} & w.p. & \frac{e^{X_t}}{1+e^{X_t}} (1 - \theta_1^*) \\ \ln \frac{\theta_2^{(1)}}{\theta_2^{(2)}} & w.p. & \frac{1}{1+e^{X_t}} \theta_2^* \\ \ln \frac{(1-\theta_2^{(1)})}{(1-\theta_2^{(2)})} & w.p. & \frac{1}{1+e^{X_t}} (1 - \theta_2^*) \end{cases}. \quad (14)$$

Note that $X_0 = 0$ since $w_{0,1} = w_{0,2} = \frac{1}{2}$. $\{X_t\}_{t \geq 0}$ is a time-homogeneous Markov process living in a state space of infinite cardinality. Note that (14) is derived using only the conditions $A(1) = \{1\}$ and $A(2) = \{2\}$ in (13), therefore it holds even if the two particles do not form a CR pair. The dynamics of X_t in (14) will be used again in the next section in the case of a self-reinforcing pair.

In the next lemma, we show that $\{X_t\}$ is stochastically bounded given the CR pair conditions.

Lemma 10. *Consider the process described in Proposition 9. Let $X_t \triangleq \ln \frac{\tilde{w}_{t,1}}{\tilde{w}_{t,2}} = \ln \frac{w_{t,1}}{w_{t,2}}$. Then, for some constants A_0 and B_0 depending on θ^* and $\mathcal{P}_2 = \{\theta^{(1)}, \theta^{(2)}\}$,*

$$P\{|X_t| \geq x\} \leq A_0 e^{-B_0 x} \quad \forall t \geq 1 \text{ and } x > 0.$$

Proof. The proof essentially relies on a drift implied bound in [9] (copied as Proposition 20 in Section B.6.1 for reference). We check the two conditions of Proposition 20 for $\{X_t\}$.

By (14), the drift of the process $\{X_t\}$ at time t is

$$\begin{aligned} & \mathbb{E}[X_{t+1} - X_t | X_t = x] \\ &= \frac{e^x}{1+e^x} \theta_1^* \ln \frac{\theta_1^{(1)}}{\theta_1^{(2)}} + \frac{e^x}{1+e^x} (1 - \theta_1^*) \ln \frac{1 - \theta_1^{(1)}}{1 - \theta_1^{(2)}} + \frac{1}{1+e^x} \theta_2^* \ln \frac{\theta_2^{(1)}}{\theta_2^{(2)}} + \frac{1}{1+e^x} (1 - \theta_2^*) \ln \frac{1 - \theta_2^{(1)}}{1 - \theta_2^{(2)}} \\ &= \left(\frac{e^x}{1+e^x} d(\theta_1^* || \theta_1^{(2)}) + \frac{1}{1+e^x} d(\theta_2^* || \theta_2^{(2)}) \right) - \left(\frac{e^x}{1+e^x} d(\theta_1^* || \theta_1^{(1)}) + \frac{1}{1+e^x} d(\theta_2^* || \theta_2^{(1)}) \right) \\ &= D_2 \left(\frac{e^x}{1+e^x} \right) - D_1 \left(\frac{e^x}{1+e^x} \right) \triangleq h(x). \end{aligned}$$

Let $f(r) \triangleq D_2(r) - D_1(r)$. Then $h(x) = f(\frac{e^x}{1+e^x})$. $f(r)$ is a linear function in r : $f(r) = \alpha r + \beta$, where

$$\alpha = \left(d(\theta_1^* || \theta_1^{(2)}) - d(\theta_2^* || \theta_2^{(2)}) \right) - \left(d(\theta_1^* || \theta_1^{(1)}) - d(\theta_2^* || \theta_2^{(1)}) \right), \quad \beta = d(\theta_2^* || \theta_2^{(2)}) - d(\theta_2^* || \theta_2^{(1)}). \quad (15)$$

Since the two particles form a CR pair, $\alpha < 0$ and $\beta > 0$. Let $\bar{r} = -\frac{\beta}{\alpha}$, which is the solution to $f(r) = 0$. It can be verified that Condition C1 of Proposition 20 is satisfied with $a = \ln \frac{1+\bar{r}}{1-\bar{r}}$ and $\epsilon_0 = \frac{1}{2} \left(d(\theta_1^* || \theta_1^{(1)}) - d(\theta_1^* || \theta_1^{(2)}) \right)$. This corresponds to solving $\frac{e^a}{1+e^a} = \frac{\bar{r}+1}{2}$, so $h(a) = f(\frac{\bar{r}+1}{2}) = \frac{1}{2}(f(\bar{r}) + f(1)) = \frac{1}{2}f(1) = \epsilon_0$. Note that $a > 0$.

To check Condition C2 of Proposition 20, let $x^* \triangleq \max \left\{ \left| \ln \frac{\theta_1^{(1)}}{\theta_1^{(2)}} \right|, \left| \ln \frac{(1-\theta_1^{(1)})}{(1-\theta_1^{(2)})} \right|, \left| \ln \frac{\theta_2^{(1)}}{\theta_2^{(2)}} \right|, \left| \ln \frac{(1-\theta_2^{(1)})}{(1-\theta_2^{(2)})} \right| \right\}$, and let random variable $Z = x^*$ with probability 1. Then obviously $(|X_{t+1} - X_t| | X_t) \prec Z$. Choose $\lambda = 1$ (any positive value works), then

$$D = \mathbb{E}[e^{\lambda Z}] = e^{x^*} = \max \left\{ \frac{\theta_1^{(1)}}{\theta_1^{(2)}}, \frac{\theta_1^{(2)}}{\theta_1^{(1)}}, \frac{1 - \theta_1^{(1)}}{1 - \theta_1^{(2)}}, \frac{1 - \theta_1^{(2)}}{1 - \theta_1^{(1)}}, \frac{\theta_2^{(1)}}{\theta_2^{(2)}}, \frac{\theta_2^{(2)}}{\theta_2^{(1)}}, \frac{1 - \theta_2^{(1)}}{1 - \theta_2^{(2)}}, \frac{1 - \theta_2^{(2)}}{1 - \theta_2^{(1)}} \right\}. \quad (16)$$

Note that $D > 1$. Condition C2 of Proposition 20 is satisfied.

Since $c \geq \frac{\mathbb{E}[e^{\lambda Z}] - (1 + \mathbb{E}[Z])}{\lambda^2} = D - 1 - x^*$, we can choose the following constants: $c = D$, $\eta = \min(1, \frac{\epsilon_0}{2c})$, $\rho = 1 - \frac{1}{2}\eta\epsilon_0$. Note that $0 = X_0 \leq a$. Applying Proposition 20, we have

$$P\{X_t \geq x\} \leq \frac{D}{1-\rho} e^{-\eta(x-a)} = A_1 e^{-B_1 x} \quad \forall t, x > 0, \quad (17)$$

where $A_1 = \frac{D}{1-\rho} e^{\eta a} = \frac{2D}{\eta\epsilon_0} e^{\eta a} = \frac{2D}{\eta\epsilon_0} \left(\frac{1+\bar{r}}{1-\bar{r}}\right)^\eta$ and $B_1 = \eta$.

Apply the same analysis to the sequence $\{-X_t\}_{t \geq 0}$ with the following constants: $a' = \ln \frac{2-\bar{r}}{\bar{r}}$, $\epsilon'_0 = \frac{1}{2} \left(d(\theta_2^* || \theta_2^{(2)}) - d(\theta_2^* || \theta_2^{(1)})\right)$, $\lambda = 1$, D as in (16), $c = D$, $\eta' = \min\left(\lambda, \frac{\epsilon'_0}{2c}\right)$ and $\rho' = 1 - \frac{1}{2}\eta'\epsilon'_0$, we get

$$P\{-X_t \geq x\} \leq \frac{D}{1-\rho'} e^{-\eta'(x-a')} = A_2 e^{-B_2 x} \quad \forall t, x > 0, \quad (18)$$

where $A_2 = \frac{D}{1-\rho'} e^{\eta' a'} = \frac{2D}{\eta'\epsilon'_0} e^{\eta' a'} = \frac{2D}{\eta'\epsilon'_0} \left(\frac{2-\bar{r}}{\bar{r}}\right)^{\eta'}$ and $B_2 = \eta'$.

Let $A_0 = 2 \max\{A_1, A_2\}$ and $B_0 = \min\{B_1, B_2\}$ and combine (17) and (18), we get

$$P\{|X_t| \geq x\} \leq A_0 e^{-B_0 x} \quad \forall t \text{ and } x > 0.$$

□

We are now ready to prove Proposition 9. Roughly speaking, since $\ln \tilde{w}_{t,i} \approx -tD_i(r_t)$, $X_t = \ln \frac{\tilde{w}_{t,1}}{\tilde{w}_{t,2}} \approx t(D_2(r_t) - D_1(r_t))$. The stochastic boundedness of X_t then implies the stochastic boundedness of $t|D_2(r_t) - D_1(r_t)|$. So for large t , $D_2(r_t) - D_1(r_t)$ is close to zero and hence r_t is close to \bar{r} . We show that r_t converges to \bar{r} in probability, which combined with the Borel-Contelli lemma leads to convergence almost surely. The convergence of q_t and \bar{w}_t naturally follows.

Proof of Proposition 9. Recall that $f(r) = D_2(r) - D_1(r) = \alpha r + \beta$ for α and β given in (15) and $f(\bar{r}) = 0$. So $|f(r_t)| = |f(r_t) - f(\bar{r})| = |(\alpha r_t + \beta) - (\alpha \bar{r} + \beta)| = |\alpha| |r_t - \bar{r}|$. Therefore, for any $\delta > 0$,

$$\begin{aligned} P\{|r_t - \bar{r}| \geq \delta\} &= P\{|f(r_t)| \geq |\alpha| \delta\} \\ &\leq P\left\{|f(r_t) + \epsilon_{t,1} - \epsilon_{t,2}| \geq \frac{|\alpha| \delta}{3}\right\} + P\left\{|\epsilon_{t,1}| \geq \frac{|\alpha| \delta}{3}\right\} + P\left\{|\epsilon_{t,2}| \geq \frac{|\alpha| \delta}{3}\right\}. \end{aligned}$$

But

$$\begin{aligned} f(r_t) + \epsilon_{t,1} - \epsilon_{t,2} &= D_2(r_t) - D_1(r_t) + \epsilon_{t,1} - \epsilon_{t,2} \\ &= (-D_1(r_t) + \epsilon_{t,1} + C(r_t)) - (-D_2(r_t) + \epsilon_{t,2} + C(r_t)) \\ &\stackrel{(i)}{=} \frac{1}{t} \ln \tilde{w}_{t,1} - \frac{1}{t} \ln \tilde{w}_{t,2} \\ &= \frac{1}{t} \ln \frac{\tilde{w}_{t,1}}{\tilde{w}_{t,2}} = \frac{1}{t} X_t, \end{aligned}$$

where step (i) is due to Proposition 8. Therefore, by Proposition 8 and Lemma 10,

$$\begin{aligned} P\{|r_t - \bar{r}| \geq \delta\} &\leq P\left\{|X_t| \geq \frac{|\alpha| \delta t}{3}\right\} + P\left\{|\epsilon_{t,1}| \geq \frac{|\alpha| \delta}{3}\right\} + P\left\{|\epsilon_{t,2}| \geq \frac{|\alpha| \delta}{3}\right\} \\ &\leq A_0 e^{-\frac{B_0 |\alpha| \delta t}{3}} + 4te^{-B_{\theta(1)} \frac{|\alpha|^2 \delta^2}{9} t} + 4te^{-B_{\theta(2)} \frac{|\alpha|^2 \delta^2}{9} t} \\ &\leq Ate^{-B\delta^2 t}, \end{aligned}$$

where $A = 3 \max\{A_0, 4\}$ and $B = \min\left\{\frac{B_0|\alpha|}{3}, \frac{B_{\theta^{(1)}}|\alpha|^2}{9}, \frac{B_{\theta^{(2)}}|\alpha|^2}{9}\right\}$. It follows that

$$\sum_{t=1}^{\infty} P\{|r_t - \bar{r}| \geq \delta\} \leq \sum_{t=1}^{\infty} Ate^{-B\delta^2 t} = Ae^{B\delta^2} \sum_{t=1}^{\infty} te^{-B\delta^2(t-1)} = \frac{Ae^{B\delta^2}}{(1 - e^{-B\delta^2})^2} < \infty.$$

By the Borel-Cantelli Lemma, $P\{|r_t - \bar{r}| \geq \delta \text{ i.o.}\} = 0$ for any $\delta > 0$. It follows that $r_t \rightarrow \bar{r}$ almost surely as $t \rightarrow \infty$. Since arm 1 (resp. arm 2) is chosen iff particle 1 (resp. particle 2) is chosen, $q_t = (r_t, 1 - r_t)$. So $q_t \rightarrow (\bar{r}, 1 - \bar{r})$. Finally, since $I_t \sim w_{t-1} = (w_{t-1,1}, \dots, w_{t-1,N})$, $\mathbb{1}_{\{I_t=i\}} \sim \text{Bernoulli}(w_{t-1,i})$. For $i = 1, 2$, by the Azuma-Hoeffding inequality, for any $\gamma > 0$,

$$\begin{aligned} \Pr\{|q_{t,i} - \bar{w}_{t-1,i}| \geq \gamma\} &= \Pr\left\{\left|\frac{1}{t} \sum_{\tau=1}^t \mathbb{1}_{\{I_\tau=i\}} - \frac{1}{t} \sum_{\tau=0}^{t-1} w_{\tau,i}\right| \geq \gamma\right\} \\ &= \Pr\left\{\left|\sum_{\tau=1}^t (\mathbb{1}_{\{I_\tau=i\}} - w_{\tau-1,i})\right| \geq t\gamma\right\} \\ &\leq 2 \exp\left(-\frac{2(t\gamma)^2}{t}\right) \\ &= 2e^{-2\gamma^2 t}, \end{aligned}$$

which is summable in t . Apply the Borel-Cantelli Lemma again, we get $|q_t - \bar{w}_{t-1}| \rightarrow 0$ with probability one. So $\bar{w}_t \rightarrow (\bar{r}, 1 - \bar{r})$. \square

B.2.2 Self-reinforcing pair

Definition 3. (Self-reinforcing pair) For a given BernoulliBandit($K = 2, \theta^*$) problem, we say two particles $\theta^{(1)}, \theta^{(2)} \in [0, 1]^2$ form a *self-reinforcing pair* (SR pair) if they can be relabeled such that the following conditions hold:

$$d(\theta_1^* || \theta_1^{(1)}) < d(\theta_1^* || \theta_1^{(2)}), \quad d(\theta_2^* || \theta_2^{(1)}) > d(\theta_2^* || \theta_2^{(2)}), \quad A(1) = \{1\}, \quad A(2) = \{2\}. \quad (19)$$

Without loss of generality, in this section when we say particles $\theta^{(1)}$ and $\theta^{(2)}$ are a SR pair, we assume they have already been properly labeled such that they satisfy (19).

An SR pair example is drawn in Figure 8. Consider a large time t . Since $\tilde{w}_{t,i} \propto e^{-tD_i(r_t)}$, if $r_t > \bar{r}$, with high probability particle 1 will be selected more often, which will cause r_t to further increase. If $r_t < \bar{r}$, then with high probability particle 2 will be selected often, which will cause r_t to further decrease. Therefore, each of the two particles is *self-reinforcing*: selecting one particle will likely increase the weight of the particle itself which makes it to be selected more often. Each particle behaves like a black hole. We expect that, in the end, either particle 1 or particle 2 gain all the weight. Which of the two particles wins out in the end is random and is influenced by the initial condition. We state this observation more formally in the following proposition.

Proposition 11. *Given a problem BernoulliBandit($K = 2, \theta^*$) and a particle set $\mathcal{P}_2 = \{\theta^{(1)}, \theta^{(2)}\}$, suppose $\{\theta^{(1)}, \theta^{(2)}\}$ forms a SR pair for the problem. Consider the process of running PTS(\mathcal{P}_2) as in Algorithm 5. Let $X_t = \ln \frac{\tilde{w}_{t,1}}{\tilde{w}_{t,2}} = \ln \frac{w_{t,1}}{w_{t,2}}$ for $t \geq 0$. Then, with probability one, one of the following two cases happens:*

1. $X_t \rightarrow \infty$, $q_t \rightarrow (1, 0)$, $w_t \rightarrow (1, 0)$ and $r_t \rightarrow 1$.

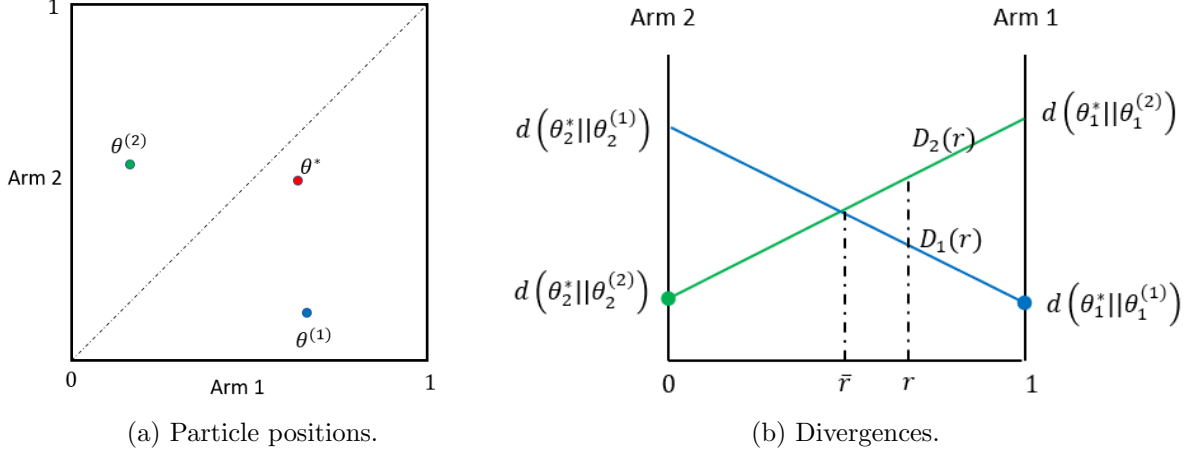


Figure 8: A self-reinforcing pair example.

2. $X_t \rightarrow -\infty$, $q_t \rightarrow (0, 1)$, $w_t \rightarrow (0, 1)$ and $r_t \rightarrow 0$.

The remainder of this section is dedicated to the proof of Proposition 11. We first define the notion of stochastic asymptotic stability, which will be used for the proof.

Definition 4. Let $\{X_n\}_{n \geq 0}$ be a discrete time Markov process with state space \mathbb{R} .

1. We say that $x \in \mathbb{R}$ is *stochastically asymptotically stable* (SAS) for $\{X_n\}$ if for any $\epsilon > 0$, there exists $\delta > 0$ such that if $|X_{n_0} - x| \leq \delta$ for some n_0 , then $\Pr\{|X_n - x| \leq \epsilon \forall n \geq n_0 | X_{n_0}\} \geq 1 - \epsilon$ and $\Pr\{\{|X_n - x| \leq \epsilon \forall n \geq n_0\} \setminus \{X_n \rightarrow x\} | X_{n_0}\} = 0$.
2. We say that $-\infty$ is SAS for $\{X_n\}$ if for any $L \in \mathbb{R}$ and $\epsilon > 0$, there exists $L_0 \in \mathbb{R}$ such that if $X_{n_0} \leq L_0$ for some n_0 , then $\Pr\{X_n \leq L \forall n \geq n_0 | X_{n_0}\} \geq 1 - \epsilon$ and $\Pr\{\{X_n \leq L \forall n \geq n_0\} \setminus \{X_n \rightarrow -\infty\} | X_{n_0}\} = 0$.
3. We say that $+\infty$ is SAS for $\{X_n\}$ if for any $L \in \mathbb{R}$ and $\epsilon > 0$, there exists $L_0 \in \mathbb{R}$ such that if $X_{n_0} \geq L_0$ for some n_0 , then $\Pr\{X_n \geq L \forall n \geq n_0 | X_{n_0}\} \geq 1 - \epsilon$ and $\Pr\{\{X_n \geq L \forall n \geq n_0\} \setminus \{X_n \rightarrow \infty\} | X_{n_0}\} = 0$.

The second condition in the 1st (resp. 2nd or 3rd) definition above means that, given X_{n_0} , if X_n is close to x (resp. $-\infty$, $+\infty$) from n_0 onward, then X_n converges to x (resp. $-\infty$, $+\infty$).

Intuitively, a SAS point is like a black hole: if the process is close enough to the point, then with high probability it will be trapped around the point and eventually sucked to the point.

We start the proof of Proposition 11 with the following lemma.

Lemma 12. *The process $\{X_t\}$ described in Proposition 11 is a Markov process. Moreover, it can be represented as: $X_{t+1} = X_t + U_{t+1}$, where the distribution of U_{t+1} is determined by X_t and it satisfies:*

- (a) $|U_t| \leq C$ for all $t \geq 1$,
- (b) $\mathbb{E}[U_{t+1} | X_t = x] \leq -\mu_1$ whenever $x \leq C_1$,
- (c) $\mathbb{E}[U_{t+1} | X_t = x] \geq \mu_2$ whenever $x \geq C_2$,

for some constants $\mu_1 > 0$, $\mu_2 > 0$, C , C_1 and C_2 that depend on θ^* and \mathcal{P}_2 .

Proof. By the recursive update formula for \tilde{w}_t in (8) and the conditions $A(1) = \{1\}$ and $A(2) = \{2\}$ in (19), we can obtain the same dynamics of X_t as in (14), such that that $X_{t+1} = X_t + U_{t+1}$, where U_{t+1} is the increment of the process $\{X_t\}$ at time t , given by

$$U_{t+1} = \begin{cases} \ln \frac{\theta_1^{(1)}}{\theta_1^{(2)}} & w.p. \quad \frac{e^{X_t} \theta_1^*}{1+e^{X_t}} \\ \ln \frac{(1-\theta_1^{(1)})}{(1-\theta_1^{(2)})} & w.p. \quad \frac{e^{X_t}}{1+e^{X_t}} (1 - \theta_1^*) \\ \ln \frac{\theta_2^{(1)}}{\theta_2^{(2)}} & w.p. \quad \frac{1}{1+e^{X_t}} \theta_2^* \\ \ln \frac{(1-\theta_2^{(1)})}{(1-\theta_2^{(2)})} & w.p. \quad \frac{1}{1+e^{X_t}} (1 - \theta_2^*) \end{cases} \quad (20)$$

for $t \geq 0$. Clearly, $\{X_t\}_{t \geq 0}$ is a Markov process and the distribution of U_{t+1} is determined by X_t . Property (a) is easily satisfied by setting

$$C \triangleq \max \left\{ \left| \ln \frac{\theta_1^{(1)}}{\theta_1^{(2)}} \right|, \left| \ln \frac{(1-\theta_1^{(1)})}{(1-\theta_1^{(2)})} \right|, \left| \ln \frac{\theta_2^{(1)}}{\theta_2^{(2)}} \right|, \left| \ln \frac{(1-\theta_2^{(1)})}{(1-\theta_2^{(2)})} \right| \right\}.$$

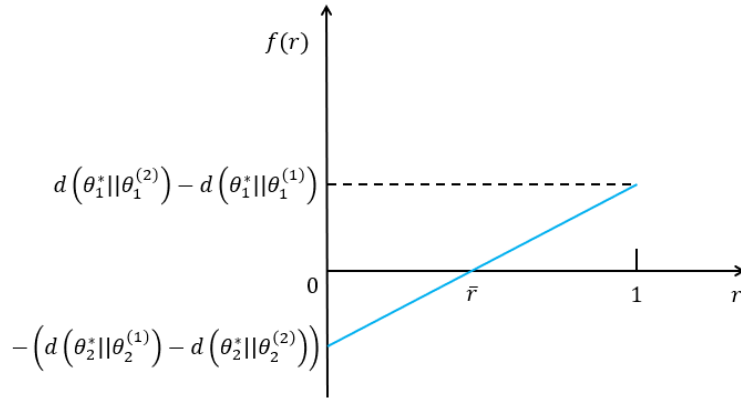
Let $h(x) \triangleq \mathbb{E}[U_{t+1}|X_t = x]$. It can be shown that $h(x) = \alpha \frac{e^x}{1+e^x} + \beta$, where

$$\alpha = \left(d(\theta_1^* || \theta_1^{(2)}) - d(\theta_1^* || \theta_1^{(1)}) \right) + \left(d(\theta_2^* || \theta_2^{(1)}) - d(\theta_2^* || \theta_2^{(2)}) \right),$$

and

$$\beta = \left(d(\theta_2^* || \theta_2^{(2)}) - d(\theta_2^* || \theta_2^{(1)}) \right).$$

By conditions (19), $\alpha > 0$ and $\beta < 0$. Let $f(r) = \alpha r + \beta$, $0 \leq r \leq 1$. The graph of $f(r)$ is shown below:



At $r = \bar{r} = -\frac{\beta}{\alpha}$, $f(r) = 0$. Let

$$\mu_1 = \frac{d(\theta_2^* || \theta_2^{(1)}) - d(\theta_2^* || \theta_2^{(2)})}{2} \quad \text{and} \quad \mu_2 = \frac{d(\theta_1^* || \theta_1^{(2)}) - d(\theta_1^* || \theta_1^{(1)})}{2}.$$

Then $f(r) \leq -\mu_1$ whenever $0 \leq r \leq \frac{\bar{r}}{2}$ and $f(r) \geq \mu_2$ whenever $\frac{\bar{r}+1}{2} \leq r \leq 1$. Let $\frac{e^{C_1}}{1+e^{C_1}} = \frac{\bar{r}}{2}$ and $\frac{e^{C_2}}{1+e^{C_2}} = \frac{\bar{r}+1}{2}$, we get

$$C_1 = \ln \frac{\bar{r}}{2-\bar{r}} = \ln \frac{-\beta}{2\alpha + \beta} \quad \text{and} \quad C_2 = \ln \frac{1+\bar{r}}{1-\bar{r}} = \ln \frac{\alpha - \beta}{\alpha + \beta}.$$

Since $h(x) = f(\frac{e^x}{1+e^x})$ and $h(x)$ is monotonely increasing in x , we have that $h(x) \leq -\mu_1$ whenever $x \leq C_1$ and $h(x) \geq \mu_2$ whenever $x \geq C_2$. \square

Lemma 13. *The process $\{X_t\}$ described in Proposition 11 has $+\infty$ and $-\infty$ as two SAS points.*

Proof. First, we show that $-\infty$ is SAS for $\{X_t\}$. Consider any given $L \in \mathbb{R}$ and $\epsilon > 0$. Without loss of generality, we can assume $L \leq C_1$ and choose $L_0 = L - \frac{C^2}{2\mu_1} \ln \frac{1}{\epsilon}$, where C_1 and C are given in Lemma 12.⁷ Define

$$T \triangleq \min \{t > 0 : X_t > L\}$$

to be the crossing time, the first time the process $\{X_t\}$ crosses above the threshold L . By convention, if $\{X_t > L\}$ never happens, $T = \infty$. Define a random sequence $\{\tilde{X}_t\}_{t \geq 0}$ by $\tilde{X}_0 = X_0$ and

$$\tilde{X}_t = \begin{cases} X_t & \text{if } 1 \leq t \leq T \\ \tilde{X}_{t-1} - \mu_1 & \text{if } t > T. \end{cases}$$

Let $\tilde{U}_{t+1} = \tilde{X}_{t+1} - \tilde{X}_t$, then

$$\tilde{U}_t = \begin{cases} U_t & \text{if } 1 \leq t \leq T \\ -\mu_1 & \text{if } t > T \end{cases}$$

By Lemma 12 and the above construction, $\mathbb{E}[\tilde{U}_{t+1} | \tilde{X}_t] \leq -\mu_1 < 0$ and $|\tilde{U}_t| \leq C$ for all t . It immediately follows from LLN that $\tilde{X}_t \rightarrow -\infty$ with probability one. Also, if $\tilde{X}_0 \leq L_0$, then

$$\begin{aligned} \Pr \left\{ \tilde{X}_t \leq L \forall t \mid \tilde{X}_0 \right\} &= \Pr \left\{ \max_{t \geq 0} \tilde{X}_t \leq L \mid \tilde{X}_0 \right\} \\ &= \Pr \left\{ \max_{t \geq 0} (\tilde{X}_t - L_0) \leq L - L_0 \mid \tilde{X}_0 \right\} \\ &= \Pr \left\{ \max_{t \geq 0} (\tilde{X}_t - L_0) \leq \frac{C^2}{2\mu_1} \ln \frac{1}{\epsilon} \mid \tilde{X}_0 \right\} \\ &\stackrel{(i)}{\geq} 1 - \exp \left\{ -\frac{2\mu_1}{C^2} \frac{C^2}{2\mu_1} \ln \frac{1}{\epsilon} \right\} \\ &= 1 - \epsilon, \end{aligned}$$

where inequality (i) is due to Proposition 23 (see Appendix B.6.2).

Note that, $\{X_t \leq L \forall t\} = \{\tilde{X}_t \leq L \forall t\}$, and under such event, $\{X_t\}_{t \geq 0} = \{\tilde{X}_t\}_{t \geq 0}$. It follows that

$$\Pr \left\{ X_t \leq L \forall t \mid X_0 \right\} = \Pr \left\{ \tilde{X}_t \leq L \forall t \mid \tilde{X}_0 \right\} \geq 1 - \epsilon$$

and

$$\begin{aligned} &\Pr \left\{ \{X_t \leq L \forall t\} \setminus \{X_t \rightarrow -\infty\} \mid X_0 \right\} \\ &= \Pr \left\{ \{X_t \leq L \forall t\} \cap \{X_t \not\rightarrow -\infty\} \mid X_0 \right\} \\ &= \Pr \left\{ \{X_t \leq L \forall t\} \cap \{\tilde{X}_t \not\rightarrow -\infty\} \mid \tilde{X}_0 \right\} \\ &\leq \Pr \left\{ \tilde{X}_t \not\rightarrow -\infty \mid \tilde{X}_0 \right\} = 0. \end{aligned}$$

⁷If $L > C_1$, we can choose $L_0 = C_1 - \frac{C^2}{2\mu_1} \ln \frac{1}{\epsilon}$. Then by the same argument in this proof, we can show that $\Pr\{X_t \leq C_1 \forall t | X_0\} \geq 1 - \epsilon$, which still implies $\Pr\{X_t \leq L \forall t | X_0\} \geq 1 - \epsilon$.

We conclude that $-\infty$ is SAS for $\{X_t\}$.

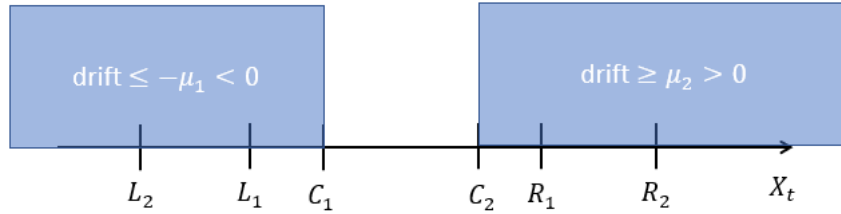
By a similar argument, using properties (a) and (c) of Lemma 12 and Corollary 24 (see Appendix B.6.2), we can show that $+\infty$ is SAS for $\{X_t\}$. \square

We are now ready to prove Proposition 11.

Proof of Proposition 11. Fix $\epsilon = 0.5$ (any positive ϵ will do) and some $L_1, R_1 \in \mathbb{R}$ such that $L_1 \leq C_1 \leq C_2 \leq R_1$. By Lemma 13, there exists $L_2 < L_1$ and $R_2 > R_1$ such that

- (1) If $X_{t_0} \leq L_2$ for some t_0 , then $\Pr \left\{ X_t \leq L_1 \forall t \geq t_0 \mid X_{t_0} \right\} \geq 0.5$ and $X_t \leq L_1 \forall t \geq t_0$ implies $X_t \rightarrow -\infty$, and
- (2) If $X_{t_0} \geq R_2$ for some t_0 , then $\Pr \left\{ X_t \geq R_1 \forall t \geq t_0 \mid X_{t_0} \right\} \geq 0.5$ and $X_t \geq R_1 \forall t \geq t_0$ implies $X_t \rightarrow \infty$.

For a better illustration, see the figure below:



Two observations:

- If X_{t_0} ever moves outside of the interval (L_2, R_2) for some t_0 , then with probability at least 0.5, X_t stays $\leq L_1$ or $\geq R_1$ for all $t \geq t_0$ and converges to $-\infty$ or ∞ .
- If X_{t_0} is inside the interval (L_2, R_2) for some t_0 , then within a fixed M number of the following steps, with a strictly positive probability δ , X_t will move outside of $[L_2, R_2]$. To see this, consider the following. Since the two particles form a SR pair, $\theta_1^{(1)} \neq \theta_1^{(2)}$. We can assume without loss of generality that $\theta_1^{(1)} > \theta_1^{(2)}$. By the form of the distribution of the step

U_{t+1} in (20), if $X_t \in (L_2, R_2)$, then within the next $M = \left\lceil \frac{R_2 - L_2}{\ln \frac{\theta_1^{(1)}}{\theta_1^{(2)}}} \right\rceil$ steps, with probability at

least $\delta = \left(\frac{e^{L_2} \theta_1^*}{1 + e^{L_2}} \right)^M > 0$, X_t will become $\geq R_2$.

Consider the following:

- (a) Observe the process $\{X_t\}$ from $t = 0$. If X_t always stays below L_1 or above R_1 , then it will converge to ∞ or $-\infty$.
- (b) If X_t ever moves into the interval (L_1, R_1) , it is also in the interval (L_2, R_2) , then we start the following trial: *observe whether X_t will become $\leq L_2$ or $\geq R_2$ within the next M steps, and if it does, observe whether it will stay $\leq L_1$ or $\geq R_1$ onward forever.* The trial fails if X_t doesn't become $\leq L_2$ or $\geq R_2$ within the next M steps, or it does, but after that it enters the interval (L_1, R_1) at some time. By the above two observations, this trial is successful with probability at least $0.5\delta > 0$. The failure of the trial, if it ever happens, can be detected in a finite number of steps.

- (c) If the above trial fails, we start the next trial, same as the one in (b), which is also successful with probability at least 0.5δ . Repeat this trial process whenever a trial fails.
- (d) Since $0.5\delta > 0$, one trial will eventually be successful with probability one.

We conclude that X_t converges either to $-\infty$ or ∞ with probability one. In either case, the convergences of q_t , w_t and r_t are obvious. \square

B.3 N given particles: asymptotic behavior

We now turn to the case of N given particles. The question is: which particles can survive? Let us start with a discussion of a representative example of a four-particle configuration in Figure 9. We discuss how the weights of the particles change based on our understanding of the case of two particles in the previous section.

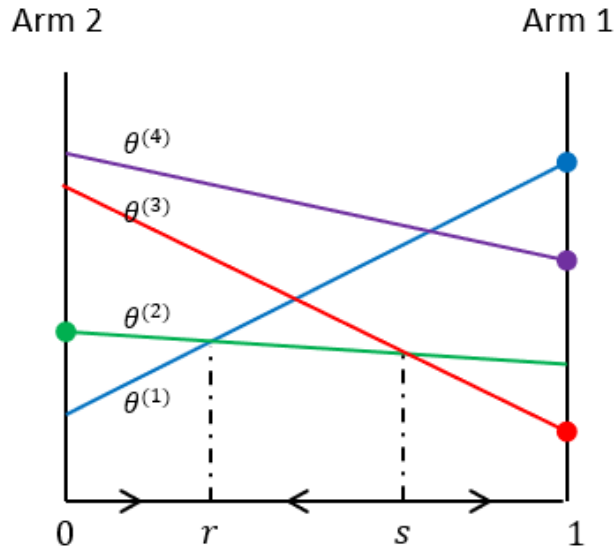


Figure 9: An example of four particles.

In the divergence diagram in Figure 9, we divide the bottom interval $[0, 1]$ into three intervals, $[0, r]$, $[r, s]$ and $[s, 1]$, based on the intersections of the line segments of particles 1, 2 and 3 (it will be soon clear why we ignore particle 4). Recall Proposition 8 again, we have $\tilde{w}_{t,i} \propto e^{-tD_i(r_t)}$. For large t , if $r_t \in (0, r)$, particle 1 will tend to dominate, and r_t will drift to the right; if $r_t \in (r, s)$, particle 2 will tend to dominate, and r_t will drift to the left; if $r_t \in (s, 1)$, particle 3 will tend to dominate, and r_t will drift to the right.

- If r_t stays around r for a long time, then weights of particles 3 and 4 will eventually become negligible. The system essentially reduces to particles 1 and 2, which form a CR pair. By the discussion and results in Section B.2.1, we expect that $\ln \frac{w_{t,1}}{w_{t,2}}$ oscillates but is stochastically bounded, $\ln \frac{w_{t,1}}{w_{t,3}} \rightarrow \infty$ and $\ln \frac{w_{t,1}}{w_{t,4}} \rightarrow \infty$. Also, we expect that $q_t \rightarrow (r, 1 - r, 0, 0)$, $\bar{w} \rightarrow (r, 1 - r, 0, 0)$ and $r_t \rightarrow r$.
- If r_t stays close to 1 for a long time, then weights of particles 1, 2 and 4 become negligible and the system essentially reduces to a single particle 3. Thus, when $r_t > s$, particle 3 is self-reinforcing. We expect that $q_t \rightarrow (0, 0, 1, 0)$, $w_t \rightarrow (0, 0, 1, 0)$ and $r_t \rightarrow 1$.

Therefore, we expect that r_t converges to either r or 1 . In either case, we expect only two or one particle will survive in the end.

We now state the ideas in the above discussion more formally for general N fixed particles. Consider a two-arm Bernoulli bandit problem with parameter θ^* and a given set of N particles \mathcal{P}_N . Define $D^o(r) \triangleq \min_{i \in \{1, \dots, N\}} D_i(r)$. Let D^o be an abbreviation of the curve $\{D^o(r) : r \in [0, 1]\}$ and let D_i be an abbreviation of the line segment $\{D_i(r) : r \in [0, 1]\}$. Graphically, D^o is the bottom piece-wise linear curve formed by the line segments of involved particles in the divergence diagram. We make the following assumptions about the particles.

Assumption 3. Assume that $\theta^* \in [0, 1]^2$ and $\mathcal{P}_N \subset [0, 1]^2$ satisfy:

1. There do not exist two different particles i, j such that $D_i = D_j$.
2. $|\{i : D_i(r) = D^o(r)\}| \leq 2$ for all $r \in (0, 1)$.

The first assumption above means that each line segment in the divergence diagram represents one unique particle. The second assumption means that no point on the curve D^o is shared by more than two particles, except possibly at the boundaries. Both assumptions hold with probability one if the N particles are generated uniformly at random. For the rest of this section, we assume Assumption 3 holds.⁸

The breakpoints and their associated particles for D^o are defined as follows.

Definition 5. A point $r \in [0, 1]$ is a *breakpoint* for D^o if it is a boundary point (i.e., 0 or 1), or it is where two different particles intersect on D^o (i.e., $D^o(r) = D_i(r) = D_j(r)$ for some $i \neq j$). Each breakpoint is associated with a set of one or two particles:

- If $r \in (0, 1)$ is a breakpoint where $D^o(r) = D_i(r) = D_j(r)$ for some $i \neq j$, then its associated particles are $\{i, j\}$.
- The breakpoint 0 has one associated particle i_0 , which is the particle such that there exists some $\epsilon > 0$ such that $D_{i_0}(\delta) < D_i(\delta)$ for all $i \neq i_0$ for all $\delta \in (0, \epsilon)$.
- The breakpoint 1 has one associated particle i_1 , which is the particle such that there exists some $\epsilon > 0$ such that $D_{i_1}(1 - \delta) < D_i(1 - \delta)$ for all $i \neq i_1$ for all $\delta \in (0, \epsilon)$.

Definition 6. Let $\xi \in (0, 1)$ be a non-breakpoint for D^o . The *dominant particle* at ξ for the process $\{r_t\}$ is a particle i such that $D_i(\xi) = \min_{j \in [N]} D_j(\xi)$, i.e., $D_i(\xi) = D^o(\xi)$. If ξ is contained in (r, s) , where r, s are two neighbor breakpoints for D^o , we also say i is the dominant particle for interval (r, s) for the process $\{r_t\}$.

By Proposition 8, if r_t stays around a non-breakpoint $\xi \in (0, 1)$ for a long time, the weight of the corresponding dominant particle tends to increase exponentially. In that sense the particle dominates other particles.

Example 4. To illustrate the above definitions, see an example of six particles in the divergence diagram in Figure 10.

In this example, the breakpoints are $\{0, r, s, 1\}$ and their associated particles are $0 \rightarrow \{1\}$, $r \rightarrow \{1, 2\}$, $s \rightarrow \{2, 3\}$ and $1 \rightarrow \{3\}$, respectively. The dominant particles for intervals $(0, r)$, (r, s) , $(s, 1)$ are particles 1, 2, 3, respectively.

⁸Even if Assumption 3 do not hold, i.e., if two different particles have the same line segment or if more than two particles intersect at some point on D^o , we expect that Conjecture 14 is still true, perhaps with some minor modifications of the related definitions. But since we don't have any rigorous results for these scenarios, and since those scenarios are not useful in practice, we deem it reasonable to proceed with Assumption 3.

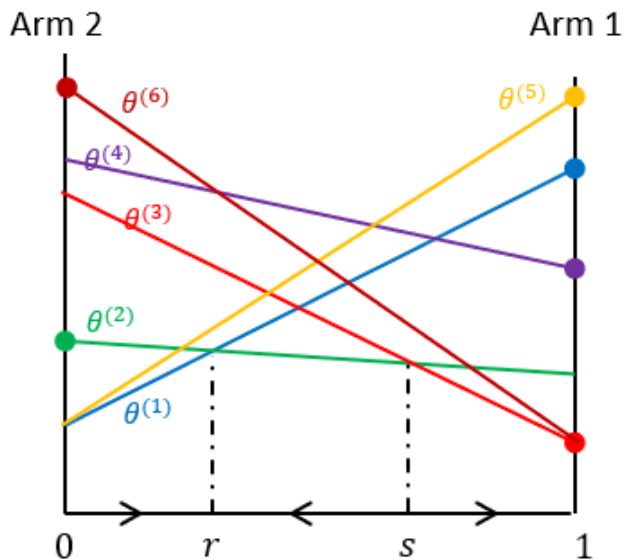


Figure 10: An example of six particles.

Definition 7. The contraction set for the $\{r_t\}$ process, denoted by \mathcal{R} , is defined as follows. A value $r \in [0, 1]$ is in \mathcal{R} if one of the following is true:

1. $r = 0$ and $A(i_0) = 2$, where i_0 is the associated particle for breakpoint 0.
2. $r = 1$, and $A(i_1) = 1$, where i_1 is the associated particle for breakpoint 1.
3. $r \in (0, 1)$ is a breakpoint and particles $\{i, j\}$ form a CR pair, where i, j are the associated particles for r .

For the example in Figure 10, $\mathcal{R} = \{r, 1\}$.

Remark. Note that once θ^* and \mathcal{P}_N are given, \mathcal{R} is determined, even before PTS runs.

Conjecture 14. Consider a given problem $\text{BernoulliBandit}(K = 2, \theta^*)$ and a particle set \mathcal{P}_N that satisfy Assumption 3. Consider the process of running $\text{PTS}(\mathcal{P}_N)$ as in Algorithm 5. Let \mathcal{R} be the contraction set for the $\{r_t\}$ process. Then \mathcal{R} is non-empty and with probability one, $r_t \rightarrow r$ for some $r \in \mathcal{R}$, and the one or two particles associated with the break point r survive, while all other particles' weights converge to zero.

A proof for this conjecture might begin with analyzing a properly defined $N - 1$ dimensional Markov process about the particles' weights (just like for the two-particle case we analyzed a one-dimensional Markov process). We don't have a proof for the conjecture, although its truthfulness is strongly indicated by discussion at the beginning of this section and empirical evidence.

The major take-away lesson of this section is that, with Assumption 3, no more than two particles can survive in the asymptotic regime, and the possible surviving particles can be found by drawing the divergence diagram, as discussed. Informally speaking, the line segments of the surviving particles should be low in the divergence diagram.

This is a special case of the sample-path necessary survival condition for general stochastic bandit problems in Section 4.

B.4 N Random particles

Up to this point, we have been considering fixed given particles. In practice, particles are not given at the very beginning. One can use a pre-determined set of particles, or randomly generate some particles. In this section, we evaluate the performance of PTS with N randomly generated particles. We will consider two different methods for particle generation. The following lemma is useful for the analysis of both cases.

Definition 8. We say that a particle $\theta \in [0, 1]^2$ is *action-optimal* for a given problem $\text{BernoulliBandit}(K = 2, \theta^*)$ if $A(\theta) = A(\theta^*)$.

In particular, if $\theta_1^* = \theta_2^*$, then any $\theta \in [0, 1]^2$ is action-optimal.

Lemma 15. Consider a given $\text{BernoulliBandit}(K = 2, \theta^*)$ problem and assume $\theta_1^* \neq \theta_2^*$. There exist θ^* -dependent positive constants \bar{d}_1 and \bar{d}_2 such that, if a particle $\theta \in [0, 1]^2$ satisfies $d(\theta_1^* || \theta_1) < \bar{d}_1$ and $d(\theta_2^* || \theta_2) < \bar{d}_2$, then θ is action-optimal. In particular, $\bar{d}_1 = d\left(\theta_1^* || \frac{\theta_1^* + \theta_2^*}{2}\right)$ and $\bar{d}_2 = d\left(\theta_2^* || \frac{\theta_1^* + \theta_2^*}{2}\right)$ works.

The lemma provides us with a useful divergence based sufficient condition under which a particle is action-optimal.

Proof. Without loss of generality, assume $\theta_1^* > \theta_2^*$. It is clear that, if θ satisfies $\frac{\theta_1^* + \theta_2^*}{2} < \theta_1 \leq 1$ and $0 \leq \theta_2 < \frac{\theta_1^* + \theta_2^*}{2}$, then $A(\theta^*) = A(\theta)$. See the region highlighted by red in Figure 11.

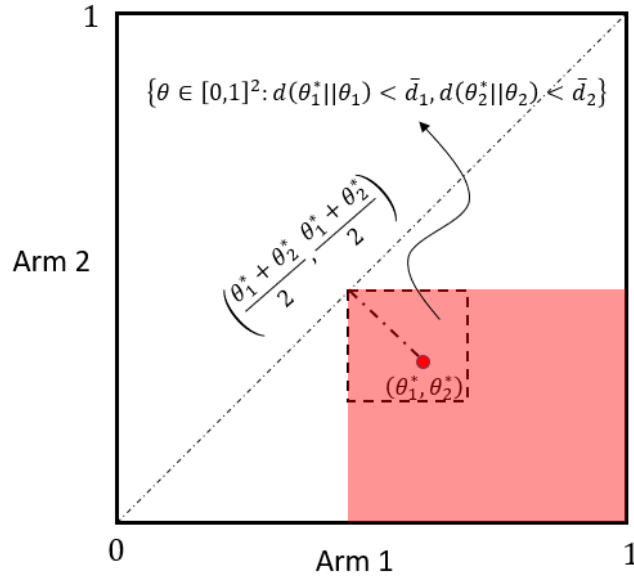


Figure 11: Any θ in the red region is consistent.

The function $g(y) = d(x || y)$ for $x \in (0, 1)$ is monotone decreasing for $y \in (0, x)$ and monotone increasing for $y \in (x, 1)$. Therefore a sufficient condition for $\frac{\theta_1^* + \theta_2^*}{2} < \theta_1 \leq 1$ is $d(\theta_1^* || \theta_1) < d\left(\theta_1^* || \frac{\theta_1^* + \theta_2^*}{2}\right)$ and a sufficient condition for $0 \leq \theta_2 < \frac{\theta_1^* + \theta_2^*}{2}$ is $d(\theta_2^* || \theta_2) < d\left(\theta_2^* || \frac{\theta_1^* + \theta_2^*}{2}\right)$. Let $\bar{d}_1 = d\left(\theta_1^* || \frac{\theta_1^* + \theta_2^*}{2}\right)$ and $\bar{d}_2 = d\left(\theta_2^* || \frac{\theta_1^* + \theta_2^*}{2}\right)$, the proof is done. \square

B.4.1 Coordinate-wise random generation

Method 1 (coordinate-wise random generation): Generate two sets A and B , each contains \sqrt{N} values generated independently uniformly at random from $[0, 1]$. Let $\mathcal{P}_N = A \times B = \{(a, b) : a \in A, b \in B\}$.

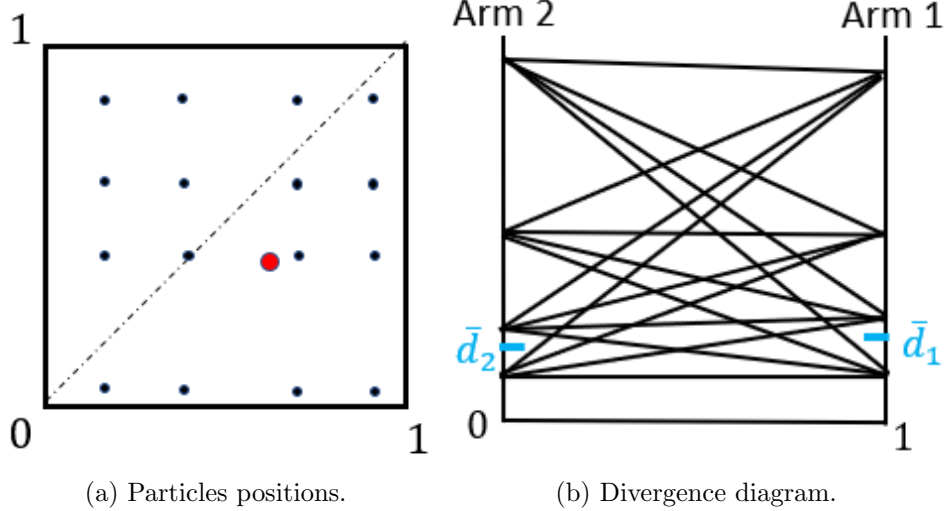


Figure 12: An example of 16 particles produced by coordinate-wise random generation.

An example of 16 particles produced by Method 1 is shown in Figure 12. The particles form a grid in the $[0, 1]^2$ square (Fig. 12). The line segments of the particles form a complete bipartite graph in the divergence diagram (Fig. 12). By the discussion in Section B.3, the weight of the particle represented by the lowest line segment will converge to one with probability one. Call this the bottom particle. For particles generated by Method 1, the bottom particle always exists and is unique. The running average regret of PTS will converge to zero if and only if the bottom particle is action-optimal. If N is large, we expect that with high probability, the KL divergences of the bottom particle at the two arms will be below \bar{d}_1 and \bar{d}_2 respectively and hence the bottom particle is action-optimal.

Definition 9. For a given stochastic bandit problem, we say that an algorithm is *consistent* for a given sample path if the running average regret converges to zero.

In particular, for a given $\text{BernoulliBandit}(K = 2, \theta^*)$ problem, the running average regret is $\frac{1}{T} \sum_{t=1}^T (\max_{a \in \{1,2\}} \theta_a^* - \theta_{A_t}^*)$. Therefore, PTS is consistent for a given sample path if $w_{t,i} \rightarrow 1$ and $\left| \frac{1}{T} \sum_{t=1}^T w_{t,i} - \frac{1}{T} \sum_{t=1}^T \mathbb{1}_{\{I_t=i\}} \right| \rightarrow 0$ for some action-optimal particle i .

Proposition 16. Let \mathcal{P}_N be a set of N particles generated by Method 1. Consider the process of running $\text{PTS}(\mathcal{P}_N)$ for a given problem $\text{BernoulliBandit}(K = 2, \theta^*)$ as in Algorithm 5. Let E denote the event that the algorithm is consistent. Assume Conjecture 14 is true. Then, for N sufficiently large,

$$\Pr \{E\} \geq 1 - 2e^{-\frac{|\theta_1^* - \theta_2^*| \sqrt{N}}{2}}.$$

The above result says that with coordinate-wise random particle generation, PTS is consistent with high probability. Observe that, if $|\theta_1^* - \theta_2^*|$ is large, it is more likely for the algorithm to be consistent, or in other words, it is easier for the algorithm to identify the optimal arm. That makes sense.

Proof. Let $A, B \subset [0, 1]$ be the two random sets of \sqrt{N} values generated by Method 1. Let $a_0 = \min_{a \in A} d(\theta_1^* || a)$ and $b_0 = \min_{b \in B} d(\theta_2^* || b)$ and let particle $i_0 \in [N]$ be the one with $\theta^{(i_0)} = (\theta_1^{(i_0)}, \theta_2^{(i_0)}) = (a_0, b_0)$. Particle i_0 is the bottom particle in our previous discussion. With probability one, a_0, b_0 and i_0 are unique. By construction, the contraction set \mathcal{R} of the $\{r_t\}$ process contains only one point, either 0 or 1, depending on the optimal arm for particle i_0 . By Conjecture 14, the algorithm is consistent if and only if particle i_0 is action-optimal. We show that particle i_0 is action-optimal w.h.p.

If $\theta_1^* = \theta_2^*$, any algorithm is consistent, there is nothing to prove. Without loss of generality, assume $\theta_1^* > \theta_2^*$. Let X and Y be two independent uniform random variables in $[0, 1]$. Let $p_1 \triangleq \Pr \{d(\theta_1^* || X) \leq \bar{d}_1\}$ and $p_2 \triangleq \Pr \{d(\theta_2^* || Y) \leq \bar{d}_2\}$ for $\bar{d}_1 = d\left(\theta_1^* || \frac{\theta_1^* + \theta_2^*}{2}\right)$, $\bar{d}_2 = d\left(\theta_2^* || \frac{\theta_1^* + \theta_2^*}{2}\right)$ as in Lemma 15. Since a sufficient condition for $d(\theta_1^* || X) \leq \bar{d}_1$ is $X \in \left(\frac{\theta_1^* + \theta_2^*}{2}, \theta_1^*\right)$ and a sufficient condition for $d(\theta_2^* || Y) \leq \bar{d}_2$ is $Y \in \left(\theta_2^*, \frac{\theta_1^* + \theta_2^*}{2}\right)$, we have

$$p_1 \geq \Pr \left\{ X \in \left(\frac{\theta_1^* + \theta_2^*}{2}, \theta_1^* \right) \right\} = \frac{\theta_1^* - \theta_2^*}{2}$$

and

$$p_2 \geq \Pr \left\{ Y \in \left(\theta_2^*, \frac{\theta_1^* + \theta_2^*}{2} \right) \right\} = \frac{\theta_1^* - \theta_2^*}{2}.$$

It follows that

$$\begin{aligned} \Pr\{E\} &\geq \Pr \left\{ d(\theta_1^* || \theta_1^{(i_0)}) \leq \bar{d}_1 \text{ and } d(\theta_2^* || \theta_2^{(i_0)}) \leq \bar{d}_2 \right\} \\ &= 1 - \Pr \left\{ d(\theta_1^* || \theta_1^{(i_0)}) > \bar{d}_1 \text{ or } d(\theta_2^* || \theta_2^{(i_0)}) > \bar{d}_2 \right\} \\ &\geq 1 - \Pr \left\{ d(\theta_1^* || \theta_1^{(i_0)}) > \bar{d}_1 \right\} - \Pr \left\{ d(\theta_2^* || \theta_2^{(i_0)}) > \bar{d}_2 \right\} \\ &= 1 - \Pr \left\{ d(\theta_1^* || a) > \bar{d}_1 \forall a \in A \right\} - \Pr \left\{ d(\theta_2^* || b) > \bar{d}_2 \forall b \in B \right\} \\ &= 1 - (1 - p_1)^{\sqrt{N}} - (1 - p_2)^{\sqrt{N}} \\ &\geq 1 - 2 \left(1 - \frac{\theta_1^* - \theta_2^*}{2} \right)^{\sqrt{N}} \\ &\geq 1 - 2e^{-\frac{(\theta_1^* - \theta_2^*)\sqrt{N}}{2}}. \end{aligned}$$

□

Despite the nice performance guarantee of PTS for two-arm Bernoulli bandit, coordinate-wise random particle generation has two major limitations. First, for problems in which the parameter space does not have a product topology, it is not clear how particles can be generated coordinate-wise. Second, the method does not scale well for problems with a high dimensional parameter space. For example, for the K -arm Bernoulli bandit problem, even if we only generate two values on each coordinate, we have 2^K particles, which brings concerns on computational cost.

B.4.2 Whole-particle random generation

Method 2 (whole-particle random generation): Let \mathcal{P}_N be a set of N particles generated independently and uniformly at random from $[0, 1]^2$.

Let us discuss the performance of $\text{PTS}(\mathcal{P}_N)$ on a high-level when \mathcal{P}_N is generated by Method 2. Suppose θ^* is given, and so are \bar{d}_1 and \bar{d}_2 in Lemma 15. If N is large enough, w.h.p. we expect

that the line segment of at least one particle is low and flat enough such that its two ends are below \bar{d}_1 and \bar{d}_2 respectively, which makes the particle action-optimal. Let us call it particle 1. Without loss of generality, suppose $a(1) = 1$. See Figure 13 for an illustration.

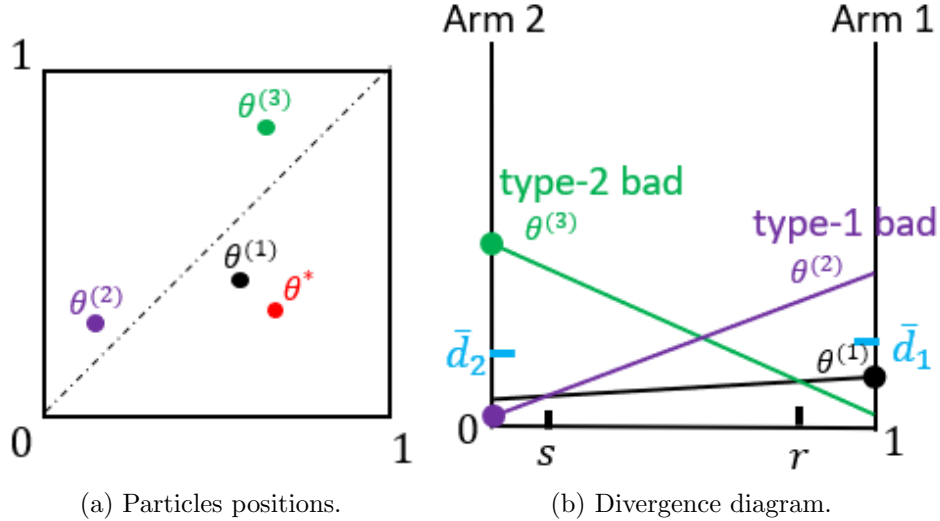


Figure 13: How things could go wrong with whole-particle random generation.

However, unlike coordinate-wise random generation, here the existence of particle 1 does not guarantee that algorithm is consistent. Things could go wrong in two ways.

- There could be a non-action-optimal particle that is close to θ^* on arm 2, but far from θ^* on arm 1. Call this the type-1 bad particle, exemplified by particle 2 in Fig 13. Particles 1 and 2 form an SR pair, producing an interval $(0, s)$ in which the process r_t would drift to the wrong side.
- There could also be a non-action-optimal particle that is close to θ^* on arm 1, but far from θ^* on arm 2. Let us call this the type-2 bad particle, which is exemplified by particle 3 in Fig 13. Particles 1 and 3 form a CR pair. If r_t moves to anywhere in $(s, 1)$, it will drift toward r and stay around 1, not converging to 1.

In other words, for the particle configuration in Fig 13, the process $\{r_t\}$ has contraction set $\mathcal{R} = \{0, r\}$. Since \mathcal{R} doesn't contain 1, PTS cannot be consistent.

No matter how large N is, the probability that there exist at least one type-1 bad particle and one type-2 bad particle like 2 and 3 in Fig 13 is non-zero. However, a bad particle of either type cannot be too flat in the divergence diagram. For example, the right end of the line segment of a type-1 bad particle cannot be below \bar{d}_1 . Therefore, even with the existence of bad particles, a sufficiently good particle creates an interval in $[0, 1]$ (e.g. (s, t) in Fig 13) in which r_t always drifts to the right direction. For large N , we expect to have at least one good particle. And as N increases, the line segment of that good particle becomes lower and flatter, making, making the aforementioned interval expand to $(0, 1)$. We formally state these ideas as follows.

Proposition 17. *Consider a given BernoulliBandit($K = 2, \theta^*$) problem and let \mathcal{P}_N be a random set of N particles generated by Method 2. Let \mathcal{R} be the contraction set for process $\{r_t\}$ defined in Definition 7. Then for sufficiently large N , with probability at least $1 - e^{-N^{1/3}}$, the following statements are true:*

- (a) Any $r \in \mathcal{R}$ satisfies either $r \leq s_0$ or $r \geq r_0$ for some $s_0, r_0 \in [0, 1]$ satisfying $s_0 \leq C_1 N^{-\frac{1}{3}}$ and $r_0 \geq 1 - C_2 N^{-\frac{1}{3}}$, where C_1, C_2 are some θ^* -dependent constants.
- (b) For any $\xi \in (s_0, r_0)$, the corresponding dominant particle is action-optimal.

An illustration of Proposition 17 is shown in Figure 14.

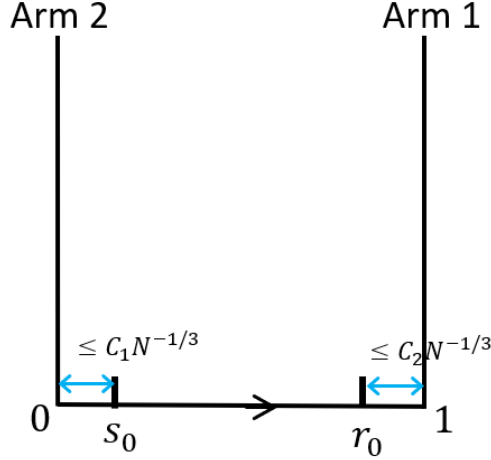


Figure 14: An illustration of Proposition 17.

Before we prove this result, let us discuss its implication. Suppose without loss of generality that arm 1 is the optimal arm, i.e., $\theta_1^* > \theta_2^*$. Let $E_1 \triangleq \left\{ \lim_{t \rightarrow \infty} \overline{reg}_t \geq \left(1 - \frac{C_1}{\sqrt[3]{N}}\right) |\theta_1^* - \theta_2^*| \right\}$, a bad event in which the running average regret is large. Let $E_2 \triangleq \left\{ \lim_{t \rightarrow \infty} \overline{reg}_t \leq \frac{C_2}{\sqrt[3]{N}} |\theta_1^* - \theta_2^*| \right\}$, a good event where the running average is small, i.e., the algorithm is almost consistent. According to Proposition 17 and Conjecture 14, with high probability r_t eventually converges to some $r \in [0, 1]$, with either $r \leq s_0$ or $r \geq r_0$, and the former implies E_1 and the latter implies E_2 . Thus

$$\Pr \{E_1 \cup E_2\} \geq 1 - e^{-\sqrt[3]{N}}. \quad (21)$$

Without event E_1 , (21) means that PTS is probably approximately consistent (PAC). But because we cannot exclude the possibility of E_1 , we cannot say that PTS is PAC. However, as N increases, the interval $(0, s_0]$ shrinks, we expect that the probability that r_t is trapped somewhere in $[0, s_0]$ becomes smaller. That is, we expect that $\Pr\{E_1\} \rightarrow 0$ as $N \rightarrow \infty$, although we do not have a proof. If that is indeed true, then Proposition 17 implies that, with whole-particle random generation, PTS is PAC.

We now prove Proposition 17, starting with the following lemma.

Lemma 18. *Let $\theta^* \in [0, 1]^2$ be given. Let \bar{d}_1 and \bar{d}_2 be the constants in Lemma 15. In the divergence diagram, let L_1 be the line with end points 0 and \bar{d}_1 and let L_2 be the line with end points 1 and \bar{d}_2 . See Fig. 15. Let δ_0 be the height at which L_1 and L_2 intersect. For any $\delta \in [0, \delta_0)$, let $L = \{L(r) = \delta : 0 \leq r \leq 1\}$ be the horizontal line of height δ . Let s_0 be such that $L(s_0) = L_1(s_0)$ and let r_0 be such that $L(r_0) = L_2(r_0)$. Then $s_0 < r_0$. The following are true:*

- (a) *If there exists a particle i that satisfies $D_i(r) \leq L(r) = \delta$ for any $r \in (s_0, r_0)$ (i.e., D_i intersects with the red rectangle in Fig. 15), then particle i must be action-optimal.*

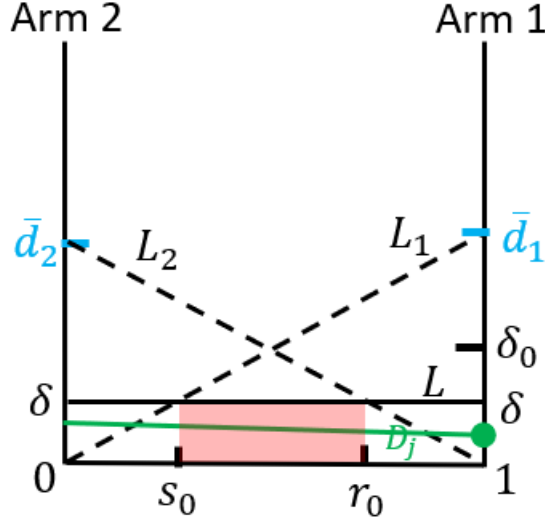


Figure 15: An illustration of Lemma 18.

(b) If there exists a particle j such that D_j is entirely below L , then any $r \in \mathcal{R}$ must satisfy $r \leq s_0$ or $r \geq r_0$.

Proof. The proof is geometric. See Figure 15. It is obvious that $s_0 < r_0$.

We show part (a) by showing that its contraposition is true. Consider a particle i associated with a line D_i in the diagram. Suppose particle i is not action-optimal. Then by Lemma 15, either $D_i(0) \geq \bar{d}_2$ or $D_i(1) \geq \bar{d}_1$. Without loss of generality, assume $D_i(1) \geq \bar{d}_1$. Then D_i must be entirely above L_1 . Therefore D_i cannot intersect the red rectangle in Fig. 15.

Next, we show part (b). Suppose particle j has D_j entirely below L . Obviously particle j is action-optimal. For any $\xi \in (s_0, r_0)$, its dominant particle must be either particle j itself or below particle j at ξ . In the latter case, the dominant particle must be action-optimal according to part (a). Thus, the dominant particle for any $\xi \in (s_0, r_0)$ must be action-optimal. Therefore if r_t is in (s_0, r_0) , it always drift to the optimal arm side. \mathcal{R} does not contain any points in (s_0, r_0) . \square

Lemma 19. Let U be a random variable uniformly distributed in $[0, 1]$. Then for any $\epsilon \in (0, 1)$, for any value $x \in [0, 1]$ fixed and given, $\Pr \{d(x||U) \leq \epsilon\} \geq \frac{\epsilon}{2}$.

Proof. By Theorem 1 in [6], $d(x||u) \leq \frac{x^2}{u} + \frac{(1-x)^2}{1-u} - 1$. Therefore, if u satisfies

$$u \geq \frac{1}{1+\epsilon}x \quad \text{and} \quad 1-u \geq \frac{1}{1+\epsilon}(1-x),$$

then $d(x||u) \leq (1+\epsilon)x + (1+\epsilon)(1-x) - 1 = \epsilon$. It follows that

$$\Pr \{d(x||U) \leq \epsilon\} \geq \Pr \left\{ \frac{1}{1+\epsilon}x \leq U \leq 1 - \frac{1}{1+\epsilon}(1-x) \right\} = 1 - \frac{1-x}{1+\epsilon} - \frac{x}{1+\epsilon} = \frac{\epsilon}{1+\epsilon} \geq \frac{\epsilon}{2}.$$

\square

Proof of Proposition 17. Consider a fixed large N . Let $\delta(N) = 2N^{-\frac{1}{3}}$. Without loss of generality, suppose N is large enough such that $\delta(N) < \delta_0$ as in Lemma 18. Let $L(N), s_0(N), r_0(N)$ be defined

for $\delta(N)$ as L, s_0, r_0 are defined for δ in Lemma 18. If a particle i satisfies that D_i is entirely below the line $L(N)$, we say that particle i is good. Let E be the event that there exists at least one good particle in \mathcal{P}_N . It follows that

$$\begin{aligned} \Pr\{E\} &= 1 - (1 - \Pr\{\text{particle 1 is good}\})^N \\ &= 1 - \left(1 - \Pr\left\{d(\theta_1^* || \theta_1^{(1)}) \leq \delta(N)\right\} \cdot \Pr\left\{d(\theta_2^* || \theta_2^{(1)}) \leq \delta(N)\right\}\right)^N \\ &\stackrel{(i)}{\geq} 1 - \left(1 - N^{-1/3}N^{-1/3}\right)^N \\ &\geq 1 - e^{-N^{-2/3}N} = 1 - e^{-N^{1/3}}, \end{aligned}$$

where (i) is due to $\Pr\left\{d(\theta_i^* || \theta_i^{(1)}) \leq \delta(N)\right\} \geq N^{-1/3}$ by Lemma 19 for $i = 1, 2$.

Suppose event E is true. Let i_0 be one good particle. Then by Lemma 18 part (b), any $r \in \mathcal{R}$ must satisfy $r \leq s_0(N)$ or $r \geq r_0(N)$. Simple geometry shows that $s_0(N) = \frac{\delta(N)}{d_1} = \frac{2}{d_1}N^{-1/3}$ and $r_0(N) = 1 - \frac{\delta(N)}{d_2} = 1 - \frac{2}{d_2}N^{-1/3}$. Let $C_1 = \frac{2}{d_1}$ and $C_2 = \frac{2}{d_2}$, part (a) of Proposition 17 is proved.

Consider any $\xi \in (s_0, r_0)$, let the corresponding dominant particle be j . Then $D_j(\xi) \leq D_{i_0}(\xi)$. By Lemma 18 part (a), particle j must be action-optimal. Part (b) of Proposition 17 is proved. \square

B.5 Summary

In this section we analyzed PTS for the two-arm Bernoulli bandit problem. Our key findings are the following.

- *Fit particles survive, unfit particles decay*, in the sense described in Proposition 8 and Conjecture 14. The fitness of a particle i is measured in terms of its closeness to θ^* by the divergence $D_i(r_t)$, a convex combination of the KL divergences on the two arms. Unfortunately we cannot directly compare the fitness of particles because $D_i(r_t)$ depends on the random process r_t . It is possible that the weights of the surviving particles oscillates forever due to the counter-reinforcing effect. Also, the weights of the decaying particles decay exponentially fast.
- *The set of surviving particles is random*. This is mainly due to the self-reinforcing effect. One way to find out the possible sets of surviving particles is by drawing the divergence diagram described in Section B.3.
- *Most particles decay*. Under Assumption 3, we expect that all except at most two particles decay eventually.
- Roughly speaking, with randomly generated particles, *PTS is consistent or near-consistent with high probability*. See Proposition 16 and Proposition 17.

We believe these findings and some related concepts can be extended to other and more general kinds of stochastic bandit problems. For example, for the K -arm Bernoulli bandit problem with $K \geq 3$, we expect to observe counter-reinforcing sets (not just pairs) of particles in PTS, in which the particles reinforce each other in some way. Proposition 1 provides a generalized method to identify surviving particles, including counter-reinforcing particles, for general stochastic bandit problems and for any finite number of particles.

B.6 Useful Drift Implied Bounds

This section includes for reference two useful drift implied bounds.

B.6.1 One drift implied bound with stochastic dominance

The following result (Proposition 20) is taken out from [9] for convenience of reference. Let X_0, X_1, \dots be a sequence of random variables. The drift at time t is defined as $\mathbb{E}[X_{t+1} - X_t | \mathcal{F}_t]$, where $\mathcal{F}_t = \sigma(X_0, \dots, X_t)$. Consider the following two conditions:

Condition C1:

$$\mathbb{E}[(X_{t+1} - X_t)\mathbb{1}_{\{X_t \geq a\}} | \mathcal{F}_t] \leq -\epsilon_0 \quad t \geq 0 \quad (22)$$

for some constants $-\infty \leq a < \infty$ and $\epsilon_0 > 0$. That is, the drift at time t is strictly negative whenever $X_t \geq a$.

Condition C2: There exists a random variable Z with $\mathbb{E}[e^{\lambda Z}] = D$ for some constants $\lambda > 0$ and $D > 0$ such that $(|X_{t+1} - X_t| | \mathcal{F}_t) \prec Z$. That is, given \mathcal{F}_t , $|X_{t+1} - X_t|$ is stochastically dominated by a random variable with exponential tail.

Let c, η, ρ be constants such that

$$\begin{aligned} c &\geq \frac{\mathbb{E}[e^{\lambda Z}] - (1 + \lambda \mathbb{E}[Z])}{\lambda^2}, \\ 0 &< \eta \leq \lambda, \\ \eta &< \epsilon_0 / c, \\ \rho &= 1 - \epsilon_0 \eta + c \eta^2. \end{aligned}$$

Then $\rho < 1$.

Proposition 20 (Theorem 2.3 in [9]). *Conditions C1 and C2 imply that*

$$P\{X_t \geq b | X_0\} \leq \rho^t e^{\eta(Y_0 - b)} + \frac{1 - \rho^t}{1 - \rho} D e^{-\eta(b-a)}.$$

In particular, if $X_0 \leq a$, then

$$P\{X_t \geq b | X_0\} \leq \frac{D}{1 - \rho} e^{-\eta(b-a)}.$$

B.6.2 Another drift implied bound with bounded steps

Two lemmas are stated first.

Lemma 21 (Hoeffding's Lemma). *Suppose Y is a random variable such that $\Pr\{Y \in [a, b]\} = 1$, then $\mathbb{E}[e^{\theta(Y - \mathbb{E}[Y])}] \leq \frac{\theta^2(b-a)^2}{8}$.*

Lemma 22. *Suppose $(M_k : k \geq 0)$ is a non-negative supermartingale. Then for any $n \geq 0$ and $\gamma > 0$, $\Pr\{\max_{0 \leq k \leq n} M_k > \gamma\} \leq \frac{\mathbb{E}[M_0]}{\gamma}$.*

A proof of Lemma 22 can be found in Section 3.4 (Page 69) of [10].

Proposition 23. *Consider a random sequence $(U_n : n \geq 1)$ and define $\mathcal{F} = \emptyset$ and $\mathcal{F}_k = \sigma(U_1, \dots, U_k)$. Suppose $\mathbb{E}[U_{k+1} | \mathcal{F}_k] \leq -\mu < 0$ for $k \geq 0$ and $\Pr\{|U_k| \leq C\} = 1$ for $k \geq 1$ for some constants $\mu, C > 0$. Let $X_n \triangleq U_1 + \dots + U_n$ for $n \geq 1$ and $X_0 = 0$. Let $G_n \triangleq \max_{0 \leq k \leq n} X_k$ and $G \triangleq \max_{k \geq 0} X_k$. Then for any $b > 0$, $\Pr\{G > b\} \leq e^{-\frac{2\mu b}{C^2}}$.*

Proof. By Hoeffding's lemma (Lemma 21),

$$\mathbb{E} \left[e^{\theta(U_k - \mathbb{E}[U_k | \mathcal{F}_{k-1}])} | \mathcal{F}_{k-1} \right] \leq e^{\frac{\theta^2(2C)^2}{8}} = e^{\frac{\theta^2 C^2}{2}}.$$

Therefore, for all $k \geq 1$,

$$\mathbb{E} \left[e^{\theta U_k} | \mathcal{F}_{k-1} \right] \leq e^{\theta \mathbb{E}[U_k | \mathcal{F}_{k-1}]} e^{\frac{\theta^2 C^2}{2}} \leq e^{-\theta \mu + \frac{\theta^2 C^2}{2}}.$$

$-\theta \mu + \theta^2 C^2/2$ is quadratic in θ and is less than or equal to zero for all $\theta \in [0, 2\mu/C^2]$. Let $\theta^* = 2\mu/C^2$. Then $\mathbb{E} [e^{\theta^* U_k} | \mathcal{F}_{k-1}] \leq 1$ for all $k \geq 1$. Next, define $M_0 = 1$ and $M_k = e^{\theta^* X_k}$ for $k \geq 1$. $(M_k : k \geq 0)$ is a supermartingale because

$$\mathbb{E}[M_{k+1} | \mathcal{F}_k] = \mathbb{E} \left[e^{\theta^* (U_1 + \dots + U_{k+1})} | \mathcal{F}_k \right] = e^{\theta^* (U_1 + \dots + U_k)} \mathbb{E} \left[e^{\theta^* U_{k+1}} | \mathcal{F}_k \right] = M_k \mathbb{E} \left[e^{\theta^* U_k} | \mathcal{F}_{k-1} \right] \leq M_k.$$

It follows that, for any $n \geq 0$ and $b > 0$,

$$\begin{aligned} \Pr \{G_n > b\} &= \Pr \left\{ \max_{0 \leq k \leq n} X_k > b \right\} = \Pr \left\{ \max_{0 \leq k \leq n} e^{\theta^* X_k} > e^{\theta^* b} \right\} = \Pr \left\{ \max_{0 \leq k \leq n} M_k > e^{\theta^* b} \right\} \\ &\stackrel{(i)}{\leq} \frac{\mathbb{E}[M_0]}{e^{\theta^* b}} = e^{-\theta^* b}. \end{aligned}$$

Step (i) is due to Lemma 22. Finally, since G_n is non-decreasing in n and $G_n \rightarrow G$ for each sample path, $\mathbb{1}_{\{G_n > b\}}$ is non-negative and is non-decreasing in n and $\mathbb{1}_{\{G_n > b\}} \rightarrow \mathbb{1}_{\{G > b\}}$ for each sample path. So by the monotone convergence theorem

$$\Pr \{G > b\} = \mathbb{E} [\mathbb{1}_{\{G > b\}}] = \lim_{n \rightarrow \infty} \mathbb{E} [\mathbb{1}_{\{G_n > b\}}] = \lim_{n \rightarrow \infty} \Pr \{G_n > b\} \leq e^{-\theta^* b} = e^{-\frac{2\mu b}{C^2}}.$$

□

Corollary 24. Consider a random sequence $(U_n : n \geq 1)$ and define $\mathcal{F} = \emptyset$ and $\mathcal{F}_k = \sigma(U_1, \dots, U_k)$. Suppose $\mathbb{E}[U_{k+1} | \mathcal{F}_k] \geq \mu > 0$ for $k \geq 0$ and $\Pr \{|U_k| \leq C\} = 1$ for $k \geq 1$ for some constants $\mu, C > 0$. Let $X_n \triangleq U_1 + \dots + U_n$ for $n \geq 1$ and $X_0 = 0$. Let $G_n \triangleq \min_{0 \leq k \leq n} X_k$ and $G \triangleq \min_{k \geq 0} X_k$. Then for any $b > 0$, $\Pr \{G < -b\} \leq e^{-\frac{2\mu b}{C^2}}$.

Proof. Apply Proposition 23 to the sequence $\{-X_n\}$. □

C Regenerative particle Thompson sampling: choice of hyper-parameters and more simulations

The recommended numerical values of the three hyper-parameters for RPTS (Algorithm 3) are $f_{del} = 0.8$, $w_{inact} = 0.001$, and $w_{new} = 0.01$. The behavior of the algorithm is relatively insensitive to these values, but further tuning may be beneficial in a given application. In this section we comment on how these values influence the performance of the algorithm.

- Analysis for Bernoulli bandits (Section B) and empirical evidence for other bandit models indicate that with high probability all but a few particles eventually decay in PTS. Hence it may be attempting to make f_{del} very large. However, since the set of decaying particles is random, it may happen that some fit particles end up decaying. Also, a not-so-bad particle may have an oscillating weight due to counter-reinforcing effects and thus may have low weight at times. Making f_{del} not too large gives those unfortunate fit and not-so-bad particles a chance to survive. We have tried $f_{del} = 0.8$ and $f_{del} = 0.5$ and both work fine.

- The value of w_{inact} should be small, but if it is too small, it may take a long time for the CONDITION in Step 9 to become true, especially when the particles become concentrated in a small subset of the parameter space.
- The value of w_{new} should be small, but strictly larger than w_{inact} . There are three aspects of consideration here. First, it is desirable that the weight re-balancing in Step 13 due to normalization has minimal effect on the weights of the surviving particles. We discovered through experiments that it is good for heavy weight particles to remain heavily weighted. Therefore w_{new} should be small. Second, w_{new} should be larger than w_{inact} , because otherwise, the newly generated particles in a step will be immediately deleted in the next step. Third, the purpose of setting the value of w_{new} is to give some initial weights to the new particles so that they can participate in the weight updating in the subsequent steps. If a new particle is fit, its weight will boost up exponentially fast; if a new particle is unfit, it will decay exponentially fast. Therefore, the initial weights assigned to these new particles should not significantly affect their chance of survival and their long-term weight dynamics. Thus, as long as w_{new} is fairly small and larger than w_{inact} , the choice of its actual value may not make much difference qualitatively.

More simulations are shown in Figure 16.

For the linear bandit problem, TS can also be exactly implemented by a Kalman filter. The initial set of particles of PTS and RPTS for linear bandits are generated uniformly at random from the unit ball in \mathbb{R}^K . That is based on the assumption that we already know that θ^* is in the unit ball before running the algorithm. In practice, such knowledge may not be available and a common practice is to use a distribution that spreads out wide enough so that it should cover θ^* . For the purpose of demonstrating the performance of PTS and RPTS here, our practice should be acceptable.

D Approximation of expected reward for the network slicing model

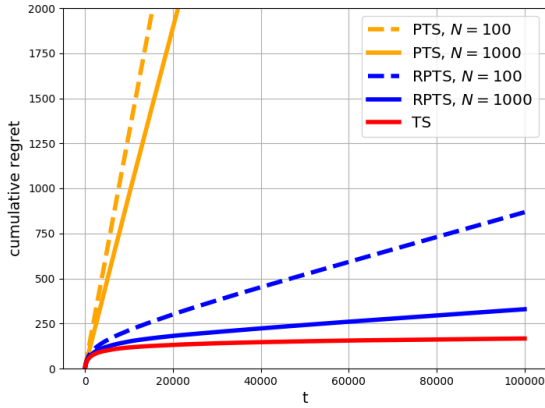
In Section 6, in step 4 of Algorithm 4, the expected reward $\mathbb{E}_{\theta_t}[R(Y)|A_t = a, c_t]$ becomes $\mathbb{E}_{\theta_t}[g_{c_t,2}(Y_t)|a]$ for the network slicing model, where $Y_t = Y_{t,1} + Y_{t,2} + Y_{t,3}$. Since $Y_{t,1}, Y_{t,2}, Y_{t,3}$ are coupled through the non-linear function g_d , it is not clear if the expectation can be exactly calculated by a closed-form expression. We propose the following approximation. Given a random variable $Y = Y_1 + Y_2 + Y_3$, where Y_i is an exponentially distributed random variable with mean μ_i and Y_i 's are independent. Suppose we approximate Y by a Gaussian random variable \tilde{Y} with mean $\mu = \mu_1 + \mu_2 + \mu_3$ and variance $\sigma^2 = \mu_1^2 + \mu_2^2 + \mu_3^2$. Then

$$\begin{aligned}
\mathbb{E}[g_d(Y)] &\approx \mathbb{E}[g_d(\tilde{Y})] \\
&= \int_0^d \frac{y}{d} \frac{1}{\sqrt{2\pi\sigma^2}} e^{-\frac{(y-\mu)^2}{2\sigma^2}} dy \\
&= \int_{-\mu}^{d-\mu} \frac{1}{d} (z + \mu) \frac{1}{\sqrt{2\pi\sigma^2}} e^{-\frac{z^2}{2\sigma^2}} dz \quad (\text{with } z = y - \mu) \\
&= \frac{1}{d\sqrt{2\pi\sigma^2}} \int_{-\mu}^{d-\mu} z e^{-\frac{z^2}{2\sigma^2}} dz + \frac{\mu}{d} \int_{-\mu}^{d-\mu} \frac{1}{\sqrt{2\pi\sigma^2}} e^{-\frac{z^2}{2\sigma^2}} dz \\
&= \frac{\sigma}{d\sqrt{2\pi}} \left(e^{-\frac{\mu^2}{2\sigma^2}} - e^{-\frac{(d-\mu)^2}{2\sigma^2}} \right) + \frac{\mu}{d} \left(\Phi\left(\frac{d-\mu}{\sigma}\right) - \Phi\left(-\frac{\mu}{\sigma}\right) \right),
\end{aligned}$$

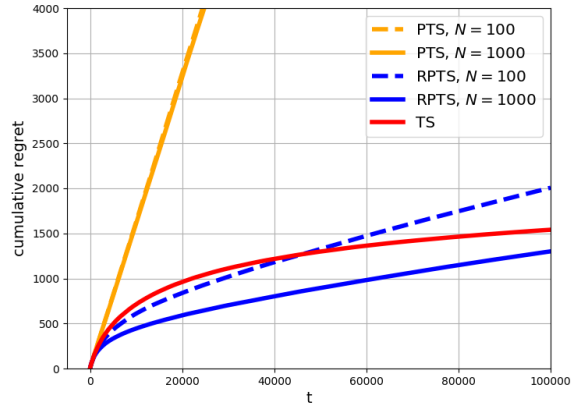
where $\Phi(x) \triangleq \mathbb{P}(N \leq x)$ for a standard Gaussian random variable N . Then

$$\mathbb{E}_{\theta_t} [g_{c_{t,1}}(Y_t)|a] \approx \frac{\sigma_t}{c_{t,2}\sqrt{2\pi}} \left(e^{-\frac{\mu_t^2}{2\sigma_t^2}} - e^{-\frac{(c_{t,2}-\mu_t)^2}{2\sigma_t^2}} \right) + \frac{\mu_t}{c_{t,2}} \left(\Phi\left(\frac{c_{t,2}-\mu_t}{\sigma_t}\right) - \Phi\left(-\frac{\mu_t}{\sigma_t}\right) \right), \quad (23)$$

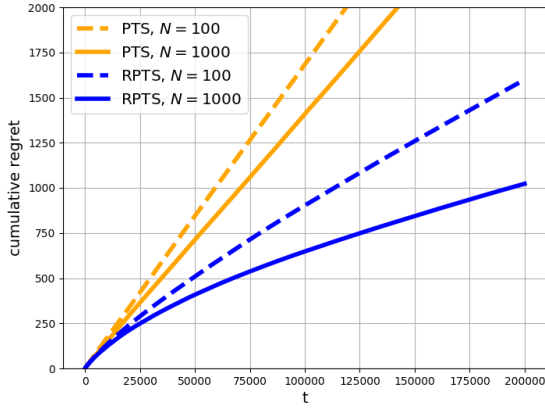
where $\mu_t = \mu_{t,1} + \mu_{t,2} + \mu_{t,3}$ and $\sigma_t^2 = \mu_{t,1}^2 + \mu_{t,2}^2 + \mu_{t,3}^2$ and $\mu_{t,i} = c_{t,1}\theta_{t,i,a_i,1} + \theta_{t,i,a_i,2}$ for $i = 1, 2, 3$. Step 4 of Algorithm 4 can then be approximately solved by looping over all possible $a \in [B_1] \times [B_2] \times [B_3]$ and find the one that maximizes (23).



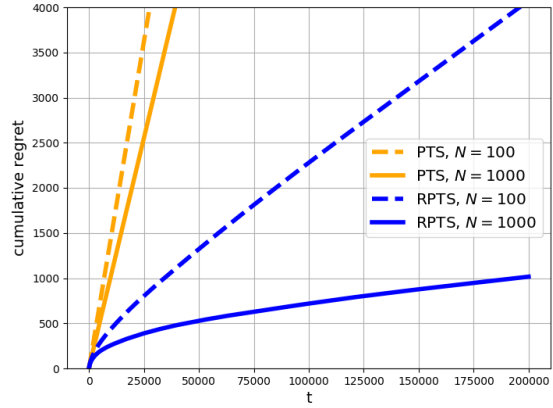
(a) Bernoulli bandit, $K = 10$
 $\theta^* = [0.05, 0.10, \dots, 0.50]$.



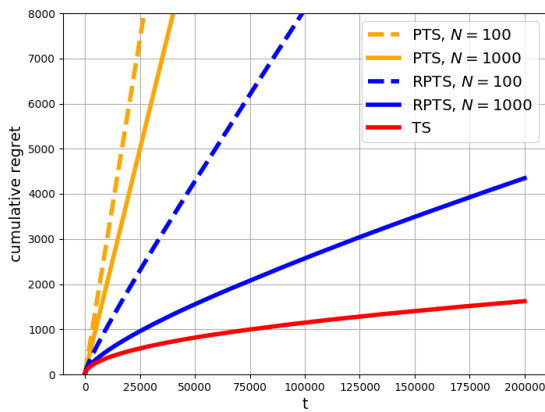
(b) Bernoulli bandit, $K = 100$
 θ^* consists of $N = 100$ points uniformly spaced over $[0.3, 0.8]$.



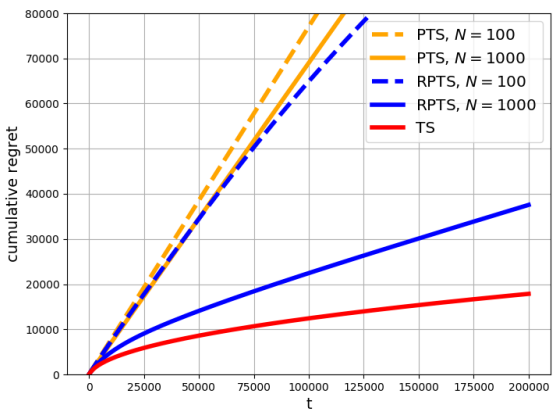
(c) Max-Bernoulli bandit, $K = 10, M = 3$
 $\theta^* = [0.51, 0.52, \dots, 0.60]$.



(d) Max-Bernoulli bandit, $K = 10, M = 3$
 $\theta^* = [0.05, 0.10, \dots, 0.50]$.



(e) Linear bandit, $K = 10, \sigma_W^2 = 0.1$,
 $\theta^* = [0.2, \dots, 0.2]$.



(f) Linear bandit, $K = 100, \sigma_W^2 = 0.1$,
 $\theta^* = [0.08, \dots, 0.08]$.

Figure 16: More simulations.