

TRANSITION MATRICES BINDING CARTER DIAGRAMS

RAFAEL STEKOLSHCHIK

In memory of Semyon E. Konstein

ABSTRACT. In 1972, R.Carter introduced the so-called admissible diagrams representing semi-Coxeter elements, which, together with Coxeter elements, give a complete list of conjugacy classes in the Weyl group. Carter diagrams (introduced in [St17]) differ from the admissible ones in that they take into account the sign of the Tits bilinear form on the pair of roots; for this, the language of *solid and dotted* edges is used. These diagrams are characterized by the presence of subdiagrams, which are 4-cycles. It is shown, that the Carter diagrams of the same *ADE* type and the same size form a chain of diagrams in which each successive diagram is obtained from the previous one in some canonical way, affecting exactly one root, so that this root is mapped to the minimal element in some root subsystem. The corresponding transition matrices are involutions. It is observed a numerical relation between enhanced Dynkin diagrams (introduced by Dynkin-Minchenko in [DM10]) and Carter diagrams.

CONTENTS

1. Introduction	2
1.1. All involved diagrams	2
1.2. Dynkin-Minchenko diagrams: Procedure of completion	2
1.3. Values 2,4,8 and diagrams E_6, E_7, E_8	3
1.4. McKee-Smyth diagrams: Eigenvalues in $(-2, 2)$	3
1.5. Homogeneous classes of Carter diagrams	4
1.6. Theorems on transition matrix	4
2. Diagrams containing cycles	5
2.1. Admissible diagrams: Conjugacy classes of W	5
2.2. Carter diagrams: Language of “solid and dotted” edges	5
2.3. Carter diagrams: Eliminating the cycle.	6
2.4. Connection diagrams	6
2.5. Bicolored partition	7
3. The Cartan matrix	9
3.1. The generalized Cartan matrix	9
3.2. The partial Cartan matrix	9
4. Transition	10
4.1. First transition theorem	10
4.2. The chain of homogeneous pairs	10
4.2.1. Example: from $E_8(a_8)$ to E_8	11
4.2.2. The product of transition matrices	11
4.3. Action of W on Carter diagram $\tilde{\Gamma}$	11
4.4. Second transition theorem	12
4.5. Proof of Theorem 4.1	17
4.6. Relation of partial Cartan matrices	26
4.6.1. Example: $\{D_4(a_1), D_4\}$	26
4.6.2. Example: $\{E_6(a_1), E_6\}$	26

Appendix A. Transition matrices M_I , cases (1) - (16)	27
Appendix B. Dynkin-Mincheno completion procedure	31
Appendix C. Discussion	32
C.1. Conjectures regarding the Dynkin-Minchenko completion procedure	32
C.2. Adjacency, complexity and eigenvalues	33
C.3. C. M. Ringel: Invariants with value 2, 4, 8	33
C.4. B. Rosenfeld: Isometry groups of the projective planes	34
References	34

1. INTRODUCTION

The Carter diagrams originated as a tool for studying conjugacy classes in Weyl groups. With that, these diagrams characterize root subsets of linearly independent roots that contain 4-cycles. The Carter diagrams of the same ADE type and the same size constitute a homogeneous class of Carter diagrams, see section 1.5. In this paper, we show that each homogeneous class of Carter diagrams essentially depict the same subset of the root system given in different bases. There are several chains of diagrams containing homogeneous classes of Carter diagrams. The transition between successive bases in any chain can be done in some canonical way affecting exactly one root, which is mapped to the minimal element in some root subsystem. The transition matrix binding two successive diagrams is involution and has only one column, which is different from the vector of the form $(0, \dots, 0, 1, 0, \dots, 0)$ with 1 on the diagonal.

1.1. All involved diagrams. The Dynkin diagram is a certain convenient way to depict simple roots of the corresponding complex semisimple Lie algebra. On the other hand, this is a very restricted method to describe the root system. Root system is a much richer object. The root system associated with Dynkin diagram can have quite a few interesting subsets that cannot be described only by Dynkin diagrams and their subdiagrams. Two options for enlargement of Dynkin diagrams are considered: the first is the diagrams introduced by R.Carter (with a certain change) and the second one is the enhanced Dynkin diagrams introduced by Dynkin-Minchenko in [DM10].

In [Ca72], R.Carter suggested the uniform approach to the description of conjugacy classes in the Weyl groups. Basically, the conjugacy classes in $W(\Phi)$ are represented by Coxeter elements of subsystems of the root system Φ ; however, not all conjugacy classes arise in this way. The missing conjugacy classes arise from so-called *admissible diagrams*, associated with linearly independent subsets of roots (not necessarily simple). In these diagrams, the connection between two nodes is carried out exactly as in Dynkin diagrams: two nodes are connected if and only if the corresponding nodes are not orthogonal in the sense of the Tits bilinear form.

Carter diagrams [St17] differ from admissible diagrams in that they take into account the sign of the bilinear form on pair of roots; for this, the language of *solid and dotted* edges is used, see section 2.2. The Carter diagrams with cycles are of interest for us. In the theorem on exclusion of long cycles [St17], it was shown that any Carter diagram with cycles of arbitrary even length can be reduced to diagrams with cycles of length 4 only. In the proof of this theorem, for each specific case, it is checked that the semi-Coxeter element associated with Carter diagram with long cycles is conjugate to the semi-Coxeter element associated with another Carter diagram with cycles of length 4. The Carter diagrams with conjugate semi-Coxeter elements are said to be *equivalent*. Up to equivalence, the simply-laced Carter diagrams (with cycles¹) representing non-Coxeter conjugacy classes are given in Fig. 3.4.

1.2. Dynkin-Minchenko diagrams: Procedure of completion. The Dynkin diagrams are not large enough to contain the diagrams of all subsystems of the root system Φ . In [DM10], Dynkin and Minchenko introduced *enhanced Dynkin diagrams* arising for description of regular subalgebras

¹There exist also Carter diagrams without cycles: Dynkin diagrams or equivalent (by similarity), see section 2.4.

of the complex semisimple Lie algebras. Let Γ be a Dynkin diagram of the complex semisimple Lie algebra \mathfrak{g} . Subdiagrams of Γ are Dynkin diagrams of regular subalgebras of \mathfrak{g} .

However, not all regular subalgebras can be obtained in this way. Besides, non-conjugate regular subalgebras can have identical Dynkin diagrams. Both problems are efficiently solved by using enhanced Dynkin diagrams. In [DM10], Dynkin-Minchenko introduce a canonical enlargement of the basis called the *enhanced basis* and enhanced Dynkin diagrams representing an *enhanced basis*. They constructed an enhancement of Γ by a recursive procedure which they call the *completion*: At each step of the procedure, find a D_4 -subset in the already introduced nodes, add the maximal¹ root of this subset, and connect it by edges to the corresponding part of the already introduced nodes. For the enhanced Dynkin diagrams $\Delta(E_6)$ and $\Delta(E_7)$, see Table B.10.

In [VM21], Vavilov and Migrin combined both types of considered diagrams: *Carter diagrams* and *enhanced Dynkin diagrams*, they applied the language of solid and dotted edges to enhanced Dynkin diagrams, the obtained diagrams are called *signed enhanced Dynkin diagrams*. They showed that any Carter diagram of the homogeneous class containing Dynkin diagrams $\Gamma = E_6, E_7, E_8$ can be embedded into the signed enhanced Dynkin diagram $\Delta(\Gamma)$ associated with Γ such that the “solid and dotted” correspondence is preserved.

1.3. Values 2,4,8 and diagrams E_6, E_7, E_8 . To the Vavilov-Margin observation mentioned above, I would like to add the following easily verifiable fact:

Observation 1.1. *The number of extra nodes obtained by the Dynkin-Minchenko completion procedure for a simply-laced Dynkin diagram coincides with the number of Carter diagrams (with cycles) of the same type, see Fig. 3.4.*

D_{2m}	D_{2m+1}	E_6	E_7	E_8
$m - 1$	$m - 1$	2	4	8

TABLE 1.1. Cardinality of extra nodes = number of Carter diagrams with cycles

For a further discussion of the relationship between enhanced Dynkin diagrams and Carter diagrams, see section C.1.

In [Rin16], in the context of Auslander-Reiten quivers, Ringel observed a completely different relation between values 2,4,8 and diagrams E_6, E_7, E_8 , see section C.3.

In [Ba01], Baez (in relation to Rosenfeld’s idea in [Ro97]) points to another connection between values 2,4,8 and diagrams E_6, E_7, E_8 , see section C.4.

1.4. McKee-Smyth diagrams: Eigenvalues in $(-2, 2)$. Much to my surprise, I found a complete list of 8-vertex Carter diagrams with circles in the paper of McKee and Smyth [MS07, Figs. 12-14]. The $\{0, 1\}$ -matrices with zeros on the diagonal can be regarded as adjacency matrices of graphs. Assume that the off-diagonal elements of such a matrix to be chosen from the set $\{-1, 0, 1\}$. Then, we get so-called a *signed graph*, a non-zero (α, β) th entry denotes a sign of -1 or 1 on the edge connecting vertices α and β . The signed graphs exactly correspond to our diagrams with solid and dotted edges. The matrix with zeros on the diagonal is called an *uncharged matrix*. By [MS07, Theorem 4], the signed graphs maximal with respect to having all their eigenvalues in $(-2, 2)$ are exactly Carter diagrams $E_8(a_i), 1 \leq i \leq 8$ and $D_l(a_i), i < l/2 - 1$, see Fig. 3.4. If the diagonal matrix $2I$ is added to such an uncharged matrix, then exactly *partial Cartan matrix* will be obtained, see section 3.2. Then, the eigenvalues of the partial Cartan matrices should lie in the interval $(0, 4)$. Using eigenvalues one can get an invariant description of Carter diagrams, see [St08, section 4.4]. For some details on the relationship between Carter diagrams and eigenvalues of partial Cartan matrices, see section C.2.

Similar results to [MS07] were also obtained by Mulas and Stanic in [MuS22].

¹Adding a minimal root (instead of maximal) results in an isomorphic enhanced Dynkin diagram.

1.5. Homogeneous classes of Carter diagrams. The Dynkin diagram A_l , where $l \geq 1$ (resp. D_l , where $l \geq 4$; resp. E_l , where $l = 6, 7, 8$) is said to be the *Dynkin diagram of A-type* (resp. *D-type*, resp. *E-type*). The Carter diagram A_l , where $l \geq 1$ (resp. D_l , $D_l(a_k)$, where $l \geq 4$, $1 \leq k \leq \lfloor \frac{l-2}{2} \rfloor$; resp. E_l , $E_l(a_k)$, where $l = 6, 7, 8$, $k = 1, 2, 3, 4$) is said to be the *Carter diagram of A-type* (resp. *D-type*, resp. *E-type*).

Carter diagrams of the same type and the same index constitute a homogeneous class of Carter diagrams, which has one of the following types: $\{E, i\}$ -type (with $i = 6, 7, 8$) or by $\{D, l\}$ -type (one for each $l > 4$), see (1.1) and Fig. 3.4.

$$\begin{aligned}
\{E, 6\}\text{-type: } & \{E_6, E_6(a_1), E_6(a_2)\}, \\
\{E, 7\}\text{-type: } & \{E_7, E_7(a_1), E_7(a_2), E_7(a_3), E_7(a_4)\}, \\
\{E, 8\}\text{-type: } & \{E_8, E_8(a_1), E_8(a_2), E_8(a_3), E_7(a_4), E_8(a_5), E_8(a_6), E_8(a_7), E_7(a_8)\}, \\
\{D, l\}\text{-type: } & \{D_l, D_l(a_1), D_l(a_2), \dots, D_l(a_{\lfloor \frac{l-2}{2} \rfloor})\}, \text{ where } l \geq 4.
\end{aligned} \tag{1.1}$$

A pair of Carter diagrams from the same homogeneous class is called a *homogeneous pair*. Let \tilde{S} (resp. S) be a $\tilde{\Gamma}$ -set (resp. Γ -set). In Tables 4.2 – 4.5, the *transition matrix* $M_I : \tilde{S} \mapsto S$ is constructed for the following homogeneous pairs $\{\tilde{\Gamma}, \Gamma\}$:

$$\begin{array}{ll}
(1) & \{D_4(a_1), D_4\} \\
(2) & \{D_l(a_k), D_l\} \\
(3) & \{E_6(a_1), E_6\} \\
(4) & \{E_6(a_2), E_6(a_1)\} \\
(5) & \{E_7(a_1), E_7\} \\
(6) & \{E_7(a_2), E_7\} \\
(7) & \{E_7(a_3), E_7(a_1)\} \\
(8) & \{E_7(a_4), E_7(a_3)\} \\
(9) & \{E_8(a_1), E_8\} \\
(10) & \{E_8(a_2), E_8\} \\
(11) & \{E_8(a_3), E_8(a_2)\} \\
(12) & \{E_8(a_4), E_8(a_1)\} \\
(13) & \{E_8(a_5), E_8(a_4)\} \\
(14) & \{E_8(a_6), E_8(a_4)\} \\
(15) & \{E_8(a_7), E_8(a_5)\} \\
(16) & \{E_8(a_8), E_8(a_7)\}
\end{array} \tag{1.2}$$

Diagrams obtained as images of the mapping M_I are considered up to equivalence of Carter diagrams, see [St17, section 1.3]. The entire list (1.2) is called an *adjacency list*. The adjacency list is not a complete list, but a minimal list that binds all Carter diagrams belonging to the same homogeneous class using the transition matrices constructed in Theorem 4.1.

1.6. Theorems on transition matrix. The main result of this paper can be formulated as follows: Let $\{\tilde{\Gamma}, \Gamma\}$ be a pair out of the adjacency list (1.2), and let \tilde{S} (resp. S) be a $\tilde{\Gamma}$ -set (resp. Γ -set). We construct the matrix M_I having the following properties (Theorem 4.1, Theorem 4.3):

- (a) The matrix M_I is the transition matrix transforming the roots of \tilde{S} to the roots of S .
- (b) The matrix M_I transforms the only element $\tilde{\alpha} \in \tilde{S}$ into the minimal element of some Dynkin subset $S(\tilde{\alpha}) \subset \tilde{S}$, the remaining elements of \tilde{S} are left fixed.
- (c) The matrix M_I acts as involution on \tilde{S} :

$$M_I \tilde{\alpha} = \alpha = -\tilde{\alpha} + \sum_{\tau_i \in \tilde{S}} \tau_i, \quad M_I \tau_i = \tau_i \text{ for } \tau_i \neq \tilde{\alpha}, \tag{1.3}$$

and M_I acts also as involution on S :

$$M_I \alpha = \tilde{\alpha} = -\alpha + \sum_{\tau_i \in S} \tau_i, \quad M_I \tau_i = \tau_i \text{ for } \tau_i \neq \alpha, \tag{1.4}$$

- (d) In most cases of Tables 4.2-4.5, the mapping M_I given in (1.3) eliminates one circle (or one endpoint), the mapping M_I given in (1.4) builds one circle (or one endpoint). In case (16) of Table 4.5, M_I eliminates 3 cycles.

Only *ADE* root systems are considered.

2. DIAGRAMS CONTAINING CYCLES

2.1. Admissible diagrams: Conjugacy classes of W . Let Φ be the root system corresponding to the Weyl group W . Each element $w \in W$ can be expressed in the form

$$w = s_{\alpha_1} s_{\alpha_2} \dots s_{\alpha_k}, \text{ where } \alpha_i \in \Phi \text{ for all } i. \quad (2.1)$$

Carter proved that k in the decomposition (2.1) is the smallest if and only if the subset of roots $\{\alpha_1, \alpha_2, \dots, \alpha_k\}$ is linearly independent; such a decomposition is said to be *reduced*. The admissible diagram corresponding to the given element w is not unique, since the reduced decomposition of the element w is not unique.

Denote by $l_C(w)$ the smallest value k corresponding to any reduced decomposition (2.1). The corresponding set of roots $\{\alpha_1, \alpha_2, \dots, \alpha_k\}$ consists of linearly independent and not necessarily simple roots, see [Ca72, Lemma 3]. If $l(w)$ is the smallest value k in any expression like (2.1) such that all roots α_i are *simple*, then $l_C(w) \leq l(w)$.

Lemma 2.1. [Ca72, Lemma 3] *Let $\alpha_1, \alpha_2, \dots, \alpha_k \in \Phi$. Then, $s_{\alpha_1} s_{\alpha_2} \dots s_{\alpha_k}$ is reduced if and only if $\alpha_1, \alpha_2, \dots, \alpha_k$ are linearly independent.* \square

The Cartan matrix (resp. quadratic form) associated with Φ is denoted by \mathbf{B} (resp. \mathcal{B}). The inner product induced by \mathcal{B} is denoted by (\cdot, \cdot) .

Let us take the subset of linearly independent, but not necessarily simple roots $S \subset \Phi$. To the subset S we associate some diagram Γ that provides one-to-one correspondence between roots of S and nodes of Γ . The diagram Γ is said to be *admissible* if the following two conditions hold:

- (a) The nodes of Γ correspond to a set of linearly independent roots in Φ .
 - (b) If a subdiagram of Γ is a cycle, then it contains an even number of nodes.
- (2.2)

Note that the admissible diagram may contain cycles, since the roots of S are non necessarily simple, [St14, section 1.2.1].

Let us fix some basis of roots corresponding to the given admissible diagram Γ :

$$S = \{\alpha_1, \dots, \alpha_k, \beta_1, \dots, \beta_h\}$$

The admissible diagram is bicolored, i.e., the set of nodes can be partitioned into two disjoint subsets $S_\alpha = \{\alpha_1, \dots, \alpha_k\}$ and $S_\beta = \{\beta_1, \dots, \beta_h\}$, where roots of S_α (resp. S_β) are mutually orthogonal. The element

$$c = w_\alpha w_\beta, \quad \text{where } w_\alpha = \prod_{i=1}^k s_{\alpha_i}, \quad w_\beta = \prod_{j=1}^h s_{\beta_j}$$

is said to be *semi-Coxeter element*; it represents the conjugacy class associated with the admissible diagram Γ and root subset S (not necessarily root system).

2.2. Carter diagrams: Language of “solid and dotted” edges. In [St17], it was observed that the cycles in the admissible diagrams with necessity contains at least one pair of roots $\{\alpha_1, \beta_1\}$ with $(\alpha_1, \beta_1) > 0$ and at least one pair of roots $\{\alpha_2, \beta_2\}$ with $(\alpha_2, \beta_2) < 0$, where (\cdot, \cdot) is the Tits bilinear form associated with the root system Φ . This observation motivated me to distinguish such pairs of roots: Let us draw the *dotted* (resp. *solid*) edge $\{\alpha, \beta\}$ if $(\alpha, \beta) > 0$ (resp. $(\alpha, \beta) < 0$). The admissible diagram with dotted and solid edges is said to be the *Carter diagram*. Up to dotted edges, the classification of Carter diagrams coincides with the classification of admissible diagrams.

In the theorem on exclusion of long cycles [St17], it was shown that any Carter diagram with cycles of arbitrary even length can be reduced to diagrams with cycles of length 4 only. This explains why the admissible diagrams $D_l(b_{\frac{1}{2}l-1})$, $E_7(b_2)$, $E_8(b_3)$, $E_8(b_5)$ listed in [Ca72, Table 2] do not appear in the lists of conjugacy classes. The Carter diagrams with conjugate semi-Coxeter

elements are said to be *equivalent*. The Carter diagrams (with cycles) representing non-Coxeter conjugacy classes are given in Fig. 3.4 (see also [St17, Table 1]).

2.3. Carter diagrams: Eliminating the cycle. The semi-Coxeter elements generated by reflections $\{s_{\alpha_1}, s_{\alpha_2}, s_{\beta_1}, s_{\beta_2}\}$ constitute exactly two conjugacy classes with representatives w_t and w_o , see Fig. 2.1. Semi-Coxeter elements w_t and w_o are distinguished by orders of reflections in the decomposition of w_t , and w_o . Here, t is the bicolored order $\{\alpha_1, \alpha_2, \beta_1, \beta_2\}$, and o is the cyclic order $\{\alpha_1, \beta_1, \alpha_2, \beta_2\}$, see [St17, section 1.2].

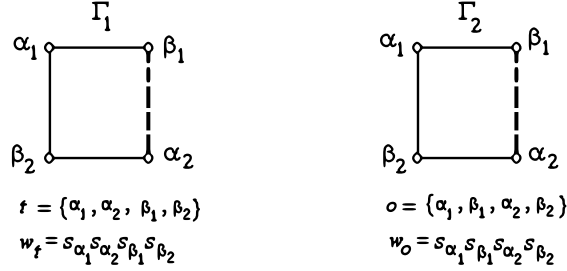


FIGURE 2.1. Diagram Γ_1 (resp. Γ_2) of type $D_4(a_1)$ (resp. equivalent to D_4)

The element w_o is conjugate to the $w_{\tilde{o}} = s_{\alpha_1}s_{\alpha_2}s_{-(\alpha_1+\beta_1+\beta_2)}s_{\beta_2}$ since

$$\begin{aligned} w_o &= s_{\alpha_1}s_{\beta_1}s_{\alpha_2}s_{\beta_2} = s_{\alpha_1+\beta_1}s_{\alpha_1}s_{\alpha_2}s_{\beta_2} \stackrel{s_{\alpha_1+\beta_1}}{\simeq} s_{\alpha_1}s_{\alpha_2}s_{\beta_2}s_{\alpha_1+\beta_1} = \\ &= s_{\alpha_1}s_{\alpha_2}s_{\alpha_1+\beta_1+\beta_2}s_{\beta_2} = s_{\alpha_1}s_{\alpha_2}s_{-(\alpha_1+\beta_1+\beta_2)}s_{\beta_2} = w_{\tilde{o}}. \end{aligned}$$

The elements w_o and $w_{\tilde{o}}$ are conjugate, the corresponding sets of roots are as follows:

$$S_1 = \{\alpha_1, \beta_1, \alpha_2, \beta_2\} \text{ and } S_2 = \{\alpha_1, \alpha_2, -(\alpha_1 + \beta_1 + \beta_2), \beta_2\}.$$

There is a map $M : S_1 \mapsto S_2$ acting as follows:

$$M\alpha_1 = \alpha_1, \quad M\alpha_2 = \alpha_2, \quad M\beta_2 = \beta_2, \quad \tilde{\beta}_1 = M\beta_1 = -(\alpha_1 + \beta_1 + \beta_2).$$

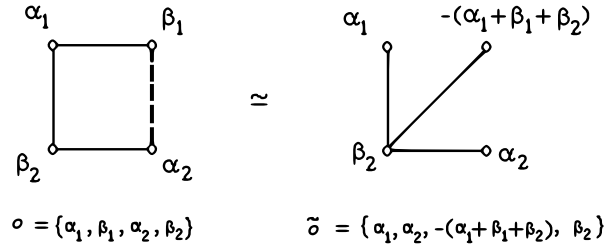
Note that M is involution, $M : S_1 \mapsto S_2$ and $M : S_2 \mapsto S_1$, since

$$\begin{aligned} M^2\beta_1 &= -(\alpha_1 + M\beta_1 + \beta_2) = -(\alpha_1 + \beta_2) + (\alpha_1 + \beta_1 + \beta_2) = \beta_1, \\ M\beta_1 &= \tilde{\beta}_1 \quad \text{and} \quad M\tilde{\beta}_1 = \beta_1. \end{aligned}$$

Thus, M transforms the root β_1 into the minimal element in the root subsystem $\{\beta_2, \alpha_1, \beta_1\}$. In this paper, we will encounter a number of involution mappings M that map a certain element to the minimal element of some root subsystem of Φ . So, we observe that there are two different orders of reflections:

- The cyclic order of reflections o . Then, we get a 4-cycle leading to the Coxeter class D_4 of $W(D_4)$, see Fig. 2.2.
- The bicolored order of reflections t . Then, we get an indestructible 4-cycle leading to the semi-Coxeter class $D_4(a_1)$.

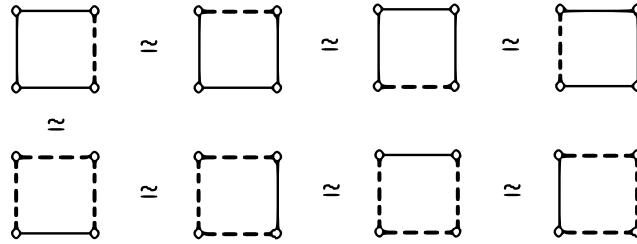
2.4. Connection diagrams. In [St17], in addition to Carter diagrams, the so-called *connection diagrams* were introduced. Let S be a set of linearly independent and not necessarily simple roots, o be the order of reflections in the decomposition (2.1) of element w associated with the set of roots S . The connection diagram is a pair (Γ, o) , where Γ corresponds to the set S . In the connection diagram Γ , edges are also solid and dotted as in Carter diagrams. The connection diagrams serve to transform one Carter diagram Γ_1 into another Γ_2 , since in the process of transformation we can get non-Carter diagrams – the evenness of the cycles may be violated, see [St17, section 1.2.2].

FIGURE 2.2. Conjugate elements $\{w_o, w_{\tilde{o}}\}$ corresponding to the Coxeter class D_4

In [St17], three equivalence transformations operating on the connection diagrams and Carter diagrams were introduced: similarities, conjugations and s-permutations. The Carter diagrams are studied there up to equivalence. In what follows, we only need *similarity*. Let α be a root in the Γ -set S . The similarity transformation L_α reflects the root α :

$$L_\alpha : \alpha \mapsto -\alpha. \quad (2.3)$$

Two connection diagrams obtained from each other by a sequence of reflections (2.3), are called *similar* connection diagrams, see Fig. 2.3.

FIGURE 2.3. Eight similar 4-cycles equivalent to $D_4(a_1)$

2.5. Bicolored partition. Let Γ be a Carter diagram and

$$S = \{\alpha_1, \alpha_2, \dots, \alpha_k, \beta_1, \beta_2, \dots, \beta_h\} \quad (2.4)$$

be any Γ -set (of not necessarily simple roots), where roots of the set $S_\alpha := \{\alpha_i \mid i = 1, \dots, k\}$ (resp. $S_\beta := \{\beta_j \mid j = 1, \dots, h\}$) are mutually orthogonal. According to (2.2(a)), there exists a certain set (2.4) of linearly independent roots. Thanks to (2.2(b)), there exists a partition $S = S_\alpha \amalg S_\beta$ which is said to be the *bicolored partition*.

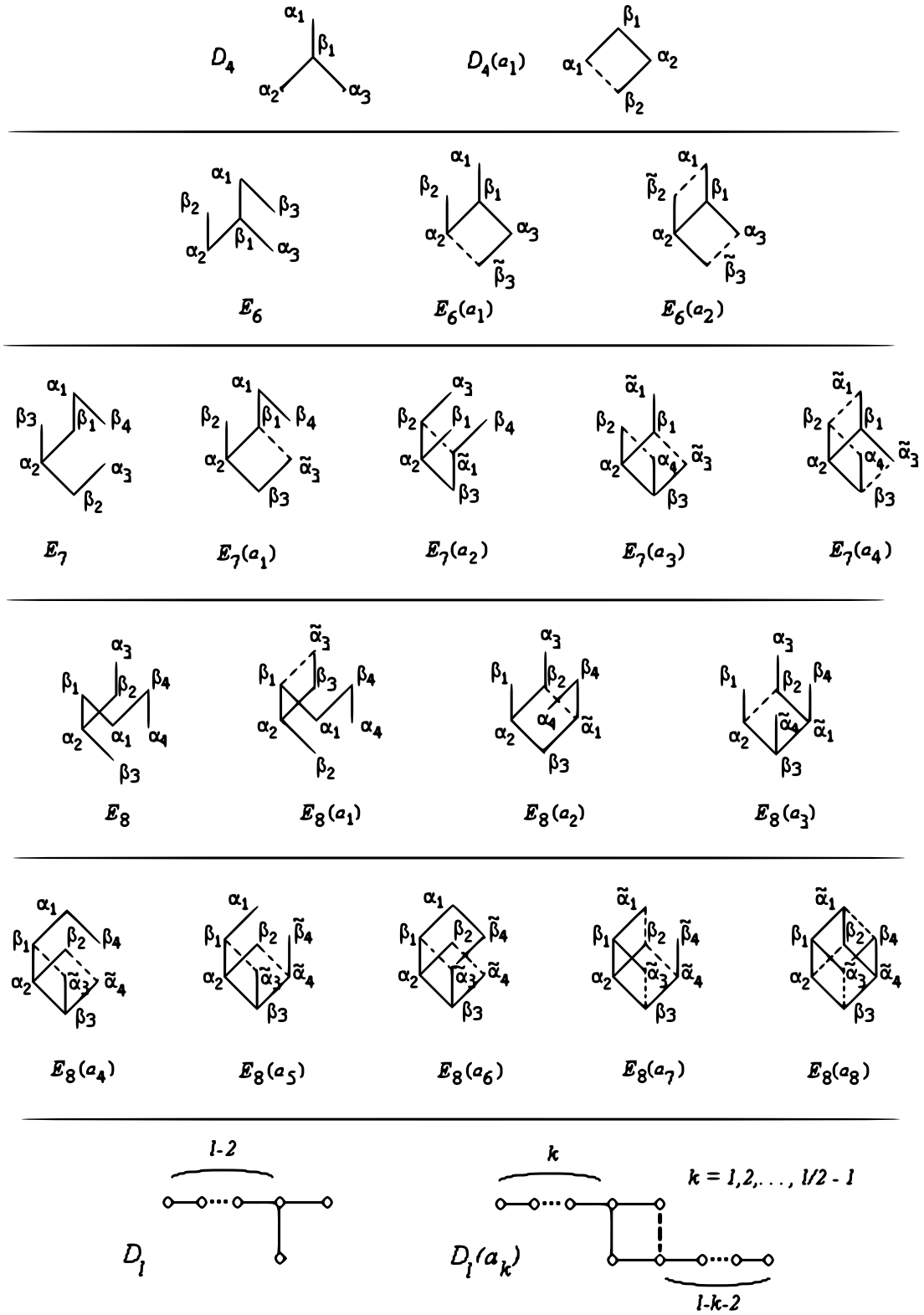
Let $w = w_1 w_2$ be the decomposition of w into the product of two involutions. By [Ca72, Lemma 5] each of w_1 and w_2 can be expressed as a product of reflections as follows:

$$w = w_1 w_2, \quad \text{where} \quad w_1 = s_{\alpha_1} s_{\alpha_2} \dots s_{\alpha_k}, \quad w_2 = s_{\beta_1} s_{\beta_2} \dots s_{\beta_h}, \quad (2.5)$$

where subset $S_\alpha = \{\alpha_1, \dots, \alpha_k\}$ (resp. $S_\beta = \{\beta_1, \dots, \beta_h\}$) consists of mutually orthogonal roots. Let

$$\Pi_w = \{\alpha_1, \alpha_2, \dots, \alpha_k, \beta_1, \beta_2, \dots, \beta_h\} \quad (2.6)$$

be the linearly independent root subset. Then, the decomposition (2.5) is reduced, see Lemma 2.1, and $k + h = l_C(w)$. The decomposition (2.5) is said to be a *bicolored decomposition*.

FIGURE 3.4. Carter diagrams of D and E types

3. THE CARTAN MATRIX

3.1. The generalized Cartan matrix. the $n \times n$ matrix $K = (k_{ij})$, where $1 \leq i, j \leq n$, such that

- (C1) $k_{ii} = 2$ for $i = 1, \dots, n$,
- (C2) $-k_{ij} \in \mathbb{Z} = \{0, 1, 2, \dots\}$ for $i \neq j$,
- (C3) $k_{ij} = 0$ implies $k_{ji} = 0$ for $i, j = 1, \dots, n$

is called a *generalized Cartan matrix*, [Kac80], [St08, section 2.1]. For the Carter diagram Γ , which is not a Dynkin diagram, the condition (C2) fails: The elements k_{ij} associated with dotted edges are positive.

If the Carter diagram does not contain any cycle, then the Carter diagram is the Dynkin diagram, the corresponding conjugacy class is the conjugacy class of the Coxeter element, and the partial Cartan matrix is the classical Cartan matrix, which is the particular case of a generalized Cartan matrix.

3.2. The partial Cartan matrix. Similarly to the Cartan matrix associated with Dynkin diagrams, we determine the Cartan matrix for each pair $\{\Gamma, S\}$ consisting of the connection or Carter diagram Γ and Γ -set S :

$$B_\Gamma := \begin{pmatrix} (\tau_1, \tau_1) & \dots & (\tau_1, \tau_n) \\ \dots & \dots & \dots \\ (\tau_n, \tau_1) & \dots & (\tau_n, \tau_n) \end{pmatrix}, \quad (3.1)$$

where $S = \{\tau_1, \dots, \tau_n\}$. We call the matrix B_Γ a *partial Cartan matrix* corresponding to the diagram Γ . The partial Cartan matrix B_Γ is well-defined since products (τ_i, τ_j) in (3.1) do not depend on the choice of the Γ -set S . The elements of the partial Cartan matrix are uniquely determined by the diagram Γ as follows:

$$(\tau_i, \tau_j) = \begin{cases} 2, & \text{if } \tau_i = \tau_j, \\ 0, & \text{if } \tau_i \text{ and } \tau_j \text{ are not connected,} \\ -1, & \text{if edge } \{\tau_i, \tau_j\} \text{ is solid,} \\ 1, & \text{if edge } \{\tau_i, \tau_j\} \text{ is dotted.} \end{cases} \quad (3.2)$$

Let L be the subspace spanned by the vectors $\{\tau_1, \dots, \tau_n\}$. We write this fact as follows:

$$L = [\tau_1, \dots, \tau_n], \quad (3.3)$$

The subspace L is said to be the *S-associated subspace*. Let \mathbf{B} be the Cartan matrix corresponding to the primary root system Φ .

Proposition 3.1. (i) *The restriction of the bilinear form associated with the Cartan matrix \mathbf{B} on the subspace L coincides with the bilinear form associated with the partial Cartan matrix B_Γ , i.e., for any pair of vectors $v, u \in L$, we have*

$$(v, u)_\Gamma = (v, u), \text{ and } \mathcal{B}_\Gamma(v) = \mathcal{B}(v). \quad (3.4)$$

(ii) *For every Carter diagram, the matrix B_Γ is positive definite.*

Proof. (i) From (3.1) we deduce:

$$(v, u)_\Gamma = \left(\sum_i t_i \tau_i, \sum_j q_j \tau_j \right)_\Gamma = \sum_{i,j} t_i q_j (\tau_i, \tau_j)_\Gamma = \sum_{i,j} t_i q_j (\tau_i, \tau_j) = (v, u).$$

(ii) This follows from (i). □

If Γ is a Dynkin diagram, the partial Cartan matrix B_Γ is the Cartan matrix associated with Γ . By (3.4) the matrix B_Γ is positive definite. The symmetric bilinear form associated with B_Γ is denoted by $(\cdot, \cdot)_\Gamma$ and the corresponding quadratic form is denoted by \mathcal{B}_Γ .

Remark 3.2. (i) D. Leites noticed that there are a number of other cases, where some off-diagonal elements of the Cartan matrices are positive. For example, this is so in the case of Lorentzian algebras, see [CCLL10], [GN02]. However, in these cases the Cartan matrices are of *hyperbolic type*, whereas the partial Cartan matrices are *positive definite*.

(ii) I will quote from a paper by S. Brenner: “... it is amusing to note that there is a surprisingly large intersection between the finite type quivers with commutativity conditions and the diagrams by Carter in describing conjugacy classes of the classical Weyl groups...” [Br75, p.43]. On various other cases arising in the representation theory of quivers, algebras and posets with Cartan matrices containing positive off-diagonal elements, see [GR92, 10.7], [Bon83], [Sim10].

4. TRANSITION

4.1. First transition theorem. Let $\{\tilde{\Gamma}, \Gamma\}$ be the homogeneous pair of Carter diagrams, let \tilde{S} be a $\tilde{\Gamma}$ -set and S be a Γ -set. In this section, we construct a mapping connecting \tilde{S} and S . This mapping represents the transition matrix connecting \tilde{S} and S as bases in the linear spaces. The transition matrix has some good properties that are presented in Theorems 4.1 and 4.3. Let Γ' be the subdiagram of Γ , and subset $S' \subset S$ be a Γ' -set. If Γ' is the Dynkin diagram, we call S' the Dynkin subset.

Theorem 4.1. *For each pair of diagrams $\{\tilde{\Gamma}, \Gamma\}$ out of the list (1.2), there exists the linear mapping matrix M_I transforming each $\tilde{\Gamma}$ -set \tilde{S} to some Γ -set S being the image of M_I (i.e., $S = M_I \tilde{S}$), see Tables 4.2–4.5. The matrix M_I is the transition matrix binding \tilde{S} and S as bases in the linear spaces.*

(i) *The matrix M_I acts only on one element $\tilde{\alpha} \in \tilde{S}$ and does not change remaining elements in \tilde{S} ; M_I transforms $\tilde{\alpha}$ into the minimal element α of some Dynkin subset $S(\tilde{\alpha})$ in \tilde{S} :*

$$\begin{cases} \tilde{\alpha} \in S(\tilde{\alpha}) \subset \tilde{S}, \\ M_I \tau_i = \tau_i \text{ for all } \tau_i \in \tilde{S}, \tau_i \neq \tilde{\alpha}, \\ M_I \tilde{\alpha} = \alpha = -\tilde{\alpha} + \sum t_i \tau_i, \text{ where the sum is taken over } \tau_i \in \tilde{S}, \tau_i \neq \tilde{\alpha}, t_i \in \mathbb{Z}, \\ \alpha - \text{minimal element in } S(\tilde{\alpha}) \end{cases}$$

The image $S = M_I \tilde{S}$ is the set $\{\tilde{S} \setminus \tilde{\alpha}\} \sqcup \{\alpha\}$ that satisfies to the orthogonality relations of the Carter diagram Γ .

(ii) *The mapping $M_I : \tilde{S} \mapsto S$ is an involution on the set $\tilde{S} \sqcup \{\alpha\}$. We have*

$$M_I \tilde{\alpha} = \alpha \quad \text{and} \quad M_I \alpha = \tilde{\alpha}.$$

For each pair of diagrams $\{\tilde{\Gamma}, \Gamma\}$ out of the list (1.2), the matrix M_I is defined in Tables 4.2–4.5. The matrix M_I is the transition matrix transforming each basis \tilde{S} into some basis S .

The proof of Theorem 4.1 is given in section 4.5. It is carried out separately for each pair $\{\tilde{\Gamma}, \Gamma\}$ from Tables 4.2–4.5.

4.2. The chain of homogeneous pairs. Let $\tilde{\Gamma}$ be a Carter diagram. Denote by $C(\tilde{\Gamma})$ the homogeneous class containing $\tilde{\Gamma}$. For any Carter diagram $\tilde{\Gamma}$ and the Dynkin diagram Γ from $C(\tilde{\Gamma})$ there exists the chain of homogeneous pairs connecting $\tilde{\Gamma}$ and Γ as follows:

$$\{\{\tilde{\Gamma}, \Gamma_1\}, \{\Gamma_1, \Gamma_2\}, \dots, \{\Gamma_{k-1}, \Gamma_k\}, \{\Gamma_k, \Gamma\}\}. \quad (4.1)$$

This fact follows easily from consideration of the adjacency list (1.2).

4.2.1. *Example: from $E_8(a_8)$ to E_8 .* There are 16 cases in Tables 4.2–4.5. Denote by $M_I(n)$ the transition matrix of the n -th case. The similarity transformation L_{τ_i} from (2.3) is the diagonal matrix of the form $\text{diag}(1, 1, \dots, 1, -1, 1, \dots, 1)$ with -1 in the $\{i, i\}$ th entry. The homogeneous pairs are connected by transition matrices M_I and similarity matrices L_{τ_i} . Consider, for example, the chain diagrams $E_8(a_8)$, $E_8(a_7)$, $E_8(a_5)$, $E_8(a_1)$, E_8 see (4.2).

$$\begin{aligned} E_8(a_8) &\xrightarrow{M_I(16)} E_8(a_7) \xrightarrow{L_{\beta_2}} E_8(a_7) \xrightarrow{M_I(15)} E_8(a_5) \xrightarrow{L_{\tilde{\alpha}_3}} E_8(a_5) \\ &\xrightarrow{M_I(13)} E_8(a_4) \xrightarrow{M_I(12)} E_8(a_1) \xrightarrow{M_I(9)} E_8 \xrightarrow{L_{\alpha_4} L_{\beta_4}} E_8, \end{aligned} \quad (4.2)$$

see section 1.5. In eq. (4.2), we mean that instead of each diagram Γ some Γ -set is taken. The matrices $M_I(n)$ are given in Appendix A. Consider the product of matrices of (4.2):

$$F = L_{\alpha_4} L_{\beta_4} M_I(9) M_I(12) M_I(13) L_{\tilde{\alpha}_3} M_I(15) L_{\beta_2} M_I(16)$$

The matrix F maps the $E_8(a_8)$ -basis \tilde{S} to a certain E_8 -basis $S = M\tilde{S}$:

$$F : \tilde{S} = \{\tilde{\alpha}_1, \alpha_2, \tilde{\alpha}_3, \tilde{\alpha}_4, \beta_1, \beta_2, \beta_3, \beta_4\} \mapsto S = \{\alpha_1, \alpha_2, \alpha_3, \alpha_4, \beta_1, \beta_2, \beta_3, \beta_4\}$$

The chain (4.2) is parallel to the ascending chain of maximal eigenvalues of the corresponding partial Cartan matrices, see section C.2.

4.2.2. *The product of transition matrices.* As in the section 4.2.1, for any chain (4.1), one can construct the matrices F and F^{-1} , where F is the product of corresponding transition matrices $M_I(n)$ and similarity matrices L_{τ_i} . The matrix F is invertible since all $M_I(n)$ and L_{τ_i} are invertible.

$$F : \tilde{\Gamma} \mapsto \Gamma, \quad F^{-1} : \Gamma \mapsto \tilde{\Gamma}. \quad (4.3)$$

This means that for any $\tilde{\Gamma}$ -set \tilde{S} there exists Γ -set S such that

$$F\tilde{S} = S, \quad F^{-1}S = \tilde{S}. \quad (4.4)$$

The matrix F does not depend on \tilde{S} and S . If $S = \{\tau_1, \dots, \tau_n\}$, F transforms τ_i so that

$$F\tau_i = \sum_{j=1}^n f_{ji}\tau_j, \quad (4.5)$$

where f_{ji} are some coefficients that depend only on diagrams $\tilde{\Gamma}$ and Γ .

4.3. Action of W on Carter diagram $\tilde{\Gamma}$.

Lemma 4.2. *Let F , F^{-1} be the matrices described in (4.3), (4.4). Then,*

(i) *The matrix F commutes with the Weyl group W on any Γ -set S as follows:*

$$wF = Fw \text{ for any } w \in W. \quad (4.6)$$

(ii) *Let Γ -sets S and S' be conjugate by some $w \in W$: $wS = S'$. Then, FS and FS' are conjugate by the same element $w \in W$, i.e.,*

$$wS = S' \quad \text{implies} \quad wFS = FS'.$$

Proof. (i) It suffices to prove eq. (4.6) for each element $\tau_i \in S$. Each element $w \in W$ transforms basis S to another $S' = wS$, where $w\tau_i = \tau'_i$, and $S' = \{\tau'_1, \dots, \tau'_n\}$. In our case,

$$\begin{aligned} Fw\tau_i &= F\tau'_i = \sum_{j=1}^n f_{ji}\tau'_j \quad \text{and} \\ wF\tau_i &= w \sum_{j=1}^n f_{ji}\tau_j = \sum_{j=1}^n f_{ji}w\tau_j = \sum_{j=1}^n f_{ji}\tau'_j. \end{aligned}$$

Therefore, $Fw\tau_i = wF\tau_i$ for any $\tau_i \in S$.

(ii) If $wS = S'$ then by (i), we have $wFS = FwS = FS'$, i.e., FS and FS' conjugate by the same element $w \in W$. \square

4.4. Second transition theorem.

Theorem 4.3. (i) For any Carter diagram $\tilde{\Gamma}$, all $\tilde{\Gamma}$ -sets are conjugate under the Weyl group W .

(ii) Let $\{\tilde{\Gamma}, \Gamma\}$ be any homogeneous pair of Carter diagrams, where Γ is the Dynkin diagram, and let \tilde{S} be any $\tilde{\Gamma}$ -set, S be any Γ -set. Then, there exists F , the product of transition matrices $M_I(n)$ and some matrices of similarity maps like L_{τ_i} as in Theorem 4.1 and section 4.2.1 and $w \in W$ such that $S = wF\tilde{S}$.

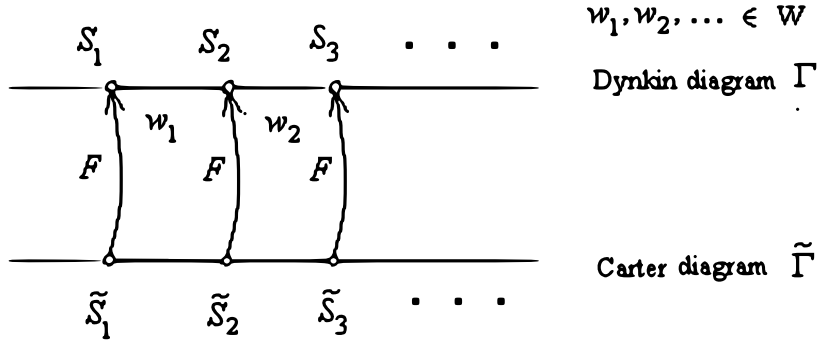


FIGURE 4.5. $F\tilde{S}_i = S_i$, where \tilde{S}_i (resp. S_i), are some $\tilde{\Gamma}$ -sets (resp. Γ -sets), $i = 1, 2, 3, \dots$

Proof. (i) The Carter diagram $\tilde{\Gamma}$ belongs to some homogeneous class $C(\tilde{\Gamma})$. Every homogeneous class contains a Dynkin diagram Γ . As in section 4.2.1, there exists the mapping F from any $\tilde{\Gamma}$ -set \tilde{S} to some Γ -set S . By Theorem 4.1, the mapping F is the product of transition matrices $M_I(n)$ and some matrices of similarity maps like L_{τ_i} .

Let \tilde{S}' and \tilde{S}'' be any $\tilde{\Gamma}$ -sets. We will prove that \tilde{S}' and \tilde{S}'' are conjugate under the Weyl group W , i.e.,

$$w\tilde{S}' = \tilde{S}'', \quad \text{for some } w \in W. \quad (4.7)$$

There exist Γ -sets S' and S'' such that

$$F\tilde{S}' = S', \quad F\tilde{S}'' = S'', \quad (4.8)$$

see Fig. 4.5. Let Φ be the root system associated with Γ . All bases in Φ are conjugate, see [Hum90, Theorem 1.4]. Then, there exists $w \in W$, such that $wS' = S''$. By (4.8),

$$wF\tilde{S}' = wS' = S'' = F\tilde{S}''. \quad (4.9)$$

By Lemma 4.2, transformations w and F in (4.9) commute, so

$$Fw\tilde{S}' = F\tilde{S}'', \quad \text{and} \quad w\tilde{S}' = \tilde{S}''. \quad (4.10)$$

(ii) First, by Theorem 4.1, we transform \tilde{S} to some Γ -set S' by the mapping F as in (i), see Fig. 4.5. Further, as in (i), there exists $w \in W$ such that $wS' = S$. Thus,

$$wF\tilde{S} = wS' = S.$$

\square

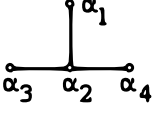
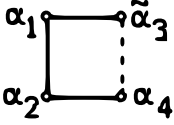
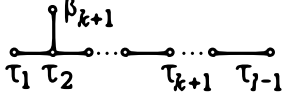
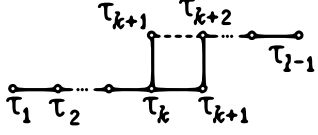
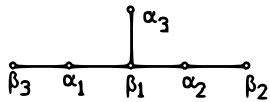
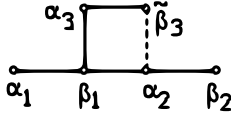
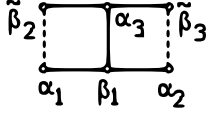
	$\tilde{\Gamma}$ -basis \tilde{S} and Γ -basis S	Involution M_I
D_4		$S = \{\alpha_1, \alpha_2, \alpha_3, \alpha_4\}$
(1) $D_4(a_1)$	$\{\tilde{\Gamma}, \Gamma\} = \{D_4(a_1), D_4\}$ 	$\tilde{S} = \{\alpha_1, \alpha_2, \tilde{\alpha}_3, \alpha_4\},$ $M_I \tau = \tau$ for $\tau \in \{\alpha_1, \alpha_2, \alpha_4\},$ $M_I \tilde{\alpha}_3 = \alpha_3 = -(\alpha_1 + \alpha_2 + \tilde{\alpha}_3)$
D_1		$S = \{\tau_1, \tau_2, \dots, \tau_{l-1}, \beta_{k+1}\}$
(2) $D_1(a_k)$	$\{\tilde{\Gamma}, \Gamma\} = \{D_l(a_k), D_l\}$ 	$\tilde{S} = \{\tau_1, \tau_2, \dots, \tau_k, \tau_{k+1}, \bar{\tau}_{k+1}, \tau_{k+2}, \dots, \tau_{l-1}\},$ $M_I \tau = \tau$ for $\tau \in \{\tau_1, \tau_2, \dots, \tau_{l-1}\},$ $M_I \bar{\tau}_{k+1} = \begin{cases} \beta_{k+1} = -(\tau_1 + 2 \sum_{i=2}^k \tau_i + \tau_{k+1} + \bar{\tau}_{k+1}), & k \geq 2, \\ \beta_2 = -(\tau_1 + \tau_2 + \bar{\tau}_2). \end{cases}$
E_6		$S = \{\alpha_1, \alpha_2, \alpha_3, \beta_1, \beta_2, \beta_3\}$
(3) $E_6(a_1)$	$\{\tilde{\Gamma}, \Gamma\} = \{E_6(a_1), E_6\}$ 	$\tilde{S} = \{\alpha_1, \alpha_2, \alpha_3, \beta_1, \beta_2, \tilde{\beta}_3\},$ $M_I \tau = \tau$ for $\tau \in \{\alpha_1, \alpha_2, \alpha_3, \beta_1, \beta_2\},$ $M_I \tilde{\beta}_3 = \beta_3 = -(\alpha_1 + \beta_1 + \alpha_3 + \tilde{\beta}_3)$
(4) $E_6(a_2)$	$\{\tilde{\Gamma}, \Gamma\} = \{E_6(a_2), E_6(a_1)\}$ 	$\tilde{S} = \{\alpha_1, \alpha_2, \alpha_3, \beta_1, \tilde{\beta}_2, \tilde{\beta}_3\},$ $M_I \tau = \tau$ for $\tau \in \{\alpha_1, \alpha_2, \alpha_3, \beta_1, \tilde{\beta}_3\}$ $M_I \tilde{\beta}_2 = \beta_2 = -(\alpha_3 + \beta_1 + \alpha_2 + \tilde{\beta}_2)$

TABLE 4.2. Mappings M , M_I for pairs $\{D_4(a_1), D_4\}$, $\{D_l(a_k), D_l\}$, $\{E_6(a_1), E_6\}$, $\{E_6(a_2), E_6(a_1)\}$

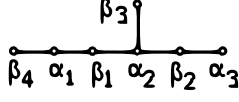
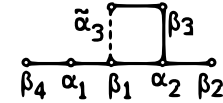
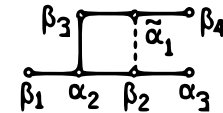
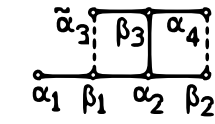
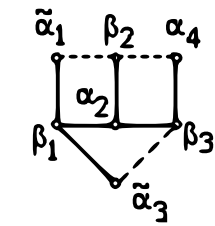
	$\tilde{\Gamma}$ -basis \tilde{S} and Γ -basis S	Involution M_I
E_7		$S = \{\alpha_1, \alpha_2, \alpha_3, \beta_1, \beta_2, \beta_3, \beta_4\}$
(5) $E_7(a_1)$	$\{\tilde{\Gamma}, \Gamma\} = \{E_7(a_1), E_7\}$ 	$\tilde{S} = \{\alpha_1, \alpha_2, \tilde{\alpha}_3, \beta_1, \beta_2, \beta_3, \beta_4\},$ $M_I \tau = \tau$ for $\tau \in \{\alpha_1, \alpha_2, \beta_1, \beta_2, \beta_3, \beta_4\},$ $M_I \tilde{\alpha}_3 = \alpha_3 = -(\beta_2 + \alpha_2 + \beta_3 + \tilde{\alpha}_3)$
(6) $E_7(a_2)$	$\{\tilde{\Gamma}, \Gamma\} = \{E_7(a_2), E_7\}$ 	$\tilde{S} = \{\tilde{\alpha}_1, \alpha_2, \alpha_3, \beta_1, \beta_2, \beta_3, \beta_4\},$ $M_I \tau = \tau$ for $\tau \in \{\alpha_2, \alpha_3, \beta_1, \beta_2, \beta_3, \beta_4\}$ $M_I \tilde{\alpha}_1 = \alpha_1 = -(\beta_1 + \alpha_2 + \beta_3 + \tilde{\alpha}_1)$
(7) $E_7(a_3)$	$\{\tilde{\Gamma}, \Gamma\} = \{E_7(a_3), E_7(a_1)\}$ 	$\tilde{S} = \{\alpha_1, \alpha_2, \tilde{\alpha}_3, \alpha_4, \beta_1, \beta_2, \beta_3\},$ $M_I \tau = \tau$ for $\tau \in \{\alpha_1, \alpha_2, \tilde{\alpha}_3, \beta_1, \beta_2, \beta_3\},$ $M_I \alpha_4 = \beta_4 = -(\alpha_4 + \beta_3 + \alpha_2 + \beta_1 + \alpha_1)$
(8) $E_7(a_4)$	$\{\tilde{\Gamma}, \Gamma\} = \{E_7(a_4), E_7(a_3)\}$ 	$\tilde{S} = \{\tilde{\alpha}_1, \alpha_2, \tilde{\alpha}_3, \alpha_4, \beta_1, \beta_2, \beta_3\},$ $M_I \tau = \tau$ for $\tau \in \{\alpha_2, \tilde{\alpha}_3, \alpha_4, \beta_1, \beta_2, \beta_3\},$ $M_I \tilde{\alpha}_1 = \alpha_1 = -(2\beta_1 + \tilde{\alpha}_1 + \alpha_2 + \tilde{\alpha}_3)$

TABLE 4.3. Mappings M , M_I for pairs $\{E_7(a_1), E_7\}$, $\{E_7(a_2), E_7\}$, $\{E_7(a_3), E_7(a_1)\}$, $\{E_7(a_4), E_7(a_3)\}$

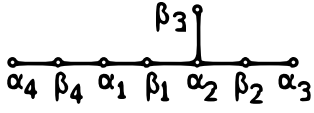
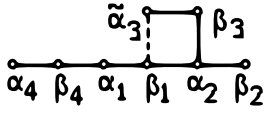
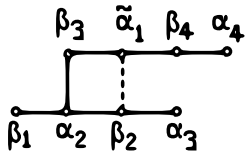
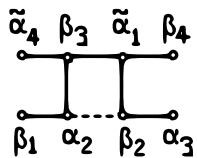
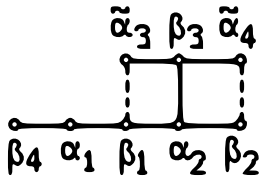
	$\tilde{\Gamma}$ -basis \tilde{S} and Γ -basis S	Involution M_I
E_8		$S = \{\alpha_1, \alpha_2, \alpha_3, \alpha_4, \beta_1, \beta_2, \beta_3, \beta_4\}$
(9) $E_8(a_1)$	$\{\tilde{\Gamma}, \Gamma\} = \{E_8(a_1), E_8\}$ 	$\tilde{S} = \{\alpha_1, \alpha_2, \tilde{\alpha}_3, \alpha_4, \beta_1, \beta_2, \beta_3, \beta_4\},$ $M_I \tau = \tau$ for $\tau \in \{\alpha_1, \alpha_2, \alpha_4, \beta_1, \beta_2, \beta_3, \beta_4\}$ $M_I \tilde{\alpha}_3 = \alpha_3 = -(\tilde{\alpha}_3 + \beta_3 + \alpha_2 + \beta_2)$
(10) $E_8(a_2)$	$\{\tilde{\Gamma}, \Gamma\} = \{E_8(a_2), E_8\}$ 	$\tilde{S} = \{\tilde{\alpha}_1, \alpha_2, \alpha_3, \alpha_4, \beta_1, \beta_2, \beta_3, \beta_4\},$ $M_I \tau = \tau$ for $\tau \in \{\alpha_2, \alpha_3, \alpha_4, \beta_1, \beta_2, \beta_3, \beta_4\}$ $M_I \tilde{\alpha}_1 = \alpha_1 = -(\tilde{\alpha}_1 + \beta_3 + \alpha_2 + \beta_1)$
(11) $E_8(a_3)$	$\{\tilde{\Gamma}, \Gamma\} = \{E_8(a_3), E_8(a_2)\}$ 	$\tilde{S} = \{\tilde{\alpha}_1, \alpha_2, \alpha_3, \tilde{\alpha}_4, \beta_1, \beta_2, \beta_3, \beta_4\},$ $M_I \tau = \tau$ for $\tau \in \{\tilde{\alpha}_1, \alpha_2, \alpha_3, \beta_1, \beta_2, \beta_3, \beta_4\},$ $M_I \tilde{\alpha}_4 = \alpha_4 =$ $-(3\tilde{\alpha}_1 + 2\beta_2 + 2\beta_3 + 2\beta_4 + \alpha_3 + \tilde{\alpha}_4)$
(12) $E_8(a_4)$	$\{\tilde{\Gamma}, \Gamma\} = \{E_8(a_4), E_8(a_1)\}$ 	$\tilde{S} = \{\alpha_1, \alpha_2, \tilde{\alpha}_3, \tilde{\alpha}_4, \beta_1, \beta_2, \beta_3, \beta_4\},$ $M_I \tau = \tau$ for $\tau \in \{\alpha_1, \alpha_2, \tilde{\alpha}_3, \beta_1, \beta_2, \beta_3, \beta_4\},$ $M_I \tilde{\alpha}_4 = \alpha_4 = -(\tilde{\alpha}_4 + \beta_3 + \alpha_2 + \beta_1 + \alpha_1 + \beta_4)$

TABLE 4.4. Mappings M , M_I for pairs $\{E_8(a_1), E_8\}$, $\{E_8(a_2), E_8\}$, $\{E_8(a_3), E_8(a_2)\}$, $\{E_8(a_4), E_8(a_1)\}$

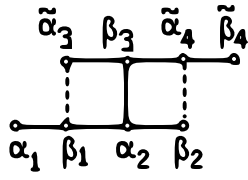
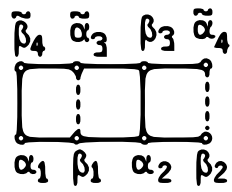
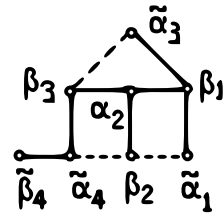
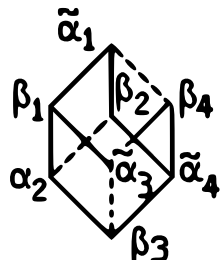
	$\tilde{\Gamma}$ -basis \tilde{S} and Γ -basis S	Involution M_I
(13) $E_8(a_5)$	$\{\tilde{\Gamma}, \Gamma\} = \{E_8(a_5), E_8(a_4)\}$ 	$\tilde{S} = \{\alpha_1, \alpha_2, \tilde{\alpha}_3, \tilde{\alpha}_4, \beta_1, \beta_2, \beta_3, \tilde{\beta}_4\},$ $M_I \tau = \tau$ for $\tau \in \{\alpha_1, \alpha_2, \tilde{\alpha}_3, \tilde{\alpha}_4, \beta_1, \beta_2, \beta_3\}$ $M_I \tilde{\beta}_4 = \beta_4 = -(\tilde{\beta}_4 + \tilde{\alpha}_4 + \beta_3 + \alpha_2 + \beta_1 + \alpha_1)$
(14) $E_8(a_6)$	$\{\tilde{\Gamma}, \Gamma\} = \{E_8(a_6), E_8(a_4)\}$ 	$\tilde{S} = \{\alpha_1, \alpha_2, \tilde{\alpha}_3, \tilde{\alpha}_4, \beta_1, \beta_2, \beta_3, \tilde{\beta}_4\},$ $M_I \tau = \tau$ for $\tau \in \{\alpha_1, \alpha_2, \tilde{\alpha}_3, \tilde{\alpha}_4, \beta_1, \beta_2, \beta_3\}$ $M_I \tilde{\beta}_4 = \beta_4 = -(\tilde{\beta}_4 + 2\alpha_1 + 2\beta_1 + 2\alpha_2 + \beta_2 + \beta_3)$
(15) $E_8(a_7)$	$\{\tilde{\Gamma}, \Gamma\} = \{E_8(a_7), E_8(a_5)\}$ 	$\tilde{S} = \{\tilde{\alpha}_1, \alpha_2, \tilde{\alpha}_3, \tilde{\alpha}_4, \beta_1, \beta_2, \beta_3, \tilde{\beta}_4\},$ $M_I \tau = \tau$ for $\tau \in \{\alpha_2, \tilde{\alpha}_3, \tilde{\alpha}_4, \beta_1, \beta_2, \beta_3, \tilde{\beta}_4\}$ $M_I \tilde{\alpha}_1 = \alpha_1 = -(2\beta_1 + \tilde{\alpha}_1 + \alpha_2 + \tilde{\alpha}_3)$
(16) $E_8(a_8)$	$\{\tilde{\Gamma}, \Gamma\} = \{E_8(a_8), E_8(a_7)\}$ 	$\tilde{S} = \{\tilde{\alpha}_1, \alpha_2, \tilde{\alpha}_3, \tilde{\alpha}_4, \beta_1, \beta_2, \beta_3, \beta_4\},$ $M_I \tau = \tau$ for $\tau \in \{\tilde{\alpha}_1, \alpha_2, \tilde{\alpha}_3, \tilde{\alpha}_4, \beta_1, \beta_2, \beta_3\}$ $M_I \beta_4 = \tilde{\beta}_4 = -(2\tilde{\alpha}_4 + \beta_4 + \beta_2 + \beta_3)$

TABLE 4.5. Mappings M_I for pairs $\{E_8(a_5), E_8(a_4)\}$, $\{E_8(a_6), E_8(a_4)\}$, $\{E_8(a_7), E_8(a_5)\}$, $\{E_8(a_8), E_8(a_7)\}$

4.5. Proof of Theorem 4.1.

(i) Let us construct matrix M_I for every pair $\{\tilde{\Gamma}, \Gamma\}$ out of the adjacency list (1.2).

<u>(1) Pair $\{D_4(a_1), D_4\}$</u>	M_I maps $D_4(a_1)$ -set to D_4 -set
Mapping:	$M_I \tilde{\alpha}_3 = \alpha_3 = -(\alpha_1 + \alpha_2 + \tilde{\alpha}_3)$
Root system:	$S = \{\alpha_2, \alpha_1, \tilde{\alpha}_3\}$ Φ - root system of type A_3
Minimal root:	α_3 - minimal root in Φ
Eliminated edges:	$\{\tilde{\alpha}_3, \alpha_1\}, \quad \{\tilde{\alpha}_3, \alpha_4\}$
Emerging edge:	$\{\alpha_3, \alpha_2\}$
Checking relations:	$\begin{cases} \alpha_3 \perp \alpha_1 & (\text{Since } \alpha_3 \text{ is the minimal root}) \\ \alpha_3 \perp \alpha_4 & (\text{Since } \alpha_2 + \tilde{\alpha}_3 \perp \alpha_4) \\ (\alpha_3, \alpha_2) = -1 & (\text{Since } \alpha_3 \text{ is the minimal root}) \end{cases}$
<u>(2) Pair $\{D_l(a_k), D_l\}$</u>	M_I maps $D_l(a_k)$ -set to D_l -set
Mapping:	$M_I \bar{\tau}_{k+1} = \begin{cases} \beta_{k+1} = -(\tau_1 + 2 \sum_{i=2}^k \tau_i + \tau_{k+1} + \bar{\tau}_{k+1}) & \text{for } k \geq 2, \\ \beta_2 = -(\tau_1 + \tau_2 + \bar{\tau}_2) & \text{for } k = 1 \end{cases}$
Root systems:	$S_1 = \{\tau_1, \dots, \tau_k, \tau_{k+1}, \bar{\tau}_{k+1}\}$ for $k \geq 2$ $S_2 = \{\tau_1, \tau_2, \bar{\tau}_2\}$ for $k = 2$ $\Phi(S_1)$ - root system of type D_{k+2} $\Phi(S_2)$ - root system of type A_3
Minimal roots:	β_{k+1} - minimal root in $\Phi(S_1)$ β_2 - minimal root in $\Phi(S_2)$
Eliminated edges:	$\{\bar{\tau}_{k+1}, \tau_k\}, \quad \{\bar{\tau}_{k+1}, \tau_{k+2}\}$
Emerging edge:	$\{\beta_{k+1}, \tau_2\}$
Checking relations for $k \geq 2$:	$\begin{cases} \beta_{k+1} \perp \tau_i & (1 \leq i \leq k+1, i \neq 2) & (\text{Since } \beta_{k+1} \text{ is the minimal root}) \\ \beta_{k+1} \perp \tau_{k+2} & & (\text{Since } (\beta_{k+1}, \tau_{k+2}) = \\ & & (\tau_{k+1} + \bar{\tau}_{k+1}, \tau_{k+2}) = 0) \\ \beta_{k+1} \perp \tau_i & (i > k+2) & (\text{disconnected}^1) \\ (\beta_{k+1}, \tau_2) = -1 & & (\text{Since } \beta_{k+1} \text{ is the minimal root}) \end{cases}$
Checking relations for $k = 1$:	$\begin{cases} \beta_2 \perp \tau_1, & (\beta_2, \tau_2) = -1 & (\text{Since } \beta_2 \text{ is the minimal root}) \\ \beta_2 \perp \tau_i & (i > 3) & (\text{disconnected}) \end{cases}$

¹Let α be the sum of several roots α_i : $\alpha = \sum \alpha_i$. Hereinafter, the line " $\alpha \perp \beta$ (disconnected)" means the case, where each summand α_i in α is orthogonal to β .

(3) Pair $\{E_6(a_1), E_6\}$ M_I maps $E_6(a_1)$ -set to E_6 -set

Mapping:

$$M_I \tilde{\beta}_3 = \beta_3 = -(\alpha_1 + \beta_1 + \alpha_3 + \tilde{\beta}_3)$$

Root system:

$$S = \{\alpha_1, \beta_1, \alpha_3, \tilde{\beta}_3\}$$

Φ - root system of type A_4

Minimal root:

 β_3 - minimal root in Φ

Eliminated edges:

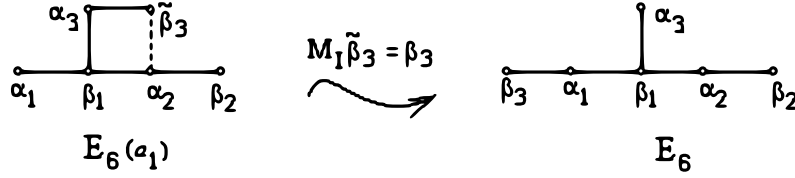
$$\{\tilde{\beta}_3, \alpha_3\}, \quad \{\tilde{\beta}_3, \alpha_2\}$$

Emerging edge:

$$\{\beta_3, \alpha_1\}$$

Checking relations:

$$\begin{cases} \beta_3 \perp \alpha_3, \beta_1 & (\text{Since } \beta_3 \text{ is the minimal root}) \\ \beta_3 \perp \alpha_2 & (\text{Since } \tilde{\beta}_3 + \beta_1 \perp \alpha_2) \\ \beta_3 \perp \beta_2 & (\text{disconnected}) \\ (\beta_3, \alpha_1) = -1 & (\text{Since } \beta_3 \text{ is the minimal root}) \end{cases}$$

FIGURE 4.6. Case (4). Mapping $M_I : E_6(a_1) \mapsto E_6$.(4) Pair $\{E_6(a_2), E_6(a_1)\}$ M_I maps $E_6(a_2)$ -set to $E_6(a_1)$ -set

Mapping:

$$M_I \tilde{\beta}_2 = \beta_2 = -(\alpha_3 + \beta_1 + \alpha_2 + \tilde{\beta}_2)$$

Root systems:

$$S = \{\alpha_3, \beta_1, \alpha_2, \tilde{\beta}_2\}, \quad \Phi(S) \text{ - root system of type } A_4$$

Minimal roots:

 β_2 - minimal root in $\Phi(S)$

Eliminated edges:

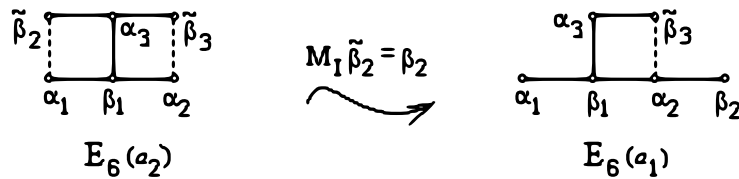
$$\{\tilde{\beta}_2, \alpha_3\}, \quad \{\tilde{\beta}_2, \alpha_1\}$$

Emerging edges:

$$\{\beta_2, \alpha_2\}$$

Checking relations:

$$\begin{cases} \beta_2 \perp \alpha_3, \beta_1 & (\text{Since } \beta_2 \text{ is the minimal root}) \\ \beta_2 \perp \alpha_1, \tilde{\beta}_3 & (\text{Since } \tilde{\beta}_2 + \beta_1 \perp \alpha_1 \text{ and } \alpha_2 + \alpha_3 \perp \tilde{\beta}_3) \\ (\beta_2, \alpha_2) = -1 & (\text{Since } \beta_2 \text{ is the minimal root}) \end{cases}$$

FIGURE 4.7. Case (4). Mapping $M_I : E_6(a_2) \mapsto E_6(a_1)$.

(5) Pair $\{E_7(a_1), E_7\}$ M_I maps $E_7(a_1)$ -set to E_7 -set

Mapping:

$$M_I \tilde{\alpha}_3 = \alpha_3 = -(\beta_2 + \alpha_2 + \beta_3 + \tilde{\alpha}_3)$$

Root system:

 $S = \{\beta_2, \alpha_2, \beta_3, \tilde{\alpha}_3\}$, Φ - root system of type A_4

Minimal root:

 α_3 - minimal root in Φ

Eliminated edges:

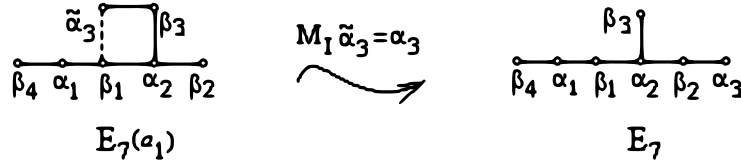
 $\{\tilde{\alpha}_3, \beta_1, \}$, $\{\tilde{\alpha}_3, \beta_3\}$

Emerging edge:

 $\{\beta_2, \alpha_3\}$

Checking relations:

$$\begin{cases} \alpha_3 \perp \alpha_2, \beta_3 & (\text{Since } \alpha_3 \text{ is the minimal root}) \\ \alpha_3 \perp \beta_1 & (\text{Since } \tilde{\alpha}_3 + \alpha_2 \perp \beta_1) \\ \alpha_3 \perp \alpha_1, \beta_4 & (\text{disconnected}) \\ (\alpha_3, \beta_2) = -1 & (\text{Since } \alpha_3 \text{ is the minimal root}) \end{cases}$$

FIGURE 4.8. Case (5). Mapping $M_I : E_7(a_1) \mapsto E_7$.(6) Pair $\{E_7(a_2), E_7\}$ M_I maps $E_7(a_2)$ -set to E_7 -set

Mapping:

$$M_I \tilde{\alpha}_1 = \alpha_1 = -(\beta_1 + \alpha_2 + \beta_3 + \tilde{\alpha}_1)$$

Root system:

 $S = \{\beta_1, \alpha_2, \beta_3, \tilde{\alpha}_1\}$, Φ - root system of type A_4

Minimal root:

 α_1 - minimal root in Φ

Eliminated edges:

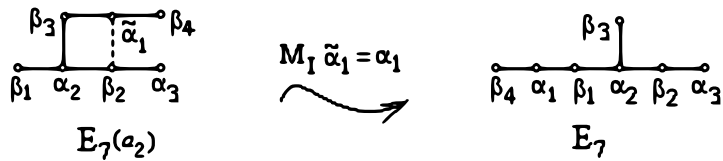
 $\{\tilde{\alpha}_1, \beta_3, \}$, $\{\tilde{\alpha}_1, \beta_2\}$, $\{\tilde{\alpha}_1, \beta_4\}$

Emerging edges:

 $\{\alpha_1, \beta_1\}$, $\{\alpha_1, \beta_4\}$

Checking relations:

$$\begin{cases} \alpha_1 \perp \alpha_2, \beta_3 & (\text{Since } \alpha_1 \text{ is the minimal root}) \\ \alpha_1 \perp \beta_2 & (\text{Since } \alpha_2 + \tilde{\alpha}_1 \perp \beta_2) \\ \alpha_1 \perp \alpha_3 & (\text{disconnected}) \\ (\alpha_1, \beta_1) = -1 & (\text{Since } \alpha_1 \text{ is the minimal root}) \\ (\beta_4, \alpha_1) = -1 & (\text{Since } (\beta_4, \alpha_1) = (\beta_4, \tilde{\alpha}_1)) \end{cases}$$

FIGURE 4.9. Case (6). Mapping $M_I : E_7(a_2) \mapsto E_7$.

(7) Pair $\{E_7(a_3), E_7(a_1)\}$ M_I maps $E_7(a_3)$ -set to $E_7(a_1)$ -set

Mapping:

$$M_I \alpha_4 = \beta_4 = -(\alpha_4 + \beta_3 + \alpha_2 + \beta_1 + \alpha_1)$$

Root systems:

$$S = \{\alpha_4, \beta_3, \alpha_2, \beta_1, \alpha_1\}, \quad \Phi(S) \text{ - root system of type } A_5$$

Minimal roots:

$$\beta_4 \text{ - minimal root in } \Phi(S)$$

Eliminated edges:

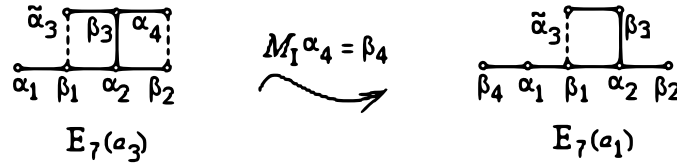
$$\{\alpha_4, \beta_3\}, \quad \{\alpha_4, \beta_2\}$$

Emerging edges:

$$\{\beta_4, \alpha_1\}$$

Checking relations:

$$\begin{cases} \beta_4 \perp \beta_1, \alpha_2, \beta_3 & (\text{Since } \beta_4 \text{ is the minimal root}) \\ \beta_4 \perp \tilde{\alpha}_3, \beta_2 & (\text{Since } \beta_1 + \beta_3 \perp \tilde{\alpha}_3, \text{ and } \alpha_2 + \alpha_4 \perp \beta_2) \\ (\beta_4, \alpha_1) = -1 & (\text{Since } \beta_4 \text{ is the minimal root}) \end{cases}$$

FIGURE 4.10. Case (7). Mapping $M_I : E_7(a_3) \mapsto E_7(a_1)$.(8) Pair $\{E_7(a_4), E_7(a_3)\}$ M_I maps $E_7(a_4)$ -set to $E_7(a_3)$ -set

Mapping:

$$M_I \tilde{\alpha}_1 = \alpha_1 = -(2\beta_1 + \tilde{\alpha}_1 + \alpha_2 + \tilde{\alpha}_3)$$

Root system:

$$S = \{\beta_1, \tilde{\alpha}_1, \alpha_2, \alpha_3\}, \quad \Phi(S) \text{ - root system of type } D_4$$

Minimal root:

$$\alpha_1 \text{ - minimal root in } \Phi(S)$$

Eliminated edges:

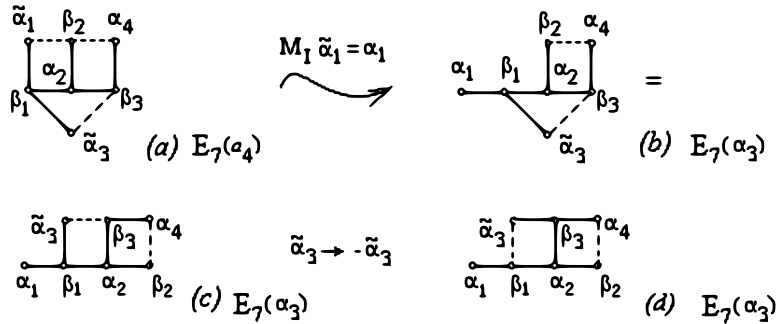
$$\{\tilde{\alpha}_1, \beta_1\}, \quad \{\tilde{\alpha}_1, \beta_2\}$$

Emerging edges:

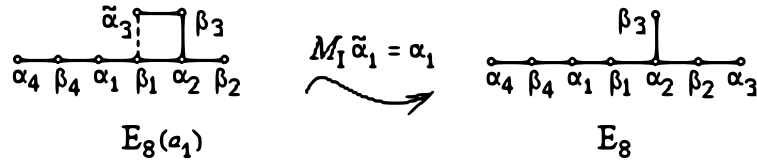
$$\{\alpha_1, \beta_1\}$$

Checking relations:

$$\begin{cases} \alpha_1 \perp \alpha_2, \tilde{\alpha}_3; (\alpha_1, \beta_1) = -1 & (\text{Since } \beta_1 \text{ is the minimal root}) \\ \alpha_1 \perp \beta_3, \beta_2 & (\text{Since } \alpha_2 + \tilde{\alpha}_3 \perp \beta_3 = 0 \text{ and } \tilde{\alpha}_1 + \alpha_2 \perp \beta_2 = 0) \\ \alpha_1 \perp \alpha_4 & (\text{Since } \alpha_4 \perp \tilde{\alpha}_1, \tilde{\alpha}_3, \alpha_2, \beta_1) \end{cases}$$

FIGURE 4.11. Case (8). Mapping $M_I : E_7(a_4) \mapsto E_7(a_3)$ (diagram (c)). Diagrams (c) and (d) are equivalent (by similarity $\tilde{\alpha}_3 \mapsto -\tilde{\alpha}_3$)

<u>(9) Pair $\{E_8(a_1), E_8\}$</u>	M_I maps $E_8(a_1)$ -set to E_8 -set
Mapping:	$M_I \tilde{\alpha}_3 = \alpha_3 = -(\tilde{\alpha}_3 + \beta_3 + \alpha_2 + \beta_2)$
Root system:	$S = \{\tilde{\alpha}_3, \beta_3, \alpha_2, \beta_2\}$ Φ - root system of type A_4
Minimal root:	α_3 - minimal root in Φ
Eliminated edges:	$\{\tilde{\alpha}_3, \beta_3, \}$, $\{\tilde{\alpha}_3, \tilde{\beta}_3\}$
Emerging edge:	$\{\beta_2, \alpha_3\}$
Checking relations:	$\begin{cases} \alpha_3 \perp \alpha_2, \beta_3 & (\text{Since } \alpha_3 \text{ is the minimal root}) \\ \alpha_3 \perp \beta_1 & (\text{Since } \tilde{\alpha}_3 + \alpha_2 \perp \beta_1) \\ \alpha_3 \perp \alpha_1, \alpha_4, \beta_1 & (\text{disconnected}) \\ (\alpha_3, \beta_2) = -1 & (\text{Since } \alpha_3 \text{ is the minimal root}) \end{cases}$

FIGURE 4.12. Case (9). Mapping $M_I : E_8(a_1) \mapsto E_8$.

<u>(10) Pair $\{E_8(a_2), E_8\}$</u>	M_I maps $E_8(a_2)$ -set to E_8 -set
Mapping:	$M_I \tilde{\alpha}_1 = \alpha_1 = -(\tilde{\alpha}_1 + \beta_3 + \alpha_2 + \beta_1)$
Root system:	$S = \{\tilde{\alpha}_1, \beta_3, \alpha_2, \beta_1\}$ Φ - root system of type A_4
Minimal root:	α_1 - minimal root in Φ
Eliminated edges:	$\{\beta_3, \tilde{\alpha}_1\}$, $\{\tilde{\alpha}_1, \beta_4\}$, $\{\tilde{\alpha}_1, \beta_2\}$
Emerging edges:	$\{\alpha_1, \beta_1\}$, $\{\alpha_1, \beta_4\}$
Checking relations:	$\begin{cases} \alpha_1 \perp \alpha_2, \beta_3 & (\text{Since } \alpha_1 \text{ is the minimal root}) \\ \alpha_1 \perp \beta_2 & (\text{Since } \tilde{\alpha}_1 + \alpha_2 \perp \beta_2) \\ \alpha_1 \perp \alpha_4 & (\text{disconnected}) \\ (\alpha_1, \beta_1) = -1 & (\text{Since } \alpha_1 \text{ is the minimal root}) \\ (\beta_4, \alpha_1) = +1 & (\text{Since } (\beta_4, \alpha_1) = -(\beta_4, \tilde{\alpha}_1)) \end{cases}$

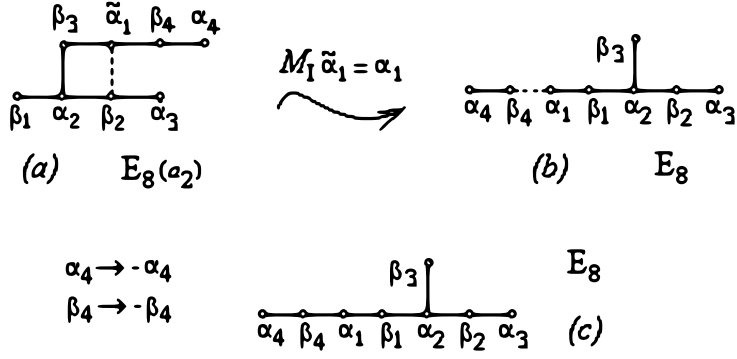


FIGURE 4.13. Case (10). Mapping $M_I : E_8(a_2) \mapsto E_8$ (diagram (b)). Diagrams (b) and (c) are equivalent (by similarity $\alpha_4 \mapsto -\alpha_4$, $\beta_4 \mapsto -\beta_4$)

(11) Pair $\{E_8(a_3), E_8(a_2)\}$

M_I maps $E_8(a_3)$ -set to $E_8(a_2)$ -set

Mapping:

$$M_I \tilde{\alpha}_4 = \alpha_4 = -(3\tilde{\alpha}_1 + 2\beta_2 + 2\beta_3 + 2\beta_4 + \alpha_3 + \tilde{\alpha}_4)$$

Root system:

$$S = \{\tilde{\alpha}_1, \beta_2, \beta_3, \beta_4, \alpha_3, \tilde{\alpha}_4\}$$

Φ - root system of type E_6

Minimal root:

α_4 - minimal root in Φ

Eliminated edges:

$$\{\tilde{\alpha}_4, \beta_3\}$$

Emerging edge:

$$\{\beta_4, \alpha_4\}$$

Checking relations:

$$\begin{cases} \alpha_4 \perp \tilde{\alpha}_1, \alpha_3, \beta_2, \beta_3 & (\text{Since } \alpha_4 \text{ is the minimal root}) \\ \alpha_4 \perp \alpha_2 & (\text{Since } \beta_2 + \beta_3 \perp \alpha_2) \\ \alpha_4 \perp \beta_1 & (\text{disconnected}) \\ (\alpha_4, \beta_4) = -1 & (\text{Since } \alpha_4 \text{ is the minimal root}) \end{cases}$$

The minimal root $M_I \tilde{\alpha}_4 = \alpha_4$ is connected only with β_4 .

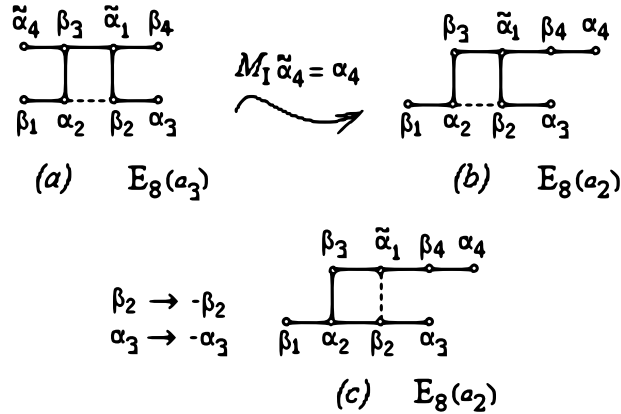


FIGURE 4.14. Case (11). Mapping $M_I : E_8(a_3) \mapsto E_8(a_2)$ (diagram (b)). Diagrams (b) and (c) are equivalent (by similarity $\beta_2 \mapsto -\beta_2$, $\alpha_3 \mapsto -\alpha_3$)

(12) Pair $\{E_8(a_4), E_8(a_1)\}$ M_I maps $E_8(a_4)$ -set to $E_8(a_1)$ -set

Mapping:

$$M_I \tilde{\alpha}_4 = \alpha_4 = -(\tilde{\alpha}_4 + \beta_3 + \alpha_2 + \beta_1 + \alpha_1 + \beta_4)$$

Root systems:

$$S = \{\tilde{\alpha}_4, \beta_3, \alpha_2, \beta_1, \alpha_1, \beta_4\}$$

 $\Phi(S)$ - root system of type A_4

Minimal roots:

 α_4 - minimal root in $\Phi(S)$

Eliminated edges:

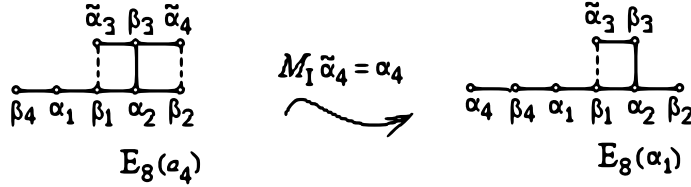
$$\{\tilde{\alpha}_4, \beta_2\}, \quad \{\tilde{\alpha}_4, \beta_3\}$$

Emerging edges:

$$\{\alpha_4, \beta_4\}$$

Checking relations:

$$\begin{cases} \alpha_4 \perp \beta_3, \alpha_2, \beta_1, \alpha_1 & (\text{Since } \alpha_4 \text{ is the minimal root}) \\ \alpha_4 \perp \tilde{\alpha}_3, \beta_2 & (\text{Since } \beta_3 + \beta_1 \perp \tilde{\alpha}_3, \text{ and } \tilde{\alpha}_4 + \alpha_2 \perp \beta_2) \\ (\alpha_4, \beta_4) = -1 & (\text{Since } \alpha_4 \text{ is the minimal root}) \end{cases}$$

FIGURE 4.15. Case (12). Mapping $M_I : E_8(a_4) \mapsto E_8(a_1)$.(13) Pair $\{E_8(a_5), E_8(a_4)\}$ M_I maps $E_8(a_5)$ -set to $E_8(a_4)$ -set

Mapping:

$$M_I \tilde{\beta}_4 = \beta_4 = -(\tilde{\beta}_4 + \tilde{\alpha}_4 + \beta_3 + \alpha_2 + \beta_1 + \alpha_1)$$

Root systems:

$$S = \{\tilde{\beta}_4, \tilde{\alpha}_4, \beta_3, \alpha_2, \beta_1, \alpha_1\}$$

 $\Phi(S)$ - root system of type A_6

Minimal roots:

 β_4 - minimal root in $\Phi(S)$

Eliminated edges:

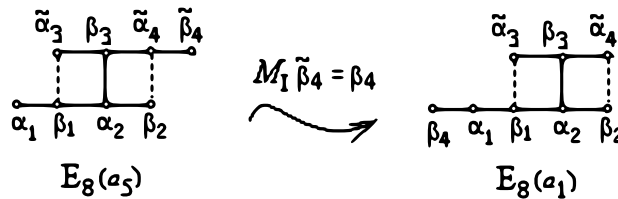
$$\{\tilde{\alpha}_4, \tilde{\beta}_4\}$$

Emerging edges:

$$\{\beta_4, \alpha_1\}$$

Checking relations:

$$\begin{cases} \beta_4 \perp \beta_1, \alpha_2, \beta_3, \tilde{\alpha}_4 & (\text{Since } \beta_4 \text{ is the minimal root}) \\ \beta_4 \perp \tilde{\alpha}_3, \beta_2 & (\text{Since } \beta_3 + \beta_1 \perp \tilde{\alpha}_3 \text{ and } \alpha_2 + \tilde{\alpha}_4 \perp \beta_2) \\ (\beta_4, \alpha_1) = -1 & (\text{Since } \beta_4 \text{ is the minimal root}) \end{cases}$$

FIGURE 4.16. Case (13). Mapping $M_I : E_8(a_5) \mapsto E_8(a_4)$.

(14) Pair $\{E_8(a_6), E_8(a_4)\}$ M_I maps $E_8(a_6)$ -set to $E_8(a_4)$ -set

Mapping:

$$M_I \tilde{\beta}_4 = \beta_4 = -(\tilde{\beta}_4 + 2\alpha_1 + 2\beta_1 + 2\alpha_2 + \beta_2 + \beta_3)$$

Root system:

$$S = \{\tilde{\beta}_4, \alpha_1, \beta_1, \alpha_2, \beta_2, \beta_3\}$$

Φ - root system of type D_6

Minimal roots:

$$\beta_4 \text{ - minimal root in } \Phi$$

Eliminated edges:

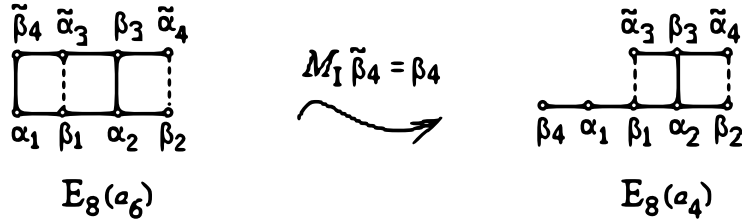
$$\{\tilde{\beta}_4, \tilde{\alpha}_3\}, \quad \{\tilde{\beta}_4, \alpha_1\}$$

Emerging edge:

$$\{\beta_4, \alpha_1\}$$

Checking relations:

$$\left\{ \begin{array}{ll} \beta_4 \perp \beta_1, \alpha_2, \beta_2, \beta_3, \tilde{\beta}_4 & \text{(Since } \beta_4 \text{ is the minimal root)} \\ \beta_4 \perp \tilde{\alpha}_3 & \text{(Since } (\beta_4, \tilde{\alpha}_3) = (\tilde{\beta}_4 + \beta_3 + 2\beta_1, \tilde{\alpha}_3) \\ & = -1 - 1 + 2 = 0) \\ \beta_4 \perp \tilde{\alpha}_4 & \text{(Since } \beta_3 + \beta_2 \perp \alpha_4) \\ (\beta_4, \alpha_1) = -1 & \text{(Since } \beta_4 \text{ is the minimal root)} \end{array} \right.$$

FIGURE 4.17. Case (14). Mapping $M_I : E_8(a_6) \mapsto E_8(a_4)$.(15) Pair $\{E_8(a_7), E_8(a_5)\}$ M_I maps $E_8(a_7)$ -set to $E_8(a_5)$ -set

Mapping:

$$M_I \tilde{\alpha}_1 = \alpha_1 = -(2\beta_1 + \tilde{\alpha}_1 + \alpha_2 + \tilde{\alpha}_3)$$

Root systems:

$$S = \{\beta_1, \tilde{\alpha}_1, \alpha_2, \tilde{\alpha}_3\} \quad \Phi(S) \text{ - root system of type } D_4$$

Minimal roots:

$$\alpha_1 \text{ - minimal root in } \Phi(S)$$

Eliminated edges:

$$\{\tilde{\alpha}_1, \tilde{\beta}_1\}, \quad \{\tilde{\alpha}_1, \beta_2\}$$

Emerging edge:

$$\{\beta_1, \alpha_1\}$$

Checking relations:

$$\left\{ \begin{array}{ll} \alpha_1 \perp \alpha_2, \tilde{\alpha}_3 & \text{(Since } \alpha_1 \text{ is the minimal root)} \\ \alpha_1 \perp \tilde{\beta}_4 & \text{(disconnected)} \\ (\alpha_1, \beta_1) = -1 & \text{(Since } \alpha_1 \text{ is the minimal root)} \\ \alpha_1 \perp \beta_2, \beta_3 & \text{(Since } \alpha_2 + \tilde{\alpha}_1 \perp \beta_2, \text{ and } \\ & \alpha_2 + \tilde{\alpha}_3 \perp \beta_3) \end{array} \right.$$

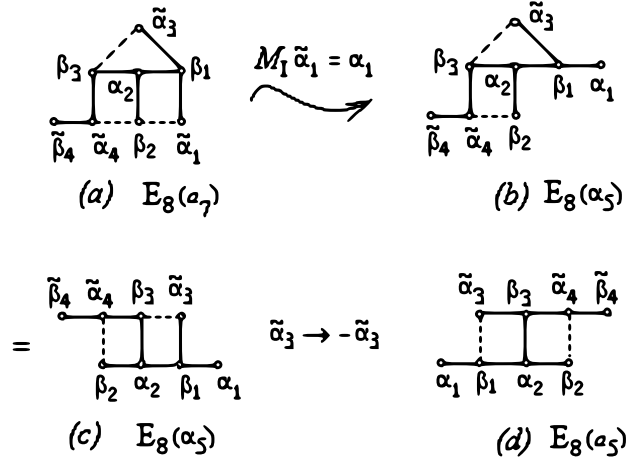


FIGURE 4.18. Case (15). Mapping $M_I : E_8(a_7) \mapsto E_8(a_5)$. Diagrams (c) and (d) are equivalent (by similarity $\tilde{\alpha}_3 \mapsto -\tilde{\alpha}_3$)

(16) Pair $\{E_8(a_8), E_8(a_7)\}$.

M_I maps $E_8(a_8)$ -set to $E_8(a_7)$ -set

Mapping:

$$M_I \beta_4 = \tilde{\beta}_4 = -(2\tilde{\alpha}_4 + \beta_4 + \beta_2 + \beta_3)$$

Root systems:

$S = \{\tilde{\alpha}_4, \beta_4, \beta_2, \beta_3\}$ $\Phi(S)$ - root system of type D_4

Minimal roots:

β_4 - minimal root in $\Phi(S)$

Eliminated edges:

$$\{\beta_4, \tilde{\alpha}_4\}, \quad \{\beta_4, \tilde{\alpha}_1\}, \quad \{\beta_4, \tilde{\alpha}_3\}$$

Emerging edges:

$$\{\tilde{\beta}_4, \tilde{\alpha}_4\}$$

Checking relations:

$$\begin{cases} \tilde{\beta}_4 \perp \beta_2, \beta_3 & (\text{Since } \beta_4 \text{ is the minimal root}) \\ \tilde{\beta}_4 \perp \tilde{\alpha}_1, \tilde{\alpha}_3 & (\text{Since } \tilde{\alpha}_1 \perp \beta_2 + \beta_4 \text{ and } \beta_3 + \beta_4 \perp \tilde{\alpha}_3) \\ (\tilde{\beta}_4, \tilde{\alpha}_1) = -1 & (\text{Since } \beta_4 \text{ is the minimal root}) \end{cases}$$

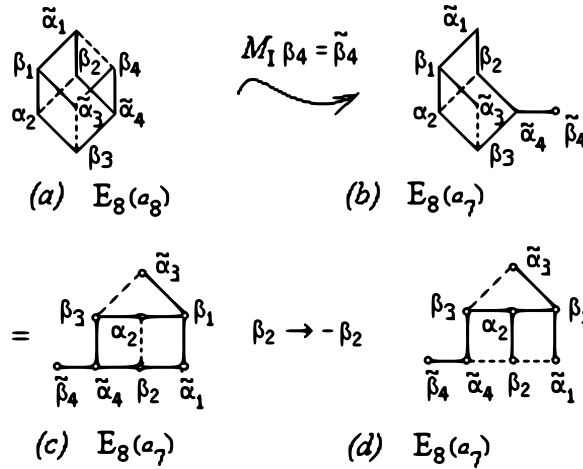


FIGURE 4.19. Case (16). Mapping $M_I : E_8(a_8) \mapsto E_8(a_7)$. Diagrams (c) and (d) are equivalent (by similarity $\beta_2 \mapsto -\beta_2$)

(ii) Let us prove that M_I is involution. There exists a certain root $\tilde{\alpha} \in \tilde{S}$ such that

$$\begin{cases} M_I \tau_i = \tau_i \text{ for all } \tau_i \in \tilde{S}, \tau_i \neq \tilde{\alpha}, \\ M_I \tilde{\alpha} = \alpha = -\tilde{\alpha} + \sum t_i \tau_i, \text{ where sum is taken over all } \tau_i \in \tilde{S}, \tau_i \neq \tilde{\alpha}. \end{cases}$$

The image $M_I \tilde{\alpha} = \alpha$ is the root in S . Then,

$$\begin{aligned} M_I^2 \tilde{\alpha} &= -M \tilde{\alpha} + \sum t_i \tau_i = \tilde{\alpha} - \sum t_i \tau_i + \sum t_i \tau_i = \tilde{\alpha}, \text{ and} \\ M_I^2 \tilde{\alpha} &= M_I \alpha = \tilde{\alpha}. \end{aligned}$$

In other words,

$$M_I : \tilde{\alpha} \mapsto \alpha, \text{ and } M_I : \alpha \mapsto \tilde{\alpha}.$$

□

4.6. Relation of partial Cartan matrices. Consider pairs $\{\tilde{\Gamma}, \Gamma\}$ out of the adjacency list (1.2). The transition matrix M_I maps the $\tilde{\Gamma}$ -basis \tilde{S} to the Γ -basis S :

$$M \tilde{\tau}_i = \tau_i, \text{ where } \tilde{\tau}_i \in \tilde{S}, \tau_i \in S.$$

If the matrix M does not change a certain root $\tilde{\tau}_i$, the designation of this root and the corresponding node is the same for $\tilde{\Gamma}$ -basis and Γ -basis, namely: $M \tau_i = \tau_i$. The transition matrix M relates the partial Cartan matrices B_Γ and $B_{\tilde{\Gamma}}$ as follows:

$${}^t M \cdot B_{\tilde{\Gamma}} \cdot M = B_\Gamma. \quad (4.11)$$

Eq. (4.11) is the relation of partial Cartan matrices B_Γ given in different bases.

4.6.1. *Example:* $\{D_4(a_1), D_4\}$. For the pair $\{D_4(a_1), D_4\}$ (case (1) in Table A.6),

$$M = \begin{bmatrix} 1 & 0 & -1 & 0 \\ 0 & 1 & -1 & 0 \\ 0 & 0 & -1 & 0 \\ 0 & 0 & 0 & 1 \end{bmatrix}, \quad B_{D_4(a_1)} = \begin{bmatrix} 2 & 0 & -1 & -1 \\ 0 & 2 & 1 & -1 \\ -1 & 1 & 2 & 0 \\ -1 & -1 & 0 & 2 \end{bmatrix}.$$

Then,

$${}^t M B_{D_4(a_1)} M = \begin{bmatrix} 2 & -1 & 0 & 0 \\ -1 & 2 & -1 & -1 \\ 0 & -1 & 2 & 0 \\ 0 & -1 & 0 & 2 \end{bmatrix}.$$

The matrix ${}^t M B_{D_4(a_1)} M$ is the Cartan matrix B_{D_4} for Dynkin diagram D_4 .

4.6.2. *Example:* $\{E_6(a_1), E_6\}$. For the pair $\{E_6(a_1), E_6\}$ (case (3) in Table A.7),

$$M = \begin{bmatrix} 1 & 0 & 0 & 0 & 0 & -1 \\ 0 & 1 & 0 & 0 & 0 & 0 \\ 0 & 0 & 1 & 0 & 0 & -1 \\ 0 & 0 & 0 & 1 & 0 & -1 \\ 0 & 0 & 0 & 0 & 1 & 0 \\ 0 & 0 & 0 & 0 & 0 & -1 \end{bmatrix}, \quad B_{E_6(a_1)} = \begin{bmatrix} 2 & 0 & 0 & -1 & 0 & 0 \\ 0 & 2 & 0 & -1 & -1 & 1 \\ 0 & 0 & 2 & -1 & 0 & -1 \\ -1 & -1 & -1 & 2 & 0 & 0 \\ 0 & -1 & 0 & 0 & 2 & 0 \\ 0 & 1 & -1 & 0 & 0 & 2 \end{bmatrix}.$$

$$\text{Then } {}^t M B_{E_6(a_1)} M = \begin{bmatrix} 2 & 0 & 0 & -1 & 0 & -1 \\ 0 & 2 & 0 & -1 & -1 & 0 \\ 0 & 0 & 2 & -1 & 0 & 0 \\ -1 & -1 & -1 & 2 & 0 & 0 \\ 0 & -1 & 0 & 0 & 2 & 0 \\ -1 & 0 & 0 & 0 & 0 & 2 \end{bmatrix}.$$

The matrix ${}^tMB_{E_6(a_1)}M$ is the Cartan matrix B_{E_6} for Dynkin diagram E_6 .

APPENDIX A. TRANSITION MATRICES M_I , CASES (1) - (16)

						(2) $\{D_l(a_k), D_l\}$					
(1) $\{D_4(a_1), D_4\}$						τ_1	τ_2	\dots	τ_{l-1}	β_{k+1}	
α_1	α_2	α_3	α_4			1	0	\dots	0	-1	τ_1
1	0	-1	0	α_1		0	1	\dots	-1	-2	τ_2
0	1	-1	0	α_2		\dots	\dots	\dots	\dots	\dots	\dots
0	0	-1	0	$\widetilde{\alpha}_3$		0	0	\dots	0	-1	τ_{k+1}
0	0	0	1	α_4		0	0	\dots	0	-1	$\overline{\tau}_{k+1}$
						0	0	\dots	0	0	τ_{k+2}
						0	0	\dots	0	0	τ_{l-1}

(3) $\{E_6(a_1), E_6\}$							(4) $\{E_6(a_2), E_6(a_1)\}$						
α_1	α_2	α_3	β_1	β_2	β_3		α_1	α_2	α_3	β_1	β_2	$\widetilde{\beta}_3$	
1	0	0	0	0	-1	α_1	1	0	0	0	0	0	α_1
0	1	0	0	0	0	α_2	0	1	0	0	-1	0	α_2
0	0	1	0	0	-1	α_3	0	0	1	0	-1	0	α_3
0	0	0	1	0	-1	β_1	0	0	0	1	-1	0	β_1
0	0	0	0	1	0	β_2	0	0	0	0	-1	0	$\widetilde{\beta}_2$
0	0	0	0	0	-1	$\widetilde{\beta}_3$	0	0	0	0	0	1	$\widetilde{\beta}_3$

TABLE A.6. Matrices M_I for pairs $\{D_4(a_1), D_4\}$, $\{D_l(a_k), D_l\}$, $\{E_6(a_1), E_6\}$, $\{E_6(a_2), E_6(a_1)\}$

(5) $\{E_7(a_1), E_7\}$								(6) $\{E_7(a_2), E_7\}$							
α_1	α_2	α_3	β_1	β_2	β_3	β_4		α_1	α_2	α_3	β_1	β_2	β_3	β_4	
1	0	0	0	0	0	0	α_1	-1	0	0	0	0	0	0	$\tilde{\alpha}_1$
0	1	-1	0	0	0	0	α_2	-1	1	0	0	0	0	0	α_2
0	0	-1	0	0	0	0	$\tilde{\alpha}_3$	0	0	1	0	0	0	0	α_3
0	0	0	1	0	0	0	β_1	-1	0	0	1	0	0	0	β_1
0	0	-1	0	1	0	0	β_2	0	0	0	0	1	0	0	β_2
0	0	-1	0	0	1	0	β_3	-1	0	0	0	0	1	0	β_3
0	0	0	0	0	0	1	β_4	0	0	0	0	0	0	1	β_4

(7) $\{E_7(a_3), E_7(a_1)\}$								(8) $\{E_7(a_4), E_7(a_3)\}$							
α_1	α_2	$\tilde{\alpha}_3$	β_1	β_2	β_3	β_4		α_1	α_2	$\tilde{\alpha}_3$	α_4	β_1	β_2	β_3	
1	0	0	0	0	0	-1	α_1	-1	0	0	0	0	0	0	$\tilde{\alpha}_1$
0	1	0	0	0	0	-1	α_2	-1	1	0	0	0	0	0	α_2
0	0	1	0	0	0	0	$\tilde{\alpha}_3$	-1	0	1	0	0	0	0	$\tilde{\alpha}_3$
0	0	0	1	0	0	-1	α_4	0	0	0	1	0	0	0	α_4
0	0	0	0	1	0	-1	β_1	-2	0	0	0	1	0	0	β_1
0	0	0	0	0	1	0	β_2	0	0	0	0	0	1	0	β_2
0	0	0	0	0	0	-1	β_3	0	0	0	0	0	0	1	β_3

TABLE A.7. (cont.) Matrices M_I for pairs $\{E_7(a_1), E_7\}$, $\{E_7(a_2), E_7\}$, $\{E_7(a_3), E_7(a_1)\}$, $\{E_7(a_4), E_7(a_3)\}$

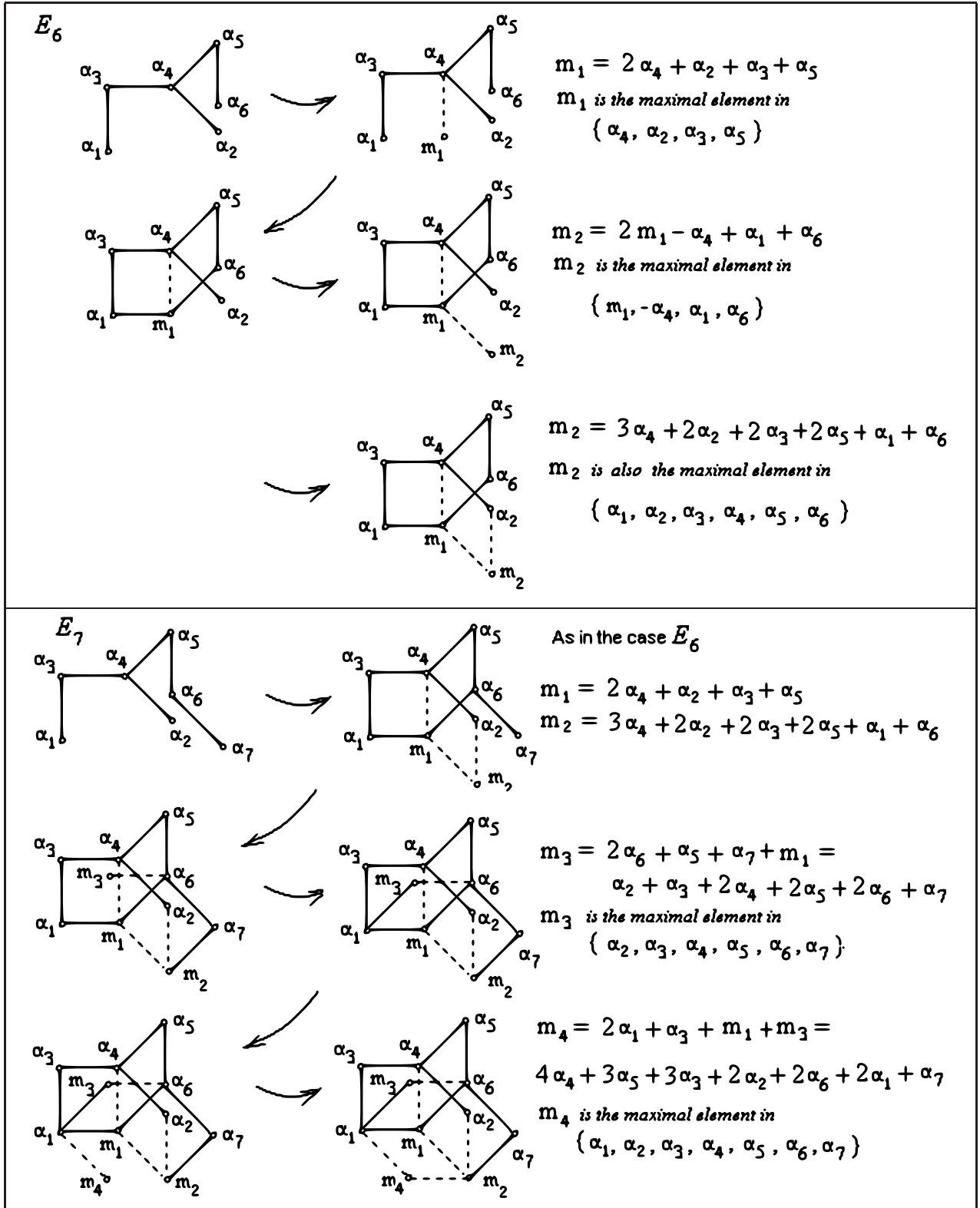
(9) $\{E_8(a_1), E_8\}$								(10) $\{E_8(a_2), E_8\}$							
α_1	α_2	α_3	α_4	β_1	β_2	β_3	β_4	α_1	α_2	α_3	α_4	β_1	β_2	β_3	β_4
1	0	0	0	0	0	0	α_1	-1	0	0	0	0	0	0	$\tilde{\alpha}_1$
0	1	-1	0	0	0	0	α_2	-1	1	0	0	0	0	0	α_2
0	0	-1	0	0	0	0	$\tilde{\alpha}_3$	0	0	1	0	0	0	0	α_3
0	0	0	1	0	0	0	α_4	0	0	0	1	0	0	0	α_4
0	0	0	0	1	0	0	β_1	-1	0	0	0	1	0	0	β_1
0	0	-1	0	0	1	0	β_2	0	0	0	0	0	1	0	β_2
0	0	-1	0	0	0	1	β_3	-1	0	0	0	0	0	1	β_3
0	0	0	0	0	0	0	β_4	0	0	0	0	0	0	0	β_4

TABLE A.8. (cont.) Matrices M_I for pairs $\{E_8(a_1), E_8\}$, $\{E_8(a_2), E_8\}$

(11) $\{E_8(a_3), E_8(a_2)\}$									(12) $\{E_8(a_4), E_8(a_1)\}$								
$\tilde{\alpha}_1$	α_2	α_3	α_4	β_1	β_2	β_3	β_4		α_1	α_2	$\tilde{\alpha}_3$	α_4	β_1	β_2	β_3	β_4	
1	0	0	-3	0	0	0	0	$\tilde{\alpha}_1$	1	0	0	-1	0	0	0	0	α_1
0	1	0	0	0	0	0	0	α_2	0	1	0	-1	0	0	0	0	α_2
0	0	1	-1	0	0	0	0	α_3	0	0	1	0	0	0	0	0	$\tilde{\alpha}_3$
0	0	0	-1	0	0	0	0	$\tilde{\alpha}_4$	0	0	0	-1	0	0	0	0	$\tilde{\alpha}_4$
0	0	0	0	1	0	0	0	β_1	0	0	0	-1	1	0	0	0	β_1
0	0	0	-1	0	1	0	0	β_2	0	0	0	0	0	1	0	0	β_2
0	0	0	-1	0	0	1	0	β_3	0	0	0	-1	0	0	1	0	β_3
0	0	0	-1	0	0	0	1	β_4	0	0	0	-1	0	0	0	1	β_4
(13) $\{E_8(a_5), E_8(a_4)\}$									(14) $\{E_8(a_6), E_8(a_4)\}$								
α_1	α_2	$\tilde{\alpha}_3$	$\tilde{\alpha}_4$	β_1	β_2	β_3	β_4		α_1	α_2	$\tilde{\alpha}_3$	$\tilde{\alpha}_4$	β_1	β_2	β_3	β_4	
1	0	0	0	0	0	0	-1	α_1	1	0	0	0	0	0	0	-2	α_1
0	1	0	0	0	0	0	-1	α_2	0	1	0	0	0	0	0	-2	α_2
0	0	1	0	0	0	0	0	$\tilde{\alpha}_3$	0	0	1	0	0	0	0	0	$\tilde{\alpha}_3$
0	0	0	1	0	0	0	-1	$\tilde{\alpha}_4$	0	0	0	1	0	0	0	0	$\tilde{\alpha}_4$
0	0	0	0	1	0	0	-1	β_1	0	0	0	0	1	0	0	-2	β_1
0	0	0	0	0	1	0	0	β_2	0	0	0	0	0	1	0	-1	β_2
0	0	0	0	0	0	1	-1	β_3	0	0	0	0	0	0	1	-1	β_3
0	0	0	0	0	0	0	-1	$\tilde{\beta}_4$	0	0	0	0	0	0	0	-1	$\tilde{\beta}_4$
(15) $\{E_8(a_7), E_8(a_5)\}$									(16) $\{E_8(a_8), E_8(a_7)\}$								
α_1	α_2	$\tilde{\alpha}_3$	$\tilde{\alpha}_4$	β_1	β_2	β_3	$\tilde{\beta}_4$		$\tilde{\alpha}_1$	α_2	$\tilde{\alpha}_3$	$\tilde{\alpha}_4$	β_1	β_2	β_3	$\tilde{\beta}_4$	
-1	0	0	0	0	0	0	0	$\tilde{\alpha}_1$	1	0	0	0	0	0	0	0	$\tilde{\alpha}_1$
-1	1	0	0	0	0	0	0	α_2	0	1	0	0	0	0	0	0	α_2
-1	0	1	0	0	0	0	0	$\tilde{\alpha}_3$	0	0	1	0	0	0	0	0	$\tilde{\alpha}_3$
0	0	0	1	0	0	0	0	$\tilde{\alpha}_4$	0	0	0	1	0	0	0	-2	$\tilde{\alpha}_4$
-2	0	0	0	1	0	0	0	β_1	0	0	0	0	1	0	0	0	β_1
0	0	0	0	0	1	0	0	β_2	0	0	0	0	0	1	0	-1	β_2
0	0	0	0	0	0	1	0	β_3	0	0	0	0	0	0	1	-1	β_3
0	0	0	0	0	0	0	1	$\tilde{\beta}_4$	0	0	0	0	0	0	0	-1	β_4

TABLE A.9. (cont.) Transition matrices M_I for pairs $\{E_8(a_3), E_8(a_2)\}$, $\{E_8(a_4), E_8(a_1)\}$, $\{E_8(a_5), E_8(a_4)\}$, $\{E_8(a_6), E_8(a_4)\}$, $\{E_8(a_7), E_8(a_5)\}$, $\{E_8(a_8), E_8(a_7)\}$

APPENDIX B. DYNKIN-MINCENO COMPLETION PROCEDURE

TABLE B.10. Extra nodes for signed enhanced Dynkin diagrams $\Delta(E_6)$ and $\Delta(E_7)$

APPENDIX C. DISCUSSION

C.1. Conjectures regarding the Dynkin-Minchenko completion procedure. The numerical relation in Observation 1.1 motivates to the following assumption:

Conjecture C.1. There is a correspondence between Carter diagrams (with cycles) and extra nodes in the Dynkin-Minchenko completion procedure.

One more conjecture on relationship between enhanced Dynkin diagrams and Carter diagrams is as follows:

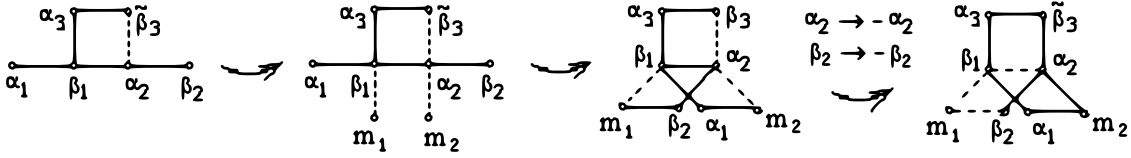
Conjecture C.2. If $\{\tilde{\Gamma}, \Gamma\}$ is homogeneous pair of Carter diagrams, then the signed enhanced Dynkin diagrams associated with $\tilde{\Gamma}$ and Γ coincide up to similarities.

$$\Delta(\tilde{\Gamma}) = \Delta(\Gamma).$$

Remark C.3. Conjecture C.2 is verified for the Carter diagrams $E_6(a_1)$ and $E_6(a_2)$:

Case $E_6(a_1)$. Extra nodes m_1 and m_2 are as follows:

$$m_1 = 2\beta_1 + \alpha_1 + \alpha_2 + \alpha_3, \quad m_2 = 2\alpha_2 + \beta_1 + \beta_2 - \beta_3.$$

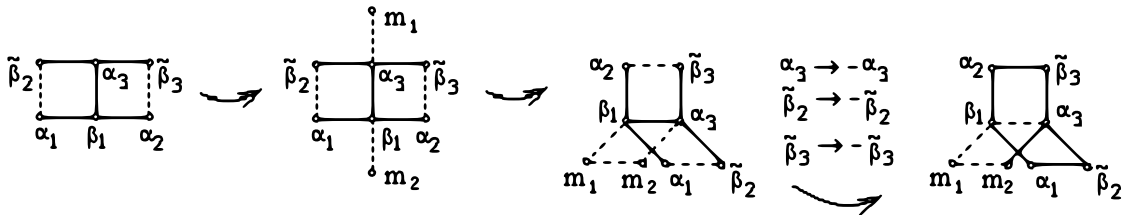


Orthogonality relations are as follows:

$$\begin{aligned} m_1 &\perp \alpha_1, \alpha_2, \alpha_3, \tilde{\beta}_3, & (m_1, \beta_2) &= (\alpha_2, \beta_2) = -1, \\ (m_1, m_2) &= (m_1, \beta_1 + \beta_2) = 1 - 1 = 0, \end{aligned}$$

Case $E_6(a_2)$. Here, extra nodes m_1 and m_2 are as follows:

$$m_1 = 2\alpha_3 + \tilde{\beta}_3 + \tilde{\beta}_2 + \beta_1, \quad m_2 = 2\beta_1 + \alpha_1 + \alpha_2 + \alpha_3.$$



Orthogonality relations:

$$m_1 \perp \tilde{\beta}_3, \tilde{\beta}_2, \beta_1, \alpha_1, \alpha_2, \quad (m_1, m_2) = (m_1, \alpha_3) = 1.$$

□

Further, according to Vavilov-Mingui, see [VM21, Theorem 1],

$$E_7(a_i) \subset \Delta(E_7) \text{ and } E_8(a_i) \subset \Delta(E_8), \quad 1 \leq i \leq 8,$$

therefore

$$\Delta(E_7(a_i)) \subset \Delta(E_7) \text{ and } \Delta(E_8(a_i)) \subset \Delta(E_8).$$

Thus, to prove Conjecture C.2, it suffices to check only the reverse inclusions:

$$E_7 \subset \Delta(E_7(a_i)) \text{ and } E_8 \subset \Delta(E_8(a_i)).$$

C.2. Adjacency, complexity and eigenvalues. Let us define the *complexity* of the Carter diagram as $Nc + Ke$, where N is the number of cycles, and K is the number of endpoints, such that the number of cycles takes precedence over the number of endpoints. Consider Carter diagrams in Table C.11. Carter diagrams, located side by side in the table are the pairs from the adjacency list, see section 1.5. The Carter diagrams from the adjacency list can be transformed to each other using the *transition matrix* M_I constructed in Theorem 4.1, see section 4.2.1.

Carter diagram	$E_8(a_8)$	$E_8(a_7)$	$E_8(a_5)$	$E_8(a_4)$	$E_8(a_1)$	E_8	$E_8(a_2)$	$E_8(a_3)$
Complexity	$6c$	$3c + 1e$	$2c + 2e$	$2c + 1e$	$1c + 2e$	$3e$	$1c + 3e$	$4e$
Max Eigenvalue	3.73	3.93	3.956	3.969	3.982	3.989	3.975	3.93

TABLE C.11. Complexity $Nc + Ke$.

Observation C.4. The Carter diagrams in Table C.11 are arranged in ascending order (from left to right) of the *maximal eigenvalues* of the partial Cartan matrices, and in descending order (also from left to right) of the *complexity* parameter.

C.3. C. M. Ringel: Invariants with value 2, 4, 8. In the survey article [Rin16], C. M. Ringel provided several notes regarding representations of Dynkin quivers. As Ringel writes: “*they shed some new light on properties of Dynkin and Euclidean quivers*”. The following is Ringel’s 2 – 4 – 8 assertion regarding Dynkin quivers E_n , $n = 6, 7, 8$.

Let $\bar{\Gamma}$ be the extended Dynkin diagram (=Euclidean quiver) for the Dynkin diagram Γ . If $\bar{\Gamma}$ is constructed from Γ by adding the new edge to the vertex y of Γ , then y is said to be the exceptional vertex. For the Dynkin quivers E_n , $n = 6, 7, 8$, let x be the neighbor of y and $\Gamma' = \Gamma \setminus \{y\}$, see Table C.12.

Γ	E_6	E_7	E_8
Γ'	A_5	D_6	E_7
n	2	4	8

TABLE C.12. Ringel 2 – 4 – 8 assertion

Let $P'(x)$ (resp. $I'(x)$) be the indecomposable projective (resp. injective) representation of Γ' corresponding to vertex x . Let τ' be the Auslander-Reiten translation in the category of finite-dimensional representations $\text{rep}(\Gamma)$. Then $P'(x)$ and $I'(x)$ belong to the same τ' -orbit and there is the following 2 – 4 – 8 assertion: .

$$P'(x) = (\tau')^n I'(x),$$

where n is the *Ringel invariant* given in the Table C.12, see [Rin16, Part 3].

C.4. B. Rosenfeld: Isometry groups of the projective planes. J. Baez in [Ba01] points out another connection between the invariants 2, 4, 8 and the diagrams E_6 , E_7 and E_8 . This connection was discovered by Rosenfeld, see [Ro97]: “... Boris Rosenfeld had the remarkable idea ... that the exceptional Lie groups E_6 , E_7 and E_8 may be considered as the isometry groups of the projective planes over the following 3 algebras, respectively:”

- the bioctonions $\mathbb{C} \otimes \mathbb{O}$,
- the quateroctonions $\mathbb{H} \otimes \mathbb{O}$,
- the octooctonions $\mathbb{O} \otimes \mathbb{O}$.

Any real finite-dimensional division algebra over the reals must be only one of these: \mathbb{R} , \mathbb{C} , \mathbb{H} , \mathbb{O} . The real numbers \mathbb{R} , complex numbers \mathbb{C} , the quaternions \mathbb{H} , and the octonions \mathbb{O} are division algebras of dimensions, respectively: 1, 2, 4, or 8.

REFERENCES

- [Ba01] J. Baez *The Magic Square*, <https://math.ucr.edu/home/baez/octonions/node16.html>, (2001)
- [Bon83] K. Bongartz *Algebras and Quadratic Forms*, J. of London Math. Soc. (2), 28 (1983), 461–469.
- [Bo02] N. Bourbaki, *Lie groups and Lie algebras. Chapters 4,5,6*, Translated from the 1968 French original by Andrew Pressley. Elements of Mathematics (Berlin). Springer-Verlag, Berlin, 2002. xii+300 pp.
- [Br75] S. Brenner, *Quivers with commutativity conditions and some phenomenology of forms*, Lecture Notes in Math. m 488, Representations of Algebras, Proceedings of the International Conference, Ottawa (1974), 29–54.
- [GN02] V. A. Gritsenko, V. V. Nikulin, *On the classification of Lorentzian Kac-Moody algebras*, Russian Math. Surveys 57 (2002), no. 5, 921–979.
- [GR92] P. Gabriel, A. V. Roiter, *Representations of Finite-Dimensional Algebras*, Algebra VIII, Encyclopaedia Math. Sci., vol. 73, Springer, Berlin, 1992, pp. 1–177.
- [Ca72] R. W. Carter, *Conjugacy classes in the Weyl group*, Compositio Math. 25 (1972), 1–59
- [CCLL10] D. Chapovalov, M. Chapovalov, A. Lebedev, D. Leites, *The classification of almost affine (hyperbolic) Lie superalgebras*, J. Nonlinear Math. Phys. 17 (2010), suppl. 1, 103–161.
- [DM10] E. B. Dynkin, A. N. Minchenko, *Enhanced Dynkin diagrams and Weyl orbits*, Transformation Groups, (2010), vol. 15, no. 4, 813–841.
- [Hum90] J. E. Humphreys, *Reflection Groups and Coxeter groups*, Cambridge University Press, Cambridge, (1990).
- [Kac80] V. Kac, *Infinite root systems, representations of graphs and invariant theory*, Invent. Math. 56 (1980), no. 1, 57–92.
- [Kon13] S.E.Konstein, R. Stekolshchik, *Klein operator and the Number of independent Traces and Supertraces on the Superalgebra of Observables of Rational Calogero Model based on the Root System*, J. of Nonlinear Math. Phys., 20 (2013), no. 2, 295–308.
- [KT13] S.E. Konstein, I.V. Tyutin, *Traces on the Algebra of Observables of the Rational Calogero Model Based on the Root System*, J. of Nonlinear Math. Phys., 20 (2013), no. 2, 271–294.
- [KVZ00] S.E.Konstein, M.A.Vasiliev, V.N.Zaikin, *Conformal higher spin currents in any dimension and AdS/CFT correspondence*, J. High Energy Phys., vol. 2000 (2000), no. 12, 1–11.
- [MS07] J. McKee, C. Smyth, *Integer symmetric matrices having all their eigenvalues in the interval $[-2, 2]$* , J. Algebra 317 (2007), no. 1, 260–290.
- [MuS22] R. Mulas, Z. Stanicm, *Star complements for ± 2 in signed graphs*, Special Matrices, (2022) 10, 258–266.
- [Rin16] C. M. Ringel, *Representation theory of Dynkin quivers. Three contributions*, Front. Math. China (2016), 11 (4) 765–814.
- [Ro97] B. Rosenfeld, *Geometry of Lie Groups*, Mathematics and Its Applications, 393, (1997), 416 p.
- [Sim10] D. Simson, *Integral bilinear forms, Coxeter transformations and Coxeter polynomials of finite posets*, Linear Algebra Appl. 433, (2010), 699–717.
- [St08] R. Stekolshchik, *Notes on Coxeter Transformations and the McKay Correspondence*, Springer Monographs in Mathematics, (2008), XX, 240 p.
- [St14] R. Stekolshchik, *Classification of linkage systems*, arXiv:1406.3049v2 (2014).
- [St17] R. Stekolshchik, *Equivalence of Carter diagrams*, Algebra and Discrete Mathematics, vol. 23, (2017) no. 1, 138–179.
- [VM21] N. Vavilov, V. Migrin, *Enhanced Dynkin diagrams done right*, Zap. Nauchn. Sem. POMI, v.500 (2021), 11–29.
- [VM21a] N. Vavilov, V. Migrin, *Exceptional Uniform Polytopes of the E_6 , E_7 and E_8 Symmetry Types*, Conference Polynomial Computer Algebra, St. Petersburg (2021).