

Contrastive Learning of Sociopragmatic Meaning in Social Media

Chiyu Zhang Muhammad Abdul-Mageed Ganesh Jawahar

Deep Learning and Natural Language Processing Group

The University of British Columbia

chiyuzh@mail.ubc.ca, muhammad.mageed@ubc.ca, ganeshjwhr@gmail.com

Abstract

Recent progress in representation and contrastive learning in NLP has not widely considered the class of *sociopragmatic meaning* (i.e., meaning in interaction within different language communities). To bridge this gap, we propose a novel framework for learning task-agnostic representations transferable to a wide range of sociopragmatic tasks (e.g., emotion, hate speech, humor, sarcasm). Our framework outperforms other contrastive learning frameworks for both in-domain and out-of-domain data, across both the general and few-shot settings. For example, compared to two popular pre-trained language models, our method obtains an improvement of 11.66 average F_1 on 16 datasets when fine-tuned on only 20 training samples per dataset.

1 Introduction

Meaning emerging through human interaction such as on social media is deeply contextualized. It extends beyond referential meaning of utterances to involve both information about language users and their identity (the domain of *sociolinguistics* (Tagliamonte, 2015)) as well as the communication goals of these users (the domain of *pragmatics* (Thomas, 2014)). From a sociolinguistics perspective, a message can be expressed in various linguistic forms, depending on user background. For example, someone might say ‘let’s watch the soccer game’, but they can also call the game ‘football’. In real world, the game is the same thing. While the two expressions are different ways of saying the same thing (Labov, 1972), they do carry information about the user such as their region (i.e., where they could be coming from). From a pragmatics perspective, the meaning of an utterance depends on its interactive context. For example, while the utterance ‘it’s really hot here’ (said in a physical meeting) could be a polite way of asking someone to open the window, it could mean ‘it’s

not a good idea for you to visit at this time’ (said in a phone conversation discussing travel plans). We refer to this type of socially embedded, interactive expression as *sociopragmatic meaning*.

While sociopragmatic meaning is an established concept in linguistics (Leech, 1983), NLP work still lags behind. This issue is starting to be acknowledged in the NLP community (Nguyen et al., 2021), however, and there has been calls to include social aspects in *representation learning* of language (Bisk et al., 2020; Hovy, 2018). Arguably, pre-trained language models (PLMs) such as BERT (Devlin et al., 2019) learn representations relevant to sociopragmatic tasks. While this is true to some extent, PLMs are usually pre-trained on standard forms of language (e.g. BookCorpus) and hence miss (i) *variation* in language use among different language communities (social aspects of meaning) in (ii) *interactive* settings (pragmatic aspects). In spite of recent efforts to rectify some of these limitations by pre-training models such as BERTweet on casual language (Nguyen et al., 2020), it is not clear whether the masked language modeling objective employed in PLMs is sufficient for capturing the rich representations needed for sociopragmatics.

Another issue with PLMs is that sequence-level embeddings based on these models suffer from the *anisotropy* problem (Ethayarajh, 2019; Li et al., 2020). That is, these representations tend to occupy a narrow cone on the multidimensional space. This makes it hard for effectively teasing apart sequences belonging to different classes without use of large amounts of labeled data. Work on *contrastive learning* (CL) has targeted this issue of anisotropy by attempting to bring semantic representations of instances of a given class (e.g., *positive pairs* of the same objects in images or same topics in text) closer and representations of negative class(es) instances farther away (Liu et al., 2021a; Gao et al., 2021). A particularly effective type of

contrastive learning is supervised CL (Khosla et al., 2020), but it (i) requires labeled data (ii) for each downstream task. Again, acquiring labeled data is expensive and resulting models are task-specific (i.e., cannot be generalized to all sociopragmatic tasks).

In this work, our goal is to *learn effective representations for sociopragmatic meaning from social data without a need for labels*. To achieve this goal, we introduce a novel framework situated in contrastive learning that we call **InfoDCL**. The framework enhances quality of sequence-level representations for a wide range of sociopragmatic tasks. For example, we apply our model on tasks such as emotion recognition (Mohammad et al., 2018), irony detection (Ptáček et al., 2014), hate speech identification (Waseem and Hovy, 2016), and stance identification (Mohammad et al., 2016). Our proposed framework leverages sociopragmatic signals such as emojis or hashtags naturally occurring in social media, treating these as surrogate labels. Since surrogate labels are abundant (e.g., hashtags on images or videos), our method can be extended beyond language.

We evaluate representations by our proposed framework on 24 sociopragmatic datasets and compare against an extensive set of competitive frameworks (11 baselines). Our proposed framework outperforms all baselines on 14 (out of 16) in-domain tasks and seven (out of eight) out-of-domain tasks (Section 5). Our framework is also *language-agnostic*, as demonstrated on several tasks from three languages other than English (Section E.3). In addition, our framework is *strikingly successful in few-shot learning*: it consistently outperforms our baselines by a large margin for different percentages of training data (Section 5). We further perform ablation studies to understand sources of improvement in our proposed framework and qualitative studies on the quality of learned representations. Our major contributions are as follows: (1) We introduce InfoDCL, a novel framework that exploits surrogate labels, which are abundant especially in social media language, image, and video. (2) Our framework outperforms several competitive methods on a wide range of sociopragmatic tasks (both *in-domain* and *out-of-domain*, across *general* and *few-shot* settings). (3) Our framework is language-independent, as demonstrated by its utility on various tasks on four languages. (4) We offer an extensive number of ablation studies

that show the contribution of each component in our framework, as well as qualitative analyses that demonstrate superiority of representation from our models. We now overview related work.

2 Related Work

Our work combines advances in representation learning and contrastive learning. **Representation learning.** PLMs encode discrete language symbols into a continuous representation space. Since BERT is pre-trained on standard text that is not ideal for social media, Nguyen et al. (2020) propose BERTweet, a model pre-trained on tweets. Previous studies (Felbo et al., 2017; Chen et al., 2018; Corazza et al., 2020) have also utilized distant supervision (e.g., use of emoji) to obtain better representations for a limited number of tasks. Our work differs in that we make use of distant supervision *in the context of contrastive learning* to acquire rich representations *suited to the whole class of sociopragmatic tasks*. In addition, our methods excel not only in the full data setting but also for *few-shot learning*.

Contrastive learning. There has been a flurry of recent contrastive learning frameworks introducing self-supervised (Giorgi et al., 2021; Liu et al., 2021a; Gao et al., 2021), semi-supervised (Yu et al., 2021), weakly-supervised (Zheng et al., 2021), and strongly supervised (Gunel et al., 2021; Suresh and Ong, 2021; Gao et al., 2021) learning objectives. These frameworks differ across a number of dimensions that we summarize in Table 4 in Appendix A. Although effective, existing supervised contrastive learning (SCL) frameworks (Gao et al., 2021; Khosla et al., 2020; Gunel et al., 2021; Suresh and Ong, 2021) suffer from **two major drawbacks**. The **first drawback** is SCL’s dependence on task-specific labeled data (which is required to identify positive samples in a batch). Recently, Zheng et al. (2021) introduced a *weakly-supervised contrastive learning* (WCL) objective for computer vision, which generates a similarity-based l -nearest neighbor graph in each batch and assigns weak labels for samples of the batch (thus clustering vertices in the graph). It is not clear, however, how much an WCL method with augmentations akin to language would fare for NLP. We propose a framework that does not require model-derived weak labels, which outperforms a clustering-based WCL approach. The **second drawback** with SCL is related to how negative

samples are treated. Gao et al. (2021); Khosla et al. (2020); Gunel et al. (2021) treat all the negatives equally, which is sub-optimal since confusable negatives should be more informative. Suresh and Ong (2021) attempt to rectify this by introducing a *label-aware contrastive loss* (LCL) where they feed the anchor sample to a task-specific model and assign higher weights to confusable negatives based on this model’s confidence on the class corresponding to the negative sample. LCL, however, is both **narrow** and **costly**. It is narrow since it exploits *task-specific* labels. We fix this by employing surrogate labels generalizable to *all* sociopragmatic tasks. In addition, LCL is costly since it requires an auxiliary task-specific model to be trained with the main model. Again, we fix this issue by introducing a *light* LCL framework (**LCL-LiT**) where we use our main model, rather than an auxiliary model, to derive the weight vector w_i from our main model through an additional loss (i.e., weighting is performed end-to-end in our main model). Also, LCL **only considers instance-level information** to capture relationships between different classes. In comparison, we introduce a novel corpus-aware contrastive loss that overcomes this limitation.

3 Proposed Framework

Our goal is to learn rich and diverse representations suited for a wide host of downstream sociopragmatic tasks. To this end, we introduce our novel **InfoDCL** method. InfoDCL is a *distantly supervised contrastive learning* (DCL) framework that exploits surrogate labels as a proxy for gold labels and incorporates corpus-level information to capture inter-class relationships, as Figure 1 shows.

3.1 Contrastive Losses

The goal of contrastive learning is to learn efficient representations by pulling samples from the same class together and pushing samples from other classes apart (Hadsell et al., 2006). We will formalize the framework now. Let C denote the set of class labels. Let $D = \{(x_i, y_i)\}_{i=1}^m$ denote a randomly sampled mini-batch of size m , where x_i and $y_i \in C$ denote a sample and its label respectively. Many contrastive learning frameworks construct the similar (*a.k.a.*, positive) sample (x_{m+i}) for an anchor sample (x_i) by applying a data augmentation technique (\mathcal{T}) such as back-translation (Fang and Xie, 2020), token masking (Liu et al., 2021a), and dropout

masking (Gao et al., 2021) on the anchor sample (x_i). Let $B = \{(x_i, y_i)\}_{i=1}^{2m}$ denote the augmented mini-batch, where $x_{m+i} = \mathcal{T}(x_i)$ and $y_{m+i} = y_i$ ($i = \{1, \dots, \frac{m}{2}\}$).

Self-supervised Contrastive Loss. We consider $|C| = N$, where N is the total number of training samples. Hence, the representation of the anchor sample x_i is pulled closer to that of its augmented (positive) sample x_{m+i} and pushed away from the representations of all the other $2m - 2$ (negative) samples in the mini-batch. The semantic representation $h_i \in \mathbb{R}^d$ for each sample x_i is computed by an encoder, Φ , where $h_i = \Phi(x_i)$. Chen et al. (2017) calculate the contrastive loss in a batch as follows:

$$\mathcal{L}_{SSCL} = \sum_{i=1}^{2m} -\log \frac{e^{\text{sim}(h_i, h_{m+i})/\tau}}{\sum_{a=1}^{2m} \mathbb{1}_{[a \neq i]} e^{\text{sim}(h_i, h_a)/\tau}}, \quad (1)$$

where $\tau \in \mathbb{R}^+$ is a scalar temperature parameter, and $\text{sim}(h_i, h_j)$ is the cosine similarity $\frac{h_i^\top h_j}{\|h_i\| \cdot \|h_j\|}$.

Supervised Contrastive Loss. The contrastive loss in Eq. 1 is unable to handle the case of multiple samples belonging to the same class when utilizing a supervised dataset ($|C| < N$). Positive samples in SCL (Khosla et al., 2020) is a set composed of not only the augmented sample but also the samples belonging to the same class as x_i . The positive samples of x_i are denoted by $P_i = \{\rho \in B : y_\rho = y_i \wedge \rho \neq i\}$, and $|P_i|$ is its cardinality. The SCL is formulated as:

$$\mathcal{L}_{SCL} = \sum_{i=1}^{2m} \frac{-1}{|P_i|} \sum_{p \in P_i} \log \frac{e^{\text{sim}(h_i, h_p)/\tau}}{\sum_{a=1}^{2m} \mathbb{1}_{[a \neq i]} e^{\text{sim}(h_i, h_a)/\tau}}, \quad (2)$$

In our novel framework, we make use of SCL but employ surrogate labels instead of gold labels to construct the positive set.

3.2 Label-Aware Contrastive Loss

Suresh and Ong (2021) extend the SCL objective to capture relations between negative samples. They hypothesize that not all negatives are equally difficult for positive samples and that the more confusable negatives should be emphasized in the loss. Hence, they propose LCL, which introduces a weight w_{i,y_a} to indicate the confusability of class label y_a w.r.t anchor x_i :

$$\mathcal{L}_{LCL} = \sum_{i=1}^{2m} \frac{-1}{|P_i|} \sum_{p \in P_i} \log \frac{w_{i,y_i} \cdot e^{\text{sim}(h_i, h_p)/\tau}}{\sum_{a=1}^{2m} \mathbb{1}_{[a \neq i]} w_{i,y_a} \cdot e^{\text{sim}(h_i, h_a)/\tau}}. \quad (3)$$

The weight vector $w_i \in \mathbb{R}^{|C|}$ comes from the class-specific probabilities (or confidence score)

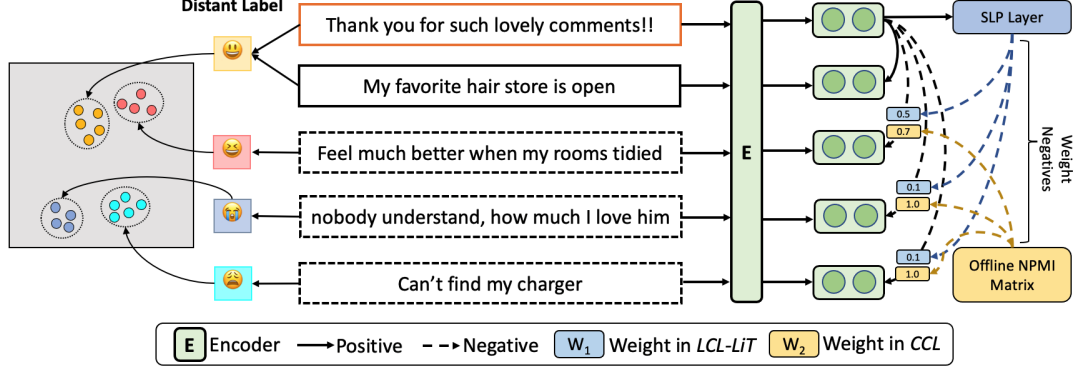


Figure 1: Illustration of our proposed InfoDCL framework. We exploit distant labels (i.e., emojis) to supervise two contrastive losses, $\mathcal{L}_{LCL-LiT}$ and \mathcal{L}_{CCL} . Sequence-level representations from our model should keep the cluster of each class distinguishable as well as preserve semantic relationships between classes. Note that weights of CCL shown in this illustration are values of $1 - \max(0, npmi)$.

outputted by an auxiliary task-specific supervised model after consuming the anchor x_i . LCL assumes that the highly confusable classes w.r.t anchor receive higher confidence scores, while the lesser confusable classes w.r.t anchor receive lower confidence scores. As stated earlier, limitations of LCL include (i) its dependence on gold annotations, (ii) its inability to generalize to all sociopragmatic tasks due to its use of task-specific labels (from downstream tasks), and (iii) its ignoring of corpus-level information. As explained in Section 2, we fix all these issues.

3.3 Corpus-Aware Contrastive Loss

In spite of the utility of existing contrastive methods for sequence representation, a uniformity-tolerance dilemma has been identified by Wang and Liu (2021): pursuing excessive uniformity makes a model intolerant to semantically similar samples, thereby breaking its underlying semantic structure (and hence causing harm to downstream performance). We now propose a new contrastive learning method that relies on distant supervision to obtain pseudo-labels for all sociopragmatic meaning and incorporates corpus-level information to capture inter-class relationships, while preserving the underlying semantic structure. Our method proves useful across all downstream tasks. Since we have a large number of fine-grained classes (i.e., our surrogate labels), we assume that each class is not equally distant from all other classes. For example, the class ‘😊’ shares similar semantics with the class ‘😄’, but is largely distant to the class ‘😞’. This motivates our distantly supervised contrastive loss as a way to exploit the nuanced knowledge pro-

vided by our large number of surrogate labels. We hypothesize that inter-emoji relationships as in the example above can benefit many of our sociopragmatic downstream tasks (e.g., emotion detection, irony, humor).

Concretely, our proposed framework exploits a simple yet effective corpus-level measure based on PMI to extract relations between emojis from a large amount of unlabeled tweets.¹ The PMI method is cheap to compute as it requires neither labeled data nor model training: PMI is based only on the co-occurrence of emoji pairs. We hypothesize that PMI scores of emoji pairs could provide globally useful semantic relations between emojis. Our proposed CCL based on PMI can be formulated as:

$$\mathcal{L}_{CCL} = \sum_{i=1}^{2m} \frac{-1}{|P_i|} \sum_{p \in P_i} \log \frac{e^{sim(h_i, h_p)/\tau}}{\sum_{a=1}^{2m} \mathbb{1}_{[a \neq i]} w_{y_i, y_a} \cdot e^{sim(h_i, h_a)/\tau}}, \quad (4)$$

where the weight $w_{y_i, y_a} = 1 - \max(0, npmi(y_i, y_a))$, and $npmi(y_i, y_a) \in [-1, 1]$ is normalized point-wise mutual information (Bouma, 2009) between y_a and y_i .²

3.4 Overall Objective

To steer the encoder to learn representations that recognize corpus-level inter-class relations while distinguishing between sample classes, we combine our \mathcal{L}_{CCL} and \mathcal{L}_{LCL} .³ The resulting

¹We experiment with a relatively sophisticated approach that learns class embeddings to capture the inter-class relations in Section F.1 in Appendix, but find it to be sub-optimal.

²Equation for NPMI is in Appendix B.1.

³Note that \mathcal{L}_{LCL} operates over surrogate labels rather than task-specific downstream labels as in (Suresh and Ong, 2021), thereby allowing us to learn broad sociopragmatic

loss, which we collectively refer to as *distantly-supervised contrastive loss* \mathcal{L}_{DCL} is given by:

$$\mathcal{L}_{DCL} = \gamma \mathcal{L}_{LCL} + (1 - \gamma) \mathcal{L}_{CCL}, \quad (5)$$

where $\gamma \in [0, 1]$ is a hyper-parameter that controls the relative importance of each of the contrastive losses. Our results show that a model trained with \mathcal{L}_{DCL} can achieve sizeable improvements over baselines (Table 1). For a more enhanced representation, our proposed framework also exploits a *surrogate label prediction* (SLP) objective \mathcal{L}_{SLP} where the encoder Φ is jointly optimized for the emoji prediction task using cross entropy loss. Our employment of an SLP objective now allows us to weight the negatives in \mathcal{L}_{LCL} using classification probabilities from our main model rather than training an additional weighting model, another divergence from Suresh and Ong (2021). This new LCL framework is our **LCL-LiT** (for *light* LCL), giving us a lighter DCL loss that we call **DCL-LiT**:

$$\mathcal{L}_{DCL-LiT} = \gamma \mathcal{L}_{LCL-LiT} + (1 - \gamma) \mathcal{L}_{CCL}. \quad (6)$$

Our sharing strategy where a single model is trained end-to-end on an overall objective incorporating negative class weighting should also improve our model efficiency (e.g., training speed, energy efficiency). Our ablation study in Section 6 confirms that using the main model as the weighing network is effective for overall performance. To mitigate effect of any catastrophic forgetting of token-level knowledge, the proposed framework includes an MLM objective defined by \mathcal{L}_{MLM} .⁴ The *overall objective function of the proposed InfoDCL framework* can be given by:

$$\begin{aligned} \mathcal{L}_{InfoDCL} = & \lambda_1 \mathcal{L}_{MLM} + \lambda_2 \mathcal{L}_{SLP} \\ & + (1 - \lambda_1 - \lambda_2) \mathcal{L}_{DCL-LiT}, \end{aligned} \quad (7)$$

where λ_1 and λ_2 are the loss scaling factors. We also employ a mechanism for randomly re-pairing an anchor with a new positive sample at the beginning of each epoch. We describe this epoch-wise repairing in Appendix B.4.

4 Experiments

4.1 Data for Representation Learning

In this paper, we exploit emojis as surrogate labels for our proposed framework. We randomly extract

representations.

⁴The Equations of \mathcal{L}_{SLP} and \mathcal{L}_{MLM} are listed in Appendix B.2 and B.3, respectively.

350M English tweets⁵ each with at least one emoji from a larger in-house dataset (collected between 2014 and 2020). We appropriately pre-process the tweets and only keep ones with a unique type of emoji (following Felbo et al. (2017); Barbieri et al. (2018); Bamman and Smith (2015)) with one emoji at the end. We exclude emojis occurring less than 200 times, which gives us a set of 1,067 emojis in 32M tweets. We call this dataset TweetEmoji-EN and split it into a training set (31M) and a validation set (1M). In addition, we acquire representation learning data for (1) our experiments on three additional languages (i.e., Arabic, Italian, and Spanish) and to (2) investigate of the utility of hashtags as surrogate labels. More information about all our representation learning data is in Appendix C.1.

4.2 Evaluation Data and Splits

In-Domain Data. We collect 16 *English language* Twitter datasets representing eight different sociopragmatic meaning tasks. These are (1) crisis awareness, (2) emotion recognition, (3) hateful and offensive language detection, (4) humor identification, (5) irony and sarcasm detection, (6) irony type identification, (7) sentiment analysis, and (8) stance detection. We also evaluate our framework on nine Twitter datasets, three from each of *Arabic, Italian, and Spanish*. More information about our English and multilingual datasets is in Appendix C.2. We

Out-of-Domain Data. We were able to identify eight datasets of sociopragmatic meaning involving emotion, sarcasm, and sentiment derived from outside the Twitter domain (e.g., data created by psychologists, debate fora, Reddit posts, YouTube comments, movie reviews). We provide more information about these datasets in Appendix C.2. **Pre-Processing and Data Splits.** We lightly normalize these evaluation datasets by replacing user mentions and hyperlinks with ‘USER’ and ‘URL’. For datasets without Dev splits, we use 10% of the respective training samples as Dev. For datasets originally used in cross-validation, we randomly split into 80% Train, 10% Dev, and 10% Test. Table 5 in Appendix C describes our evaluation datasets, including the percentages of samples with emojis.

4.3 Implementation and Baselines

For experiments on English, we initialize our model with the pre-trained English RoBERTa_{Base}⁶ (Liu et al., 2019) from Hug-

⁵Language identification is from Twitter metadata.

⁶For short, we refer to the official released English RoBERTa_{Base} as RoBERTa in the rest of the paper.

gingface’s Transformers (Wolf et al., 2020) library. For multi-lingual experiments (reported in Appendix E.3), we use the pre-trained XLM-RoBERTa_{Base} model (Conneau et al., 2020) as our initial checkpoint. More details about these two models are in Appendix E.3. We fine-tune pre-trained models on each downstream task for *five times with different random seeds and report the averaged model performance*. Our main metric is macro-averaged F_1 score. To evaluate the overall ability of a model, we also report an aggregated metric that averages over the 16 Twitter datasets, eight out-of-domain tasks, and the nine multi-lingual Twitter datasets. **NPMI Weighting Matrix.** We randomly sample 150M tweets from our original 350M Twitter dataset, each with at least one emoji. We extract all emojis in each tweet and count the frequencies of emojis as well as co-occurrences between emojis. To avoid noisy relatedness from low frequency pairs, we filter out emoji pairs (y_i, y_a) whose co-occurrences are less than 20 times. We employ Eq. 8 (Appendix B.1) to calculate NPMI for each emoji pair. **Baselines.** We compare our methods to 11 baselines, as described in Appendix D.2.

5 Main Results

Table 1 shows our main results. We refer to our models trained with \mathcal{L}_{DCL} (Formula 5) and $\mathcal{L}_{InfoDCL}$ (Formula 7) in Table 1 as DCL and InfoDCL, respectively. We compare our models to 11 baselines on the 16 Twitter datasets and eight out-of-domain datasets. **In-Domain Results.** InfoDCL outperforms Baseline (1) on each of the 16 in-domain datasets, with 1.93 average F_1 improvement. Similarly, our InfoDCL method outperforms all other baselines on average and achieves better performance on almost all individual datasets for both in-domain and out-of-domain tasks. InfoDCL also outperforms both the MLM and surrogate label prediction (SLP) methods with 1.19 and 0.46 average F_1 scores, respectively. Our proposed method is thus able to learn more effective representations for sociopragmatic. We observe that both Mirror-BERT and SimCSE negatively impact downstream task performance, suggesting that while the excessive uniformity they result in is useful for semantic similarity tasks (Gao et al., 2021; Liu et al., 2021a), it hurts downstream sociopragmatic meaning prediction. We observe that our proposed variant of SimCSE, SimCSE-Distant, achieves sizable improvements over both Mirror-

BERT and SimCSE-Self (3.20 and 4.49 average F_1 , respectively). This further shows the effectiveness of the distantly supervised objective we propose. SimCSE-Distant, however, cannot surpass our proposed InfoDCL method on average F_1 on the 16 tasks (in spite of acquiring best performance on two tasks). InfoDCL outperforms Mirror-BERT, SimCSE-Self, and SimCSE-Distant with 3.56, 4.85, and 0.36 average F_1 , respectively. We also note that InfoDCL outperforms SCL, LCL, and WCL with 2.05, 1.87, and 1.90 average F_1 , respectively. Although our simplified model, i.e., DCL, underperforms InfoDCL with 0.20 average F_1 , it outperforms all the baselines. Overall, our proposed methods (DCL and InfoDCL) obtain best performance in 14 out of 16 tasks, and InfoDCL acquires the best average F_1 . We further investigate the relation between model performance and emoji presence, finding that our proposed approach not only improves tasks involving high amounts of emoji content (e.g., the test set of Emo_{Moham} has 23.43% tweets containing emojis) but also those without any emoji content (e.g., Hate_{Dav}).⁷ Compared to the original BERTweet, the BERTweet we continue training with our method obtains an average improvement of 0.77 F_1 (outperforms it on 14 individual tasks). The results demonstrate that our method is able to enhance the domain-specific LM as well.

Out-of-Domain Results. InfoDCL achieves an average improvement of 1.01 F_1 ($F_1 = 75.54$) over the eight out-of-domain datasets compared to Baseline (1), as Table 1 shows. Our DCL and InfoDCL models also surpass all baselines on average, achieving highest on seven out of eight datasets. We notice the degradation of BERTweet when we evaluate on the out-of-domain data. However, training BERTweet with our InfoDCL method is still able to produce an average improvement of 0.42 F_1 scores over the original BERTweet.

Additional Results. Beyond Emojis. To show the generalizability of our proposed method to other surrogate labels beyond emojis, we train DCL and InfoDCL with hashtags and observe comparable gains. Due to space limitations, we offer our results with hashtag surrogate labels in Section E.4 in the Appendix. **Comparisons to Individual SoTAs.** We compare our methods on each dataset to the task-specific SoTA model on that dataset, acquir-

⁷Statistics of emoji presence of each downstream task is shown in Table 5 in the Appendix.

| | Task | RB | MLM | E-MLM | SLP | Mir-B | Sim-S | Sim-D | SCL | LCL | WCL | DCL | Ours-R | BTw | Ours-B |
|---------------|-------------|-------|-------|--------------|-------|-------|-------|--------------|-------|-------|-------|--------------|--------------|--------------|--------------|
| In-Domain | CrisisOlea | 95.87 | 95.81 | 95.91 | 95.89 | 95.79 | 95.71 | 95.94 | 95.88 | 95.87 | 95.83 | 95.92 | 96.01 | 95.76 | 95.84 |
| | EmoMoham | 78.76 | 79.68 | 80.79 | 81.25 | 78.27 | 77.00 | 81.05 | 78.79 | 77.66 | 77.65 | 80.54 | 81.34 | 80.23 | 81.96 |
| | HateWas | 57.01 | 56.87 | 56.65 | 57.05 | 57.09 | 56.70 | 57.13 | 56.94 | 56.96 | 57.19 | 57.14 | 57.30 | 57.32 | 57.65 |
| | HateDav | 76.04 | 77.55 | 77.79 | 75.70 | 75.88 | 74.40 | 77.15 | 77.20 | 75.90 | 76.87 | 76.79 | 77.29 | 76.93 | 77.94 |
| | HateBas | 47.85 | 52.56 | 52.33 | 52.58 | 45.49 | 46.81 | 52.32 | 48.24 | 48.93 | 50.68 | 52.17 | 52.84 | 53.62 | 53.95 |
| | HumorMea | 93.28 | 93.62 | 93.73 | 93.31 | 93.37 | 91.55 | 93.42 | 92.82 | 93.00 | 92.45 | 94.13 | 93.75 | 94.43 | 94.04 |
| | IronyHee-A | 72.87 | 74.15 | 75.94 | 76.89 | 70.62 | 66.40 | 75.36 | 73.58 | 73.86 | 71.24 | 77.15 | 76.31 | 77.03 | 78.72 |
| | IronyHee-B | 53.20 | 52.87 | 55.85 | 56.38 | 49.60 | 46.26 | 54.06 | 50.68 | 53.63 | 52.80 | 57.48 | 57.22 | 56.73 | 59.15 |
| | OffenseZamp | 79.93 | 80.75 | 80.72 | 80.07 | 78.79 | 77.28 | 80.80 | 79.96 | 80.75 | 79.48 | 79.94 | 81.21 | 79.35 | 79.83 |
| | SarcRiloff | 73.71 | 74.87 | 77.34 | 77.97 | 66.60 | 64.41 | 80.27 | 73.92 | 74.82 | 73.68 | 79.26 | 78.31 | 78.76 | 80.52 |
| | SarcPaceck | 95.99 | 95.87 | 96.02 | 95.89 | 95.62 | 95.27 | 96.07 | 95.89 | 95.62 | 95.72 | 96.13 | 96.10 | 96.40 | 96.67 |
| | SarcRajad | 85.21 | 86.19 | 86.38 | 86.89 | 84.31 | 84.06 | 87.20 | 85.18 | 84.74 | 85.89 | 87.45 | 87.00 | 87.13 | 87.20 |
| | SarcBam | 79.79 | 80.48 | 80.66 | 81.08 | 79.02 | 77.58 | 81.40 | 79.32 | 79.62 | 79.53 | 81.31 | 81.49 | 81.76 | 83.20 |
| | Sentirosen | 89.55 | 89.69 | 90.41 | 91.03 | 85.87 | 84.54 | 90.64 | 89.82 | 89.79 | 89.69 | 90.65 | 91.59 | 89.53 | 90.41 |
| | SentiThel | 71.41 | 71.31 | 71.50 | 71.79 | 71.23 | 70.11 | 71.68 | 70.57 | 70.10 | 71.30 | 71.73 | 71.87 | 71.64 | 71.98 |
| | StanceMoham | 69.44 | 69.47 | 70.50 | 69.54 | 66.23 | 64.96 | 70.48 | 69.14 | 69.55 | 70.33 | 69.74 | 71.13 | 68.33 | 68.22 |
| | Average | 76.24 | 76.98 | 77.66 | 77.71 | 74.61 | 73.32 | 77.81 | 76.12 | 76.30 | 76.27 | 77.97 | 78.17 | 77.81 | 78.58 |
| Out-of-Domain | EmotionWall | 66.51 | 66.02 | 67.89 | 67.28 | 62.33 | 59.59 | 67.68 | 66.56 | 67.55 | 63.99 | 68.36 | 68.41 | 64.48 | 65.61 |
| | EmotionDem | 56.59 | 56.77 | 56.80 | 56.67 | 57.13 | 56.69 | 55.27 | 54.14 | 56.82 | 55.61 | 57.43 | 57.28 | 53.33 | 54.99 |
| | SarcWalk | 67.50 | 66.16 | 67.42 | 68.78 | 63.95 | 59.39 | 65.04 | 66.98 | 66.93 | 65.46 | 67.39 | 68.45 | 67.27 | 67.30 |
| | SarcOra | 76.92 | 76.34 | 77.10 | 77.25 | 75.57 | 74.68 | 77.12 | 76.94 | 75.99 | 76.95 | 77.76 | 77.41 | 77.33 | 76.88 |
| | Senti-MR | 89.00 | 89.67 | 89.97 | 89.58 | 88.66 | 87.81 | 89.09 | 89.14 | 89.33 | 89.47 | 89.15 | 89.43 | 87.94 | 88.21 |
| | Senti-YT | 90.22 | 91.33 | 91.22 | 91.98 | 88.63 | 85.27 | 92.23 | 90.29 | 89.82 | 91.07 | 92.26 | 91.98 | 92.25 | 92.41 |
| | SST-5 | 54.96 | 55.83 | 56.15 | 55.94 | 54.18 | 52.84 | 55.09 | 55.33 | 54.28 | 55.30 | 56.00 | 56.37 | 55.74 | 55.93 |
| | SST-2 | 94.57 | 94.33 | 94.39 | 94.51 | 93.97 | 91.49 | 94.29 | 94.50 | 94.24 | 94.61 | 94.64 | 94.98 | 93.32 | 93.73 |
| | Average | 74.53 | 74.55 | 75.12 | 75.25 | 73.05 | 70.97 | 74.48 | 74.24 | 74.37 | 74.06 | 75.37 | 75.54 | 73.96 | 74.38 |

Table 1: Fine-tuning results on our 24 social media datasets (average macro- F_1 over five runs). **RB**: Fine-tuning on original pre-trained RoBERTa (Liu et al., 2019); **MLM**: Further pre-training RoBERTa with MLM objective; **E-MLM**: Emoji-based MLM (Corazza et al., 2020); **SLP**: Surrogate label prediction; **Mir-B**: Mirror-BERT (Liu et al., 2021a); **Sim-S**: SimCSE-Self (Gao et al., 2021); **Sim-D**: (Ours) SimCSE-Distant trained with distantly supervised positive pairs with SSCL loss; **SCL**: Supervised contrastive loss (Khosla et al., 2020); **LCL**: label-aware contrastive loss (Suresh and Ong, 2021); **BTw**: BERTweet (Nguyen et al., 2020); **DCL**: (Ours) Trained with \mathcal{L}_{DCL} only (without MLM and SLP objectives); **WCL**: Weakly-supervised contrastive learning (Zheng et al., 2021); **Ours-R** and **Ours-B**: continue training RoBERTa and BERTweet, respectively, with our proposed InfoDCL method.

ing strong performance on the majority of these. Our results are in Table 8 in Appendix Section E.1. **Beyond Sociopragmatics.** Although the main objective of our proposed framework is to improve model representation for sociopragmatic meaning, we evaluate our methods on two topic classification tasks and a sentence evaluation benchmark (SentEval, 15 datasets). This allows us to show both strengths of our method (where it improves beyond sociopragmatic tasks) as well as its limitations (e.g., on a task such as textual semantic similarity). More information about these evaluation datasets is in Appendix C.2 and our results are in Sections E.5 and E.6 in Appendix.

Few-Shot Learning with InfoDCL. Since InfoDCL exploits an extensive set of cues, allowing it to capture a broad range of fine-grained concepts, we hypothesize it will be particularly effective in few-shot learning. We hence fine-tune both InfoDCL and our strongest three baselines with varying amounts of downstream data.⁸ As Table 2 shows, for in-domain tasks, with only 20 and 100 training samples per task, our InfoDCL-RoBERTa strikingly improves 11.66 and 17.52

points over the RoBERTa baseline, respectively. Similarly, InfoDCL-RoBERTa is 13.88 and 17.39 over RoBERTa with 20 and 100 training samples over RoBERTa for out-of-domain tasks. These gains also persist when we compare our method to all other strong baselines, including as we increase data sample size, as Table 2 shows. This demonstrates that our proposed method remarkably alleviates the challenge of labelled data scarcity even under severely few-shot settings.⁹

| | N | 20 | 100 | 500 | 1000 |
|-------------------------|---|--------------|--------------|--------------|--------------|
| In-Domain | | | | | |
| RoBERTa | | 35.22 | 41.92 | 70.06 | 72.20 |
| BERTweet | | 39.14 | 38.23 | 68.35 | 73.50 |
| Ours (SimCSE-Distant) | | 44.99 | 54.06 | 71.56 | 73.39 |
| Ours (DCL) | | 46.60 | 58.31 | 72.00 | 73.86 |
| Ours (InfoDCL-RoBERTa) | | 46.88 | 59.44 | 72.72 | 74.47 |
| Ours (InfoDCL-BERTweet) | | 45.29 | 52.64 | 71.31 | 74.03 |
| Out-of-Domain | | | | | |
| RoBERTa | | 27.07 | 41.12 | 69.26 | 71.42 |
| BERTweet | | 30.89 | 39.40 | 62.52 | 68.22 |
| Ours (SimCSE-Distant) | | 39.02 | 53.95 | 66.85 | 70.50 |
| Ours (DCL) | | 42.19 | 56.62 | 68.22 | 71.21 |
| Ours (InfoDCL-RoBERTa) | | 40.96 | 58.51 | 69.36 | 71.92 |
| Ours (InfoDCL-BERTweet) | | 38.72 | 48.87 | 65.64 | 69.25 |

Table 2: Few-shot results in average F_1 on downstream tasks with $N = 20, 100, 500, 1000$ labelled samples.

⁸Data splits for our few-shot experiments are in Appendix C.

⁹We offer additional few-shot results in Appendix E.2.

6 Ablation Studies and Analyses

Ablation Studies. In this section, we investigate the effectiveness of each of the ingredients of our proposed framework. To facilitate the training, we randomly extract 5M samples from our TweetEmoji-EN dataset for our ablation experiments. We evaluate on the 16 Twitter benchmark datasets with the same hyper-parameters we identify in Section D.3 and report *an average of five runs with different random seeds*. Table 3 presents our aggregated F_1 scores. As Table 3 shows, our InfoDCL outperforms all other settings, which indicates that *all* the components in our model are necessary. The results show that the most important ingredient in our model is the emoji surrogate label prediction (SLP) objective, which results in 1.13 drop of average F_1 score when removed. We also train an additional network to produce the weight vector, w_i , in LCL loss as Suresh and Ong (2021) proposed instead of using our own main model to assign this weight vector end-to-end. We observe a drop of 0.66 averaged F_1 with the additional model, showing the superiority of our end-to-end approach (which is also less computational costly). Our epoch-wise re-pairing (EpW-RP) strategy is also valuable, as removing it results in a drop of 0.59 average F_1 . We believe EpW-RP helps regularize our model as we dynamically re-pair an anchor with a new positive pair for each training epoch. Our results also show that our proposed CCL is as effective as LCL. Removing either of these results in ~ 0.55 average F_1 drop. We surprisingly find that the model is relatively less impacted (i.e., $\sim 0.38 F_1$ drop) when we remove both CCL and LCL, which implies that use of vanilla SCL loss along with other model ingredients partially complement both of these combined. We also adapt a simple self-augmentation method introduced by Liu et al. (2021a) to our distant supervision setting: given an anchor x_i , we acquire a positive set $\{x_i, x_{m+i}, x_{2m+i}, x_{3m+i}\}$ where x_{m+i} is a sample with the same emoji as the anchor, x_{2m+i} is an augmented version (applying dropout and masking) of x_i , and x_{3m+i} is an augmented version of x_{m+i} . As Table 3 shows, this InfoDCL+Self-Aug method does not help our model (0.10 F_1 drop). Finally, we investigate further issues as to how to handle surrogate labels in our models. We provide this analysis in Appendix F.1.

Qualitative Analysis. To further illustrate the effectiveness of the representation learned by our In-

| Model | Avg F_1 | Diff |
|------------------------------|-----------|-------|
| InfoDCL | 77.70 | - |
| wo LCL | 77.14 | -0.56 |
| wo CCL | 77.15 | -0.55 |
| wo LCL & CCL | 77.32 | -0.38 |
| wo SLP | 76.58 | -1.13 |
| wo MLM | 77.45 | -0.25 |
| wo SLP & MLM (DCL) | 77.46 | -0.24 |
| wo EpW-RP | 77.12 | -0.59 |
| w additional weighting model | 77.04 | -0.66 |
| InfoDCL+Self-Aug | 77.60 | -0.10 |

Table 3: Result of ablation studies (average macro- F_1 across 16 Twitter tasks). Models trained on 5M tweets, hence results are different from counterparts in Table 1.

foDCL framework, we compare a t-SNE (Van der Maaten and Hinton, 2008) visualization of it to that of two strong baselines on two downstream tasks.¹⁰ From Fig 2, we can observe that our model has clearly learned to cluster the samples with similar semantics and separate semantically different clusters before fine-tuning on the gold downstream samples, for both in-domain and out-of-domain tasks. We provide more details about how we obtain the t-SNE vitalization and provide another visualization study in Appendix F.2.

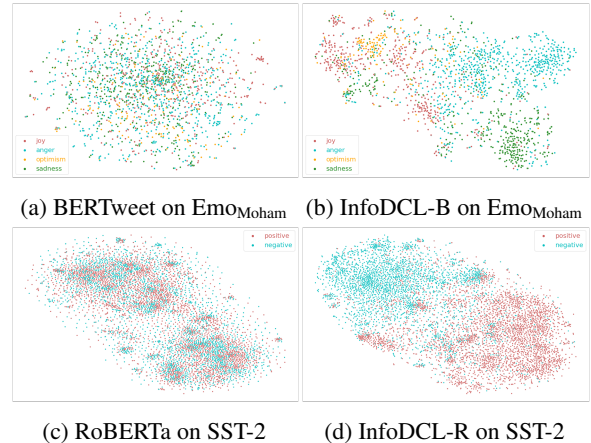


Figure 2: t-SNE plots of the learned embeddings on Dev and Test sets of two downstream tasks. **InfoDCL-B**: InfoDCL-BERTweet, **InfoDCL-R**: InfoDCL-RoBERTa. Our representations clearly help separate the classes.

Uniformity-Tolerance Dilemma. Following Wang and Liu (2021), we investigate uniformity and tolerance of our models using our Dev data.¹¹ As Figure 3 shows, unlike other models, our proposed DCL and InfoDCL methods make a balance between uniformity and tolerance (which works best for sociopragmatic meaning).

¹⁰Note that we use our model representation *without* downstream fine-tuning.

¹¹For details see Section G in Appendix.

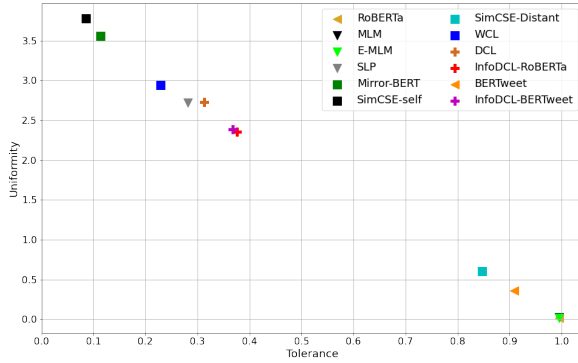


Figure 3: Uniformity and tolerance (higher is better).

7 Conclusion and Limitations

We proposed InfoDCL, a novel method for adapt PLMs to sociopragmatic meaning exploiting surrogate labels in a contrastive learning framework. We demonstrated effectiveness of our method on 16 in-domain and eight out-of-domain datasets and nine non-English datasets. Our method outperforms 11 strong baselines and exhibits strikingly powerful performance in few-shot learning. One limitation of our work is that distant labels may not be available in every application domain. Another limitation is that our method does not always work on tasks outside sociopragmatic meaning (although it exhibits promising performance on some such tasks). Future work can consider extending our method to tasks involving image and video where surrogate labels are abundant.

Acknowledgements

We gratefully acknowledge support from the Natural Sciences and Engineering Research Council of Canada (NSERC; RGPIN-2018-04267), the Social Sciences and Humanities Research Council of Canada (SSHRC; 435-2018-0576; 895-2020-1004; 895-2021-1008), Canadian Foundation for Innovation (CFI; 37771), Compute Canada (CC),¹² and UBC ARC-Sockeye.¹³ Any opinions, conclusions or recommendations expressed in this material are those of the author(s) and do not necessarily reflect the views of NSERC, SSHRC, CFI, CC, or UBC ARC-Sockeye.

References

Muhammad Abdul-Mageed, Chiyu Zhang, Azadeh Hashemi, and El Moatez Billah Nagoudi. 2020.

¹²<https://www.computecanada.ca>

¹³<https://arc.ubc.ca/ubc-arc-sockeye>

AraNet: A deep learning toolkit for Arabic social media. In *Proceedings of the 4th Workshop on Open-Source Arabic Corpora and Processing Tools, with a Shared Task on Offensive Language Detection*, pages 16–23, Marseille, France. European Language Resource Association.

Eneko Agirre, Carmen Banea, Claire Cardie, Daniel M. Cer, Mona T. Diab, Aitor Gonzalez-Agirre, Weiwei Guo, Iñigo Lopez-Gazpio, Montse Maritxalar, Rada Mihalcea, German Rigau, Larraitz Uria, and Janyce Wiebe. 2015. **Semeval-2015 task 2: Semantic textual similarity, english, spanish and pilot on interpretability.** In *Proceedings of the 9th International Workshop on Semantic Evaluation, SemEval@NAACL-HLT 2015, Denver, Colorado, USA, June 4-5, 2015*, pages 252–263. The Association for Computer Linguistics.

Eneko Agirre, Carmen Banea, Claire Cardie, Daniel M. Cer, Mona T. Diab, Aitor Gonzalez-Agirre, Weiwei Guo, Rada Mihalcea, German Rigau, and Janyce Wiebe. 2014. **Semeval-2014 task 10: Multilingual semantic textual similarity.** In *Proceedings of the 8th International Workshop on Semantic Evaluation, SemEval@COLING 2014, Dublin, Ireland, August 23-24, 2014*, pages 81–91. The Association for Computer Linguistics.

Eneko Agirre, Daniel M. Cer, Mona T. Diab, and Aitor Gonzalez-Agirre. 2012. **Semeval-2012 task 6: A pilot on semantic textual similarity.** In *Proceedings of the 6th International Workshop on Semantic Evaluation, SemEval@NAACL-HLT 2012, Montréal, Canada, June 7-8, 2012*, pages 385–393. The Association for Computer Linguistics.

Eneko Agirre, Daniel M. Cer, Mona T. Diab, Aitor Gonzalez-Agirre, and Weiwei Guo. 2013. ***sem 2013 shared task: Semantic textual similarity.** In *Proceedings of the Second Joint Conference on Lexical and Computational Semantics, *SEM 2013, June 13-14, 2013, Atlanta, Georgia, USA*, pages 32–43. Association for Computational Linguistics.

Eneko Agirre, Aitor Gonzalez-Agirre, Iñigo Lopez-Gazpio, Montse Maritxalar, German Rigau, and Larraitz Uria. 2016. **Semeval-2016 task 2: Interpretable semantic textual similarity.** In *Proceedings of the 10th International Workshop on Semantic Evaluation, SemEval@NAACL-HLT 2016, San Diego, CA, USA, June 16-17, 2016*, pages 512–524. The Association for Computer Linguistics.

David Bamman and Noah A. Smith. 2015. **Contextualized sarcasm detection on twitter.** In *Proceedings of the Ninth International Conference on Web and Social Media, ICWSM 2015, University of Oxford, Oxford, UK, May 26-29, 2015*, pages 574–577. AAAI Press.

Francesco Barbieri, José Camacho-Collados, Luis Espinosa Anke, and Leonardo Neves. 2020. **TweetEval: Unified benchmark and comparative evaluation for tweet classification.** In *Findings of the Association for Computational Linguistics: EMNLP*

- 2020, *Online Event, 16-20 November 2020*, volume EMNLP 2020 of *Findings of ACL*, pages 1644–1650. Association for Computational Linguistics.
- Francesco Barbieri, José Camacho-Collados, Francesco Ronzano, Luis Espinosa Anke, Miguel Ballesteros, Valerio Basile, Viviana Patti, and Horacio Saggion. 2018. [Semeval 2018 task 2: Multilingual emoji prediction](#). In *Proceedings of The 12th International Workshop on Semantic Evaluation, SemEval@NAACL-HLT 2018, New Orleans, Louisiana, USA, June 5-6, 2018*, pages 24–33. Association for Computational Linguistics.
- Valerio Basile, Cristina Bosco, Elisabetta Fersini, Debora Nozza, Viviana Patti, Francisco Manuel Rangel Pardo, Paolo Rosso, and Manuela Sanguinetti. 2019. [SemEval-2019 task 5: Multilingual detection of hate speech against immigrants and women in Twitter](#). In *Proceedings of the 13th International Workshop on Semantic Evaluation, SemEval@NAACL-HLT 2019, Minneapolis, MN, USA, June 6-7, 2019*, pages 54–63. Association for Computational Linguistics.
- Federico Bianchi, Debora Nozza, and Dirk Hovy. 2021. [FEEL-IT: emotion and sentiment classification for the italian language](#). In *Proceedings of the Eleventh Workshop on Computational Approaches to Subjectivity, Sentiment and Social Media Analysis, WASSA@EACL 2021, Online, April 19, 2021*, pages 76–83. Association for Computational Linguistics.
- Yonatan Bisk, Ari Holtzman, Jesse Thomason, Jacob Andreas, Yoshua Bengio, Joyce Chai, Mirella Lapata, Angeliki Lazaridou, Jonathan May, Aleksandr Nisnevich, et al. 2020. Experience grounds language. In *Proceedings of the 2020 Conference on Empirical Methods in Natural Language Processing (EMNLP)*, pages 8718–8735.
- Cristina Bosco, Felice Dell’Orletta, Fabio Poletto, Manuela Sanguinetti, and Maurizio Tesconi. 2018. [Overview of the EVALITA 2018 hate speech detection task](#). In *Proceedings of the Sixth Evaluation Campaign of Natural Language Processing and Speech Tools for Italian. Final Workshop (EVALITA 2018) co-located with the Fifth Italian Conference on Computational Linguistics (CLiC-it 2018), Turin, Italy, December 12-13, 2018*, volume 2263 of *CEUR Workshop Proceedings*. CEUR-WS.org.
- Gerlof Bouma. 2009. Normalized (pointwise) mutual information in collocation extraction. *Proceedings of GSCL*, 30:31–40.
- Daniel Cer, Mona Diab, Eneko Agirre, Iñigo Lopez-Gazpio, and Lucia Specia. 2017. [SemEval-2017 task 1: Semantic textual similarity multilingual and crosslingual focused evaluation](#). In *Proceedings of the 11th International Workshop on Semantic Evaluation (SemEval-2017)*, pages 1–14, Vancouver, Canada. Association for Computational Linguistics.
- Ting Chen, Yizhou Sun, Yue Shi, and Liangjie Hong. 2017. [On sampling strategies for neural network-based collaborative filtering](#). In *Proceedings of the 23rd ACM SIGKDD International Conference on Knowledge Discovery and Data Mining, Halifax, NS, Canada, August 13 - 17, 2017*, pages 767–776. ACM.
- Yuxiao Chen, Jianbo Yuan, Quanzeng You, and Jiebo Luo. 2018. [Twitter sentiment analysis via bi-sense emoji embedding and attention-based LSTM](#). In *2018 ACM Multimedia Conference on Multimedia Conference, MM 2018, Seoul, Republic of Korea, October 22-26, 2018*, pages 117–125. ACM.
- Alessandra Teresa Cignarella, Simona Frenda, Valerio Basile, Cristina Bosco, Viviana Patti, and Paolo Rosso. 2018. [Overview of the EVALITA 2018 task on irony detection in italian tweets \(ironita\)](#). In *Proceedings of the Sixth Evaluation Campaign of Natural Language Processing and Speech Tools for Italian. Final Workshop (EVALITA 2018) co-located with the Fifth Italian Conference on Computational Linguistics (CLiC-it 2018), Turin, Italy, December 12-13, 2018*, volume 2263 of *CEUR Workshop Proceedings*. CEUR-WS.org.
- Alexis Conneau, Kartikay Khandelwal, Naman Goyal, Vishrav Chaudhary, Guillaume Wenzek, Francisco Guzmán, Edouard Grave, Myle Ott, Luke Zettlemoyer, and Veselin Stoyanov. 2020. [Unsupervised cross-lingual representation learning at scale](#). In *Proceedings of the 58th Annual Meeting of the Association for Computational Linguistics, ACL 2020, Online, July 5-10, 2020*, pages 8440–8451. Association for Computational Linguistics.
- Alexis Conneau and Douwe Kiela. 2018. [Senteval: An evaluation toolkit for universal sentence representations](#). In *Proceedings of the Eleventh International Conference on Language Resources and Evaluation, LREC 2018, Miyazaki, Japan, May 7-12, 2018*. European Language Resources Association (ELRA).
- Michele Corazza, Stefano Menini, Elena Cabrio, Sara Tonelli, and Serena Villata. 2020. [Hybrid emoji-based masked language models for zero-shot abusive language detection](#). In *Findings of the Association for Computational Linguistics: EMNLP 2020, Online Event, 16-20 November 2020*, volume EMNLP 2020 of *Findings of ACL*, pages 943–949. Association for Computational Linguistics.
- Gianna M. Del Corso, Antonio Gulli, and Francesco Romani. 2005. [Ranking a stream of news](#). In *Proceedings of the 14th international conference on World Wide Web, WWW 2005, Chiba, Japan, May 10-14, 2005*, pages 97–106. ACM.
- Kheir Eddine Daouadi, Rim Zghal Rebaï, and Ikram Amous. 2021. [Optimizing semantic deep forest for tweet topic classification](#). *Inf. Syst.*, 101:101801.
- Thomas Davidson, Dana Warmusley, Michael W. Macy, and Ingmar Weber. 2017. [Automated hate speech](#)

- detection and the problem of offensive language. In *Proceedings of the Eleventh International Conference on Web and Social Media, ICWSM 2017, Montréal, Québec, Canada, May 15-18, 2017*, pages 512–515. AAAI Press.
- Dorottya Demszky, Dana Movshovitz-Attias, Jeongwoo Ko, Alan S. Cowen, Gaurav Nemade, and Sujith Ravi. 2020. [Goemotions: A dataset of fine-grained emotions](#). In *Proceedings of the 58th Annual Meeting of the Association for Computational Linguistics, ACL 2020, Online, July 5-10, 2020*, pages 4040–4054. Association for Computational Linguistics.
- Jacob Devlin, Ming-Wei Chang, Kenton Lee, and Kristina Toutanova. 2019. [BERT: pre-training of deep bidirectional transformers for language understanding](#). In *Proceedings of the 2019 Conference of the North American Chapter of the Association for Computational Linguistics: Human Language Technologies, NAACL-HLT 2019, Minneapolis, MN, USA, June 2-7, 2019, Volume 1 (Long and Short Papers)*, pages 4171–4186. Association for Computational Linguistics.
- William B. Dolan and Chris Brockett. 2005. [Automatically constructing a corpus of sentential paraphrases](#). In *Proceedings of the Third International Workshop on Paraphrasing, IWP@IJCNLP 2005, Jeju Island, Korea, October 2005, 2005*. Asian Federation of Natural Language Processing.
- Kawin Ethayarajh. 2019. [How contextual are contextualized word representations? Comparing the geometry of BERT, ELMo, and GPT-2 embeddings](#). In *Proceedings of the 2019 Conference on Empirical Methods in Natural Language Processing and the 9th International Joint Conference on Natural Language Processing (EMNLP-IJCNLP)*, pages 55–65, Hong Kong, China. Association for Computational Linguistics.
- Hongchao Fang and Pengtao Xie. 2020. [CERT: contrastive self-supervised learning for language understanding](#). *CoRR*, abs/2005.12766.
- Bjarke Felbo, Alan Mislove, Anders Søgaard, Iyad Rahwan, and Sune Lehmann. 2017. [Using millions of emoji occurrences to learn any-domain representations for detecting sentiment, emotion and sarcasm](#). In *Proceedings of the 2017 Conference on Empirical Methods in Natural Language Processing, EMNLP 2017, Copenhagen, Denmark, September 9-11, 2017*, pages 1615–1625. Association for Computational Linguistics.
- Tianyu Gao, Xingcheng Yao, and Danqi Chen. 2021. [Simcse: Simple contrastive learning of sentence embeddings](#). In *Proceedings of the 2021 Conference on Empirical Methods in Natural Language Processing, EMNLP 2021, Virtual Event / Punta Cana, Dominican Republic, 7-11 November, 2021*, pages 6894–6910. Association for Computational Linguistics.
- Bilal Ghanem, Jihen Karoui, Farah Benamara, Véronique Moriceau, and Paolo Rosso. 2019. [IDAT at FIRE2019: overview of the track on irony detection in arabic tweets](#). In *FIRE '19: Forum for Information Retrieval Evaluation, Kolkata, India, December, 2019*, pages 10–13. ACM.
- John M. Giorgi, Osvald Nitski, Bo Wang, and Gary D. Bader. 2021. [Declutr: Deep contrastive learning for unsupervised textual representations](#). In *Proceedings of the 59th Annual Meeting of the Association for Computational Linguistics and the 11th International Joint Conference on Natural Language Processing, ACL/IJCNLP 2021, (Volume 1: Long Papers), Virtual Event, August 1-6, 2021*, pages 879–895. Association for Computational Linguistics.
- Beliz Gunel, Jingfei Du, Alexis Conneau, and Veselin Stoyanov. 2021. [Supervised contrastive learning for pre-trained language model fine-tuning](#). In *9th International Conference on Learning Representations, ICLR 2021, Virtual Event, Austria, May 3-7, 2021*. OpenReview.net.
- Raia Hadsell, Sumit Chopra, and Yann LeCun. 2006. [Dimensionality reduction by learning an invariant mapping](#). In *2006 IEEE Computer Society Conference on Computer Vision and Pattern Recognition (CVPR 2006)*, 17-22 June 2006, New York, NY, USA, pages 1735–1742. IEEE Computer Society.
- Cynthia Van Hee, Els Lefever, and Véronique Hoste. 2018. [Semeval-2018 task 3: Irony detection in english tweets](#). In *Proceedings of The 12th International Workshop on Semantic Evaluation, SemEval@NAACL-HLT 2018, New Orleans, Louisiana, USA, June 5-6, 2018*, pages 39–50. Association for Computational Linguistics.
- Dirk Hovy. 2018. [The social and the neural network: How to make natural language processing about people again](#). In *Proceedings of the Second Workshop on Computational Modeling of People’s Opinions, Personality, and Emotions in Social Media*, pages 42–49, New Orleans, Louisiana, USA. Association for Computational Linguistics.
- Minqing Hu and Bing Liu. 2004. [Mining and summarizing customer reviews](#). In *Proceedings of the Tenth ACM SIGKDD International Conference on Knowledge Discovery and Data Mining, Seattle, Washington, USA, August 22-25, 2004*, pages 168–177. ACM.
- Pei Ke, Haozhe Ji, Siyang Liu, Xiaoyan Zhu, and Minlie Huang. 2020. [SentiLARE: Sentiment-aware language representation learning with linguistic knowledge](#). In *Proceedings of the 2020 Conference on Empirical Methods in Natural Language Processing, EMNLP 2020, Online, November 16-20, 2020*, pages 6975–6988. Association for Computational Linguistics.
- Prannay Khosla, Piotr Teterwak, Chen Wang, Aaron Sarna, Yonglong Tian, Phillip Isola, Aaron

- Maschinot, Ce Liu, and Dilip Krishnan. 2020. [Supervised contrastive learning](#). In *Advances in Neural Information Processing Systems 33: Annual Conference on Neural Information Processing Systems 2020, NeurIPS 2020, December 6-12, 2020, virtual*.
- William Labov. 1972. *Sociolinguistic patterns*. 4. University of Pennsylvania press.
- Geoffrey N Leech. 1983. *Principles of pragmatics*. London: Longman.
- Bohan Li, Hao Zhou, Junxian He, Mingxuan Wang, Yiming Yang, and Lei Li. 2020. [On the sentence embeddings from pre-trained language models](#). In *Proceedings of the 2020 Conference on Empirical Methods in Natural Language Processing (EMNLP)*, pages 9119–9130, Online. Association for Computational Linguistics.
- Fangyu Liu, Ivan Vulic, Anna Korhonen, and Nigel Collier. 2021a. [Fast, effective, and self-supervised: Transforming masked language models into universal lexical and sentence encoders](#). In *Proceedings of the 2021 Conference on Empirical Methods in Natural Language Processing, EMNLP 2021, Virtual Event / Punta Cana, Dominican Republic, 7-11 November, 2021*, pages 1442–1459. Association for Computational Linguistics.
- Junhua Liu, Trisha Singhal, Lucienne T. M. Blessing, Kristin L. Wood, and Kwan Hui Lim. 2021b. [CrisisBERT: A robust transformer for crisis classification and contextual crisis embedding](#). In *HT '21: 32nd ACM Conference on Hypertext and Social Media, Virtual Event, Ireland, 30 August 2021 - 2 September 2021*, pages 133–141. ACM.
- Yinhan Liu, Myle Ott, Naman Goyal, Jingfei Du, Mandar Joshi, Danqi Chen, Omer Levy, Mike Lewis, Luke Zettlemoyer, and Veselin Stoyanov. 2019. [RoBERTa: A robustly optimized BERT pretraining approach](#). *CoRR*, abs/1907.11692.
- Marco Marelli, Stefano Menini, Marco Baroni, Luisa Bentivogli, Raffaella Bernardi, and Roberto Zamparelli. 2014. [A SICK cure for the evaluation of compositional distributional semantic models](#). In *Proceedings of the Ninth International Conference on Language Resources and Evaluation, LREC 2014, Reykjavik, Iceland, May 26-31, 2014*, pages 216–223. European Language Resources Association (ELRA).
- J. A. Meaney, Steven R. Wilson, Luis Chiruzzo, Adam Lopez, and Walid Magdy. 2021. [Semeval 2021 task 7: Hahackathon, detecting and rating humor and offense](#). In *Proceedings of the 15th International Workshop on Semantic Evaluation, SemEval@ACL/IJCNLP 2021, Virtual Event / Bangkok, Thailand, August 5-6, 2021*, pages 105–119. Association for Computational Linguistics.
- Yu Meng, Chenyan Xiong, Payal Bajaj, saurabh tiwary, Paul Bennett, Jiawei Han, and XIA SONG. 2021. [Coco-Im: Correcting and contrasting text sequences for language model pretraining](#). In *Advances in Neural Information Processing Systems*, volume 34, pages 23102–23114. Curran Associates, Inc.
- George A. Miller. 1995. [Wordnet: A lexical database for english](#). *Commun. ACM*, 38(11):39–41.
- Saif Mohammad, Felipe Bravo-Marquez, Mohammad Salameh, and Svetlana Kiritchenko. 2018. [Semeval-2018 task 1: Affect in tweets](#). In *Proceedings of The 12th International Workshop on Semantic Evaluation, SemEval@NAACL-HLT 2018, New Orleans, Louisiana, USA, June 5-6, 2018*, pages 1–17. Association for Computational Linguistics.
- Saif Mohammad, Svetlana Kiritchenko, Parinaz Sobhani, Xiao-Dan Zhu, and Colin Cherry. 2016. [Semeval-2016 task 6: Detecting stance in tweets](#). In *Proceedings of the 10th International Workshop on Semantic Evaluation, SemEval@NAACL-HLT 2016, San Diego, CA, USA, June 16-17, 2016*, pages 31–41. The Association for Computer Linguistics.
- Hamdy Mubarak, Kareem Darwish, Walid Magdy, Tamer Elsayed, and Hend Al-Khalifa. 2020. [Overview of OSACT4 Arabic offensive language detection shared task](#). In *Proceedings of the 4th Workshop on Open-Source Arabic Corpora and Processing Tools, with a Shared Task on Offensive Language Detection*, pages 48–52, Marseille, France. European Language Resource Association.
- Dat Quoc Nguyen, Thanh Vu, and Anh Tuan Nguyen. 2020. [BERTweet: A pre-trained language model for English tweets](#). In *Proceedings of the 2020 Conference on Empirical Methods in Natural Language Processing: System Demonstrations, EMNLP 2020 - Demos, Online, November 16-20, 2020*, pages 9–14. Association for Computational Linguistics.
- Dong Nguyen, Laura Rosseel, and Jack Grieve. 2021. [On learning and representing social meaning in NLP: a sociolinguistic perspective](#). In *Proceedings of the 2021 Conference of the North American Chapter of the Association for Computational Linguistics: Human Language Technologies, NAACL-HLT 2021, Online, June 6-11, 2021*, pages 603–612. Association for Computational Linguistics.
- Alexandra Olteanu, Carlos Castillo, Fernando Diaz, and Sarah Vieweg. 2014. [Crisislex: A lexicon for collecting and filtering microblogged communications in crises](#). In *Proceedings of the Eighth International Conference on Weblogs and Social Media, ICWSM 2014, Ann Arbor, Michigan, USA, June 1-4, 2014*. The AAAI Press.
- Shereen Oraby, Vrindavan Harrison, Lena Reed, Ernesto Hernandez, Ellen Riloff, and Marilyn A. Walker. 2016. [Creating and characterizing a diverse corpus of sarcasm in dialogue](#). In *Proceedings of the SIGDIAL 2016 Conference, The 17th Annual Meeting of the Special Interest Group on Discourse and Dialogue, 13-15 September 2016, Los Angeles, CA, USA*, pages 31–41. The Association for Computer Linguistics.

- Reynier Ortega-Bueno, Francisco Rangel, D Hernández Farias, Paolo Rosso, Manuel Montes-y Gómez, and José E Medina Pagola. 2019. [Overview of the task on irony detection in spanish variants](#). In *Proceedings of the Iberian Languages Evaluation Forum co-located with 35th Conference of the Spanish Society for Natural Language Processing, IberLEF@SEPLN 2019, Bilbao, Spain, September 24th, 2019*, volume 2421 of *CEUR Workshop Proceedings*, pages 229–256. CEUR-WS.org.
- Bo Pang and Lillian Lee. 2004. [A sentimental education: Sentiment analysis using subjectivity summarization based on minimum cuts](#). In *Proceedings of the 42nd Annual Meeting of the Association for Computational Linguistics*, 21-26 July, 2004, Barcelona, Spain, pages 271–278. ACL.
- Bo Pang and Lillian Lee. 2005. [Seeing stars: Exploiting class relationships for sentiment categorization with respect to rating scales](#). In *ACL 2005, 43rd Annual Meeting of the Association for Computational Linguistics, Proceedings of the Conference, 25-30 June 2005, University of Michigan, USA*, pages 115–124. The Association for Computer Linguistics.
- Fabian Pedregosa, Gaël Varoquaux, Alexandre Gramfort, Vincent Michel, Bertrand Thirion, Olivier Grisel, Mathieu Blondel, Peter Prettenhofer, Ron Weiss, Vincent Dubourg, Jake VanderPlas, Alexandre Passos, David Cournapeau, Matthieu Brucher, Matthieu Perrot, and Edouard Duchesnay. 2011. [Scikit-learn: Machine learning in python](#). *J. Mach. Learn. Res.*, 12:2825–2830.
- Tomáš Ptáček, Ivan Habernal, and Jun Hong. 2014. [Sarcasm detection on czech and english twitter](#). In *COLING 2014, 25th International Conference on Computational Linguistics, Proceedings of the Conference: Technical Papers, August 23-29, 2014, Dublin, Ireland*, pages 213–223. ACL.
- Ashwin Rajadesingan, Reza Zafarani, and Huan Liu. 2015. [Sarcasm detection on twitter: A behavioral modeling approach](#). In *Proceedings of the Eighth ACM International Conference on Web Search and Data Mining, WSDM 2015, Shanghai, China, February 2-6, 2015*, pages 97–106. ACM.
- Ellen Riloff, Ashequl Qadir, Prafulla Surve, Lalin-dra De Silva, Nathan Gilbert, and Ruihong Huang. 2013. [Sarcasm as contrast between a positive sentiment and negative situation](#). In *Proceedings of the 2013 Conference on Empirical Methods in Natural Language Processing, EMNLP 2013, 18-21 October 2013, Grand Hyatt Seattle, Seattle, Washington, USA, A meeting of SIGDAT, a Special Interest Group of the ACL*, pages 704–714. ACL.
- Sara Rosenthal, Noura Farra, and Preslav Nakov. 2017. [Semeval-2017 task 4: Sentiment analysis in twitter](#). In *Proceedings of the 11th International Workshop on Semantic Evaluation, SemEval@ACL 2017, Vancouver, Canada, August 3-4, 2017*, pages 502–518. Association for Computational Linguistics.
- Richard Socher, Alex Perelygin, Jean Wu, Jason Chuang, Christopher D. Manning, Andrew Y. Ng, and Christopher Potts. 2013. [Recursive deep models for semantic compositionality over a sentiment treebank](#). In *Proceedings of the 2013 Conference on Empirical Methods in Natural Language Processing, EMNLP 2013, 18-21 October 2013, Grand Hyatt Seattle, Seattle, Washington, USA, A meeting of SIGDAT, a Special Interest Group of the ACL*, pages 1631–1642. ACL.
- Varsha Suresh and Desmond C. Ong. 2021. [Not all negatives are equal: Label-aware contrastive loss for fine-grained text classification](#). In *Proceedings of the 2021 Conference on Empirical Methods in Natural Language Processing, EMNLP 2021, Virtual Event / Punta Cana, Dominican Republic, 7-11 November, 2021*, pages 4381–4394. Association for Computational Linguistics.
- Sali A Tagliamonte. 2015. *Making waves: The story of variationist sociolinguistics*. John Wiley & Sons.
- Mike Thelwall, Kevan Buckley, and Georgios Paltoglou. 2012. [Sentiment strength detection for the social web](#). *J. Assoc. Inf. Sci. Technol.*, 63(1):163–173.
- Jenny A Thomas. 2014. *Meaning in interaction: An introduction to pragmatics*. Routledge.
- Hao Tian, Can Gao, Xinyan Xiao, Hao Liu, Bolei He, Hua Wu, Haifeng Wang, and Feng Wu. 2020. [SKEP: sentiment knowledge enhanced pre-training for sentiment analysis](#). In *Proceedings of the 58th Annual Meeting of the Association for Computational Linguistics, ACL 2020, Online, July 5-10, 2020*, pages 4067–4076. Association for Computational Linguistics.
- Laurens Van der Maaten and Geoffrey Hinton. 2008. Visualizing data using t-sne. *Journal of machine learning research*, 9(11).
- Ellen M. Voorhees and Dawn M. Tice. 2000. [Building a question answering test collection](#). In *SIGIR 2000: Proceedings of the 23rd Annual International ACM SIGIR Conference on Research and Development in Information Retrieval, July 24-28, 2000, Athens, Greece*, pages 200–207. ACM.
- Marilyn A. Walker, Jean E. Fox Tree, Pranav Anand, Rob Abbott, and Joseph King. 2012. [A corpus for research on deliberation and debate](#). In *Proceedings of the Eighth International Conference on Language Resources and Evaluation, LREC 2012, Istanbul, Turkey, May 23-25, 2012*, pages 812–817. European Language Resources Association (ELRA).
- Harald G Wallbott and Klaus R Scherer. 1986. How universal and specific is emotional experience? evidence from 27 countries on five continents. *Social science information*, 25(4):763–795.

- Dong Wang, Ning Ding, Piji Li, and Haitao Zheng. 2021. [CLINE: contrastive learning with semantic negative examples for natural language understanding](#). In *Proceedings of the 59th Annual Meeting of the Association for Computational Linguistics and the 11th International Joint Conference on Natural Language Processing, ACL/IJCNLP 2021, (Volume 1: Long Papers), Virtual Event, August 1-6, 2021*, pages 2332–2342. Association for Computational Linguistics.
- Feng Wang and Huaping Liu. 2021. [Understanding the behaviour of contrastive loss](#). In *IEEE Conference on Computer Vision and Pattern Recognition, CVPR 2021, virtual, June 19-25, 2021*, pages 2495–2504. Computer Vision Foundation / IEEE.
- Tongzhou Wang and Phillip Isola. 2020. [Understanding contrastive representation learning through alignment and uniformity on the hypersphere](#). In *Proceedings of the 37th International Conference on Machine Learning, ICML 2020, 13-18 July 2020, Virtual Event*, volume 119 of *Proceedings of Machine Learning Research*, pages 9929–9939. PMLR.
- Zeerak Waseem and Dirk Hovy. 2016. [Hateful symbols or hateful people? predictive features for hate speech detection on twitter](#). In *Proceedings of the Student Research Workshop, SRW@HLT-NAACL 2016, The 2016 Conference of the North American Chapter of the Association for Computational Linguistics: Human Language Technologies, San Diego California, USA, June 12-17, 2016*, pages 88–93. The Association for Computational Linguistics.
- Janyce Wiebe, Theresa Wilson, and Claire Cardie. 2005. [Annotating expressions of opinions and emotions in language](#). *Lang. Resour. Evaluation*, 39(2-3):165–210.
- Thomas Wolf, Lysandre Debut, Victor Sanh, Julien Chaumond, Clement Delangue, Anthony Moi, Pierric Cistac, Tim Rault, Rémi Louf, Morgan Funtowicz, Joe Davison, Sam Shleifer, Patrick von Platen, Clara Ma, Yacine Jernite, Julien Plu, Canwen Xu, Teven Le Scao, Sylvain Gugger, Mariama Drame, Quentin Lhoest, and Alexander M. Rush. 2020. [Transformers: State-of-the-art natural language processing](#). In *Proceedings of the 2020 Conference on Empirical Methods in Natural Language Processing: System Demonstrations, EMNLP 2020 - Demos, Online, November 16-20, 2020*, pages 38–45. Association for Computational Linguistics.
- Yue Yu, Simiao Zuo, Haoming Jiang, Wendi Ren, Tuo Zhao, and Chao Zhang. 2021. [Fine-tuning pre-trained language model with weak supervision: A contrastive-regularized self-training approach](#). In *Proceedings of the 2021 Conference of the North American Chapter of the Association for Computational Linguistics: Human Language Technologies, NAACL-HLT 2021, Online, June 6-11, 2021*, pages 1063–1077. Association for Computational Linguistics.
- Marcos Zampieri, Shervin Malmasi, Preslav Nakov, Sara Rosenthal, Noura Farra, and Ritesh Kumar. 2019a. [Predicting the type and target of offensive posts in social media](#). In *Proceedings of the 2019 Conference of the North American Chapter of the Association for Computational Linguistics: Human Language Technologies, NAACL-HLT 2019, Minneapolis, MN, USA, June 2-7, 2019, Volume 1 (Long and Short Papers)*, pages 1415–1420. Association for Computational Linguistics.
- Marcos Zampieri, Shervin Malmasi, Preslav Nakov, Sara Rosenthal, Noura Farra, and Ritesh Kumar. 2019b. [SemEval-2019 task 6: Identifying and categorizing offensive language in social media \(OffensEval\)](#). In *Proceedings of the 13th International Workshop on Semantic Evaluation, SemEval@NAACL-HLT 2019, Minneapolis, MN, USA, June 6-7, 2019*, pages 75–86. Association for Computational Linguistics.
- Dejiao Zhang, Shang-Wen Li, Wei Xiao, Henghui Zhu, Ramesh Nallapati, Andrew O. Arnold, and Bing Xiang. 2021a. [Pairwise supervised contrastive learning of sentence representations](#). In *Proceedings of the 2021 Conference on Empirical Methods in Natural Language Processing, EMNLP 2021, Virtual Event / Punta Cana, Dominican Republic, 7-11 November, 2021*, pages 5786–5798. Association for Computational Linguistics.
- Jianguo Zhang, Trung Bui, Seunghyun Yoon, Xiang Chen, Zhiwei Liu, Congying Xia, Quan Hung Tran, Walter Chang, and Philip S. Yu. 2021b. [Few-shot intent detection via contrastive pre-training and fine-tuning](#). In *Proceedings of the 2021 Conference on Empirical Methods in Natural Language Processing, EMNLP 2021, Virtual Event / Punta Cana, Dominican Republic, 7-11 November, 2021*, pages 1906–1912. Association for Computational Linguistics.
- Mingkai Zheng, Fei Wang, Shan You, Chen Qian, Changshui Zhang, Xiaogang Wang, and Chang Xu. 2021. [Weakly supervised contrastive learning](#). In *Proceedings of the IEEE/CVF International Conference on Computer Vision (ICCV)*, pages 10042–10051.

Appendices

A Survey of Contrastive Learning Frameworks.

There has been a flurry of recent contrastive learning frameworks introducing self-supervised, semi-supervised, weakly-supervised, and strongly supervised learning objectives. These frameworks differ across a number of key dimensions: (i) *type of the object* (e.g., image, sentence, document), (ii) *positive example* creation method (e.g., same class as anchor, anchor with few words replaced with synonyms), (iii) *negative example* creation method (e.g., random sample, anchor with few words replaced with antonyms), (iv) *supervision* level (e.g., self, semi, weakly, hybrid, strong), and (v) *weighing of negative samples* (e.g., equal, confidence-based). Table 4 provides a summary of previous frameworks, comparing them with our proposed method.

B Method

B.1 Normalized Point-Wise Mutual Information

The normalized point-wise mutual information (Bouma, 2009) (NPMI) between y_a and y_i . $npmi(y_i, y_a) \in [-1, 1]$ is formulated as:

$$npmi(y_i, y_a) = \left(\log \frac{p(y_i, y_a)}{p(y_i)p(y_a)} \right) / -\log p(y_i, y_a). \quad (8)$$

When $npmi(y_i, y_a) = 1$, y_a and y_i only occur together and are expected to express highly similar semantic meanings. When $npmi(y_i, y_a) = 0$, y_a and y_i never occur together and are expected to express highly dissimilar (i.e., different) semantic meanings. We only utilize NPMI scores of related class pairs, i.e., $npmi(y_i, y_a) > 0$. As the NPMI score of y_a and y_i is higher, the weight w_{y_i, y_a} is lower. As a result of incorporating NPMI scores into the negative comparison in the SCL, we anticipate that the representation model would learn better inter-class correlations and cluster the related fine-grained classes.

B.2 Surrogate Label Predication

Our proposed framework also exploits a surrogate label prediction (SLP) objective, where the encoder Φ is optimized for the emoji prediction task using cross entropy. Specifically, we pass the hidden representation h_i through two feed-forward layers with *Tanh* non-linearity in between and obtain the

prediction \hat{y}_i . Then, the surrogate classification loss based on cross entropy can be formalized as:

$$\mathcal{L}_{SLP} = -\frac{1}{2m} \sum_{i=1}^{2m} \sum_{c=1}^C y_{i,c} \cdot \log \hat{y}_{i,c}, \quad (9)$$

where $\hat{y}_{i,c}$ is the predicted probability of sample x_i w.r.t class c .

B.3 Masked Language Modeling Objective

Our proposed framework also exploits a MLM objective to mitigate the effect of catastrophic forgetting of the token-level knowledge. Following Liu et al. (2019), we randomly corrupt an input sentence by replacing 15% of its tokens with the ‘[MASK]’ token. Given the corrupted input sequence, we then train our model to predict original tokens at masked positions. Formally, given an input sequence, $x_i = \{t_1, \dots, t_n\}$, the loss function of MLM is formulated as:

$$\mathcal{L}_{MLM} = -\frac{1}{2m} \sum_{i=1}^{2m} \sum_{t_j \in mk(x_i)} \log(p(t_j | t_{cor(x_i)})), \quad (10)$$

where $mk(x_i)$ indicates the set of masked tokens of the input sequence x_i and $cor(x_i)$ denotes the corrupted input sequence x_i .

B.4 Epoch-Wise Re-Pairing

Rather than augmenting a batch D with using some data augmentation technique, in our framework, the positive sample x_{m+i} of the anchor x_i is a sample that uses the same emoji. To alleviate any potential noise in our distant labels, we introduce an epoch-wise re-pairing (EpW-RP) mechanism where the pairing of a positive sample with a given anchor is not fixed for epochs: at the beginning of each epoch, we flexibly re-pair the anchor with a new positive pair x_{m+i} randomly re-sampled from the whole training dataset using the same emoji as x_i . This ensures that each anchor in a given batch will have at least one positive sample.¹⁴

C Data

C.1 Representation Learning Data and Pre-Processing.

Emoji Pre-Training Dataset. We normalize tweets by converting user mentions and hyperlinks

¹⁴Note that each sample in the training dataset is used only once at each epoch, either as the anchor or as a positive sample of the anchor.

| Reference | Object Type | Positive Sample | Neg. Sample | Supervision | Neg. Weighting |
|-----------------------|--------------|---|---|---------------|------------------|
| Khosla et al. (2020) | Image | Same class as anchor | Random sample | Strong | Equal |
| Giorgi et al. (2021) | Textual span | Span that overlaps with, adjacent to, or subsumed by anchor span | Random span | Self | Equal |
| Gunel et al. (2021) | Document | Same class as anchor | Random sample | Strong | Equal |
| Zhang et al. (2021b) | Utterance | Few tokens masked from anchor / Same class as anchor | Random sample | Self / Strong | Equal |
| Gao et al. (2021) | Sentence | Anchor with different hidden dropout / Sentence entails with anchor | Random sample / Sentence contradicts with anchor | Self / Strong | Equal |
| Wang et al. (2021) | Sentence | Anchor with few words replaced with synonyms, hypernyms and morphological changes | Anchor with few words replaced with antonyms and random words | Self | Equal |
| Yu et al. (2021) | Sentence | Same class as anchor | Different class as anchor | Semi-Weak | Equal |
| Zheng et al. (2021) | Image | Same class as anchor | Different class as anchor | Strong | Equal |
| Zhang et al. (2021a) | Sentence | Sentence entails with anchor | Sentence contradicts with anchor & Random sample | Strong | Similarity |
| Suresh and Ong (2021) | Sentence | Anchor with few words replaced with synonyms / Same class as anchor | Random sample | Self / Strong | Confidence |
| Meng et al. (2021) | Textual span | Randomly cropped contiguous span | Random sample | Self | Equal |
| Ours | Sentence | Same class as anchor | Random sample | Distant | Confidence & PMI |

Table 4: Summary of key differences in existing and proposed contrastive learning frameworks.

to ‘USER’ and ‘URL’, respectively. We keep all the tweets, retweets, and replies but remove the ‘RT USER:’ string in front of retweets. We filter out short tweets (< 5 actual English word without counting the special tokens such as hashtag, emoji, USER, URL, and RT) to ensure each tweet contains sufficient context. Following previous works (Felbo et al., 2017; Barbieri et al., 2018; Bamman and Smith, 2015), we only keep the tweet that contains only a unique type of emoji (regardless of the number of emojis) and that uses a emoji at the end of the tweet. We then extract the emoji as a label of the tweet and remove the emoji from the tweet. We exclude emojis occurring less than 200 times, which gives us a set of 1,067 emojis in 32M tweets. Moreover, we remove few tweets overlapped with Dev and Test sets of our evaluation tasks by Twitter ID and string matching. We split the tweets into a training (31M) and validation (1M) set and refer to this dataset as **TweetEmoji-EN**.

Hashtag Pre-Training Dataset. We also explore using hashtags as surrogate labels for InFoDCL training. Following our data pre-processing procedure on TweetEmoji-EN, we randomly extract 300M English tweets each with at least one hashtags from a larger in-house dataset collected between 2014 and 2020. We only keep tweets that contain a single hashtag used at the end. We then extract the hashtag as a distant label and remove it from the tweet. We exclude hashtags occurring less than 200 times, which gives us a set of 12,602 hashtags in 13M tweets. We split the tweets into a training set (12M) and a validation (1M) set. We refer to this dataset as **TweetHashtag-EN**.

Multilingual Emoji Pre-Training Dataset. We collect a multilingual dataset to train multilin-

gual models with our proposed method. We apply the same data pre-processing and filtering conditions used on English data, and only include tweets that use the 1,067 emojis in TweetEmoji-EN. We extract 1M tweets from our in-house dataset for three languages, i.e., Arabic, Italian, and Spanish.¹⁵ We refer to these datasets as **TweetEmoji-AR**, **TweetEmoji-IT**, and **TweetEmoji-ES**. We also randomly extract 1M English tweets from our TweetEmoji-EN and refer to it as **TweetEmoji-EN-1M**. We then combine these four datasets and call the combined dataset **TweetEmoji-Multi**.

C.2 Evaluation Data

In-Domain Datasets. *English Language Data.*

We collect 16 twitter datasets representing eight different sociopragmatic meaning tasks to evaluate our models, including (1) crisis awareness task (Olteanu et al., 2014), (2) emotion recognition (Mohammad et al., 2018), (3) hateful and offensive language detection (Waseem and Hovy, 2016; Davidson et al., 2017; Basile et al., 2019; Zampieri et al., 2019a), (4) humor identification (Meaney et al., 2021), (5) irony and sarcasm detection (Hee et al., 2018; Riloff et al., 2013; Ptáček et al., 2014; Rajadesingan et al., 2015; Bamman and Smith, 2015), (6) irony type identification (Hee et al., 2018) (7) sentiment analysis (Thelwall et al., 2012; Rosenthal et al., 2017), and (8) stance detection (Mohammad et al., 2016). We present the distribution, the number of labels, and the short name of each dataset in Table 5.

Out-of-Domain Datasets. We evaluate our model on downstream tasks from diverse social media platforms and domains. For emotion recognition task, we utilize (1) PsychExp (Wallbott and

¹⁵However, we were only able to obtain 500K Italian tweets satisfying our conditions.

| Task | Study | Cls | Domain | Lang | Data Split (Train/Dev/Test) | % of Emoji Samples (Train/Dev/Test) |
|-------------|-----------------------------|-----|----------------|------|--------------------------------|--|
| CrisisOitea | Olteanu et al. (2014) | 2 | Twitter | EN | 48,065/6,008/6,009 | 0.01/0.02/0.00 |
| EmoMoham | Mohammad et al. (2018) | 4 | Twitter | EN | 3,257/374/1,422 | 11.39/27.81/23.43 |
| HateWas | Waseem and Hovy (2016) | 3 | Twitter | EN | 8,683/1,086/1,086 | 2.23/2.03/2.76 |
| HateDav | Davidson et al. (2017) | 3 | Twitter | EN | 19,826/2,478/2,479 | 0.00/0.00/0.00 |
| HateBas | Basile et al. (2019) | 2 | Twitter | EN | 9,000/1,000/3,000 | 6.50/1.50/11.57 |
| HumorMea | Meaney et al. (2021) | 2 | Twitter | EN | 8,000/1,000/1,000 | 0.55/0.00/1.00 |
| IronyHee-A | Hee et al. (2018) | 2 | Twitter | EN | 3,450/384/784 | 10.58/10.94/11.22 |
| IronyHee-B | Hee et al. (2018) | 4 | Twitter | EN | 3,450/384/784 | 10.58/10.94/11.22 |
| OffenseZamp | Zampieri et al. (2019a) | 2 | Twitter | EN | 11,916/1,324/860 | 11.43/10.88/13.37 |
| SarcRiloff | Riloff et al. (2013) | 2 | Twitter | EN | 1,413/177/177 | 5.38/3.39/4.52 |
| SarcPíacek | Píacek et al. (2014) | 2 | Twitter | EN | 71,433/8,929/8,930 | 4.34/4.36/4.92 |
| SarcRajad | Rajadesingan et al. (2015) | 2 | Twitter | EN | 41,261/5,158/5,158 | 16.94/18.01/17.10 |
| SarcBam | Bamman and Smith (2015) | 2 | Twitter | EN | 11,864/1,483/1,484 | 8.47/8.29/9.64 |
| SentiRosen | Rosenthal et al. (2017) | 3 | Twitter | EN | 42,756/4,752/12,284 | 0.00/0.00/6.59 |
| SentiThel | Thelwall et al. (2012) | 2 | Twitter | EN | 900/100/1,113 | 0.00/0.00/0.00 |
| StanceMoham | Mohammad et al. (2016) | 3 | Twitter | EN | 2,622/292/1,249 | 0.00/0.00/0.00 |
| EmoWall | Wallbott and Scherer (1986) | 7 | Questionnaire | EN | 900/100/6,481 | 0.00/0.00/0.00 |
| EmoDem | Demszyk et al. (2020) | 27 | Reddit | EN | 23,486/2,957/2,985 | 0.00/0.00/0.00 |
| SarcWalk | Walker et al. (2012) | 2 | Debate Forums | EN | 900/100/995 | 0.00/0.00/0.00 |
| SarcOra | Oraby et al. (2016) | 2 | Debate Forums | EN | 900/100/2,260 | 0.00/0.00/0.10 |
| Senti-MR | Pang and Lee (2005) | 2 | Movie reviews | EN | 8,529/1,066/1,067 | 2.01/1.76/1.84 |
| Senti-YT | Thelwall et al. (2012) | 2 | Video comments | EN | 900/100/1,142 | 0.00/0.00/0.00 |
| SST-5 | Socher et al. (2013) | 5 | Movie reviews | EN | 8,544/1,100/2,209 | 0.00/0.00/0.00 |
| SST-2 | Socher et al. (2013) | 2 | Movie reviews | EN | 6,919/871/1,820 | 0.00/0.00/0.00 |
| EmoMag | Abdul-Mageed et al. (2020) | 8 | Twitter | AR | 189,902/910/941 | 16.58/25.27/25.40 |
| EmoBian | Bianchi et al. (2021) | 4 | Twitter | IT | 1,629/204/204 | 27.62/28.43/32.84 |
| Emo-esMoham | Mohammad et al. (2018) | 4 | Twitter | ES | 4,541/793/2,616 | 23.67/21.94/22.71 |
| HatePos | Bosco et al. (2018) | 2 | Twitter | IT | 2,700/300/1,000 | 1.93/1.67/1.50 |
| Hate-esBas | Basile et al. (2019) | 2 | Twitter | ES | 4,500/500/1,600 | 11.07/10.00/7.63 |
| IronyGhan | Ghanem et al. (2019) | 2 | Twitter | AR | 3,621/403/805 | 8.62/9.68/7.95 |
| IronyCig | Cignarella et al. (2018) | 2 | Twitter | IT | 3,579/398/872 | 1.68/2.01/5.50 |
| IronyOrt | Ortega-Bueno et al. (2019) | 2 | Twitter | ES | 2,160/240/600 | 11.94/15.00/10.00 |
| OffenseMub | Mubarak et al. (2020) | 2 | Twitter | AR | 6,839/1,000/2,000 | 38.79/36.50/38.75 |
| AGNews | Corso et al. (2005) | 4 | News | EN | 108,000/12,000/7,600 | 0.00/0.00/0.00 |
| TopicDao | Daouadi et al. (2021) | 2 | Twitter | EN | 11,943/1,328/5,734 | 0.00/0.00/0.00 |

Table 5: Description of benchmark datasets. We include 16 English in-domain datasets, eight English out-of-domain datasets, nine Twitter datasets in three different languages, and two topic classification datasets. To facilitate reference, we give each dataset a name as Task column shows. **Cls** column indicate the number of classes. **Lang**: Language, **% of Emoji Samples**: Percentage of samples of downstream tasks containing emojis.

Scherer, 1986), a seven-way classification dataset of self-described emotional experiences created by psychologists, and (2) GoEmotion (Demszyk et al., 2020), a dataset of Reddit posts annotated with 27 emotions (we exclude neutral samples). For sarcasm detection task, we use two datasets from the Internet Argument Corpora (Walker et al., 2012; Oraby et al., 2016) that posts from debate forums. For sentiment analysis, we utilize (1) five-class and binary classification versions of the Stanford Sentiment Treebank (Socher et al., 2013) (SST-5 and SST-2) that include annotated movie reviews with sentiment tags, (2) movie review (MR) for binary sentiment classification (Pang and Lee, 2005), and (3) SentiStrength for YouTube comments (SS-YouTube) (Thelwall et al., 2012).

Multilingual Datasets. As explained, to evaluate the effectiveness of our methods on different languages, we collect nine Twitter tasks in three languages: Arabic, Italian, and Spanish. For each language, we include three emotion-related tasks, (1) emotion recognition (Abdul-Mageed et al., 2020;

Bianchi et al., 2021; Mohammad et al., 2018), (2) irony identification (Ghanem et al., 2019; Cignarella et al., 2018; Ortega-Bueno et al., 2019), and (3) offensive language/hate speech detection (Mubarak et al., 2020; Bosco et al., 2018; Basile et al., 2019).

Few-Shot Data. We conduct our few-shot experiments only on our English language downstream data. We use different sizes from the set {20, 100, 500, 1, 000} sampled randomly from the respective Train splits of our data. For each of these sizes, we randomly sample five times with replacement (as we report the average of five runs in our experiments). We also run few-shot experiments with varying percentages of the Train set of each task (i.e., 1%, 5%, 10%, 20% ... 90%). We randomly sample five different training sets for each percentage, evaluate each model on the original Dev and Test sets, and average the performance over five runs.

Topic Classification Datasets. To investigate the generalizability of our models, we evaluate our

models on two topic classification datasets: AG-News (Corso et al., 2005) and Topic_{Dao} (Daouadi et al., 2021). Given a news title and a short description, AGNews classifies the input text into four categories, including world, sports, business, and Sci/Tech. Topic_{Dao} identifies if a given tweet is related to politics or not. The data distribution is presented in Table 5.

SentEval. We utilize SentEval benchmark (Conneau and Kiela, 2018)¹⁶, a toolkit for evaluating the quality of sentence representations, to evaluate on seven semantic textual similarity (STS) datasets and eight transfer learning datasets. Seven STS datasets include STS 2012-2016 (Agirre et al., 2012, 2013, 2014, 2015, 2016), SICK-Relatedness (Marelli et al., 2014), and STS Benchmark (Cer et al., 2017). Eight transferring classification tasks consist of four sentiment analysis (i.e., movie review (MR) (Pang and Lee, 2005), product review (CR) (Hu and Liu, 2004), SST2, and SST5 (Socher et al., 2013)), subjectivity detection (SUBJ) (Pang and Lee, 2004), opinion polarity (MPQA) (Wiebe et al., 2005), question-type classification (TREC) (Voorhees and Tice, 2000), and paraphrase detection (MRPC) (Dolan and Brockett, 2005). The data distribution and evaluation metrics are presented in Table 6. The STS datasets only have test set since they do not train any model. Tasks of MR, CR, SUBJ and MPQA are evaluated by nested 10-fold cross-validation, TREC and MRPC use cross-validation, and two SST datasets have standard development and test sets.

| Task | Train | Dev | Test | Metric |
|--------|-------|------|-------|----------|
| STS12 | - | - | 3.1K | spearman |
| STS13 | - | - | 1.5K | spearman |
| STS14 | - | - | 3.7K | spearman |
| STS15 | - | - | 8.5K | spearman |
| STS16 | - | - | 9.2K | spearman |
| SICK-R | - | - | 1.4K | spearman |
| STS-B | - | - | 4.9K | spearman |
| MR | 10.6K | - | 10.6K | accuracy |
| CR | 3.7K | - | 3.7K | accuracy |
| SUBJ | 10.0K | - | 10.0K | accuracy |
| MPQA | 10.6K | - | 10.6K | accuracy |
| SST2 | 67.3K | 872 | 1.8K | accuracy |
| SST5 | 8.5K | 1.1K | 2.2K | accuracy |
| TREC | 5.5K | - | 500 | accuracy |
| MRPC | 4.1K | - | 1.7K | accuracy |

Table 6: Description of SentEval benchmark (Conneau and Kiela, 2018). For STS datasets, we report overall Spearman’s correlation across all topics.

¹⁶<https://github.com/facebookresearch/SentEval>

D Experiment

D.1 Implementation

For experiments on English language datasets, we initialize our model with a pre-trained English RoBERTa_{Base} (Liu et al., 2019) model from Huggingface’s Transformers (Wolf et al., 2020) library. RoBERTa_{Base} consists of 12 Transformer Encoder layers, 768 hidden units each, 12 attention heads, and contains 110M parameters in entire model. RoBERTa uses a byte-pair-encoding vocabulary with a size of 50,265 tokens. RoBERTa was pre-trained on large English corpora (e.g., Bookcorpus) with the MLM objective. In accordance with convention (Liu et al., 2019; Gao et al., 2021), we pass the hidden state corresponding to the ‘[CLS]’ token from the last layer through a feed-forward layer with hidden size of 768 and a hyperbolic tangent function and, then, use the output as the sentence-level embedding, h_i . For the classification objective, we feed h_i into a feed-forward layer with hidden size of 1,067¹⁷, a softmax function and a dropout of 0.1. For multi-lingual experiments, we utilize the pre-trained XLM-RoBERTa_{Base} model¹⁸ (Conneau et al., 2020) as our initial checkpoint. XLM-R_{Base} has the same architecture as RoBERTa. XLM-R includes a vocabulary of 250,002 BPE tokens for 100 languages and is pre-trained on 2.5TB of filtered Common-Crawl.

We fine-tune pre-trained models on each downstream task for five times with different random seeds and report the averaged model performance. Our main metric is macro-averaged F_1 score. To evaluate the overall ability of a model, we also report an aggregated metric that averages over the 16 Twitter datasets, eight out-of-domain tasks, and the nine multi-lingual Twitter datasets.

NPMI weighting matrix. We randomly sample 150M tweets from the 350M tweets with at least one emoji each. We extract all emojis in each tweet and count the frequencies of emojis as well as co-occurrences between emojis. To avoid noisy relatedness from low frequency pairs, we filter out emoji pairs, (y_i, y_a) , whose co-occurrences are less than 20 times or $0.02 \times$ frequency of y_i . We employ Eq. 8 to calculate NPMI for each emoji pair. Similarly, we calculate the NPMI weighting matrix using 150M with at least one hashtag each and

¹⁷The number of Emoji classes is 1,067.

¹⁸For short, we refer to the official released XLM-RoBERTa_{Base} as XLM-R in the rest of the paper.

filtering out low frequency pairs.

D.2 Baselines

We compare our proposed method against 11 strong baselines, which we describe here. **(1) RB:** The original pre-trained RoBERTa, fine-tuned on downstream tasks with standard cross-entropy loss. **(2) MLM:** We continue pre-training RoBERTa on our TweetEmoji-EN dataset with solely the MLM objective in Eq. 10 (Appendix B.3), then fine-tune on downstream tasks. **(3) Emoji-Based MLM (E-MLM):** Following Corazza et al. (2020), we mask emojis in tweets and task the model to predict them, then fine-tune on downstream tasks. **(4) SLP:** A RoBERTa model fine-tuned on the *surrogate label prediction* task (emoji prediction) with cross-entropy loss, then fine-tuned on downstream tasks. **Supervised Contrastive Learning:** We also compare to state-of-the-art supervised contrastive fine-tuning frameworks. We take the original pre-trained RoBERTa and fine-tune it on each task with **(5) SCL** (Gunel et al., 2021) and **(6) LCL** (Suresh and Ong, 2021), respectively. Both works combine supervised contrastive loss with standard cross-entropy as well as augmentation of the training data to construct positive pairs. We follow the augmentation technique used in Suresh and Ong (2021), which replaces 30% of words in the input sample with their synonyms in WordNet dictionary (Miller, 1995). **Self-Supervised Contrastive Learning.** We further train RoBERTa on different recently proposed self-supervised contrastive learning frameworks. **(7) SimCSE-Self.** Gao et al. (2021) introduce SimCSE where they produce a positive pair by applying different dropout masks on input text twice. We similarly acquire a positive pair using the same dropout method. **(8) SimCSE-Distant.** Gao et al. (2021) also propose a supervised SimCSE that utilizes gold NLI data to create positive pairs where an anchor is a premise and a positive sample is an entailment. Hence, we adapt the supervised SimCSE framework to our distantly supervised data and construct positive pairs applying our epoch-wise re-pairing strategy. Specifically, each anchor has one positive sample that employs the same emoji as the anchor in a batch. **(9) Mirror-BERT.** (Liu et al., 2021a) construct Mirror-BERT by random span masking as well as different dropout masks. After contrastive learning, sentence-encoder models are fine-tuned on downstream tasks with the cross-entropy loss.

(10) Weakly-supervised Contrastive Learning. We simplify and adapt the WCL framework of Zheng et al. (2021) to language: We first encode unlabelled tweets to sequence-level representation vectors using the hidden state of the ‘[CLS]’ token from the last layer of RoBERTa. All unlabelled tweets are clustered by applying k -means to their representation vectors. We then use the cluster IDs as weak labels to perform an SCL to pull the tweets assigned to the same cluster closer. Following Zheng et al. (2021), we also include an SSCL loss by augmenting the positive sample of an anchor using random span as well as dropout masking. We jointly optimize the SCL and SSCL losses in our implementation. **(11) Domain-Specific PLM (BTw):** We compare to the SoTA domain-specific PLM, BERTweet (Nguyen et al., 2020). BERTweet was pre-trained on 850M tweets with RoBERTa_{Base} architecture. We download the pre-trained BERTweet checkpoint from Huggingface’s Transformers (Wolf et al., 2020) library and fine-tune it on each downstream task with cross-entropy loss. More details about hyper-parameters of these baselines are in Appendix D.3.

D.3 Hyper-Parameters

InfoDCL Training Hyper-Parameters. For hyper-parameter tuning of our proposed InfoDCL framework, we randomly sample 5M tweets from our TweetEmoji-EN dataset. We continue training the pre-trained RoBERTa for three epochs with Adam optimizer with a weight decay of 0.01 and a peak learning rate of $2e - 5$. The batch size is 128, and the total number of input samples is 256 after constructing positive pairs. As Gao et al. (2021) find contrastive learning is not sensitive to the learning rate nor batch size when further training a PLM, we do not fine-tune these (i.e., the learning rate and batch size) in this paper. Following (Liu et al., 2019), we mask 15% of tokens for our MLM objective. We fine-tune the loss scaling weights λ_1 in a set of $\{0.1, 0.3, 0.4\}$, λ_2 in a set of $\{0.1, 0.3, 0.5\}$, and γ in a set of $\{0.1, 0.3, 0.5, 0.7, 0.9\}$. To reduce search space, we use the same temperature value for the τ in Eq. 3 and Eq. 4 and fine-tune in a set of $\{0.1, 0.3, 0.5, 0.7, 0.9\}$. We use grid search to find the best hyper-parameter set and evaluate performance on the Dev set of the 15 English language Twitter datasets (excluding SentiThel).¹⁹ We

¹⁹We fine-tune the learned model on each downstream task with an arbitrary learning rate of $5e - 6$, a batch size of 16, and a training epoch of 20. The performance is macro- F_1 over

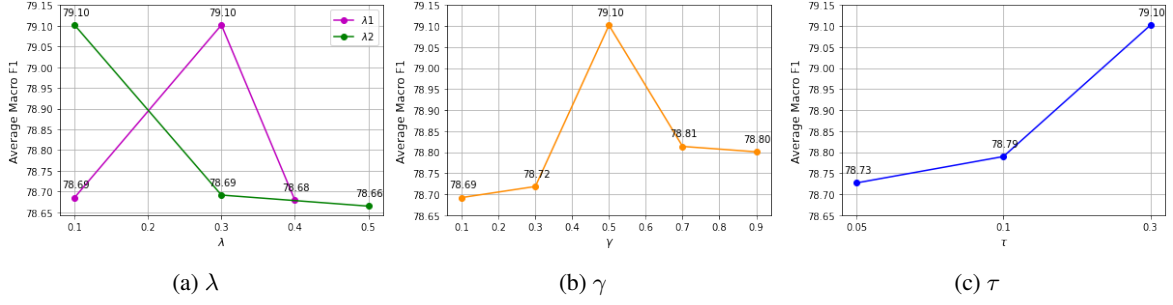


Figure 4: Hyper-parameter Optimization. We report the average validation F_1 across 15 English in-domain datasets.

select the best hyper-parameter set that achieves the best macro- F_1 averaged over the 15 downstream tasks. Our best hyper-parameter set is $\lambda_1 = 0.3$, $\lambda_2 = 0.1$, $\gamma = 0.5$, and $\tau = 0.3$. As Figure 4 shows, our model is not sensitive to these hyper-parameters, and we observe that all the differences are less than 0.45 comparing to the best hyper-parameter set. We continue training RoBERTa/BERTweet on TweetEmoji-EN dataset with the InfoDCL objective and the best hyper-parameters. We train each InfoDCL model for three epochs and utilize 4 Nvidia A100 GPU (40GB each) and 24 CPU cores. Each epoch takes around 3 hours.

Downstream Task Fine-Tuning Hyper-Parameters. Furthermore, we take the model trained with the best hyper-parameters and search the best hyper-parameter set of downstream task fine-tuning. We search the batch size in a set of $\{8, 16, 32, 64\}$ and the peak learning rate in a set of $\{2e-5, 1e-5, 5e-6\}$. We identify the best fine-tuning hyper-parameters based on the macro- F_1 ²⁰ on Dev sets averaged over the 16 English language Twitter datasets. Our best hyper-parameters for fine-tuning is a learning rate of $1e-5$ and a batch size of 32. For all the downstream task fine-tuning experiments in this paper, we train a model on the task for 20 epochs with early stop (*patience* = 5 epochs). We use the same hyper-parameters identified in this full data setting for our few-shot learning. For each dataset, we fine-tune for five times with a different random seed every time, and report the mean macro- F_1 of the five runs. Each downstream fine-tuning experiment use a single Nvidia A100 GPU (40GB) and 4 CPU cores.

Baseline Hyper-Parameters. Our **Baseline (1)**

is directly fine-tuning RoBERTa on downstream tasks. We fine-tune Baseline (1) hyper-parameters as follows: The batch size is chosen from a set of $\{8, 16, 32, 64\}$ and the peak learning rate in a set of $\{2e-5, 1e-5, 5e-6\}$. The best hyper-parameters for RoBERTa fine-tuning is a learning rate of $2e-5$ and a batch size of 64.

For **Baseline (2-3)**, we further pre-train the RoBERTa model for three epochs (same as our InfoDCL) with the MLM objective with an arbitrary learning rate of $5e-5$ and a batch size of 4,096. We mask 15% of tokens in each input tweet. For Baseline (3), we give priority to masking emojis in a tweet: if the emoji tokens are less than 15%, we then randomly select regular tokens to complete the percentage of masking to the 15%. **Baseline (4)** is about surrogate label prediction (with emojis). We also train Baseline (4) for three epochs with a learning rate of $2e-5$ and a batch size of 4,096. After training, models are fine-tuned on downstream tasks using the same hyper-parameters as our proposed model.

Baselines (5-7). **SimCSE** (Gao et al., 2021) was trained in two setups, i.e., self-supervised and supervised by label data. We also train RoBERTa on both settings. For *self-supervised SimCSE*, we train RoBERTa on our TweetEmoji dataset for three epochs with a learning rate of $2e-5$, a batch size of 256, and τ of 0.05. For the *distantly-supervised SimCSE*, we construct positive pairs as described in Section B.4. Similar to self-supervised SimCSE, we train RoBERTa for three epochs with a learning rate of $2e-5$ but with a batch size of 128.²¹ The pre-training of **Mirror-BERT** is similar to the pre-training of self-supervised SimCSE. We set the span masking rate of $k = 3$, a temperature of 0.04, a learning rate of $2e-5$, and a batch size of 256. Trained models, then, are fine-tuned

three runs with random seeds.

²⁰We run three times and use the mean of them.

²¹After pairing, each batch include 256 unique tweets.

on downstream tasks. For downstream task fine-tuning with baselines 2-7, we use the same hyper-parameters identified with InfoDCL downstream task fine-tuning.

Baselines (8-9). **SCL** (Gunel et al., 2021) and **LCL** (Suresh and Ong, 2021) directly fine-tune on downstream tasks with cross-entropy loss. We reproduce these two methods on our evaluation tasks. For SCL, we follow Gunel et al. (2021) and fine-tune each task with a temperature of $\tau = 0.3$, a SCL scaling weighting of 0.9, and a learning rate of $2e - 5$. For LCL, we fine-tune each task with a temperature τ of 0.3, a LCL scaling weighting of 0.5, and a learning rate of $2e - 5$.

Baselines (10). We implement **WCL** (Zheng et al., 2021) to continue train RoBERTa with our emoji dataset. We remove all emojis in the 31M tweets and encode tweets using the hidden state of '[CLS]' token from the last layer of RoBERTa. The tweets are then clustered by k -means clustering algorithm.²² For hyper-parameter tuning of WCL, we randomly sample 5M tweets from TweetEmoji-EN and train a model for three epochs with different hyper-parameter sets. We search the number of clusters in a set of $\{200, 500, 1067, 2000\}$ and temperature τ in a set of $\{0.1, 0.3\}$. To reduce the search space, we use the same temperature value for SSCL and SCL losses. We evaluate performance on the Dev set of the 16 English language Twitter datasets²³ and find the best hyper-parameter set is $k = 1067$ and $\tau = 0.1$. We then train WCL on the TweetEmoji-EN dataset for three epochs with our best hyper-parameters and fine tune the model on 24 downstream tasks with the same hyper-parameters identified for InfoDCL downstream fine-tuning.

Baseline (11). We fine-tune BERTweet with hyperparameters utilized in (Nguyen et al., 2020) that are a fixed learning of $1e - 5$ and a batch size of 32.

Multi-Lingual Experiment Hyper-Parameters. For multi-lingual experiments, we utilize the pre-trained XLM-RoBERTa_{Base} model (Conneau et al., 2020) as our initial checkpoint. We continue training XLM-R on multi-lingual tweets with our methods and the best hyperparameters identified for English. For the downstream fine-tuning, we use as same as the

| | λ_1 | λ_2 | γ | τ | lr | batch |
|----------------------|-------------|-------------|----------|--------|----------|-------|
| InfoDCL PT (emoji) | 0.3 | 0.1 | 0.5 | 0.3 | $2e - 5$ | 128 |
| InfoDCL PT (hashtag) | 0.4 | 0.1 | 0.1 | 0.1 | $2e - 5$ | 128 |
| DCL PT (emoji) | - | - | 0.5 | 0.3 | $2e - 5$ | 128 |
| DCL PT (hashtag) | - | - | 0.1 | 0.1 | $2e - 5$ | 128 |
| Downstream FT | - | - | - | - | $1e - 5$ | 32 |
| RoBERTa FT | - | - | - | - | $2e - 5$ | 64 |
| MLM | - | - | - | - | $5e - 5$ | 4,096 |
| E-MLM | - | - | - | - | $5e - 5$ | 4,096 |
| SLP | - | - | - | - | $2e - 5$ | 4,096 |
| SimCSE-Self | - | - | - | 0.05 | $2e - 5$ | 256 |
| SimCSE-Distant | - | - | - | 0.05 | $2e - 5$ | 128 |
| Mirror-BERT | - | - | - | 0.04 | $2e - 5$ | 256 |
| SCL | - | - | - | 0.30 | $2e - 5$ | 32 |
| LCL | - | - | - | 0.30 | $2e - 5$ | 32 |
| WCL | - | - | - | 0.10 | $2e - 5$ | 256 |
| BERTweet FT | - | - | - | - | $1e - 5$ | 32 |

Table 7: Hyper-parameter values using in this paper. **PT**: Pre-training, **FT**: Downstream fine-tuning.

best hyperparameters identified for English tasks.

Hashtag Experiment Hyper-Parameters. For the hashtag-based experiments presented in Section E.4, We use the same hyper-parameter optimization set up to find the best hyper-parameter set for hashtag-based models. The best hyper-parameter set for hashtag-based models is $\lambda_1 = 0.4$, $\lambda_2 = 0.1$, $\gamma = 0.1$, and $\tau = 0.1$. We then use the same downstream fine-tuning hyper-parameters identified with emoji-based InfoDCL for downstream task.

E Results

E.1 Comparisons to Individual SoTAs.

Although the focus of our work is on producing effective representations suited to the whole class of sociopragmatic meaning tasks, rather than to one or another of these tasks, we also compare our methods on each dataset to other reported task-specific SoTA models on that particular dataset in Table 8. We compare our methods on each dataset to other reported task-specific SoTA models on that particular dataset as shown. Due to diverse metrics used in previous studies, we compare models of each task reporting the corresponding metric of the SoTA method. Some SoTA models are trained on different data splits or use different evaluation approaches (e.g., Olteanu et al. (2014) is evaluated by cross-validation). To provide meaningful comparisons, we thus fine-tune BERTweet on our splits and report against our models. Our methods outperform SoTA on 11 out of 16 in-domain datasets and four out of eight out-of-domain datasets. We achieve the best average score over 16 in-domain datasets applying our model on BERTweet. Further training RoBERTa with our methods obtains the best average score across

²²We use mini-batch k -means clustering from scikit-learn (Pedregosa et al., 2011).

²³We fine tune the trained WCL model with a learning rate of $1e - 5$ and a batch size of 32.

the eight out-of-domain datasets. We note that some SoTA models adopt task-specific approaches and/or require task-specific resources. For example, Ke et al. (2020) utilize SentiWordNet to identify the sentiment polarity of each word. In this work, our focus on producing effective representations suited for the whole class of sociopragmatic meaning tasks, rather than one or another of these tasks. Otherwise, we hypothesize that task-specific approaches can be combined with our InfoDCL methods to yield even better performance on individual tasks.

| | Task | Metric | SoTA | BTw | InfoDCL RB | InfoDCL BTw |
|---------------|-------------|-------------|--------------------------|--------------|--------------|--------------|
| In-Domain | CrisisOltea | M- F_1 | 95.60* | 95.76 | 96.01 | 95.84 |
| | EmoMoham | M- F_1 | 78.50♣ | 80.23 | 81.34 | 81.96 |
| | HateWas | W- F_1 | 73.62** | 88.95 | 88.73 | 89.12 |
| | HateDav | W- F_1 | 90.00† | 91.26 | 91.12 | 91.27 |
| | HateBas | M- F_1 | 65.10♡ | 53.62 | 52.84 | 53.95 |
| | HumorMea | M- F_1 | 98.54= | 94.43 | 93.75 | 94.04 |
| | IronyHee-A | $F_1^{(i)}$ | 70.50†† | 73.99 | 72.10 | 74.81 |
| | IronyHee-B | M- F_1 | 50.70†† | 56.73 | 57.22 | 59.15 |
| | OffenseZamp | M- F_1 | 82.90‡ | 79.35 | 81.21 | 79.83 |
| | SarcRiloff | $F_1^{(s)}$ | 51.00‡‡ | 66.59 | 65.90 | 69.28 |
| | SarcPtacek | M- F_1 | 92.37§ | 96.40 | 96.10 | 96.67 |
| | SarcRajad | Acc | 92.94§§ | 95.30 | 95.20 | 95.32 |
| | SarcBam | Acc | 85.10 | 81.79 | 81.51 | 83.22 |
| | SentiRosen | M-Rec | 72.60♣ | 72.91 | 72.77 | 72.46 |
| | SentiThel | Acc | 88.00◇ | 89.81 | 91.81 | 90.67 |
| | StanceMoham | Avg(a,f) | 71.00♣ | 71.26 | 73.31 | 72.09 |
| | Average | - | 78.65 | 80.52 | 80.68 | 81.23 |
| Out-of-Domain | EmotionWall | M- F_1 | 57.00◇ | 64.48 | 68.41 | 65.61 |
| | EmotionDem | W- F_1 | 64.80⊥ | 64.53 | 65.16 | 64.80 |
| | SarcWalk | M- F_1 | 69.00◇ | 67.27 | 68.45 | 67.30 |
| | SarcOra | M- F_1 | 75.00◇ | 77.33 | 77.41 | 76.88 |
| | Senti-MR | Acc | 90.82^b | 87.95 | 89.43 | 88.21 |
| | Senti-YT | Acc | 93.00◇ | 93.24 | 93.12 | 93.47 |
| | SST-5 | Acc | 58.59^b | 56.32 | 57.74 | 57.23 |
| | SST-2 | Acc | 96.70^d | 93.32 | 94.98 | 93.73 |
| | Average | - | 75.61 | 75.55 | 76.84 | 75.90 |

Table 8: Model comparisons. **SoTA**: Previous state-of-the-art performance on each respective dataset. **Under-score** indicates that our models are trained on different data splits to the SoTA model, where the result is not directly comparable. **BTw**: BERTweet (Nguyen et al., 2020), a SOTA Transformer-based pre-trained language model for English tweets. We compare using the same metrics employed on each dataset. **Metrics**: **M- F_1** : macro F_1 , **W- F_1** : weighted F_1 , $F_1^{(i)}$: F_1 irony class, $F_1^{(s)}$: F_1 sarcasm class, **M-Rec**: macro recall, **Avg(a,f)**: Average F_1 of the *against* and *in-favor* classes (three-way dataset). * Liu et al. (2021b), ♣ Barbieri et al. (2020), ** Waseem and Hovy (2016), † Davidson et al. (2017), ♡ Basile et al. (2019), = Meaney et al. (2021), †† Hee et al. (2018), ‡ Zampieri et al. (2019b), ‡‡ Riloff et al. (2013), § Ptáček et al. (2014), §§ Rajadesingan et al. (2015), || Bamman and Smith (2015), ◇ Felbo et al. (2017), ♣ Mohammad et al. (2016), ⊥ Suresh and Ong (2021), ^b Ke et al. (2020), ^d Tian et al. (2020).

E.2 Few Shot Learning

Since InfoDCL exploits an extensive set of cues in the data that capture a broad range of fine-grained sociopragmatic meaning concepts, we hypothesize it will be also effective in few-shot learning. Hence, we test this hypothesis for both in-domain and out-of-domain tasks. Figure 5 and Table 17 compare our models to three strong baselines when they are trained with different percentages of training samples. Results show that our proposed InfoDCL model always outperforms all baselines on average F_1 scores across both in-domain and out-of-domain tasks. For 16 in-domain tasks, our InfoDCL-RoBERTa remarkably surpasses the RoBERTa baseline with a sizable 12.82 average F_1 scores when we only provide 1% training data from downstream tasks. Compared to other strong baselines, fine-tuning BERTweet and SimCSE-Distant (also our method), InfoDCL-RoBERTa outperforms these with 12.91 and 3.55 average F_1 scores, respectively, when we use 1% training data for downstream fine-tuning. With only 5% of gold data, InfoDCL-RoBERTa improves 5.76 points over the RoBERTa baseline. For eight out-of-domain tasks, InfoDCL-RoBERTa outperforms the RoBERTa, BERTweet, and SimCSE-Distant baselines with 16.23, 15.52, and 2.89 average F_1 scores, respectively, when the models are only fine-tuned on 1% training data of downstream tasks. As Figure 5b and Table 17 show, InfoDCL-RoBERTa consistently outperforms all the baselines given *any* percentage of training data. Tables 18, 19, 20, 21, 22, and 23, respectively, present the performance of RoBERTa, BERTweet, SimCSE-Distant, DCL, InfoDCL-RoBERTa, InfoDCL-BERTweet on all our 24 English downstream datasets and various few-shot settings.

E.3 Multilingual Tasks

We also investigate the effectiveness of our proposed model on multi-lingual tasks. Table 9 shows the performance on nine downstream tasks in three different languages. Here, we continue training XLM-R with our proposed objectives. We experiment with three settings: (1) English only: training on the TweetEmoji-1M and evaluating on the nine multilingual datasets, (2) Target mono-lingual: training on each 1M mono-lingual tweets in the target language independently (i.e., TweetEmoji-AR for Arabic, TweetEmoji-IT for Italian, and TweetEmoji-ES for Spanish) and evaluating on the

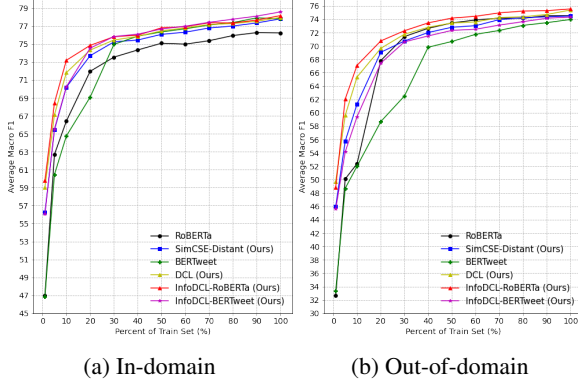


Figure 5: Few-shot learning on downstream tasks where we use varying percentages of Train sets. The y -axis indicates the average Test macro F_1 across 16 Twitter and eight out-of-domain benchmarks. The x -axis indicates the percentage of Train set used to fine-tune the model.

respective dataset corresponding to the same language as training data, and (3) Multilingual: training on the TweetEmoji-Multi dataset and evaluating on the nine multilingual datasets. We still use the NPMI weighting matrix generated from English tweets in these experiments.²⁴ Table 9 shows that our models outperform the original XLM-R on all the datasets and obtains improvements of 1.44 and 0.85 average F_1 across the nine datasets under the multilingual and target mono-lingual settings, respectively. Training on English mono-lingual data helps four datasets, but cannot benefit all the nine non-English datasets on average. Compared to previous SoTA models, our proposed methods outperform these on six out of nine datasets.²⁵ These results demonstrate that our methods are not only task-agnostic within the realm of sociopragmatic meaning tasks, but also language-agnostic.

E.4 Using Hashtag as Distant Supervision

As Table 10 presents, our proposed method also can enhance the representation quality using hashtags as distantly supervised labels. InfoDCL-RoBERTa, the model further training RoBERTa with our method, obtains average F_1 of 77.36 and 75.43 across the 16 in-domain and eight out-of-domain datasets, respectively, when we use Tweet-Hashtag. Compared to baselines, our DCL ob-

²⁴We plan to explore generating the NPMI weighting matrix from multilingual data in the future work.

²⁵For Emo-esMoham, we use fine-tuning XLM-R as SoTA model because we convert the intensity regression task to a emotion classification and there is no SoTA model.

| L | Task | XLM | InfoDCL-XLMR | | | SoTA |
|---------|-------------|-------|--------------|--------------|--------------|--------------------|
| | | | EN | Mono | Mult | |
| AR | EmOMag | 72.23 | 72.08 | 72.59 | 72.56 | 60.32* |
| | IronyGhan | 81.15 | 78.75 | 81.85 | 82.23 | 84.40 [†] |
| | OffenseMub | 84.87 | 85.08 | 85.61 | 87.10 | 90.50 [‡] |
| IT | EmoBian | 70.37 | 73.51 | 73.58 | 74.36 | 71.00 [§] |
| | IronyCig | 73.22 | 73.52 | 74.07 | 73.42 | 73.10 [♣] |
| | HateBos | 78.63 | 78.06 | 79.44 | 79.77 | 79.93 [◇] |
| ES | Emo-esMoham | 76.61 | 76.59 | 77.29 | 77.66 | - |
| | IronyOrt | 72.88 | 73.11 | 72.98 | 74.91 | 71.67 [♣] |
| | Hate-esBas | 76.07 | 75.33 | 76.33 | 77.03 | 73.00 [♡] |
| Average | | 76.23 | 76.23 | 77.08 | 77.67 | - |

Table 9: Results of multi-lingual tasks on macro- F_1 . **SoTA**: Previous SoTA performance on each respective dataset. **Underscore** indicates that our models are trained on different data splits to the SoTA model. **L**: Language, **XLM**: XLM-R. Downstream task: **AR**: Arabic, **IT**: Italian, **ES**: Spanish. Pre-raining data: **EN**: English monolingual tweets, **Mono**: monolingual tweets in corresponding language, **Mult**: combined data that includes four languages and a total number of 4.5M tweets. * (Abdul-Mageed et al., 2020), [†] (Ghanem et al., 2019), [‡] (Mubarak et al., 2020), [§] (Bianchi et al., 2021), [♣] (Cignarella et al., 2018), [◇] (Bosco et al., 2018), [♡] (Ortega-Bueno et al., 2019), [♡] (Basile et al., 2019).

tains the best performance average F_1 score across 16 in-domain datasets ($F_1 = 77.64$). InfoDCL-BERTweet, the further pre-trained BERTweet with our method, obtains average F_1 of 78.29 and 74.44 across the 16 in-domain and eight out-of-domain datasets, respectively.

E.5 Topic Classification

We fine-tune baselines and our models on two topic classification datasets and report macro F_1 scores in Table 11. We find that our hashtag-based InfoDCL model acquires best performance on both datasets, for AGNews $F_1 = 97.42$, and for TopicDao $F_1 = 94.80$. These results indicate that our methods can also effectively improve topic classification when we use hashtags as distant labels.

E.6 SentEval

Each STS dataset includes pairs of sentences each with a gold semantic similarity score ranging from 0 to 5. We encode each sentence by the hidden state of '[CLS]' token from the last Transformer encoder layer. We then calculate the Spearman's correlation between cosine similarity of sentence embeddings and the gold similarity score of each pair. Same as Mirror-BERT (Liu et al., 2021a) and SimCSE (Gao et al., 2021), we report the over-

| | Task | RB | MLM | H-MLM | SLP | Mir-B | Sim-S | Sim-D | WCL | DCL | Ours-R | BTw | Ours-B |
|---------------|-------------|-------|--------------|--------------|--------------|-------|-------|--------------|-------|--------------|--------------|--------------|--------------|
| In-Domain | CrisisOitea | 95.87 | 95.75 | 95.74 | 95.96 | 96.12 | 95.88 | 95.94 | 95.84 | 95.92 | 95.94 | 95.76 | 95.84 |
| | EmoMoham | 78.76 | 79.17 | 79.70 | 78.85 | 78.67 | 77.58 | 80.55 | 77.33 | 80.36 | 80.58 | 80.23 | 80.22 |
| | HateWas | 57.01 | 57.70 | 57.22 | 57.55 | 56.78 | 56.40 | 56.40 | 57.59 | 57.17 | 56.64 | 57.32 | 57.11 |
| | HatePav | 76.04 | 76.81 | 77.59 | 77.40 | 76.71 | 75.81 | 76.75 | 76.82 | 77.44 | 77.17 | 76.93 | 78.31 |
| | HateGas | 47.85 | 50.28 | 50.96 | 49.11 | 46.26 | 45.90 | 50.22 | 48.04 | 48.93 | 49.99 | 53.62 | 53.75 |
| | HumorMea | 93.28 | 93.30 | 93.46 | 93.55 | 92.21 | 91.81 | 94.07 | 92.51 | 94.64 | 93.88 | 94.43 | 94.25 |
| | IronyHee-A | 72.87 | 73.05 | 73.68 | 73.87 | 71.64 | 69.76 | 77.41 | 72.88 | 76.41 | 75.94 | 77.03 | 79.51 |
| | IronyHee-B | 53.20 | 51.12 | 54.75 | 54.76 | 50.70 | 48.68 | 55.38 | 51.84 | 57.36 | 55.74 | 56.73 | 58.78 |
| | OffenseZamp | 79.93 | 79.81 | 79.20 | 80.74 | 79.73 | 79.74 | 80.56 | 79.53 | 80.55 | 80.65 | 79.35 | 79.36 |
| | SarcRiloff | 73.71 | 70.04 | 72.44 | 74.12 | 68.73 | 67.92 | 75.22 | 70.51 | 75.90 | 74.51 | 78.76 | 78.83 |
| | SarcPtacek | 95.99 | 95.99 | 96.15 | 95.99 | 95.57 | 95.20 | 96.07 | 95.68 | 96.19 | 95.98 | 96.40 | 96.66 |
| | SarcRajad | 85.21 | 85.97 | 85.79 | 85.72 | 84.60 | 83.93 | 86.71 | 85.61 | 86.76 | 86.77 | 87.13 | 87.43 |
| | SarcBam | 79.79 | 80.32 | 80.84 | 80.09 | 78.95 | 78.31 | 81.45 | 79.79 | 81.24 | 80.33 | 81.76 | 83.87 |
| | SentiRosen | 89.55 | 89.59 | 90.20 | 89.05 | 87.33 | 85.58 | 90.35 | 88.34 | 90.76 | 90.93 | 89.53 | 89.59 |
| | SentiThel | 71.41 | 72.19 | 71.72 | 71.81 | 71.12 | 70.66 | 72.19 | 71.63 | 71.71 | 71.93 | 71.64 | 71.82 |
| | StanceMoham | 69.44 | 69.95 | 70.34 | 69.77 | 65.47 | 64.76 | 70.16 | 68.80 | 70.87 | 70.73 | 68.33 | 67.30 |
| | Average | 76.24 | 76.31 | 76.86 | 76.77 | 75.04 | 74.25 | 77.46 | 75.80 | 77.64 | 77.36 | 77.81 | 78.29 |
| Out-of-Domain | EmotionWall | 66.51 | 66.41 | 67.34 | 65.27 | 63.92 | 62.19 | 68.37 | 63.45 | 67.78 | 67.74 | 64.48 | 64.64 |
| | EmotionDem | 56.59 | 56.19 | 56.50 | 56.00 | 56.15 | 56.20 | 56.68 | 55.78 | 56.24 | 55.76 | 53.33 | 55.61 |
| | SarcWalk | 67.50 | 67.90 | 68.66 | 65.06 | 63.65 | 66.15 | 67.48 | 66.87 | 66.53 | 68.44 | 67.27 | 67.86 |
| | SarcOra | 76.92 | 77.41 | 76.06 | 76.85 | 75.37 | 76.34 | 76.82 | 76.44 | 77.38 | 77.77 | 77.33 | 77.04 |
| | Senti-MR | 89.00 | 89.90 | 89.48 | 88.96 | 88.86 | 88.73 | 90.29 | 88.94 | 90.14 | 90.12 | 87.94 | 88.06 |
| | Senti-YT | 90.22 | 90.65 | 90.40 | 90.19 | 89.59 | 87.74 | 91.81 | 90.44 | 91.68 | 92.16 | 92.25 | 92.65 |
| | SST-5 | 54.96 | 55.92 | 55.52 | 55.69 | 55.00 | 54.35 | 56.26 | 54.18 | 55.40 | 56.33 | 55.74 | 55.97 |
| | SST-2 | 94.57 | 94.69 | 94.34 | 94.39 | 93.76 | 93.07 | 94.14 | 94.12 | 94.42 | 95.15 | 93.32 | 93.72 |
| | Average | 74.53 | 74.88 | 74.79 | 74.05 | 73.29 | 73.10 | 75.23 | 73.78 | 74.94 | 75.43 | 73.96 | 74.44 |

Table 10: Results of using hashtags as distant labels. We continue training RoBERTa (RB) and BERTweet (BTw) with our proposed framework InfoDCL on TwitterHashtag-EN respectively. Models are evaluated on 24 social media benchmarks. We report average macro- F_1 over five runs. **RB**: Fine-tuning on original pre-trained RoBERTa (Liu et al., 2019); **MLM**: Further pre-training RoBERTa with MLM objective; **H-MLM**: Hashtag-based MLM; **SLP**: Surrogate label prediction; **Mir-B**: Mirror-BERT (Liu et al., 2021a); **Sim-S**: SimCSE-Self (Gao et al., 2021); **Sim-D**: (Ours) SimCSE-Distant trained with distantly supervised positive pairs with SSCL loss; **BTw**: BERTweet (Nguyen et al., 2020); **DCL**: (Ours) Trained with \mathcal{L}_{DCL} only (without MLM and SLP objectives); **WCL**: Weakly-supervised contrastive learning (Zheng et al., 2021); **Ours-R** and **Ours-B**: continue training RoBERTa and BERTweet, respectively, with our proposed InfoDCL method.

| Emoji-based | | | | Hashtag-based | | | |
|-------------|--------------|--------------|--------------|---------------|--------------|--------------|--------------|
| Model | AGN | Topic | Ave | Model | AGN | Topic | Ave |
| RB | 96.97 | 94.75 | 95.86 | - | - | - | - |
| MLM | 97.00 | 94.58 | 95.79 | MLM | 97.01 | 94.78 | 95.89 |
| E-MLM | 96.97 | 94.73 | 95.85 | E-MLM | 97.13 | 94.66 | 95.90 |
| SLP | 97.12 | 94.54 | 95.83 | SLP | 97.04 | 94.63 | 95.84 |
| Mir-B | 96.86 | 94.72 | 95.79 | Mir-B | 97.13 | 94.66 | 95.90 |
| Sim-S | 96.88 | 94.73 | 95.81 | Sim-S | 96.90 | 94.65 | 95.78 |
| Sim-D | 97.08 | 94.70 | 95.89 | Sim-D | 97.30 | 94.79 | 96.04 |
| WCL | 97.13 | 94.65 | 95.89 | WCL | 97.09 | 94.56 | 95.83 |
| DCL | 97.08 | 94.59 | 95.84 | DCL | 97.23 | 94.64 | 95.93 |
| Ours-RB | 97.01 | 94.48 | 95.74 | Ours-RB | 97.42 | 94.80 | 96.11 |
| BTw | 97.00 | 94.43 | 95.72 | - | - | - | - |
| Ours-BTw | 97.05 | 94.47 | 95.76 | Ours-BTw | 97.26 | 94.49 | 95.87 |

Table 11: Results on topic classification. We report macro average F_1 over five runs. **Dataset**: AGN: AG-News, **Topic**: Topic_{Dao}.

all Spearman’s correlation. For transfer learning tasks, we follow the evaluation protocol of SentEval, where a trainable logistic regression classifier is added on top of a frozen encoder that is an PLM. We report classification accuracy of eight transfer learning datasets in Tables 12. Although our InfoDCL underperforms Mirror-BERT on all STS datasets, but it still outperforms than baseline 1, 2, and 3. Our InfoDCL is not designed to improve STS task but it does not hurt performance compared to baseline 2. Moreover, our InfoDCL achieves the best average performance on eight transferring datasets. We note that four datasets

are sociopragmatic meaning tasks. Only regarding the other four non-sociopragmatic meaning tasks, our InfoDCL model still outperforms most baselines and achieves the second best performance on average, which is only 0.40 F_1 points lower than Mirror-BERT.

F Analyses

F.1 On Treating Surrogate Labels

Should we cluster or push apart the large number of fine-grained (correlated) classes? In previous works, contrastive learning is used to push apart samples from different classes. Suresh and Ong (2021) propose the LCL to penalize samples that is more confusable. In this paper, we hypothesize that we should also incorporate inter-class relations into learning objectives (our CCL). Hence, we introduce the PMI score into SCL to *scale down* the loss of a pair belonging to semantically related classes (emojis) as defined in Section 3.3 (which should help cluster our fine-grained classes). Here, we investigate an alternative strategy where we explore using the PMI scores as weights to *scale up* the loss of a pair with related labels (which should keep the fine-grained emoji classes separate). Hence, we set $w_{y_i, y_a} = 1 + Sim(y_i, y_a)$

| Task | RB | MLM | E-MLM | SLP | Mir-B | Sim-S | Sim-D | WCL | DCL | Ours-R | BTw | Ours-B |
|----------------|--------------|--------------|--------------|--------------|--------------|--------------|--------------|--------------|--------------|--------------|--------------|--------------|
| STS12 | 15.88 | 37.71 | 34.55 | 50.07 | 59.07 | 54.18 | 46.13 | 34.81 | 46.46 | 48.13 | 29.20 | 42.54 |
| STS13 | 38.11 | 55.72 | 53.90 | 53.87 | 69.89 | 65.06 | 45.99 | 37.56 | 47.24 | 51.44 | 36.26 | 44.40 |
| STS14 | 28.58 | 40.16 | 40.86 | 44.88 | 63.82 | 59.18 | 43.20 | 24.51 | 42.76 | 46.79 | 33.76 | 38.95 |
| STS15 | 40.22 | 59.49 | 56.35 | 61.83 | 73.78 | 70.30 | 52.76 | 50.36 | 49.11 | 58.04 | 49.19 | 54.67 |
| STS16 | 50.12 | 62.13 | 65.12 | 58.41 | 74.20 | 70.45 | 51.17 | 36.33 | 45.39 | 57.09 | 46.99 | 49.42 |
| SICK-R | 62.54 | 64.42 | 63.48 | 64.21 | 64.29 | 63.53 | 57.14 | 47.22 | 56.93 | 62.81 | 48.76 | 59.15 |
| STS-B | 46.63 | 56.00 | 58.50 | 59.93 | 68.75 | 64.49 | 53.00 | 42.24 | 50.64 | 56.65 | 38.24 | 52.46 |
| Average | 40.30 | 53.66 | 53.25 | 56.17 | 67.69 | 63.88 | 49.91 | 39.00 | 48.36 | 54.42 | 40.34 | 48.80 |
| MR | 75.92 | 76.85 | 80.62 | 86.79 | 76.72 | 73.77 | 86.04 | 78.96 | 86.83 | 86.66 | 79.58 | 86.12 |
| CR | 69.59 | 77.35 | 84.79 | 89.69 | 81.48 | 80.19 | 89.48 | 83.74 | 90.36 | 89.75 | 80.82 | 89.62 |
| SUBJ | 91.50 | 90.63 | 91.01 | 92.24 | 91.57 | 90.29 | 91.24 | 92.91 | 92.61 | 93.71 | 93.03 | 93.53 |
| MPQA | 73.75 | 80.40 | 78.54 | 87.93 | 85.39 | 83.92 | 87.18 | 85.30 | 87.51 | 87.12 | 71.78 | 86.21 |
| SST2 | 82.81 | 85.50 | 88.14 | 92.53 | 81.05 | 78.69 | 91.87 | 85.28 | 91.43 | 92.59 | 86.66 | 91.10 |
| SST5 | 38.46 | 41.81 | 46.65 | 52.31 | 44.48 | 41.45 | 48.60 | 43.48 | 50.77 | 53.08 | 43.71 | 52.13 |
| TREC | 61.40 | 73.20 | 72.20 | 78.60 | 87.00 | 86.00 | 74.60 | 84.20 | 75.80 | 83.00 | 80.80 | 83.40 |
| MRPC | 71.42 | 73.04 | 74.09 | 74.61 | 74.67 | 74.49 | 71.59 | 71.88 | 71.54 | 73.22 | 72.35 | 72.00 |
| Average | 70.61 | 74.85 | 77.01 | 81.84 | 77.80 | 76.10 | 80.08 | 78.22 | 80.86 | 82.39 | 76.09 | 81.76 |

Table 12: Evaluate on SentEval benchmark. All the models are pre-trained on TweetEmoji-EN. For STS task, we report the Spearman’s correlation, “all” setting. For transferring tasks, we report accuracy.

where $Sim(y_i, y_a) = \max(0, npmi(y_i, y_a))$. We train RoBERTa on 5M random samples with the overall loss function in Eq. 7, one time using this new weighting method and another time using the weighting method used in all our reported models so far: $w_{y_i, y_a} = 1 - Sim(y_i, y_a)$. Given these two ways to acquire w_{y_i, y_a} in Eq. 4, we fine-tune the trained model on the 16 Twitter tasks. Our results in Table 13 show the penalizing strategy to perform lower than our original clustering strategy reported in all experiments in this paper. We also present their performance on each dataset in Table 15.

| w_{y_i, y_a} | Method | Average |
|---------------------|--------|---------|
| $1 - Sim(y_i, y_a)$ | PMI | 77.70 |
| | EC-Emb | 77.53 |
| $1 + Sim(y_i, y_a)$ | PMI | 77.39 |
| | EC-Emb | 77.36 |

Table 13: Comparing different weighting strategies and methods of measuring inter-class similarity.

Can we use the emoji class embedding (EC-Emb) for corpus-level weighting? We experiment with using the embedding of the emoji class (EC-Emb) as an alternative weighting method in place of PMI. Namely, we train RoBERTa on surrogate label prediction (using our 31M using our TweetEmoji-En dataset) for three epochs with a standard cross-entropy loss. We then extract weights of the last classification layer and use these weights as class embeddings, $E = \{e_1, e_2, \dots, e_C\}$, where $e_i = R^d$, d is hidden dimension (i.e., 768), and $|C|$ is the size of classes (i.e., 1,067). The correlation of each pair of emojis is computed using cosine similarity, i.e.,

$Sim(y_i, y_a) = \frac{e_i^\top e_a}{\|e_i\| \|e_a\|}$.²⁶ As Table 13 and 15 shows, using PMI scores performs slightly better than using class embeddings in both the clustering and penalizing strategies mentioned previously in the current section. For more intuition, we hand-pick three query emojis and manually compare the quality of similarity measures produced by both PMI and class embeddings for these. As Table 14 shows, both PMI and EC-Emb are capable of capturing sensible correlations between emojis (although the embedding approach includes a few semantically distant emojis, such as the emoji ‘🇧🇪’ being highly related to ‘😄’).

| Q | meth | 1 | 2 | 3 | 4 | 5 | 6 | 7 | 8 | 9 | 10 |
|----|------|-----|-----|-----|-----|-----|-----|-----|-----|-----|-----|
| 🇧🇪 | PMI | .11 | .11 | .10 | .10 | .10 | .10 | .10 | .09 | .09 | .07 |
| | E-em | .34 | .32 | .31 | .28 | .28 | .28 | .28 | .27 | .27 | .26 |
| 🇩🇪 | PMI | .67 | .67 | .66 | .66 | .62 | .62 | .61 | .55 | .54 | .46 |
| | E-em | .36 | .36 | .36 | .36 | .36 | .35 | .35 | .34 | .34 | .33 |
| 🇺🇸 | PMI | .65 | .53 | .53 | .52 | .52 | .50 | .49 | .45 | .45 | .43 |
| | E-em | .36 | .34 | .34 | .34 | .34 | .32 | .32 | .32 | .32 | .32 |

Table 14: Ranking of emoji similarity by different methods. **PMI** is normalized point-wise mutual information. **E-em**: EC-Emb is the cosine similarity between class embeddings. Emojis are ranked by the similarity scores (under emojis) between them and the query. **Q**: Query emoji, **meth**: Method.

F.2 Qualitative Analysis

We provide a qualitative visualization analysis of our model representation. For this purpose, we use our Info-DCL-RoBERTa to obtain representations of samples in the TweetEmoji’s Dev set (‘[CLS]’

²⁶Self-similarity is set to 0.

| w_{y_i, y_a} | $1 - \text{Sim}(y_i, y_a)$ | | $1 + \text{Sim}(y_i, y_a)$ | |
|----------------|----------------------------|---------|----------------------------|---------|
| Method | PMI | CLS-emb | PMI | CLS-emb |
| CrisisOitea | 95.93 | 95.93 | 95.88 | 95.95 |
| EmoMoham | 81.03 | 81.30 | 81.00 | 80.43 |
| HateWas | 57.26 | 57.16 | 57.35 | 57.26 |
| HateDav | 76.07 | 77.42 | 76.95 | 76.59 |
| HateBas | 51.86 | 50.47 | 52.04 | 51.68 |
| HumorMea | 93.77 | 93.66 | 93.65 | 93.53 |
| IronyHee-A | 75.39 | 73.95 | 74.09 | 74.32 |
| IronyHee-B | 57.02 | 55.50 | 56.99 | 55.10 |
| OffenseZamp | 80.29 | 80.89 | 81.08 | 80.81 |
| SarcRiloff | 76.73 | 75.90 | 72.45 | 74.64 |
| SarcPtacek | 96.01 | 95.98 | 95.99 | 95.73 |
| SarcRajad | 86.81 | 86.28 | 86.22 | 86.13 |
| SarcBam | 81.40 | 81.02 | 81.18 | 80.48 |
| SentiRosen | 91.30 | 91.64 | 91.45 | 91.95 |
| SentiThel | 71.72 | 71.71 | 72.02 | 71.65 |
| StanceMoham | 70.69 | 71.60 | 69.91 | 71.57 |
| Average | 77.70 | 77.53 | 77.39 | 77.36 |

Table 15: Comparing different weighting strategies and methods of measuring inter-class similarity.

token from the last encoder layer) then average the representations of all tweets with the same surrogate label (emoji). We then project these emoji embeddings into a two-dimensional space using t-SNE. As Fig. 6 shows²⁷, we can observe a number of distinguishable clusters. For instance, a cluster of love and marriage is grouped in the left region, unhappy and angry faces are in the right side, and food at the bottom. We can also observe sensible relations between clusters. For instance, the cluster of love and marriage is close to the cluster of smiling faces but is far away from the cluster of unhappy faces. In addition, the cluster of aquatic animals (middle bottom) is close to terrestrial animals while each of these is still visually distinguishable. This indicates that our InfoDCL model has meticulously captured the relations between the emoji surrogate labels.

G Uniformity and Tolerance

Wang and Liu (2021) investigate representation quality measuring the uniformity of an embedding distribution and the tolerance to semantically similar samples. Given a dataset D and an encoder Φ , the uniformity is based on a gaussian potential kernel introduced by Wang and Isola (2020) and is formulated as:

$$\mathcal{L}_{\text{uniformity}} = \log \mathbb{E}_{x_i, x_j \in D} [e^{-t \|\Phi(x_i) - \Phi(x_j)\|_2^2}], \quad (11)$$

where $t = 2$. Wang and Liu (2021) use $-\mathcal{L}_{\text{uniformity}}$ as the uniformity metric, thus a higher uniformity score indicates that the embedding distribution is closer to a uniform distribution.

The tolerance metric measures the mean of similarities of samples belonging to the same class, which defined as:

$$\text{Tolerance} = \mathbb{E}_{x_i, x_j \in D} [(\Phi(x_i)^T \Phi(x_j)) \cdot I_{l(x_i)=l(x_j)}], \quad (12)$$

where $l(x_i)$ is the supervised label of sample x_i . $I_{l(x_i)=l(x_j)}$ is an indicator function, giving the value of 1 for $l(x_i) = l(x_j)$ and the value of 0 for $l(x_i) \neq l(x_j)$. In our experiments, we use gold development samples from our sociopragmatic meaning datasets.

²⁷We only include monochronic emoji in this figure.

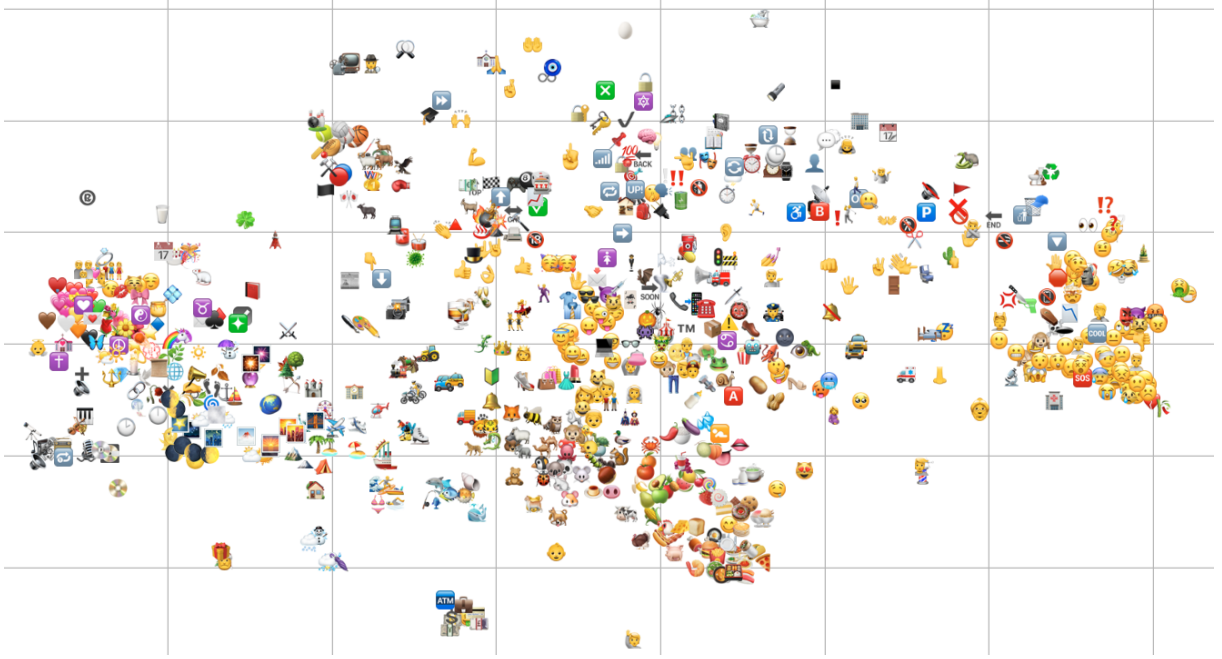


Figure 6: Visualizing emojis in two-dimensional space using t-SNE. We can clearly observe some clusters of similar emojis, such as love and marriage (left middle), music (left bottom), money (middle bottom), unhappiness (right middle).

| Task | InfoDCL | A | B | C | D | E | F | G | H | I |
|----------------|--------------|--------------|--------------|--------------|--------------|--------------|--------------|--------------|--------------|--------------|
| CrisisOlea | 95.93 | 95.88 | 95.90 | 95.86 | 95.93 | 95.96 | 95.99 | 95.81 | 95.91 | 95.88 |
| EmoMoham | 81.03 | 79.96 | 80.64 | 81.49 | 79.04 | 81.26 | 80.48 | 80.56 | 80.50 | 80.43 |
| HateWas | 57.26 | 57.25 | 57.60 | 57.25 | 57.05 | 57.05 | 56.86 | 57.17 | 57.29 | 57.07 |
| HateDav | 76.07 | 77.83 | 78.00 | 76.56 | 76.97 | 77.30 | 77.07 | 76.39 | 77.65 | 77.84 |
| HateBas | 51.86 | 51.71 | 51.55 | 52.40 | 50.43 | 51.31 | 51.68 | 50.44 | 49.39 | 51.25 |
| HumorMea | 93.77 | 93.38 | 92.98 | 93.50 | 93.60 | 93.14 | 93.44 | 93.76 | 93.50 | 93.78 |
| IronyHee-A | 75.39 | 74.08 | 73.32 | 73.53 | 72.82 | 75.37 | 75.11 | 73.77 | 73.75 | 75.31 |
| IronyHee-B | 57.02 | 56.26 | 56.06 | 56.18 | 55.68 | 53.95 | 55.11 | 55.66 | 56.00 | 57.52 |
| OffenseZamp | 80.29 | 79.61 | 79.91 | 80.68 | 80.21 | 79.58 | 79.92 | 80.59 | 80.44 | 80.25 |
| SarcRiloff | 76.73 | 71.40 | 72.39 | 72.12 | 70.23 | 77.61 | 76.44 | 73.12 | 73.87 | 75.37 |
| SarcPtacek | 96.01 | 95.90 | 95.87 | 96.02 | 95.86 | 96.10 | 95.97 | 96.00 | 95.86 | 95.91 |
| SarcRajad | 86.81 | 87.10 | 86.76 | 86.76 | 86.23 | 87.19 | 87.01 | 86.59 | 86.22 | 87.03 |
| SarcBam | 81.40 | 80.27 | 80.09 | 80.57 | 80.06 | 81.26 | 81.18 | 81.00 | 80.15 | 81.16 |
| SentiRosen | 91.30 | 91.56 | 90.87 | 91.66 | 89.87 | 90.17 | 90.95 | 91.31 | 90.96 | 91.13 |
| SentiThel | 71.72 | 71.68 | 71.64 | 72.22 | 71.71 | 71.68 | 71.76 | 71.63 | 71.74 | 71.38 |
| StanceMoham | 70.69 | 70.35 | 70.84 | 70.32 | 69.56 | 70.35 | 70.32 | 70.04 | 69.43 | 70.31 |
| Average | 77.70 | 77.14 | 77.15 | 77.32 | 76.58 | 77.45 | 77.46 | 77.12 | 77.04 | 77.60 |

Table 16: Full results of ablation study. , **A**: wo LCL, **B**: wo CCL, **C**: wo LCL & CCL, **D**: wo SLP, **E**: wo MLM, **F**: wo SLP & MLM, **G**: wo epoch-wise re-pairing, **H**: w additional weighting model, **I**: InfoDCL+Self data augmentation.

| Percentage | 1 | 5 | 10 | 20 | 30 | 40 | 50 | 60 | 70 | 80 | 90 | 100 |
|----------------------|-------|-------|-------|-------|-------|-------|-------|-------|-------|-------|-------|-------|
| In-Domain | | | | | | | | | | | | |
| RoBERTa | 46.96 | 62.70 | 66.41 | 71.96 | 73.54 | 74.34 | 75.09 | 74.99 | 75.37 | 75.95 | 76.27 | 76.24 |
| BERTweet | 46.87 | 60.46 | 64.75 | 69.08 | 74.96 | 75.88 | 76.35 | 76.70 | 77.12 | 77.39 | 77.92 | 77.81 |
| Sim-D | 56.23 | 65.43 | 70.19 | 73.70 | 75.24 | 75.45 | 76.08 | 76.32 | 76.79 | 77.01 | 77.35 | 77.81 |
| DCL | 59.05 | 67.12 | 71.81 | 74.33 | 75.45 | 75.85 | 76.47 | 76.80 | 77.17 | 77.29 | 77.54 | 77.97 |
| InfoDCL-RB | 59.78 | 68.45 | 73.19 | 74.85 | 75.82 | 75.98 | 76.81 | 76.93 | 77.37 | 77.35 | 77.67 | 78.17 |
| InfoDCL-BTw | 56.06 | 65.54 | 70.24 | 74.54 | 75.84 | 76.10 | 76.68 | 76.99 | 77.42 | 77.77 | 78.11 | 78.58 |
| Out-of-Domain | | | | | | | | | | | | |
| RoBERTa | 32.62 | 50.10 | 52.38 | 67.80 | 71.41 | 72.64 | 73.44 | 73.89 | 74.16 | 74.13 | 74.53 | 74.53 |
| BERTweet | 33.33 | 48.69 | 52.01 | 58.68 | 62.52 | 69.81 | 70.67 | 71.74 | 72.32 | 73.08 | 73.48 | 73.96 |
| Sim-D | 45.96 | 55.74 | 61.32 | 69.05 | 70.74 | 72.01 | 72.80 | 73.03 | 73.94 | 74.22 | 74.36 | 74.48 |
| DCL | 49.72 | 59.60 | 65.35 | 69.64 | 71.76 | 72.79 | 73.44 | 73.59 | 74.26 | 74.36 | 74.71 | 75.37 |
| InfoDCL-RB | 48.85 | 62.06 | 67.10 | 70.75 | 72.28 | 73.45 | 74.17 | 74.44 | 74.95 | 75.22 | 75.28 | 75.54 |
| InfoDCL-BTw | 45.59 | 54.15 | 59.42 | 67.43 | 70.61 | 71.50 | 72.33 | 72.50 | 73.12 | 73.63 | 74.15 | 74.32 |

Table 17: Few-shot learning on downstream tasks where we use varying percentages of Train sets. We report the averaged Test macro- F_1 score across 16 in-domain tasks and eight out-of-domain tasks, respectively. **Sim-D**: SimCSE-Distant, **RB**: RoBERTa, **BTw**: BERTweet.

| | Percentage | | | | | | | | | | | | # of Training Samples | | | |
|----------------|------------|-------|-------|-------|-------|-------|-------|-------|-------|-------|-------|-------|-----------------------|-------|-------|-------|
| | 1 | 5 | 10 | 20 | 30 | 40 | 50 | 60 | 70 | 80 | 90 | 100 | 20 | 100 | 500 | 1000 |
| CrisisOlea | 94.88 | 95.18 | 95.59 | 95.67 | 95.73 | 95.65 | 95.88 | 95.77 | 95.72 | 95.83 | 95.92 | 95.87 | 37.20 | 70.27 | 95.09 | 95.20 |
| EmoMoham | 13.39 | 51.63 | 70.83 | 74.20 | 75.45 | 76.42 | 76.59 | 76.70 | 78.00 | 77.85 | 77.40 | 78.76 | 14.21 | 14.68 | 73.85 | 75.49 |
| HateWas | 28.23 | 52.72 | 54.66 | 55.30 | 56.65 | 58.78 | 56.80 | 56.77 | 56.64 | 57.26 | 59.98 | 57.01 | 26.59 | 32.94 | 52.98 | 54.53 |
| HateDav | 38.02 | 71.66 | 73.50 | 74.74 | 76.08 | 76.55 | 76.06 | 77.31 | 77.62 | 76.58 | 77.65 | 76.04 | 30.64 | 30.47 | 67.68 | 71.24 |
| HateBas | 44.61 | 51.48 | 48.71 | 48.77 | 48.29 | 45.60 | 48.60 | 46.46 | 47.72 | 50.35 | 46.78 | 47.85 | 41.43 | 42.54 | 49.49 | 46.99 |
| HumorMea | 38.08 | 88.33 | 90.07 | 91.33 | 91.33 | 92.08 | 92.00 | 91.92 | 92.34 | 92.75 | 92.17 | 93.28 | 42.28 | 58.71 | 90.08 | 91.20 |
| IronyHee-A | 41.78 | 56.76 | 64.98 | 68.11 | 68.82 | 69.62 | 70.68 | 71.67 | 70.66 | 72.92 | 73.44 | 72.87 | 44.79 | 55.90 | 65.82 | 68.05 |
| IronyHee-B | 20.49 | 34.16 | 41.95 | 46.54 | 48.62 | 48.10 | 51.49 | 51.29 | 51.20 | 52.25 | 53.22 | 53.20 | 20.29 | 21.98 | 44.58 | 47.52 |
| OffenseZamp | 42.70 | 75.61 | 77.99 | 77.70 | 79.24 | 79.04 | 79.60 | 79.81 | 78.83 | 80.73 | 80.45 | 79.93 | 34.63 | 41.89 | 76.09 | 76.90 |
| SarcRiloff | 45.76 | 44.48 | 43.99 | 53.03 | 65.37 | 71.90 | 73.46 | 70.35 | 71.81 | 73.72 | 74.29 | 73.71 | 45.65 | 43.99 | 70.53 | 74.78 |
| SarcPtacek | 81.99 | 85.98 | 87.24 | 88.72 | 89.99 | 91.15 | 92.01 | 92.73 | 93.51 | 94.16 | 95.07 | 95.99 | 45.05 | 39.78 | 81.35 | 83.21 |
| SarcRajad | 69.83 | 76.95 | 79.45 | 81.02 | 82.07 | 82.34 | 83.48 | 83.36 | 84.29 | 84.19 | 85.21 | 85.21 | 47.42 | 47.01 | 64.09 | 73.27 |
| SarcBam | 62.09 | 73.41 | 75.41 | 76.39 | 77.15 | 77.46 | 78.50 | 78.92 | 79.39 | 78.79 | 79.59 | 79.79 | 43.90 | 61.87 | 73.11 | 75.10 |
| SentiRosen | 40.91 | 43.05 | 36.98 | 86.94 | 87.53 | 88.73 | 88.49 | 88.95 | 89.61 | 88.82 | 89.66 | 89.55 | 45.27 | 57.00 | 88.78 | 89.55 |
| SentiThel | 65.13 | 68.73 | 69.87 | 69.56 | 70.02 | 71.06 | 70.69 | 70.96 | 70.22 | 70.83 | 70.76 | 71.41 | 19.46 | 24.10 | 65.52 | 67.15 |
| StanceMoham | 23.45 | 33.07 | 51.42 | 63.28 | 64.34 | 65.02 | 67.21 | 66.87 | 68.36 | 68.21 | 68.73 | 69.44 | 24.70 | 27.57 | 61.95 | 65.05 |
| Average | 46.96 | 62.70 | 66.41 | 71.96 | 73.54 | 74.34 | 75.09 | 74.99 | 75.37 | 75.95 | 76.27 | 76.24 | 35.22 | 41.92 | 70.06 | 72.20 |
| EmotionWall | 5.54 | 7.10 | 10.44 | 41.46 | 57.69 | 61.02 | 62.59 | 64.16 | 65.74 | 64.83 | 65.76 | 66.51 | 4.19 | 21.06 | 63.93 | 66.50 |
| EmotionDem | 12.73 | 42.06 | 46.31 | 51.58 | 52.65 | 53.90 | 54.89 | 54.58 | 55.67 | 55.49 | 56.28 | 56.59 | 0.51 | 2.47 | 30.70 | 41.68 |
| SarcWalk | 40.08 | 34.73 | 43.92 | 62.89 | 63.02 | 66.13 | 66.64 | 67.67 | 67.43 | 67.69 | 68.96 | 67.50 | 35.22 | 51.67 | 67.02 | 67.39 |
| SarcOra | 45.66 | 53.56 | 48.87 | 74.78 | 75.47 | 75.19 | 76.55 | 77.27 | 77.02 | 77.40 | 77.07 | 76.92 | 45.92 | 63.66 | 77.69 | 75.42 |
| Senti-MR | 44.08 | 85.93 | 87.02 | 87.98 | 88.52 | 88.30 | 89.13 | 88.84 | 89.29 | 89.31 | 89.05 | 89.00 | 40.69 | 67.17 | 86.02 | 87.17 |
| Senti-YT | 40.90 | 40.48 | 40.49 | 78.67 | 88.28 | 90.19 | 89.47 | 90.29 | 89.42 | 89.59 | 89.86 | 90.22 | 45.05 | 43.40 | 89.55 | 90.24 |
| SST-5 | 8.87 | 45.89 | 50.01 | 52.26 | 52.57 | 53.37 | 54.00 | 54.51 | 54.94 | 54.81 | 54.79 | 54.96 | 10.91 | 11.70 | 47.76 | 50.42 |
| SST-2 | 63.12 | 91.09 | 91.99 | 92.75 | 93.11 | 93.05 | 94.28 | 93.78 | 93.74 | 93.89 | 94.49 | 94.57 | 34.08 | 67.80 | 91.44 | 92.50 |
| Average | 32.62 | 50.10 | 52.38 | 67.80 | 71.41 | 72.64 | 73.44 | 73.89 | 74.16 | 74.13 | 74.53 | 74.53 | 27.07 | 41.12 | 69.26 | 71.42 |

Table 18: Full result of few-shot learning on Baseline (1), fine-tuning RoBERTa.

| | Percentage | | | | | | | | | | | | # of Training Samples | | | |
|----------------|------------|-------|-------|-------|-------|-------|-------|-------|-------|-------|-------|-------|-----------------------|-------|-------|-------|
| | 1 | 5 | 10 | 20 | 30 | 40 | 50 | 60 | 70 | 80 | 90 | 100 | 20 | 100 | 500 | 1000 |
| CrisisOitea | 93.47 | 95.07 | 95.42 | 95.40 | 95.53 | 95.55 | 95.59 | 95.79 | 95.63 | 95.76 | 95.68 | 95.76 | 50.00 | 46.96 | 94.65 | 95.02 |
| EmoMoham | 20.49 | 18.15 | 53.35 | 73.16 | 76.84 | 76.95 | 78.00 | 78.55 | 78.88 | 79.54 | 79.94 | 80.23 | 20.02 | 16.86 | 70.70 | 75.59 |
| HateWas | 28.22 | 51.43 | 53.03 | 54.95 | 55.62 | 55.54 | 56.26 | 56.46 | 56.39 | 56.26 | 56.91 | 57.32 | 29.25 | 28.22 | 51.29 | 53.60 |
| HateDav | 28.86 | 68.38 | 73.29 | 75.37 | 76.60 | 76.12 | 77.32 | 76.39 | 76.77 | 77.07 | 76.90 | 76.93 | 31.20 | 30.34 | 57.32 | 67.51 |
| HateBas | 50.93 | 54.01 | 52.50 | 53.49 | 53.56 | 53.77 | 52.72 | 53.69 | 54.42 | 54.98 | 53.51 | 53.62 | 45.40 | 46.97 | 51.86 | 54.08 |
| HumorMea | 42.89 | 90.08 | 92.22 | 92.98 | 93.13 | 93.56 | 93.57 | 93.82 | 94.00 | 93.90 | 94.33 | 94.43 | 45.11 | 44.00 | 90.90 | 92.15 |
| IronyHee-A | 46.60 | 56.60 | 67.13 | 72.41 | 74.13 | 74.43 | 76.25 | 76.26 | 76.39 | 77.06 | 78.15 | 77.03 | 47.26 | 55.23 | 71.80 | 75.48 |
| IronyHee-B | 19.99 | 21.82 | 30.42 | 39.89 | 46.99 | 47.97 | 49.80 | 51.11 | 53.21 | 54.25 | 56.66 | 56.73 | 17.08 | 21.35 | 33.09 | 45.62 |
| OffenseZamp | 44.58 | 73.92 | 76.19 | 78.03 | 79.25 | 79.58 | 79.10 | 79.65 | 79.40 | 79.60 | 80.32 | 79.35 | 45.86 | 45.30 | 74.47 | 75.95 |
| SarcRiloff | 44.49 | 44.19 | 45.48 | 43.99 | 78.47 | 78.96 | 78.14 | 78.29 | 79.28 | 78.93 | 79.67 | 78.76 | 45.77 | 44.92 | 77.83 | 78.66 |
| Sarcptacek | 85.44 | 88.13 | 89.21 | 90.71 | 91.61 | 92.47 | 93.34 | 93.77 | 94.39 | 95.03 | 95.76 | 96.40 | 53.31 | 43.61 | 83.95 | 86.01 |
| SarcRajad | 47.01 | 82.25 | 82.89 | 84.70 | 85.09 | 85.70 | 85.87 | 86.52 | 86.32 | 86.87 | 86.65 | 87.13 | 47.90 | 47.01 | 47.01 | 80.09 |
| SarcBam | 62.12 | 76.58 | 78.45 | 79.24 | 80.48 | 81.26 | 81.32 | 81.61 | 81.64 | 81.93 | 82.05 | 81.76 | 45.48 | 42.21 | 76.34 | 77.86 |
| SentiRosen | 45.50 | 50.05 | 41.24 | 42.27 | 78.93 | 87.63 | 88.36 | 88.70 | 89.20 | 89.35 | 89.76 | 89.53 | 51.81 | 52.98 | 88.86 | 89.82 |
| SentiThel | 61.79 | 68.00 | 70.32 | 70.70 | 71.35 | 71.85 | 71.77 | 71.64 | 71.51 | 71.95 | 72.44 | 71.64 | 24.59 | 19.20 | 63.77 | 66.84 |
| StanceMoham | 27.59 | 28.67 | 34.79 | 58.06 | 61.74 | 62.71 | 64.13 | 64.86 | 66.43 | 65.74 | 68.01 | 68.33 | 26.19 | 26.47 | 59.82 | 61.65 |
| Average | 46.87 | 60.46 | 64.75 | 69.08 | 74.96 | 75.88 | 76.35 | 76.70 | 77.12 | 77.39 | 77.92 | 77.81 | 39.14 | 38.23 | 68.35 | 73.50 |
| EmotionWall | 8.44 | 8.78 | 7.76 | 17.85 | 31.73 | 45.72 | 51.85 | 56.03 | 58.17 | 61.24 | 62.31 | 64.48 | 6.25 | 7.86 | 55.09 | 62.94 |
| EmotionDem | 1.74 | 22.10 | 33.95 | 43.88 | 46.79 | 47.76 | 49.06 | 49.61 | 51.02 | 51.24 | 52.89 | 53.33 | 1.27 | 1.48 | 4.41 | 20.92 |
| SarcWalk | 44.46 | 49.15 | 52.05 | 60.70 | 64.68 | 65.06 | 65.05 | 66.16 | 66.17 | 67.48 | 67.57 | 67.27 | 49.57 | 53.74 | 65.94 | 69.24 |
| SarcOra | 48.93 | 59.61 | 57.33 | 75.14 | 75.32 | 76.06 | 75.06 | 76.70 | 76.04 | 77.04 | 76.73 | 77.33 | 40.55 | 64.86 | 76.03 | 76.76 |
| Senti-MR | 48.58 | 84.79 | 86.21 | 86.57 | 87.36 | 87.98 | 87.77 | 87.25 | 88.02 | 88.05 | 88.13 | 87.94 | 43.58 | 59.23 | 85.45 | 86.68 |
| Senti-YT | 48.07 | 46.96 | 42.87 | 43.43 | 50.78 | 90.74 | 91.20 | 91.77 | 91.94 | 92.05 | 91.93 | 92.25 | 45.43 | 44.56 | 91.75 | 91.91 |
| SST-5 | 14.15 | 28.93 | 45.48 | 50.25 | 51.58 | 52.82 | 52.79 | 53.32 | 54.24 | 54.26 | 54.87 | 55.74 | 14.34 | 12.86 | 32.28 | 46.22 |
| SST-2 | 52.28 | 89.19 | 90.43 | 91.63 | 91.96 | 92.31 | 92.55 | 93.04 | 92.91 | 93.28 | 93.44 | 93.32 | 46.12 | 70.62 | 89.23 | 91.08 |
| Average | 33.33 | 48.69 | 52.01 | 58.68 | 62.52 | 69.81 | 70.67 | 71.74 | 72.32 | 73.08 | 73.48 | 73.96 | 30.89 | 39.40 | 62.52 | 68.22 |

Table 19: Full result of few-shot learning on Baseline (11), fine-tuning BERTweet.

| | Percentage | | | | | | | | | | | | # of Training Samples | | | |
|----------------|------------|-------|-------|-------|-------|-------|-------|-------|-------|-------|-------|-------|-----------------------|-------|-------|-------|
| | 1 | 5 | 10 | 20 | 30 | 40 | 50 | 60 | 70 | 80 | 90 | 100 | 20 | 100 | 500 | 1000 |
| CrisisOitea | 94.21 | 94.94 | 95.28 | 95.53 | 95.69 | 95.72 | 95.76 | 95.81 | 95.89 | 95.96 | 95.86 | 95.94 | 61.80 | 90.88 | 94.31 | 94.63 |
| EmoMoham | 24.31 | 53.06 | 75.65 | 77.15 | 78.46 | 78.53 | 78.77 | 79.68 | 80.17 | 79.75 | 81.00 | 81.05 | 23.47 | 41.68 | 76.72 | 78.35 |
| HateWas | 32.05 | 51.26 | 53.38 | 54.94 | 55.47 | 56.18 | 55.99 | 56.46 | 56.80 | 57.06 | 57.29 | 57.13 | 34.03 | 32.73 | 51.66 | 53.03 |
| HateDav | 38.33 | 71.56 | 73.83 | 74.42 | 76.12 | 75.36 | 76.50 | 76.98 | 76.96 | 75.93 | 77.81 | 77.15 | 34.57 | 34.33 | 66.42 | 70.04 |
| HateBas | 52.43 | 49.63 | 48.54 | 49.62 | 50.11 | 48.63 | 50.51 | 49.55 | 50.98 | 52.33 | 51.20 | 52.32 | 48.50 | 48.69 | 47.91 | 47.77 |
| HumorMea | 87.85 | 91.21 | 92.17 | 92.34 | 92.86 | 92.70 | 92.98 | 92.72 | 93.39 | 93.83 | 93.45 | 93.42 | 61.12 | 89.40 | 92.11 | 92.33 |
| IronyHee-A | 55.34 | 65.12 | 69.03 | 70.36 | 71.15 | 72.07 | 72.34 | 72.80 | 74.06 | 73.86 | 75.32 | 75.36 | 47.78 | 62.27 | 69.17 | 70.81 |
| IronyHee-B | 24.70 | 29.93 | 38.35 | 46.56 | 48.07 | 49.36 | 51.92 | 52.88 | 53.28 | 53.24 | 53.02 | 54.06 | 22.69 | 28.97 | 43.97 | 47.44 |
| OffenseZamp | 56.44 | 75.83 | 76.51 | 78.26 | 79.01 | 79.86 | 80.08 | 79.38 | 80.17 | 79.91 | 80.31 | 80.80 | 50.05 | 47.84 | 74.67 | 77.01 |
| SarcRiloff | 49.67 | 50.08 | 50.87 | 69.15 | 76.39 | 75.52 | 76.36 | 76.03 | 76.45 | 77.53 | 78.14 | 80.27 | 49.37 | 48.90 | 74.22 | 77.77 |
| Sarcptacek | 84.26 | 87.25 | 88.17 | 89.49 | 90.47 | 91.68 | 92.41 | 93.16 | 93.89 | 94.56 | 95.35 | 96.07 | 62.61 | 64.88 | 83.56 | 84.73 |
| SarcRajad | 80.89 | 83.20 | 83.92 | 85.12 | 85.78 | 85.21 | 86.01 | 86.18 | 86.14 | 86.19 | 86.24 | 87.20 | 48.68 | 48.28 | 80.20 | 82.51 |
| SarcBam | 70.06 | 75.35 | 77.85 | 78.05 | 79.21 | 79.65 | 79.83 | 80.64 | 80.60 | 81.69 | 81.23 | 81.40 | 53.37 | 65.46 | 74.84 | 76.49 |
| SentiRosen | 50.91 | 60.45 | 76.82 | 87.28 | 89.19 | 89.62 | 89.81 | 89.84 | 90.01 | 90.34 | 90.13 | 90.64 | 62.69 | 85.07 | 90.69 | 90.31 |
| SentiThel | 63.40 | 68.90 | 70.07 | 70.03 | 70.96 | 71.30 | 71.15 | 71.13 | 71.17 | 71.17 | 71.56 | 71.68 | 26.96 | 35.60 | 64.63 | 66.59 |
| StanceMoham | 34.85 | 39.11 | 52.68 | 60.98 | 64.86 | 65.87 | 66.81 | 67.96 | 68.71 | 68.80 | 69.71 | 70.48 | 32.19 | 39.92 | 59.86 | 64.41 |
| Average | 56.23 | 65.43 | 70.19 | 73.70 | 75.24 | 75.45 | 76.08 | 76.32 | 76.79 | 77.01 | 77.35 | 77.81 | 44.99 | 54.06 | 71.56 | 73.39 |
| EmotionWall | 11.47 | 23.74 | 33.53 | 47.89 | 56.53 | 61.85 | 63.77 | 64.81 | 66.67 | 66.60 | 67.51 | 67.68 | 13.27 | 37.34 | 64.42 | 67.28 |
| EmotionDem | 6.54 | 32.45 | 43.01 | 47.14 | 48.98 | 50.07 | 52.00 | 52.55 | 54.19 | 55.42 | 55.41 | 55.27 | 1.41 | 5.04 | 16.61 | 30.48 |
| SarcWalk | 49.94 | 51.42 | 54.93 | 61.15 | 60.60 | 62.37 | 62.92 | 62.95 | 63.91 | 64.63 | 64.12 | 65.04 | 51.43 | 53.00 | 63.73 | 65.99 |
| SarcOra | 53.84 | 63.83 | 65.38 | 73.30 | 75.02 | 75.14 | 76.09 | 75.99 | 77.31 | 77.61 | 77.44 | 77.12 | 47.54 | 69.24 | 73.89 | 77.37 |
| Senti-MR | 83.37 | 86.80 | 87.12 | 87.29 | 87.68 | 87.76 | 88.23 | 87.98 | 88.45 | 88.66 | 88.45 | 89.09 | 58.39 | 84.19 | 86.24 | 87.12 |
| Senti-YT | 52.25 | 53.93 | 63.56 | 90.35 | 90.83 | 91.66 | 91.65 | 91.61 | 92.11 | 92.17 | 92.24 | 92.23 | 55.59 | 74.67 | 91.96 | 92.03 |
| SST-5 | 22.17 | 42.07 | 51.01 | 52.34 | 53.02 | 53.87 | 54.06 | 54.38 | 54.98 | 54.85 | 55.46 | 55.09 | 16.13 | 17.87 | 46.35 | 50.77 |
| SST-2 | 88.13 | 91.65 | 92.01 | 92.97 | 93.27 | 93.36 | 93.69 | 93.92 | 93.91 | 93.84 | 94.22 | 94.29 | 68.44 | 90.28 | 91.63 | 92.95 |
| Average | 45.96 | 55.74 | 61.32 | 69.05 | 70.74 | 72.01 | 72.80 | 73.03 | 73.94 | 74.22 | 74.36 | 74.48 | 39.02 | 53.95 | 66.85 | 70.50 |

Table 20: Full result of few-shot learning on SimCSE-Distant.

| | Percentage | | | | | | | | | | | | # of Training Samples | | | |
|----------------|------------|-------|-------|-------|-------|-------|-------|-------|-------|-------|-------|-------|-----------------------|-------|-------|-------|
| | 1 | 5 | 10 | 20 | 30 | 40 | 50 | 60 | 70 | 80 | 90 | 100 | 20 | 100 | 500 | 1000 |
| CrisisOltea | 94.25 | 94.97 | 95.33 | 95.49 | 95.55 | 95.66 | 95.75 | 95.81 | 95.85 | 95.92 | 95.82 | 95.92 | 54.77 | 90.26 | 94.09 | 94.89 |
| EmoMoham | 40.74 | 64.88 | 74.52 | 75.24 | 78.39 | 77.92 | 77.96 | 79.74 | 79.67 | 79.42 | 80.54 | 80.54 | 33.70 | 52.43 | 77.18 | 77.97 |
| HateWas | 32.38 | 51.72 | 53.62 | 54.54 | 55.74 | 56.05 | 56.38 | 56.78 | 56.92 | 57.00 | 56.95 | 57.14 | 32.73 | 37.08 | 51.77 | 52.93 |
| HateDav | 51.88 | 70.75 | 72.86 | 76.27 | 76.30 | 75.80 | 76.30 | 76.45 | 77.00 | 75.89 | 76.79 | 76.79 | 32.33 | 34.89 | 67.12 | 69.86 |
| HateBas | 47.58 | 48.71 | 46.41 | 50.88 | 48.70 | 48.72 | 49.00 | 48.70 | 49.28 | 50.14 | 50.15 | 52.17 | 49.36 | 51.14 | 49.74 | 50.93 |
| HumorMea | 89.39 | 91.94 | 92.07 | 92.95 | 93.53 | 93.06 | 93.52 | 93.29 | 93.64 | 93.99 | 94.05 | 94.13 | 66.98 | 90.18 | 91.98 | 92.32 |
| IronyHee-A | 58.60 | 63.36 | 69.51 | 71.60 | 73.16 | 73.97 | 75.39 | 76.02 | 76.41 | 76.56 | 76.56 | 77.15 | 56.24 | 63.66 | 70.44 | 73.55 |
| IronyHee-B | 30.15 | 35.38 | 39.40 | 47.69 | 49.89 | 51.10 | 53.27 | 53.96 | 55.58 | 54.95 | 56.19 | 57.48 | 24.25 | 30.94 | 44.08 | 49.57 |
| OffenseZamp | 58.21 | 76.41 | 76.68 | 78.07 | 78.99 | 79.24 | 79.38 | 80.28 | 79.95 | 79.82 | 79.67 | 79.94 | 53.99 | 47.43 | 74.20 | 76.37 |
| SarcRiloff | 48.09 | 53.79 | 73.04 | 75.10 | 77.06 | 78.67 | 79.46 | 78.18 | 78.00 | 78.63 | 79.12 | 79.26 | 51.01 | 66.24 | 77.01 | 79.09 |
| Sarcptack | 84.03 | 86.98 | 88.38 | 89.79 | 90.68 | 91.65 | 92.24 | 93.01 | 93.93 | 94.72 | 95.45 | 96.13 | 61.84 | 77.55 | 83.80 | 85.23 |
| SarcRajad | 81.12 | 83.42 | 84.50 | 85.62 | 85.75 | 86.10 | 86.24 | 86.16 | 86.77 | 86.99 | 86.90 | 87.45 | 49.20 | 56.02 | 80.90 | 82.63 |
| SarcBam | 69.96 | 75.07 | 77.42 | 78.85 | 79.13 | 80.33 | 80.60 | 80.79 | 81.25 | 81.37 | 80.68 | 81.31 | 52.21 | 66.83 | 75.82 | 76.61 |
| SentiRosen | 63.33 | 65.42 | 85.20 | 87.69 | 88.39 | 89.09 | 89.49 | 90.43 | 90.16 | 90.71 | 90.49 | 90.65 | 60.24 | 84.45 | 90.35 | 90.59 |
| SentiThel | 62.19 | 68.26 | 69.31 | 70.54 | 71.70 | 71.25 | 71.29 | 71.17 | 71.82 | 71.56 | 71.07 | 71.73 | 35.47 | 44.11 | 63.57 | 65.76 |
| StanceMoham | 32.91 | 42.83 | 50.68 | 58.91 | 64.28 | 65.01 | 67.25 | 68.06 | 68.51 | 68.99 | 70.19 | 69.74 | 31.31 | 39.80 | 59.99 | 63.38 |
| Average | 59.05 | 67.12 | 71.81 | 74.33 | 75.45 | 75.85 | 76.47 | 76.80 | 77.17 | 77.29 | 77.54 | 77.97 | 46.60 | 58.31 | 72.00 | 73.86 |
| EmotionWall | 13.32 | 24.15 | 35.91 | 51.67 | 60.54 | 64.25 | 65.18 | 65.55 | 67.36 | 66.92 | 68.68 | 68.36 | 15.03 | 37.66 | 66.24 | 68.38 |
| EmotionDem | 9.07 | 34.76 | 44.44 | 48.15 | 49.17 | 51.96 | 53.83 | 53.82 | 55.36 | 55.50 | 54.97 | 57.43 | 2.49 | 6.95 | 18.31 | 31.65 |
| SarcWalk | 50.36 | 53.15 | 58.43 | 61.57 | 62.78 | 63.28 | 64.74 | 64.01 | 65.57 | 64.88 | 66.28 | 67.39 | 49.08 | 54.10 | 64.36 | 67.36 |
| SarcOra | 54.61 | 64.78 | 66.60 | 71.23 | 74.62 | 75.61 | 76.67 | 76.85 | 76.08 | 77.58 | 76.78 | 77.76 | 49.37 | 69.83 | 76.78 | 78.04 |
| Senti-MR | 84.79 | 86.30 | 86.80 | 87.80 | 87.57 | 87.55 | 87.93 | 87.61 | 88.60 | 88.58 | 88.92 | 89.15 | 61.15 | 85.41 | 86.48 | 86.93 |
| Senti-YT | 65.50 | 78.44 | 85.95 | 90.51 | 91.81 | 91.83 | 91.42 | 91.62 | 91.67 | 92.00 | 92.30 | 92.26 | 66.60 | 82.08 | 92.01 | 92.47 |
| SST-5 | 29.58 | 43.42 | 51.77 | 52.75 | 53.85 | 54.16 | 53.71 | 54.99 | 55.06 | 54.82 | 55.29 | 56.00 | 23.75 | 25.60 | 48.93 | 51.38 |
| SST-2 | 90.50 | 91.78 | 92.87 | 93.42 | 93.71 | 93.72 | 94.05 | 94.27 | 94.34 | 94.57 | 94.46 | 94.64 | 70.04 | 91.35 | 92.65 | 93.51 |
| Average | 49.72 | 59.60 | 65.35 | 69.64 | 71.76 | 72.79 | 73.44 | 73.59 | 74.26 | 74.36 | 74.71 | 75.37 | 42.19 | 56.62 | 68.22 | 71.21 |

Table 21: Full result of few-shot learning on DCL.

| | Percentage | | | | | | | | | | | | # of Training Samples | | | |
|----------------|------------|-------|-------|-------|-------|-------|-------|-------|-------|-------|-------|-------|-----------------------|-------|-------|-------|
| | 1 | 5 | 10 | 20 | 30 | 40 | 50 | 60 | 70 | 80 | 90 | 100 | 20 | 100 | 500 | 1000 |
| CrisisOltea | 94.88 | 95.26 | 95.61 | 95.59 | 95.65 | 95.75 | 95.82 | 95.72 | 95.85 | 95.88 | 96.04 | 95.94 | 67.01 | 93.24 | 94.87 | 95.10 |
| EmoMoham | 30.07 | 66.09 | 76.41 | 77.93 | 79.08 | 78.51 | 79.80 | 80.42 | 80.69 | 79.35 | 80.96 | 81.05 | 23.74 | 55.31 | 77.21 | 79.26 |
| HateWas | 33.12 | 53.06 | 54.15 | 54.85 | 55.84 | 56.30 | 56.65 | 56.73 | 56.90 | 57.10 | 57.30 | 57.13 | 33.88 | 38.36 | 52.63 | 54.14 |
| HateDav | 62.43 | 72.62 | 74.77 | 74.38 | 75.47 | 76.11 | 77.32 | 77.53 | 77.19 | 77.08 | 77.96 | 77.15 | 33.47 | 42.19 | 68.00 | 70.83 |
| HateBas | 48.02 | 48.66 | 48.78 | 52.54 | 51.48 | 50.25 | 53.48 | 52.29 | 52.31 | 52.70 | 53.59 | 52.32 | 52.09 | 50.49 | 48.85 | 52.44 |
| HumorMea | 88.09 | 90.52 | 91.37 | 92.07 | 92.55 | 92.20 | 92.34 | 92.02 | 92.25 | 92.61 | 92.06 | 93.42 | 58.63 | 89.43 | 91.06 | 91.55 |
| IronyHee-A | 62.51 | 67.18 | 70.63 | 72.21 | 72.78 | 73.84 | 74.06 | 74.57 | 76.09 | 77.13 | 76.26 | 75.36 | 53.15 | 65.05 | 70.91 | 73.73 |
| IronyHee-B | 28.46 | 35.86 | 43.12 | 48.50 | 50.67 | 51.71 | 52.75 | 54.00 | 54.99 | 54.55 | 55.01 | 54.06 | 28.56 | 32.75 | 46.88 | 50.10 |
| OffenseZamp | 66.53 | 76.15 | 78.21 | 79.30 | 79.49 | 80.23 | 80.56 | 80.20 | 80.93 | 80.39 | 80.55 | 80.80 | 51.41 | 51.08 | 75.55 | 77.78 |
| SarcRiloff | 53.31 | 54.58 | 74.38 | 73.01 | 75.32 | 74.26 | 76.59 | 75.62 | 76.76 | 76.63 | 77.33 | 80.27 | 52.42 | 64.76 | 76.90 | 76.52 |
| Sarcptack | 84.69 | 87.39 | 88.36 | 89.73 | 90.54 | 91.25 | 92.40 | 93.07 | 93.88 | 94.57 | 95.29 | 96.07 | 66.07 | 77.98 | 83.83 | 85.59 |
| SarcRajad | 79.77 | 82.55 | 83.75 | 84.78 | 85.64 | 85.50 | 85.80 | 85.68 | 86.11 | 86.10 | 86.35 | 87.20 | 48.87 | 52.95 | 79.76 | 81.44 |
| SarcBam | 71.06 | 75.57 | 77.61 | 78.89 | 79.21 | 80.11 | 80.42 | 80.33 | 80.92 | 80.51 | 81.02 | 81.40 | 54.57 | 68.07 | 75.05 | 76.81 |
| SentiRosen | 54.63 | 73.04 | 86.34 | 89.20 | 90.11 | 90.67 | 90.36 | 91.14 | 91.24 | 91.23 | 91.36 | 90.64 | 69.13 | 88.21 | 91.31 | 91.38 |
| SentiThel | 65.10 | 69.63 | 70.46 | 70.68 | 71.74 | 71.83 | 72.02 | 71.77 | 71.85 | 72.10 | 71.57 | 71.68 | 25.34 | 39.56 | 65.87 | 67.34 |
| StanceMoham | 33.86 | 47.08 | 57.05 | 63.91 | 67.62 | 67.18 | 68.54 | 69.82 | 70.00 | 69.65 | 70.11 | 70.48 | 31.78 | 41.55 | 64.78 | 67.55 |
| Average | 59.78 | 68.45 | 73.19 | 74.85 | 75.82 | 75.98 | 76.81 | 76.93 | 77.37 | 77.35 | 77.67 | 77.81 | 46.88 | 59.44 | 72.72 | 74.47 |
| EmotionWall | 14.07 | 23.50 | 37.91 | 54.60 | 61.89 | 65.34 | 65.90 | 67.00 | 67.37 | 67.15 | 67.84 | 67.68 | 11.85 | 44.18 | 67.15 | 68.85 |
| EmotionDem | 13.43 | 39.26 | 45.52 | 48.55 | 50.46 | 51.77 | 54.37 | 54.93 | 55.58 | 56.87 | 57.31 | 55.27 | 2.66 | 6.23 | 24.99 | 38.03 |
| SarcWalk | 47.28 | 52.12 | 60.47 | 63.49 | 64.28 | 65.45 | 66.92 | 66.19 | 68.03 | 67.72 | 68.04 | 65.04 | 48.78 | 52.23 | 66.80 | 67.28 |
| SarcOra | 54.88 | 70.84 | 72.21 | 74.24 | 74.46 | 76.80 | 76.64 | 77.36 | 77.47 | 77.93 | 77.43 | 77.12 | 54.03 | 70.98 | 76.68 | 76.26 |
| Senti-MR | 84.62 | 85.83 | 87.25 | 87.74 | 88.52 | 88.47 | 89.11 | 88.82 | 89.63 | 89.60 | 89.30 | 89.09 | 50.89 | 85.00 | 85.77 | 86.91 |
| Senti-YT | 54.82 | 84.10 | 87.81 | 90.23 | 90.51 | 91.20 | 91.38 | 91.77 | 91.69 | 92.03 | 91.83 | 92.23 | 72.37 | 89.37 | 91.53 | 91.81 |
| SST-5 | 30.24 | 48.09 | 52.28 | 53.25 | 53.90 | 54.18 | 54.64 | 55.08 | 55.11 | 55.44 | 55.65 | 55.09 | 17.17 | 27.91 | 49.03 | 52.71 |
| SST-2 | 91.45 | 92.79 | 93.31 | 93.86 | 94.20 | 94.39 | 94.40 | 94.34 | 94.69 | 95.07 | 94.88 | 94.29 | 69.91 | 92.15 | 92.90 | 93.54 |
| Average | 48.85 | 62.06 | 67.10 | 70.75 | 72.28 | 73.45 | 74.17 | 74.44 | 74.95 | 75.22 | 75.28 | 74.48 | 40.96 | 58.51 | 69.36 | 71.92 |

Table 22: Full result of few-shot learning on InfoDCL-RoBERTa.

| | Percentage | | | | | | | | | | | # of Training Samples | | | | |
|-------------|------------|-------|-------|-------|-------|-------|-------|-------|-------|-------|-------|-----------------------|-------|-------|-------|-------|
| | 1 | 5 | 10 | 20 | 30 | 40 | 50 | 60 | 70 | 80 | 90 | 100 | 20 | 100 | 500 | 1000 |
| CrisisOltea | 94.09 | 95.07 | 95.29 | 95.55 | 95.70 | 95.60 | 95.83 | 95.79 | 95.86 | 95.84 | 95.84 | 95.84 | 57.68 | 89.00 | 94.13 | 94.79 |
| EmoMoham | 29.53 | 34.42 | 67.80 | 74.42 | 77.04 | 77.55 | 77.83 | 79.56 | 80.06 | 80.66 | 80.04 | 81.96 | 25.21 | 30.90 | 73.64 | 76.25 |
| HateWas | 31.12 | 52.01 | 53.92 | 54.92 | 55.82 | 55.86 | 56.38 | 56.95 | 56.48 | 57.11 | 56.94 | 57.65 | 33.14 | 31.69 | 52.52 | 53.62 |
| HateDav | 32.42 | 69.28 | 74.02 | 75.12 | 76.59 | 76.15 | 76.77 | 77.05 | 77.23 | 77.40 | 77.77 | 77.94 | 32.84 | 31.47 | 60.75 | 68.86 |
| HateBas | 51.79 | 51.63 | 49.39 | 52.39 | 53.50 | 52.64 | 53.08 | 52.50 | 53.38 | 54.20 | 55.84 | 53.95 | 49.49 | 49.46 | 51.08 | 52.60 |
| HumorMea | 78.62 | 91.25 | 92.61 | 92.83 | 93.25 | 93.03 | 93.09 | 93.23 | 93.43 | 93.87 | 93.72 | 94.04 | 52.07 | 88.45 | 91.22 | 92.71 |
| IronyHee-A | 58.84 | 67.69 | 71.74 | 72.94 | 73.57 | 75.46 | 77.06 | 76.00 | 76.59 | 77.90 | 77.87 | 78.72 | 54.94 | 63.05 | 72.41 | 74.13 |
| IronyHee-B | 21.92 | 32.05 | 36.96 | 46.94 | 50.06 | 50.79 | 52.74 | 53.28 | 56.22 | 55.36 | 58.12 | 59.15 | 23.50 | 30.29 | 39.78 | 49.35 |
| OffenseZamp | 55.61 | 74.56 | 77.48 | 78.14 | 79.31 | 79.64 | 79.68 | 80.47 | 79.96 | 80.91 | 80.26 | 79.83 | 53.79 | 52.02 | 73.74 | 76.39 |
| SarcRiloff | 56.77 | 54.25 | 53.80 | 77.93 | 79.83 | 79.47 | 78.91 | 78.66 | 79.29 | 78.81 | 79.14 | 80.52 | 55.84 | 52.23 | 78.41 | 79.21 |
| SarcPtacek | 85.54 | 87.98 | 89.01 | 90.47 | 91.32 | 92.31 | 93.00 | 93.77 | 94.37 | 95.14 | 95.77 | 96.67 | 62.96 | 66.66 | 84.86 | 85.91 |
| SarcRajad | 80.56 | 82.99 | 83.82 | 84.98 | 86.12 | 86.07 | 86.12 | 86.34 | 86.10 | 86.78 | 86.42 | 87.20 | 48.97 | 48.55 | 80.24 | 81.42 |
| SarcBam | 71.96 | 78.74 | 79.64 | 81.03 | 80.94 | 81.84 | 82.25 | 81.96 | 82.42 | 82.88 | 83.11 | 83.20 | 54.47 | 67.95 | 77.88 | 79.86 |
| SentiRosen | 51.13 | 67.15 | 80.51 | 87.87 | 88.24 | 88.69 | 88.92 | 89.22 | 89.49 | 89.95 | 89.63 | 90.41 | 62.97 | 78.22 | 89.73 | 90.35 |
| SentiTheI | 65.32 | 69.46 | 69.76 | 70.62 | 71.07 | 71.31 | 71.22 | 71.65 | 71.71 | 71.45 | 72.09 | 71.98 | 26.79 | 28.37 | 64.63 | 67.71 |
| StanceMoham | 31.67 | 40.06 | 48.05 | 56.54 | 61.17 | 61.10 | 64.04 | 65.38 | 66.12 | 66.08 | 67.19 | 68.22 | 29.90 | 33.94 | 55.87 | 61.30 |
| Average | 56.06 | 65.54 | 70.24 | 74.54 | 75.84 | 76.10 | 76.68 | 76.99 | 77.42 | 77.77 | 78.11 | 78.58 | 45.29 | 52.64 | 71.31 | 74.03 |
| EmotionWall | 12.31 | 14.81 | 27.45 | 44.30 | 54.18 | 57.67 | 60.11 | 59.24 | 62.41 | 64.31 | 65.20 | 65.61 | 13.00 | 29.74 | 61.28 | 65.57 |
| EmotionDem | 4.39 | 26.17 | 36.93 | 45.15 | 48.75 | 50.02 | 50.85 | 51.32 | 52.58 | 53.59 | 53.77 | 54.99 | 3.30 | 3.01 | 13.11 | 23.36 |
| SarcWalk | 47.12 | 50.30 | 54.64 | 56.70 | 62.89 | 62.29 | 64.76 | 65.53 | 65.84 | 65.57 | 67.73 | 67.30 | 46.91 | 51.50 | 65.01 | 67.89 |
| SarcOra | 49.18 | 66.42 | 68.51 | 70.98 | 74.05 | 74.78 | 75.17 | 75.85 | 75.40 | 76.33 | 77.27 | 76.88 | 49.69 | 67.78 | 76.81 | 76.70 |
| Senti-MR | 82.95 | 86.37 | 87.16 | 87.16 | 88.30 | 88.30 | 88.37 | 88.11 | 88.19 | 88.58 | 88.32 | 88.21 | 55.86 | 83.00 | 85.77 | 86.90 |
| Senti-YT | 56.44 | 59.69 | 59.46 | 90.81 | 91.02 | 92.04 | 92.13 | 92.06 | 92.35 | 92.23 | 92.36 | 92.41 | 64.98 | 44.15 | 92.22 | 92.07 |
| SST-5 | 23.14 | 38.42 | 49.67 | 52.45 | 52.98 | 54.06 | 54.09 | 54.45 | 54.84 | 55.01 | 55.13 | 55.93 | 17.84 | 21.24 | 40.02 | 49.84 |
| SST-2 | 89.22 | 91.04 | 91.52 | 91.85 | 92.72 | 92.84 | 93.16 | 93.45 | 93.33 | 93.44 | 93.42 | 93.73 | 58.17 | 90.51 | 90.88 | 91.69 |
| Average | 45.59 | 54.15 | 59.42 | 67.43 | 70.61 | 71.50 | 72.33 | 72.50 | 73.12 | 73.63 | 74.15 | 74.38 | 38.72 | 48.87 | 65.64 | 69.25 |

Table 23: Full result of few-shot learning on InfoDCL-BERTweet.