

Graph Representation Learning for Popularity Prediction Problem: A Survey

Tiantian Chen, Jianxiong Guo, *Member, IEEE*, and Weili Wu, *Senior Member, IEEE*

Abstract—The online social platforms, like Twitter, Facebook, LinkedIn and WeChat, have grown really fast in last decade and have been one of the most effective platforms for people to communicate and share information with each other. Due to the “word of mouth” effects, information usually can spread rapidly on these social media platforms. Therefore, it is important to study the mechanisms driving the information diffusion and quantify the consequence of information spread. A lot of efforts have been focused on this problem to help us better understand and achieve higher performance in viral marketing and advertising. On the other hand, the development of neural networks has blossomed in the last few years, leading to a large number of graph representation learning (GRL) models. Compared with traditional models, GRL methods are often shown to be more effective. In this paper, we present a comprehensive review for recent works leveraging GRL methods for popularity prediction problem, and categorize related literatures into two big classes, according to their mainly used model and techniques: embedding-based methods and deep learning methods. Deep learning method is further classified into six small classes: convolutional neural networks, graph convolutional networks, graph attention networks, graph neural networks, recurrent neural networks, and reinforcement learning. We compare the performance of these different models and discuss their strengths and limitations. Finally, we outline the challenges and future chances for popularity prediction problem.

Impact Statement—Social platforms have exploded in popularity in last decade, and information diffusion on social networks has attracted widespread attention in both industrials and academics. Companies need estimate whether marketing strategies will be successful before real implementation to save costs and earn more profits. On the other hand, it is vital to predict diffusion of misinformation before it spreads too far, and block its further diffusion. Therefore, it is important to understand underlying diffusion dynamics of cascade and its popularity trend. With recent achievements of graph representation learning in artificial intelligence and other fields, many works leveraged graph representation learning methods for information diffusion modeling and popularity prediction. This article presents a comprehensive review of recent works using graph representation learning methods for popularity prediction. Reviewing different methods can help researchers identify strengths and limitations of existing models, and find out challenges and directions for popularity prediction in future work.

Index Terms—Deep Learning, Graph Representation Learning, Information Cascading, Information Diffusion, Popularity

T. Chen and W. Wu are with the Department of Computer Science, Erik Jonsson School of Engineering and Computer Science, University of Texas at Dallas, Richardson, TX 75080, USA. (e-mail: tiantian.chen@utdallas.edu; weiliwu@utdallas.edu)

J. Guo is with the BNU-UIC Institute of Artificial Intelligence and Future Networks, Beijing Normal University at Zhuhai, Zhuhai, Guangdong 519087, China, and also with the Guangdong Key Lab of AI and Multi-Modal Data Processing, BNU-HKBU United International College, Zhuhai, Guangdong 519087, China. (e-mail: jianxiongguo@bnu.edu.cn)

(Corresponding author: Tiantian Chen)

Prediction, Social Networks

I. INTRODUCTION

ONLINE social platforms, such as Twitter, Facebook and WeChat, have become one of the most effective ways for people to obtain information and communicate with each other. Due to the “word of mouth” effects, information can spread fast on social networks. Many companies have utilized this to promote their products by distributing some free samples or coupons to some influential users on the networks. There are lots of works focused on studying diffusion on networks, including diffusion of news, adoptions of new products, etc. One of the extensively studied topics is influence maximization (IM) problem [1], [2], [3], [4], [5], seeking for a small number of nodes as seeds to spread information on social networks to maximize the total number of activated nodes, under some diffusion model. For example, two commonly used diffusion models in existing works are: Independent Cascade (IC) model and Linear Threshold (LT) model [1]. IC model focuses more on the peer-to-peer communication, while in LT model node incorporates the influence from its in-neighbors.

It has been proved that IM problem is NP-hard and computing the influence spread $\sigma(S)$ of a node set S under both the IC and LT model is #P-hard [4], [5]. Kempe *et al.* [1] proposed the greedy algorithm for the IM problem and proved that it can achieve $(1 - 1/e)$ -approximation ratio. They utilized the Monte Carlo method to estimate the influence spread of a seed set. However, Monte Carlo is too time-consuming and incurs significant computation overheads. Many works have been focused on solving this problem [6], [7], [3], [5], [8], [9], [10]. But most of these approaches either trade performance guarantees for practical efficiency, or vice versa. There are some exceptions, like [11], [12], [13], [14], [15], based on a novel Reverse Influence Sampling (RIS) technique, which can not only obtain a $(1 - 1/e)$ -approximation solution with high probability but be efficient even for large-scale datasets. Later, a large number of variants of IM problem are developed [16], [17], [18], [19], such as profit maximization [20], [21], [22], [23], activity maximization [24], [25], rumor blocking [26], [27], [28], [29], [30], [31], [32], [33], [34], [35], community detection [36], [37], [38], [39], and adaptive influence maximization problem [40], [41], [42]. Objectives of these problems are still hard to estimate and the proposed algorithms are basically approximation algorithms based on RIS technique or heuristics without any approximation guarantee.

On the other hand, for these IM and its variants problem, we need assume the information spreads on the networks

according to some diffusion models. Even though IC and LT model are frequently used in previous works, information diffusion on real networks are more complex than either the IC model or the LT model. Based on IC and LT model, many variant diffusion models have been proposed to simulate more practical and complicated scenarios [43], [44], [45], [46], [47], [48], [49], which still have some limitations. Therefore, understanding how the information is diffused on the networks and which factor can make the information spread successfully on the networks, and predicting the size of the popularity are challenging but important in many practical applications, like advertising [50], [51], viral marketing [52], [53], and recommendation [54].

The diffusion process and trajectories of information propagation as well as the participants in the diffusion of information are called the information cascade. Many works have been focused on learning information diffusion problems in social networks [55], [56], [57], [58], [59], [60], [61], [62], [63], [64], [65]. One of the most interesting and important problems related to information cascade is the popularity prediction. Given some observed cascade data (usually part of the diffusion result with/without timestamp), the popularity prediction problem aims to predict the final size of the cascade based on observations, or more specifically, the activation probability that a user is activated at the end of the diffusion process.

In this paper, we provide a comprehensive review of existing works related to popularity prediction problems. This is a challenging task because there are a large number of related works and there is no uniform standard to classify these works. According to the prediction level, popularity prediction problem usually can be classified into three types: micro-level, meso-level and macro-level prediction. Microscopic popularity prediction focuses more on who will be the next activated user and maybe also the activation time of it, while macroscopic popularity prediction cares more about how many users will be activated within a specific time interval and the total number of active users when the information propagation process is stopped. Meso-level prediction focuses on the behaviors of clusters or communities. From the methodology view, there are many choices of algorithmic methods for modeling and predicting information cascades. Traditional machine learning methods, like linear/logistic regression and Support Vector Machine (SVM), focus on extracting various temporal and structural features associated with information items by feature engineering. However, these methods have some limitations since these features cannot be adapted during the learning process and obtaining them can be time-consuming and expensive [66]. With recent advancements of deep neural networks, especially the techniques for graph representation learning (GRL), like DeepWalk [67], node2vec [68], graph convolutional networks [69], recurrent neural networks and its variants [70], [71], many deep learning (DL) models for popularity prediction problem have emerged [62], [63], [64], [65].

Several recent works [72], [73], [74] have been focused on reviewing papers related to popularity prediction problem. Guille *et al.* [73] focused on various feature engineer-

ing methods and classic machine learning approaches for modeling and predicting the information popularity. Gao *et al.* [72] concentrated on microblog information propagation, while emphasizing different aspects of information cascade. Zhou *et al.* [74] focused more on the general perspective of the popularity prediction problem, and literatures using GRL methods especially recent works are not comprehensive and complete in their paper. However, this paper is more focused on papers using GRL method to solve the popularity prediction problem, and talks about more details about those methods. Contributions of this paper are as follows:

- We provide a comprehensive review for recent literatures using graph representation learning methods to solve the popularity prediction problem.
- To better compare different models, we propose a new taxonomy for classifying graph representation learning methods, which basically include two main types: embedding-based methods and deep learning methods.
- We compare the strengths and weaknesses of different models, and provide challenges and chances for future works.

Fig. 1 shows a statistics summary of papers related to popularity prediction problem reviewed in this survey. It can be seen that popularity prediction has attracted more attention since 2018. Among those publications, more than half of the reviewed papers are from high-ranking conferences and journals, such as WWW, IJCAI, KDD, AAAI, CIKM, ICDE, TKDE, and SIGIR.

Organizations. In Section II, we first introduce some basic definitions that will be used frequently in following parts. Section III is dedicated to summarizing existing literatures using graph representation learning methods for popularity prediction, and discussing advantages and disadvantages of these models. Section IV concludes this paper.

TABLE I
DEFINITIONS OF ABBREVIATIONS.

Abbreviation	Definition
GRL	Graph representation learning
DL	Deep learning
CNN	Convolutional neural network
GCN	Graph convolutional network
GAT	Graph attention network
GNN	Graph neural network
RNN	Recurrent neural network
LSTM	Long short-term memory
GRU	Gated recurrent units
RL	Reinforcement learning

II. PRELIMINARIES

The diffusion process of information on social networks is complicated and it is important to understand how information spreads on networks. In this section, we will introduce some basic definitions related to popularity prediction. Table I lists some abbreviations used in this survey.

A. Social network

With the fast development of Internet and software, many kinds of contents, like text, image and video, can spread

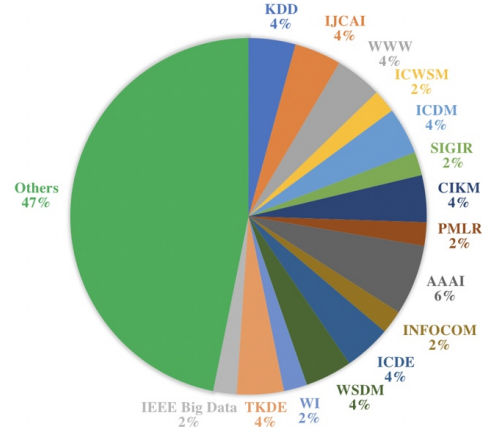
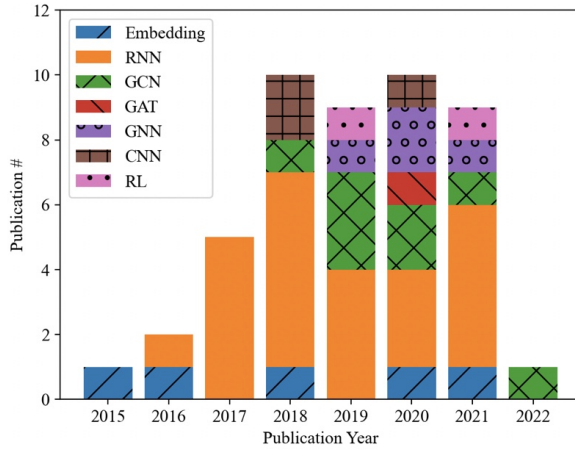


Fig. 1. Left: Number of publications over the last decade. Right: Source distribution of publications.

through websites, phone applications, etc. For example, one user in Twitter posts a tweet including texts and photos, and then all of his followers can see the tweet. Later, some of his followers may retweet this tweet. We refer to all of this kind of contents/items that can spread among users as information. In that case, information itself may have many features. But in this survey, we do not focus on those papers considering contents features of the information, but focus more on papers that use different models to capture structural and temporal features from cascades.

Users and the relationships among them play important roles in information propagation, which construct a social network. There are many types of social network, such as friendship network and citation network. A social network is usually denoted by a directed graph $G = (V, E)$, where V is the set of nodes (users) and E represents the set of relationships between users. For edge $(u, v) \in E$, u is called the in-neighbor of v and v is the out-neighbor of u .

B. Information cascade

When information spreads on social network, it will start from one or a few users, and propagate to their out-neighbors and out-neighbors' out-neighbors, which will generate the information cascade. Once a user is influenced by the information, its state will change from inactive to active, and we say that it is activated. Its state will remain active and does not change in the following propagation process.

Definition 1 (Cascade): A cascade $\mathcal{C}_T = \{u_1, \dots, u_l | u_i \in V, 1 \leq i \leq l\}$ is a sequence of nodes ordered by the timestamp that they are activated within the observation time window T .

Definition 2 (Timestamped Cascade): A timestamped cascade $\mathcal{RT} = \{(u_1, t_{u_1}), \dots, (u_l, t_{u_l})\}$ is a sequence of tuples (u_i, t_{u_i}) , where t_{u_i} is the time that node u_i is observed activated within the observation time window T .

Definition 3 (Cascade Diffusion Trajectory): A cascade diffusion trajectory $\mathcal{MT} = \{(u_1, v_1, t_1), \dots, (u_l, v_l, t_l)\}$ is a sequence of tuples (u_i, v_i, t_i) , representing that v_i is activated by u_i via edge (u_i, v_i) at time t_i . A cascade diffusion trajectory is the concrete diffusion path of the information.

Definition 4 (Cascade Graph): A cascade graph is a snapshot of the social network at some observation time T with respect to the information diffusion and is denoted as $\mathcal{G} = (V, \mathcal{E}, T)$, where V contains all nodes that have been activated by the information by time T and $\mathcal{E} \subseteq (V \times V)$ represents the exact retweet or citation diffusion of the information. Given a diffusion trajectory of a cascade, we are able to construct its corresponding cascade graph.

C. Popularity Prediction

For a piece of information, we refer to *popularity* as the total number of nodes activated by it when its propagation stops. Take the tweets as an example. The popularity of a tweet is defined as the total number of its retweets. For the given information I , denote by P_I^t the number of nodes activated by it by time t . When no time is specified, it refers to the final popularity P_I^∞ and we denote it as P_I . Given some cascade observations, the goal of the popularity prediction problem is to predict the final influence or attention of this information.

In Fig. 2, we show the category of models for popularity prediction problem. According to the problem formulation, popularity prediction problem usually can be classified into two types: classification and regression. For the regression problem, we need to predict the exact value of the final popularity P_I or the popularity of the information at a specific time t . However, for many practical scenarios, the exact count of the final popularity is not required and we just need predict if the information will be popular. For example, when a company wants to promote a new product, it is crucial to predict if the product will be popular or not before the seeding strategy is implemented to save cost and obtain more profits. Usually, given a predefined threshold θ , the classification task aims to predict whether final popularity P_I of the information will be more than θ or not.

The regression task can be further categorized into three levels based on the granularity: micro-level, meso-level and macro-level. Micro-level prediction aims at the statuses of individuals, such as the activation probability of a specific user, while macro-level prediction focuses on the general outcome

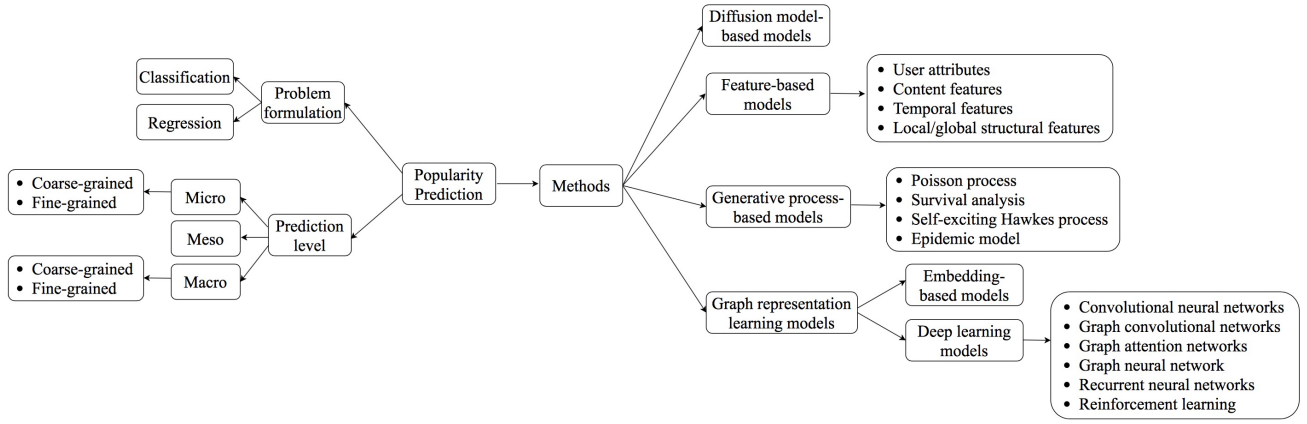


Fig. 2. Category of popularity prediction models.

of the whole cascade. Meso-level prediction is focused on the behaviors of clusters or communities. Yang *et al.* [55] further classified macro-level and micro-level prediction into two sub-versions: coarse-grained and fine-grained. Specifically, fine-grained macroscopic prediction focuses on how many nodes will be activated within a specific time interval, while coarse-grained version aims to estimate the final popularity of the information, i.e., the total number of activated users by the end of the information diffusion process. For the micro-level prediction, the fine-grained version aims to predict who is the next activated node and is activated at what time, while the coarse-grained version ignores the exact activation time and only predicts the next node that will be activated.

D. Learning methods

Methodologically, existing methods of popularity prediction problem can be classified into four categories: diffusion model-based methods, feature-based methods, generative process-based methods and GRL methods. For GRL methods, we further classify them into two types: embedding-based methods, and deep learning (DL) methods. In this paper, we will mainly focus on reviewing the GRL methods for the popularity prediction problem.

To estimate the popularity of the information, early works usually assumed an underlying diffusion model, such as IC model that assumes there is an independent propagation probability between each pair of users. Instead of assuming diffusion probabilities, diffusion model-based methods [75], [76] try to infer propagation probabilities between users, which can be represented as a network of users (also called “network inference”). However, strong hypotheses bases are needed in these methods.

Feature-based approaches concentrate on extracting various handcrafted features from raw data, which include user attributes, content features, temporal features and local/global structural features, and then formulate the popularity prediction problem as a classification or regression task. Afterward, machine learning techniques, such as linear regression, SVM and decision tree, are adopted for the regression or classification. Many works [77], [78], [79], [80] have been

focused on feature-based methods. [74] and [72] have more detailed classification about using feature-based methods to solve popularity prediction. The predictive performance of feature-based methods is highly dependent on the quality of engineered features. Such features are often carefully designed and not easy to generalize to a different platform or domain. Feature-based methods are limited since these handcrafted features cannot be adapted during the learning process and obtaining them might be expensive and time-consuming.

In contrast, generative process-based approaches aim to model users’ activation process as a point process and explore the underlying mechanisms driving the propagation dynamics of information cascade. The commonly used models for diffusion process include Poisson process [81], survival analysis [82], [83], self-exciting Hawkes process and Epidemic model [84], [85]. The point process is supposed to fit the real growth curve of cascade by a carefully designed conditional intensity function. Even though these works make the cascade prediction more interpretable, they ignore the implicit information in the propagation dynamics. Besides, their predictive power is also limited because they are not proposed and optimized for popularity prediction.

The propose of GRL solves the feature extraction problem in feature-based methods, which can automatically learn the features and alleviate the need to do feature engineering every single time. The goal of GRL is to learn a mapping from nodes, edges or the entire graph, to low-dimensional vectors in \mathbb{R}^d , where geometric relationships in latent space \mathbb{R}^d correspond to relationships in the original graph. After optimizing the embedding space, the learned embeddings can be employed as feature input for downstream machine learning tasks. The main difference between previous works and GRL is the way they deal with representing graph structure. In previous works, representing graph structure is treated as a pre-processing step, which captures the structural information by extracting handcrafted features. However, GRL methods consider it as a machine learning task itself and apply data-driven approaches to learn embeddings that encode information of graph structure [66].

However, simple embedding-based approaches based on DeepWalk [67] and node2vec [68] fail to capture the time

ordering of users being activated for predicting the next activated user, and have been demonstrated to be suboptimal options in experiments of recent deep-learning based methods. Recently, many DL methods, especially RNN-based models, have shown their effectiveness in popularity prediction. We will introduce these methods in the next section.

III. GRAPH REPRESENTATION LEARNING METHODS

The GRL models present a new way of approximating traditional graph convolutionals and kernels, allowing for faster embedding extraction. Mixing these methods with the supervised or semi-supervised methods can give the state-of-the-art models with respect to scalability, speed and quality on downstream tasks. Besides, heavy feature engineering is not needed in representation learning models which can capture non-linear representations of users and popularity spread dynamics.

A. Summary

Table II lists the details of GRL models that we review in this section. Basically, its information can be divided into four parts: input, task formulation, prediction level, and representation model. We include seven types of input data here: Cas, NO-Cas, T, CDT, SN, CasS and Cas-G, where Cas and NO-Cas represent the cascade with and without activation ordering, respectively. T represents the activation time series of the cascade. CDT and SN are short for cascade diffusion trajectory and the underlying social network, respectively. CasS and Cas-G represent cascade size and cascade graph, respectively. Task formulation includes two options: classification (C) and regression (R). For the prediction level, it contains three types: micro-level (Mi), meso-level (Me) and macro-level (Ma), and we further categorize micro-level and macro-level into coarse-grained (C) and fine-grained (F). For GRL models, we try to include all techniques that are used in a paper along with the main model, which may include attention mechanism (AM) and pooling mechanism (PM) technique.

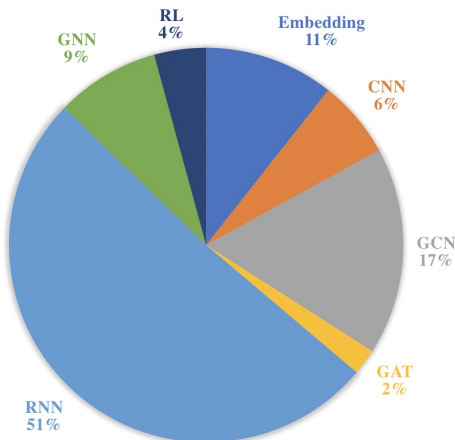


Fig. 3. GRL model distributions of reviewed papers.

From Table II, we observe that most of these reviewed papers use activation time as input since it provides temporal

features of cascade diffusion for the model. Accordingly, many works apply RNN-based models as the main model to capture these important temporal features and to predict the next activated user and its activation time. This can be seen from the model distribution from Fig. 3. Another observation is most of these reviewed papers study regression task and only a few of them consider the classification task. Lastly, since different pairs of nodes usually have distinct influence weights, many of these models utilize attention mechanism to capture this significant property between different pairs of nodes.

B. Embedding-based methods

Embedding-based or sequence-based methods incorporate the graph information by random walks and maximize the probability of observing neighborhood (context) of a node given its embedding.

Definition 5 (Random walk on graph): Random walk on graph is a sequence of nodes sampled randomly from the graph. It starts from some node u and travels to one of u 's neighbors v with some probability. Then one of v 's neighbors is selected and this process is continued. For random walk with restart strategy, there is some probability to return back to the starting node u at each step.

Two important models based on random walk are DeepWalk [67] and node2vec [68]. DeepWalk utilizes random walk to sample node sequences and learn node embeddings by skip-gram method, while node2vec extends the random walk to a biased version by biasing between BFS and DFS. Later, two extensions LINE [123] and struct2vec [124] are proposed, which are able to capture more structural information of the graph.

Embedding-based approaches for popularity prediction extend IC model, which encode each node into a parameterized vector and then calculate the propagation probabilities between nodes by the learned nodes representations. Bourigault *et al.* [125] embedded nodes in a continuous latent space, and calculated the contamination score of a node activated by the source node through a diffusion kernel function in the latent space. They simplified IC model by assuming active nodes are only activated by the source node. Embedded IC model was proposed in [86], which defined the propagation probabilities between two nodes by the Euclidean distance between their representations rather than assign a real number. Wang *et al.* [87] proposed a model similar to embedded IC model, named LIS model, which can directly learn the user-specific influence and susceptibility, and naturally capture context-dependent factors.

Inf2vec [56] further considered local influence and global user similarity when generating node contexts as an extension. Recently, Panagopoulos *et al.* [88] proposed a model, named IMINFECTOR, which applied the node representations learned from the diffusion cascade to perform model-independent influence spread estimation. For an input node u , INFECTOR model utilized a multi-task neural network to simultaneously learn the probability that a node is activated by source node u and the final popularity that u could create.

RNe2Vec [89] estimated the information diffusion probability based on random walk method. Given multiple cascade dif-

TABLE II
SUMMARY OF DIFFERENT METHODS

Method	Inputs							C/R	Level			GRL Model
	Cas	NO-Cas	T	CDT	SN	CasS	Cas-G		Mi	Ma	Me	
Embedded IC [86]	✓		✓					R	C			Embedding
LIS [87]	✓							R	C			Embedding
Inf2vec [56]	✓		✓		✓			R	C			Embedding
IMINFECTOR [88]	✓					✓		R	C	C		Embedding
RNe2Vec [89]				✓				C				Embedding
Cas2vec [90]			✓					C				CNN+PM
NDM [61]	✓							R	C			CNN+AM
HDD [91]				✓				R	C			CNN+LSTM
DeepInf [59]		✓			✓			R	C			GCN/GAT
CasCN [58]				✓				R		C		GCN+LSTM
DyHGCN [92]	✓		✓		✓			R	F			GCN
CasSeqGCN [93]			✓		✓		✓	R		F		GCN+LSTM
HPPNP [94]		✓			✓			R	C			GCN/GAT
[95]							✓	R	C			GCN+AM
Multi-Influer [57]	✓		✓		✓			R	F			GCN
CasGCN [96]							✓	R		F		GCN+GRU+AM
MUCas [97]							✓	R		F		GCN+AM
CasGAT [98]			✓				✓	R		F		GAT+LSTM
DeepCas [60]					✓		✓	R		C		GRU+AM
DCGT [99]					✓		✓	R		C		GRU+AM
DeepHawkes [100]				✓				R		C		GRU+PM
RMTTP [101]	✓		✓					R	F			RNN
ERPP [102]	✓		✓					R	F			RNN
CYAN-RNN [103]	✓		✓					R	F			RNN+AM
Topo-LSTM [104]	✓		✓		✓			R	C			LSTM
DeepDiffuse [105]	✓		✓					R	F			LSTM+AM
SNIDSA [106]	✓				✓			R	C			RNN+AM
LSTMIC [107]			✓			✓		C				LSTM+PM
PATH [108]	✓		✓					R	F			LSTM
DMT-LIC [65]	✓				✓			R	C	C		Bi-LSTM+GAT
recCTIC [109]	✓		✓					R	F			RNN
NT-GP [110]	✓		✓					R		F		GRU
CS-RNN [111]	✓		✓					R	F		✓	RNN
VaCas [112]			✓				✓	R		F		Bi-GRU
CasFlow [113]					✓		✓	R		F		Bi-GRU
TempCas [114]						✓	✓	R		F		Bi-GRU+LSTM+CNN+AM
[115]			✓				✓	R		C		Bi-GRU+AM

Continue on the next page

TABLE II
SUMMARY OF DIFFERENT METHODS (CONT.)

Method	Inputs							C/R	Level			GRL Model
	Cas	NO-Cas	T	CDT	SN	CasS	Cas-G		Mi	Ma	Me	
DLIC [116]	✓		✓					R	F			GAT+GRU
DLAM [62]			✓			✓		R		F		LSTM+AM
CPMHSA [117]	✓				✓			R	C			Transformer
GSAN [118]			✓				✓	R		F		Transformer+AM+PM
Cascade2vec [119]			✓			✓	✓	R		F		GNN+Bi-GRU
CoupledGNN [63]	✓				✓			R		C		GNN+AM
infGNN [120]	✓		✓		✓			R	F			GNN+GM
[121]			✓				✓	R	F			GNN+LSTM
FOREST [122]	✓				✓			R	C	C		GRU+RL
E-FOREST [55]	✓		✓		✓			R	F	F		GRU+RL

fusion trajectories of multiple pieces of information, RNe2Vec first built a repost network and then generated node sequences according to biased random walk. In particular, the probability of choosing next node to visit in random walk is calculated by considering multiple forwarding behaviors: first forwarding, repeated forwarding and self forwarding.

Even though simple embedding-based methods could obtain relatively high quality embeddings to capture structural information of the graph, they are transductive and hard to generalized to unseen data.

C. Deep learning methods

DL approaches learn a function, which maps a numeric-form graph to low-dimensional embeddings via optimizing over a large number of expressive neural network functions. In this subsection, we will talk about the literatures related to DL methods. Fig. 4 shows a general framework of using DL methods to solve popularity prediction. Given some observations of information diffusion, such as cascade and activation time, we usually first extract information from inputs and then embed these information into some low-dimensional latent space, which will be the input to following downstream models. For the selection of DL models, we classify the literatures into six types according to their primary models: CNN, GCN, GAT, GNN, RNN and RL. Finally, the selected DL model will be used to solve the corresponding tasks: classification or regression.

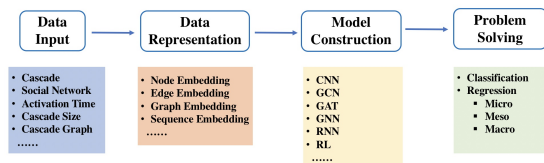


Fig. 4. A general framework of using DL models for popularity prediction.

D. CNN-based Models

CNNs are distinguished from other neural networks by their superior performance in finding patterns in images to recognize faces, objects, etc. They are also effective for classifying non-image data, like time series, audio and signal data. Generally, a CNN includes three kinds of layers: convolutional layer, pooling layer and fully connected layer. Convolutional layer is the key building block of a CNN, and majority of computations occur here. Pooling layers is designed to decrease the number of parameters in inputs, which usually include max pooling and average pooling. Fully connected layer is utilized to do the classification according to the features extracted from previous layers and their different filters.

Network-agnostic model Cas2vec [90] integrated CNN with max-pooling technique to capture the information in cascade diffusion time sequence, which can predict whether a cascade will be vital without extracting user features and knowing the underlying network structure. Motivated by two heuristic assumptions, Yang *et al* proposed the NDM model [61], which incorporated CNN and AM to solve coarse-grained micro-level prediction. To learn comprehensive node embeddings, HDD [91] designed a mechanism for extracting features to conduct weighted aggregations of neighbors on different meta-paths. It employed CNN to extract features and LSTM to provide sequential prediction, which solved both the topic diffusion and coarse-grained micro-level prediction.

E. GCN and GAT based Models

GCN performs similar operations as CNN, which learns features from neighborhoods. The key difference between GCN and CNN is that CNN is specially built to operate on Euclidean structured data, while GCN is more general and can handle unordered non-Euclidean data where the number of neighbours of each node is not fixed and the order of neighbours has no effect on the structure of a node.

End-to-end framework DeepInf [59] represented both the network structures and diffusion dynamics into a latent space. Given the network and statuses of a node's local neighborhood, DeepInf aimed to predict the activation probability of the node. DeepInf incorporates the graph convolution, network embedding and AM into a unified framework, and its framework has large representative for using GCN or GAT model for popularity prediction problem.

Chung *et al.* [95] designed a model to capture characteristics and tree structure of information diffusion, which simultaneously performed bottom-up and top-down representation aggregation. They utilized a tree pruning strategy on input propagation trees such that more representative nodes are chosen and others are eliminated, to get better tree representation. DyHGCN [92] utilized multi-layer GCN to learn the node representation from the repost relations of nodes in timestamped cascade sequence and the social relations of nodes in social network. It applied multi-head attention module, proposed in Transformer model [126], to model the information of diffusion sequence.

Wang *et al.* [57] proposed an end-to-end method, named Multi-Influor, to make the coarse-grained micro-level prediction given the statuses of users in its local subnetwork. Multi-Influor learned multiple representation vectors for each node by incorporating pairwise node interactions, network structures and global similarity comparisons. For the node-level influence representation learning, it mainly used the framework of DeepInf model [59]. For the graph-level influence representation learning, it considered three parts to construct the influence context of a node. Except for the local influence context and global influence context used in [56], Multi-Influor also considered subnetwork-level influence context.

CasSeqGCN [93] considered both the structural feature and temporal features. Using the fixed social network structure and varying node states as input, CasSeqGCN employed GCN to learn the representation of each snapshot of cascade, which accurately modeled the structure information and preserved the temporal order of the spreading. LSTM model is utilized in CasSeqGCN to aggregate node representation and extract temporal information.

Inspired by the DeepInf model [59], Leung *et al.* [94] proposed a hybrid algorithm, called HPPNP, which combined two methods for page rank prediction, PPNP and APPNP [127], with a hybrid method to enhance the DeepInf model. CasGCN [96] first proposed a bi-directional convolution technique to represent cascade graph as two graphs: in-coming and out-coming graph, and used GCN to aggregate information not only from in-neighbors of a node but also its out-neighbors. CasGCN learned temporal features by the normalization of diffusion time.

MUCas [97] incorporated GCN, dynamic routing mechanism and AM to learn latent representations of cascade graphs to fully utilize the directional, high-order, positional, and dynamic scales of cascade information. Since the input is only the cascade graph before some specific observation time, MUCas designed a novel sampling method to generate sub-cascade graphs based on disjoint time intervals. By modifying the convolution kernel in GCN, MUCas learned node em-

beddings capturing order, position and direction information, which are then aggregated by dynamic routing.

The main difference between GCN-based and GAT-based models is that contributions of neighbors to central node in GAT are not pre-determined like in GCN. Instead GAT applies the attention mechanisms to capture the relative weight between two adjacent nodes. Therefore, performance of GAT-based approaches are usually better than GCN-based approaches. CasGAT [98] employed GAT to focus on the relationship between nodes and its neighborhood rather than the entire graph. CasGAT utilized LSTM to capture the temporal information in the cascade graph and a non-parametric approach to obtain more proper representations of time decay factors.

F. GNN-based Models

GNN is also useful in dealing with non-Euclidean data and was first proposed in [128]. Later, many variants occurred and one of the most commonly used is inductive framework GraphSAGE [129]. GraphSAGE leverages node attribute information to efficiently generate representations for previously unseen data. The main point of GraphSAGE lies in learning how to aggregate feature information from neighbors. Specifically, nodes will first aggregate information from their local in-neighbors. After K iterations, a node will finally aggregate the information from its K -hop neighbors.

Chen *et al.* [58] proposed the first GNN-based model for popularity prediction, called CasCN, which leveraged GCN and LSTM to fully capture both the structural and temporal information from the cascade graph with the temporal evolution. CasCN also considered the diffusion direction and time-decay effects. Borrowing the idea from graph isomorphism network and residual networks, Cascade2vec model [119] improved the convolutional kernel in CasCN model and modeled cascades as dynamic graphs to learn cascades representation via graph recurrent neural networks.

Cao *et al.* [63] designed a novel model, called CoupledGNN, based on the idea that the activation of a node is intrinsically governed by two key factors, i.e., neighbors state and the spread of influence along social networks. CoupledGNN utilized two GNNs coupled through two gating mechanisms to describe the interplay between the spread of influence and node activation states. Particularly, one GNN, called state GNN, is applied to model diffusion of interpersonal influence, gated by nodes activation states. The other GNN, named influence GNN, captures update of activation state of each node through interpersonal influence from their neighbors, and is used to capture the influence spread on networks.

Wu *et al.* [120] proposed a model, called infGNN, for diffusion prediction by personalized GNN, which is used to model the interactions between structural dependencies and temporal dynamics. In particular, infGNN generated node representation by considering both the local and global influence contexts and using gated mechanism. Shang *et al.* [121] proposed a novel framework, which incorporates the GraphSAGE and LSTM methods. To concentrate on important nodes and exclude

noises caused by other less relevant nodes, they learned importance coefficients for nodes and adopted sampling mechanism in graph pooling process. Temporal features are captured by incorporating the inter-infection duration time information into the proposed model by LSTM.

G. RNN-based models

So far we have seen the feed forward neural networks to handle the data that are independent with each other, which include input layer, hidden layer and output layer. However, if we have some sequence data or with some temporal information such that one data point is dependent on its previous data points, we need to design the neural network to incorporate the dependencies between these data points. The propose of RNN solves this problem since RNNs are naturally fit for processing time-series data. Traditional feed forward neural networks assume that there is no dependence between the inputs and outputs, while the output of RNNs is dependent on prior points in the sequence. An RNN has a looping mechanism, and allows the hidden state, a representation of previous states, to flow from one step to the next step.

Although RNN is able to deal with sequential data, it can not learn long-range dependencies among time steps. Therefore, RNN suffers from the short term memory. To solve this issue, two specialized RNNs are proposed: LSTM and GRU. The key components of LSTM are the cell state and its various gates. Cell state is the "memory" of the network and is expected to reduce the short-term memory effects by carrying related information throughout the sequence processing. GRU gets rid of the cell state and utilizes the hidden state to transform information. Recently, Vaswani *et al.* [126] proposed a model called Transformer, which is proposed and optimized for handling sequential data, and its speed is highly accelerated using multi-head attention mechanism.

DeepCas [60] is the first end-to-end DL approach for popularity prediction problem, which takes cascade graph as input and is able to directly learn cascade representations without any feature design. Inspired by DeepWalk [67], DeepCas first sampled several node sequences based on cascade graph by random walk. Then sampled sequences are fed into a bidirectional GRU (Bi-GRU), where a specifically designed AM is used to assemble the graph representation. Subsequently, Li *et al.* [99] proposed the DCGT model, which extended the DeepCas model by jointly considering the structure and text of cascades. The major difference between DCGT and DeepCas is that DCGT applies a gating mechanism to dynamically fuse the structural and textural representation of nodes. Experiments demonstrate DCGT significantly improves DeepCas's performance.

DeepHawkes [100] leveraged end-to-end DL to capture interpretable factors of Hawkes process such that DeepHawkes can simultaneously possess the high predictive power of DL approaches and high interpretability of Hawkes process. Particularly, the three vital interpretable concepts of Hawkes process: user influence, self-exciting mechanism and time decay effect in information diffusion, can exactly be captured by the three components of DeepHawkes model. Given a

cascade diffusion trajectory, DeepHawkes utilized GRU, non-parametric time kernel and sum pooling to aggregate contributions of early adopters. Experiments demonstrate that DeepHawkes outperforms DeepCas model for popularity prediction. RMTTP [101] and ERPP model [102] applied RNN to capture the nonlinear dependencies on previous infections, which can output the probability distribution of the next activated node and its activation time.

Sequential models, such as RNN, are effective for cascade modeling, which do not require prior knowledge of the underlying diffusion model and are flexible to capture complicated dependencies in cascades. Existing sequential models often apply a chain structure to model the memory effect. However, cascade is a diffusion tree and there may be cross-dependence existing in cascade. To capture this property, Wang *et al.* [103] proposed an attention-based RNN model, called CYAN-RNN. They further introduced a coverage strategy to adjust allocation of attention and combat the attention misallocation caused by the memoryless of traditional attention mechanisms, which allows alignments to better reflect the propagation structure.

To better capture the dynamic structure of cascade, Wang *et al.* [104] introduced a new data model, called diffusion topology, and explicitly modeled the dynamic directed acyclic graph structure of cascade by the proposed Topo-LSTM model. Topo-LSTM extends classical LSTM model by structuring the hidden states as a dynamic directed acyclic graph. Islam *et al.* [105] proposed the DeepDiffuse model by incorporating the AM technique into LSTM model, which can predict not only the next activated node but also its activation time. Experimental results show that DeepDiffuse outperforms DeepCas [60], RMTTP [101] and TopoLSTM [104] methods in terms of predicting the next activated node.

SNIDSA [106] adopted RNN to capture the historical sequential diffusion, and utilized AM to model the structure dependency among nodes. A specially designed gating mechanism is proposed to incorporate the structural and sequential information. LSTMIC [107] utilized LSTM to capture the long-term dependency among time moments of retweeting and directly learned sequential patterns from cascades to predict whether a cascade will outbreak. PATH [108] is proposed to predict the probability that a node will be activated before some timestamp, which employed the LSTM model to learn influence and susceptibility embedding for each node.

The deep multi-task learning framework DMT-LIC [65] was proposed for both the coarse-grained microscopic and macroscopic popularity prediction. A novel shared-representation layer is designed in DMT-LIC based on attention and gated mechanism, which can capture both node sequences in the cascade and structure of the underlying cascade graph. One disadvantage of DMT-LIC is that the two scales' prediction are conditionally independent and macro-level prediction can not make full use of micro-level information.

recCTIC model [109] was the first Bayesian topological RNN model for sequences with tree dependencies, which is built upon continuous-time IC model and are able to extract full diffusion paths from sequential activation observations via black-box inference. Liu *et al.* [110] proposed the NT-GP model for non-topological event propagation, which only takes

the timestamped cascade as input and can estimate the cascade size within a specific time interval. It learned the topological structure of social network by the time decay sampling method which is incorporated with Bi-GRU to predict the cascade size.

CS-RNN model [111] was proposed to make the fine-grained micro-level prediction and to predict the probability that the next activated node belongs to a specific community. The intuition behind the model is the activation of the next node is dependent on both historical sequential statuses of activated nodes and communities through which information spreads. To capture the community influence in cascade, CS-RNN designed a community structure label prediction module to predict community label of the next activated node.

VaCas [112] framework incorporated graph signal processing, Bi-GRU and hierarchical variational autoencoder techniques to capture information from cascade graph. Particularly, graph signal processing techniques are utilized to generate nodes' structural embeddings from spectral graph wavelets. VaCas leveraged Bi-GRU to model temporal dependencies of information diffusion and utilized hierarchical variational autoencoder to model uncertainties in information diffusion and cascade size growth. VaCas can capture node-level and cascade-level diffusion uncertainties, as well as the contextualized user behaviors. Later, Xu *et al.* [113] proposed an extension of VaCas, called CasFlow, which leveraged a hierarchical variational information diffusion model to capture both node-level and cascade-level uncertainties, and learned the posterior cascade distribution by variational inference and normalizing flows.

Tang *et al.* [114] proposed a novel framework, named TempCas, which incorporated Bi-GRU, LSTM, CNN and AM to fully exploit features in cascade graph in terms of graph structure and graph size time-series. In particular, TempCas proposed a heuristic method instead of using random walk to sample full critical paths on cascade graphs, and then utilized Bi-GRU with an attention pooling to obtain cascade paths embedding. TempCas further developed an attention CNN mechanism to capture short-term variation over time on cascade graph size and merge the local features within a fixed window. Then TempCas utilized LSTM over the attention CNN to learn the historical trend.

Lit *et al.* [115] proposed an end-to-end framework, which incorporates Bi-GRU and AM to make the coarse-grained macro-level prediction. An attention mechanism, involving intra-attention and inter-gate modules, was designed to efficiently capture and fuse the structural and temporal information from the observed period of the cascade. DLIC model [116] incorporated GAT and GRU models, and constructed a seq2seq framework for learning spatial-temporal cascade features. Particularly, for user spatial feature, based on social network structure, it learns potential relationship among users by GAT. For temporal feature, DLIC constructed a RNN for learning structural contexts in multiple different time intervals based on timestamp with a time-decay attention.

Yuan *et al.* [62] proposed a model, called DLAM, which employed AM to model the process through which individual items gain their popularity. They analyzed the interpretability of the model with the four key phenomena confirmed

independently in the previous works of long-term popularity dynamics quantification: the intrinsic quality, the aging effect, the recency effect and the Matthew effect. They also analyzed the effectiveness of introducing attention model in popularity dynamics prediction.

CPMHSA model [117] was proposed for the coarse-grained micro-level prediction by the multi-head self-attention mechanism, which is actually a direct application of the Transformer model [126]. GSA model [118] captured bi-directional and long dependencies between sub-graphs of cascade graph by incorporating a sequence transformer block and graph transformer block. Specifically, to capture local and global features, both node neighbors' attention and graph-level attention are utilized in the block. Then a bi-directional multi-head attention is used to learn the long-dependencies between sub-graphs of cascade graph.

H. RL-based Models

RL is concerned with how agents take actions with respect to environment to maximize the cumulative rewards obtained. Although RL has shown its effectiveness in many artificial intelligence tasks and IM problem [130], [131], there are not too many works using RL to solve popularity prediction problem in current literatures. Yang *et al.* [122] presented a multi-scale diffusion prediction model, called FOREST, to simultaneously make fine-grained micro-level and coarse-grained macro-level prediction. Particularly, RL is applied in FOREST to solve the non-differentiable problem, which can make use of the cascade size information of macro-level in the RNN-based model for microscopic diffusion. [55] generalized the FOREST model in [122], which can solve the fine-grained version of both microscopic and macroscopic popularity prediction problem, and improve the performance of FOREST model.

I. Discussion: Strengths and Limitations

Instead of being dependent on hand-crafted features like feature-based methods, DL methods do not require heavy feature engineering and can automatically learn the features. Compared with diffusion model-based and generative process-based methods, DL methods do not make any assumptions about the diffusion protocols and can capture the underlying diffusion dynamics and trend of popularity. DL methods are distinguished by their powerful learning ability and relatively simple architecture. Furthermore, DL methods are inductive frameworks and can be easily generalized to unseen data.

Generally, different DL techniques have their distinguished advantages and can capture different aspects of features of information. For example, GraphSAGE aggregates features from K -hop in-neighbors after K iterations and the aggregation diffusion from in-neighbors to the center node is kind of similar as the information spread on networks. RNN and its variants have superior performance in capturing the temporal features in the diffusion cascade. More and more works choose to incorporate multiple different DL techniques to capture more features of the cascade. With the achievement of DL techniques in other fields, more and more well-designed model will be proposed for popularity prediction problem.

However, there are still some limitations of DL models. One main disadvantage is that DL models are generally considered as "black box", and theoretical analysis and explanation of these methods are still lacking. Recently, lots of researches are focused on explaining the DL models. Understanding and explaining DL models is very helpful for us to analyze the diffusion popularity prediction on social networks. Even though there are many works that have been focused on attention mechanism and tried to use attention mechanism to capture the weights or propagation probability on edges, no effective results in explaining the relationship between the attention mechanism and propagation probability on edges. Another limitation is the computation cost of DL methods. DL methods have much higher computation costs than generative process-based and feature-based methods. The selection of hyper-parameter, tuning procedure, overfitting risk and other factors sometimes make it difficult for engineers to achieve satisfying results.

J. Challenges and Future Opportunities

In this subsection, we will discuss some challenges in current works and possible future chances. Firstly, though many works have been focused on popularity prediction problem, there are still some fundamental questions that are not yet addressed. For example, can we really predict the diffusion and popularity of a cascade? If the answer is yes, then to what extent can a cascade be predicted? How to evaluate the performance of different methods? Currently, it is hard to compare the performance of different models since there is no standardized comparison protocols and general cascade datasets.

Secondly, there are usually lots of information spreading on a social network, such as advertisements of complementary or competitive products on marketing. One direction can be learning the popularity prediction for one piece of information among multiple competitive information spreading on networks. For example, predicting popularity for misinformation or positive cascade information is paramount in misinformation containment problem.

Last, popularity prediction problem is actually the foundation for influence maximization learning (IML) problem, which aims to solve the IM problem based on the approximated influence spread function learned from some previous diffusion results. However, IML problem is more than solving the popularity prediction problem. However, once popularity prediction problem is solved efficiently, we can use these techniques to help us on IML problem and also its variants, such as profit maximization problem, topic-aware IML problem, contingency-aware IML problem and so on. There are not so many works focused on using the DL methods to solve the variants of IML problem, which might be another direction for future work.

IV. CONCLUSION

In this paper, we provide a comprehensive review of recent literatures using graph representation learning methods for information diffusion modeling and popularity prediction

problem. Firstly, we introduce some basic definitions and several commonly used methods for popularity prediction problem. Then we classify the existing works for popularity prediction problem according to their primary methods and discussed the advantages and disadvantages of these methods. The challenges of using graph representation learning based methods to solve the popularity prediction problem and some possible future directions are also discussed.

Except for the primary models, there may be some other classification standards to categorize these literatures. For example, we could classify the literatures according to the features that the model uses. The features include the local or global structure of the graph, user feature and the temporal feature. However, this classification standard may not be good since many works may use multiple kinds of the features and it's hard to distinguish them clearly. For future work, with the fast development of the deep learning models in other fields, we can use the state-of-the-art model to solve the popularity prediction problem. Since predicting the next user that will be activated can also be considered as the inference problem, perhaps we can use the variational inference method to solve it, which might also be one of the direction of future work.

ACKNOWLEDGMENT

This work is supported in part by NSF under grants 1907472 and 1822985; and Start-up Fund from BNU at Zhuhai under grant 310432104.

REFERENCES

- [1] D. Kempe, J. Kleinberg, and É. Tardos, "Maximizing the spread of influence through a social network," in *Proceedings of the ninth ACM SIGKDD international conference on Knowledge discovery and data mining*, 2003, pp. 137–146. [Online]. Available: <https://doi.org/10.1145/956750.956769>
- [2] A. Borodin, Y. Filmus, and J. Oren, "Threshold models for competitive influence in social networks," in *International workshop on internet and network economics*. Springer, 2010, pp. 539–550. [Online]. Available: https://doi.org/10.1007/978-3-642-17572-5_48
- [3] W. Chen, Y. Wang, and S. Yang, "Efficient influence maximization in social networks," in *Proceedings of the 15th ACM SIGKDD international conference on Knowledge discovery and data mining*, 2009, pp. 199–208. [Online]. Available: <https://doi.org/10.1145/1557019.1557047>
- [4] W. Chen, C. Wang, and Y. Wang, "Scalable influence maximization for prevalent viral marketing in large-scale social networks," in *Proceedings of the 16th ACM SIGKDD international conference on Knowledge discovery and data mining*, 2010, pp. 1029–1038. [Online]. Available: <https://doi.org/10.1145/1835804.1835934>
- [5] W. Chen, Y. Yuan, and L. Zhang, "Scalable influence maximization in social networks under the linear threshold model," in *2010 IEEE international conference on data mining*. IEEE, 2010, pp. 88–97. [Online]. Available: <https://doi.org/10.1109/ICDM.2010.118>
- [6] D. Kempe, J. Kleinberg, and É. Tardos, "Influential nodes in a diffusion model for social networks," in *International Colloquium on Automata, Languages, and Programming*. Springer, 2005, pp. 1127–1138. [Online]. Available: https://doi.org/10.1007/11523468_91
- [7] J. Leskovec, A. Krause, C. Guestrin, C. Faloutsos, J. VanBriesen, and N. Glance, "Cost-effective outbreak detection in networks," in *Proceedings of the 13th ACM SIGKDD international conference on Knowledge discovery and data mining*, 2007, pp. 420–429. [Online]. Available: <https://doi.org/10.1145/1281192.1281239>
- [8] A. Goyal, W. Lu, and L. V. Lakshmanan, "Celf++ optimizing the greedy algorithm for influence maximization in social networks," in *Proceedings of the 20th international conference companion on World wide web*, 2011, pp. 47–48. [Online]. Available: <https://doi.org/10.1145/1963192.1963217>

- [9] K. Jung, W. Heo, and W. Chen, "Irie: a scalable influence maximization algorithm for independent cascade model and its extensions," *Arxiv Preprint*, 2011. [Online]. Available: <http://arxiv.org/abs/1111.4795>
- [10] S. Galhotra, A. Arora, and S. Roy, "Holistic influence maximization: Combining scalability and efficiency with opinion-aware models," in *Proceedings of the 2016 International Conference on Management of Data*, 2016, pp. 743–758. [Online]. Available: <https://doi.org/10.1145/2882903.2882929>
- [11] Y. Tang, X. Xiao, and Y. Shi, "Influence maximization: Near-optimal time complexity meets practical efficiency," in *Proceedings of the 2014 ACM SIGMOD international conference on Management of data*, 2014, pp. 75–86. [Online]. Available: <https://doi.org/10.1145/2588555.2593670>
- [12] Y. Tang, Y. Shi, and X. Xiao, "Influence maximization in near-linear time: A martingale approach," in *Proceedings of the 2015 ACM SIGMOD international conference on management of data*, 2015, pp. 1539–1554. [Online]. Available: <https://doi.org/10.1145/2723372.2723734>
- [13] W. Chen, "An issue in the martingale analysis of the influence maximization algorithm imm," in *International Conference on Computational Social Networks*. Springer, 2018, pp. 286–297. [Online]. Available: https://doi.org/10.1007/978-3-030-04648-4_24
- [14] H. T. Nguyen, M. T. Thai, and T. N. Dinh, "Stop-and-stare: Optimal sampling algorithms for viral marketing in billion-scale networks," in *Proceedings of the 2016 international conference on management of data*, 2016, pp. 695–710. [Online]. Available: <https://doi.org/10.1145/2882903.2915207>
- [15] K. Huang, S. Wang, G. Bevilacqua, X. Xiao, and L. V. Lakshmanan, "Revisiting the stop-and-stare algorithms for influence maximization," *Proceedings of the VLDB Endowment*, vol. 10, no. 9, pp. 913–924, 2017. [Online]. Available: <http://www.vldb.org/pvldb/vol10/p913-Huang.pdf>
- [16] J. Guo and W. Wu, "Influence maximization: Seeding based on community structure," *ACM Transactions on Knowledge Discovery from Data (TKDD)*, vol. 14, no. 6, pp. 1–22, 2020. [Online]. Available: <https://doi.org/10.1145/3399661>
- [17] J. Zhu, S. Ghosh, J. Zhu, and W. Wu, "Near-optimal convergent approach for composed influence maximization problem in social networks," *IEEE Access*, vol. 7, pp. 142 488–142 497, 2019. [Online]. Available: <https://doi.org/10.1109/ACCESS.2019.2944207>
- [18] Y. Zhu, D. Li, R. Yan, W. Wu, and Y. Bi, "Maximizing the influence and profit in social networks," *IEEE Transactions on Computational Social Systems*, vol. 4, no. 3, pp. 54–64, 2017. [Online]. Available: <https://doi.org/10.1109/TCSS.2017.2715183>
- [19] J. Zhu, S. Ghosh, and W. Wu, "Group influence maximization problem in social networks," *IEEE Transactions on Computational Social Systems*, vol. 6, no. 6, pp. 1156–1164, 2019. [Online]. Available: <https://doi.org/10.1109/TCSS.2019.2938575>
- [20] T. Chen, B. Liu, W. Liu, Q. Fang, J. Yuan, and W. Wu, "A random algorithm for profit maximization in online social networks," *Theoretical Computer Science*, vol. 803, pp. 36–47, 2020. [Online]. Available: <https://doi.org/10.1016/j.tcs.2019.03.028>
- [21] B. Liu, X. Li, H. Wang, Q. Fang, J. Dong, and W. Wu, "Profit maximization problem with coupons in social networks," *Theoretical Computer Science*, vol. 803, pp. 22–35, 2020. [Online]. Available: <https://doi.org/10.1016/j.tcs.2019.03.007>
- [22] G. Tong, W. Wu, and D.-Z. Du, "Coupon advertising in online social systems: Algorithms and sampling techniques," *arXiv preprint arXiv:1802.06946*, 2018. [Online]. Available: <http://arxiv.org/abs/1802.06946>
- [23] J. Zhu, S. Ghosh, W. Wu, and C. Gao, "Profit maximization under group influence model in social networks," in *International Conference on Computational Data and Social Networks*. Springer, 2019, pp. 108–119. [Online]. Available: https://doi.org/10.1007/978-3-030-34980-6_13
- [24] W. Yang, J. Yuan, W. Wu, J. Ma, and D.-Z. Du, "Maximizing activity profit in social networks," *IEEE Transactions on Computational Social Systems*, vol. 6, no. 1, pp. 117–126, 2019. [Online]. Available: <https://doi.org/10.1109/TCSS.2019.2891582>
- [25] J. Guo, T. Chen, and W. Wu, "Continuous activity maximization in online social networks," *IEEE Transactions on Network Science and Engineering*, vol. 7, no. 4, pp. 2775–2786, 2020. [Online]. Available: <https://doi.org/10.1109/TNSE.2020.2993042>
- [26] G. Tong, W. Wu, L. Guo, D. Li, C. Liu, B. Liu, and D.-Z. Du, "An efficient randomized algorithm for rumor blocking in online social networks," *IEEE Transactions on Network Science and Engineering*, vol. 7, no. 2, pp. 845–854, 2017. [Online]. Available: <https://doi.org/10.1109/TNSE.2017.2783190>
- [27] R. Yan, D. Li, W. Wu, D.-Z. Du, and Y. Wang, "Minimizing influence of rumors by blockers on social networks: algorithms and analysis," *IEEE Transactions on Network Science and Engineering*, vol. 7, no. 3, pp. 1067–1078, 2019. [Online]. Available: <https://doi.org/10.1109/TNSE.2019.2903272>
- [28] J. Guo, Y. Li, and W. Wu, "Targeted protection maximization in social networks," *IEEE Transactions on Network Science and Engineering*, vol. 7, no. 3, pp. 1645–1655, 2019. [Online]. Available: <https://doi.org/10.1109/TNSE.2019.2944108>
- [29] A. Tong, D.-Z. Du, and W. Wu, "On misinformation containment in on-line social networks," *Advances in neural information processing systems*, vol. 31, 2018. [Online]. Available: <https://proceedings.neurips.cc/paper/2018/hash/9b04d152845ec0a378394003c96da594-Abstract.html>
- [30] R. Yan, Y. Li, W. Wu, D. Li, and Y. Wang, "Rumor blocking through online link deletion on social networks," *ACM Transactions on Knowledge Discovery from Data (TKDD)*, vol. 13, no. 2, pp. 1–26, 2019. [Online]. Available: <https://doi.org/10.1145/3301302>
- [31] J. Zhu, S. Ghosh, and W. Wu, "Robust rumor blocking problem with uncertain rumor sources in social networks," *World wide web*, vol. 24, no. 1, pp. 229–247, 2021. [Online]. Available: <https://doi.org/10.1007/s11280-020-00841-8>
- [32] Y. Zhang, W. Yang, W. Wu, and Y. Li, "Effector detection problem in social networks," *IEEE Transactions on Computational Social Systems*, vol. 7, no. 5, pp. 1200–1209, 2020. [Online]. Available: <https://doi.org/10.1109/TCSS.2020.3013734>
- [33] G. A. Tong, S. Li, W. Wu, and D.-Z. Du, "Effector detection in social networks," *IEEE Transactions on Computational Social Systems*, vol. 3, no. 4, pp. 151–163, 2016. [Online]. Available: <https://doi.org/10.1109/TCSS.2016.2627811>
- [34] L. Fan, Z. Lu, W. Wu, B. Thuraishingham, H. Ma, and Y. Bi, "Least cost rumor blocking in social networks," in *2013 IEEE 33rd International Conference on Distributed Computing Systems*. IEEE, 2013, pp. 540–549. [Online]. Available: <https://doi.org/10.1109/ICDCS.2013.34>
- [35] G. Tong, W. Wu, and D.-Z. Du, "Distributed rumor blocking with multiple positive cascades," *IEEE Transactions on Computational Social Systems*, vol. 5, no. 2, pp. 468–480, 2018. [Online]. Available: <https://doi.org/10.1109/TCSS.2018.2818661>
- [36] Y. Zhang, J. Guo, W. Yang, and W. Wu, "Targeted activation probability maximization problem in online social networks," *IEEE Transactions on Network Science and Engineering*, vol. 8, no. 1, pp. 294–304, 2020. [Online]. Available: <https://doi.org/10.1109/TNSE.2020.3037106>
- [37] P. Wagenseller, F. Wang, and W. Wu, "Size matters: A comparative analysis of community detection algorithms," *IEEE Transactions on Computational Social Systems*, vol. 5, no. 4, pp. 951–960, 2018. [Online]. Available: <https://doi.org/10.1109/TCSS.2018.2875626>
- [38] J. Yuan, W. Wu, and S. C. Varanasi, "Approximation and heuristics for community detection," in *Handbook of Approximation Algorithms and Metaheuristics*. Chapman and Hall/CRC, 2018, pp. 761–769.
- [39] G. Tong, L. Cui, W. Wu, C. Liu, and D.-Z. Du, "Terminal-set-enhanced community detection in social networks," in *IEEE INFOCOM 2016-The 35th Annual IEEE International Conference on Computer Communications*. IEEE, 2016, pp. 1–9. [Online]. Available: <https://doi.org/10.1109/INFOCOM.2016.7524473>
- [40] J. Guo and W. Wu, "Adaptive influence maximization: if influential node unwilling to be the seed," *ACM Transactions on Knowledge Discovery from Data (TKDD)*, vol. 15, no. 5, pp. 1–23, 2021. [Online]. Available: <https://doi.org/10.1145/3447396>
- [41] G. Tong, W. Wu, S. Tang, and D.-Z. Du, "Adaptive influence maximization in dynamic social networks," *IEEE/ACM Transactions on Networking*, vol. 25, no. 1, pp. 112–125, 2016. [Online]. Available: <https://doi.org/10.1109/TNET.2016.2563397>
- [42] J. Guo and W. Wu, "A k-hop collaborate game model: Extended to community budgets and adaptive nonsubmodularity," *IEEE Transactions on Systems, Man, and Cybernetics: Systems*, pp. 1–12, 2021.
- [43] B. Liu, G. Cong, D. Xu, and Y. Zeng, "Time constrained influence maximization in social networks," in *2012 IEEE 12th international conference on data mining*. IEEE, 2012, pp. 439–448. [Online]. Available: <https://doi.org/10.1109/ICDM.2012.158>
- [44] W. Chen, W. Lu, and N. Zhang, "Time-critical influence maximization in social networks with time-delayed diffusion process," in *Twenty-Sixth AAAI Conference on Artificial Intelligence*, 2012. [Online]. Available: <http://www.aaai.org/ocs/index.php/AAAI/AAAI12/paper/view/5024>
- [45] J. Guo, T. Chen, and W. Wu, "A multi-feature diffusion model: Rumor blocking in social networks," *IEEE/ACM Transactions on*


- Networking*, vol. 29, no. 1, pp. 386–397, 2020. [Online]. Available: <https://doi.org/10.1109/TNET.2020.3032893>
- [46] T. Chen, J. Guo, and W. Wu, “Adaptive multi-feature budgeted profit maximization in social networks,” *arXiv preprint arXiv:2006.03222*, 2020. [Online]. Available: <https://arxiv.org/abs/2006.03222>
 - [47] X. Shan, W. Chen, Q. Li, X. Sun, and J. Zhang, “Cumulative activation in social networks,” *Science China Information Sciences*, vol. 62, no. 5, pp. 1–21, 2019. [Online]. Available: <https://doi.org/10.1007/s11432-018-9609-7>
 - [48] J. Kim, W. Lee, and H. Yu, “Ct-ic: Continuously activated and time-restricted independent cascade model for viral marketing,” *Knowledge-Based Systems*, vol. 62, pp. 57–68, 2014. [Online]. Available: <https://doi.org/10.1109/ICDM.2012.40>
 - [49] Y. Zhang, X. Yang, S. Gao, and W. Yang, “Budgeted profit maximization under the multiple products independent cascade model,” *IEEE Access*, vol. 7, pp. 20040–20049, 2019. [Online]. Available: <https://doi.org/10.1109/ACCESS.2019.2897608>
 - [50] J. Guo, T. Chen, and W. Wu, “Budgeted coupon advertisement problem: Algorithm and robust analysis,” *IEEE Transactions on Network Science and Engineering*, vol. 7, no. 3, pp. 1966–1976, 2020. [Online]. Available: <https://doi.org/10.1109/TNSE.2020.2964882>
 - [51] J. Guo and W. Wu, “Discount advertisement in social platform: algorithm and robust analysis,” *Social Network Analysis and Mining*, vol. 10, no. 1, pp. 1–15, 2020. [Online]. Available: <https://doi.org/10.1007/s13278-020-00669-0>
 - [52] —, “A novel scene of viral marketing for complementary products,” *IEEE Transactions on Computational Social Systems*, vol. 6, no. 4, pp. 797–808, 2019. [Online]. Available: <https://doi.org/10.1109/TCSS.2019.2926112>
 - [53] —, “A k-hop collaborate game model: Adaptive strategy to maximize total revenue,” *IEEE Transactions on Computational Social Systems*, vol. 7, no. 4, pp. 1058–1068, 2020. [Online]. Available: <https://doi.org/10.1109/TCSS.2020.3001509>
 - [54] Q. Wu, Y. Gao, X. Gao, P. Weng, and G. Chen, “Dual sequential prediction models linking sequential recommendation and information dissemination,” in *Proceedings of the 25th ACM SIGKDD International Conference on Knowledge Discovery & Data Mining*, 2019, pp. 447–457. [Online]. Available: <https://doi.org/10.1145/3292500.3330959>
 - [55] C. Yang, H. Wang, J. Tang, C. Shi, M. Sun, G. Cui, and Z. Liu, “Full-scale information diffusion prediction with reinforced recurrent networks,” *IEEE Transactions on Neural Networks and Learning Systems*, pp. 1–13, 2021.
 - [56] S. Feng, G. Cong, A. Khan, X. Li, Y. Liu, and Y. M. Chee, “Inf2vec: Latent representation model for social influence embedding,” in *2018 IEEE 34th International Conference on Data Engineering (ICDE)*. IEEE, 2018, pp. 941–952. [Online]. Available: <https://doi.org/10.1109/ICDE.2018.00089>
 - [57] F. Wang, J. She, Y. Ohyama, and M. Wu, “Learning multiple network embeddings for social influence prediction,” *IFAC-PapersOnLine*, vol. 53, no. 2, pp. 2868–2873, 2020.
 - [58] X. Chen, F. Zhou, K. Zhang, G. Trajcevski, T. Zhong, and F. Zhang, “Information diffusion prediction via recurrent cascades convolution,” in *2019 IEEE 35th International Conference on Data Engineering (ICDE)*. IEEE, 2019, pp. 770–781. [Online]. Available: <https://doi.org/10.1109/ICDE.2019.00074>
 - [59] J. Qiu, J. Tang, H. Ma, Y. Dong, K. Wang, and J. Tang, “Deepinf: Social influence prediction with deep learning,” in *Proceedings of the 24th ACM SIGKDD International Conference on Knowledge Discovery & Data Mining*, 2018, pp. 2110–2119. [Online]. Available: <https://doi.org/10.1145/3219819.3220077>
 - [60] C. Li, J. Ma, X. Guo, and Q. Mei, “Deepcas: An end-to-end predictor of information cascades,” in *Proceedings of the 26th international conference on World Wide Web*, 2017, pp. 577–586. [Online]. Available: <https://doi.org/10.1145/3038912.3052643>
 - [61] C. Yang, M. Sun, H. Liu, S. Han, Z. Liu, and H. Luan, “Neural diffusion model for microscopic cascade prediction,” *arXiv preprint arXiv:1812.08933*, 2018.
 - [62] S. Yuan, Y. Zhang, J. Tang, H. Shen, and X. Wei, “Modeling and predicting popularity dynamics via deep learning attention mechanism,” *arXiv preprint arXiv:1811.02117*, 2018. [Online]. Available: <http://arxiv.org/abs/1811.02117>
 - [63] Q. Cao, H. Shen, J. Gao, B. Wei, and X. Cheng, “Popularity prediction on social platforms with coupled graph neural networks,” in *Proceedings of the 13th International Conference on Web Search and Data Mining*, 2020, pp. 70–78. [Online]. Available: <https://doi.org/10.1145/3336191.3371834>
 - [64] W. Xia, Y. Li, J. Wu, and S. Li, “Deepis: Susceptibility estimation on social networks,” in *Proceedings of the 14th ACM International Conference on Web Search and Data Mining*, 2021, pp. 761–769. [Online]. Available: <https://doi.org/10.1145/3437963.3441829>
 - [65] X. Chen, K. Zhang, F. Zhou, G. Trajcevski, T. Zhong, and F. Zhang, “Information cascades modeling via deep multi-task learning,” in *Proceedings of the 42nd international ACM SIGIR conference on research and development in information retrieval*, 2019, pp. 885–888. [Online]. Available: <https://doi.org/10.1145/3331184.3331288>
 - [66] W. L. Hamilton, R. Ying, and J. Leskovec, “Representation learning on graphs: Methods and applications,” *IEEE Data Eng. Bull.*, vol. 40, no. 3, pp. 52–74, 2017. [Online]. Available: <http://sites.computer.org/debull/A17sept/p52.pdf>
 - [67] B. Perozzi, R. Al-Rfou, and S. Skiena, “Deepwalk: Online learning of social representations,” in *Proceedings of the 20th ACM SIGKDD international conference on Knowledge discovery and data mining*, 2014, pp. 701–710. [Online]. Available: <https://doi.org/10.1145/2623330.2623732>
 - [68] A. Grover and J. Leskovec, “node2vec: Scalable feature learning for networks,” in *Proceedings of the 22nd ACM SIGKDD international conference on Knowledge discovery and data mining*, 2016, pp. 855–864. [Online]. Available: <https://doi.org/10.1145/2939672.2939754>
 - [69] T. N. Kipf and M. Welling, “Semi-supervised classification with graph convolutional networks,” *arXiv preprint arXiv:1609.02907*, 2016. [Online]. Available: <http://arxiv.org/abs/1609.02907>
 - [70] S. Hochreiter and J. Schmidhuber, “Long short-term memory,” *Neural computation*, vol. 9, no. 8, pp. 1735–1780, 1997. [Online]. Available: <https://doi.org/10.1162/neco.1997.9.8.1735>
 - [71] J. Chung, C. Gulcehre, K. Cho, and Y. Bengio, “Empirical evaluation of gated recurrent neural networks on sequence modeling,” *arXiv preprint arXiv:1412.3555*, 2014. [Online]. Available: <http://arxiv.org/abs/1412.3555>
 - [72] X. Gao, Z. Cao, S. Li, B. Yao, G. Chen, and S. Tang, “Taxonomy and evaluation for microblog popularity prediction,” *ACM Transactions on Knowledge Discovery from Data (TKDD)*, vol. 13, no. 2, pp. 1–40, 2019. [Online]. Available: <https://doi.org/10.1145/3301303>
 - [73] A. Guille, H. Hacid, C. Favre, and D. A. Zighed, “Information diffusion in online social networks: A survey,” *ACM Sigmod Record*, vol. 42, no. 2, pp. 17–28, 2013. [Online]. Available: <https://doi.org/10.1145/2503792.2503797>
 - [74] F. Zhou, X. Xu, G. Trajcevski, and K. Zhang, “A survey of information cascade analysis: Models, predictions, and recent advances,” *ACM Computing Surveys (CSUR)*, vol. 54, no. 2, pp. 1–36, 2021. [Online]. Available: <https://doi.org/10.1145/3433000>
 - [75] M. Gomez-Rodriguez, J. Leskovec, and A. Krause, “Inferring networks of diffusion and influence,” *ACM Transactions on Knowledge Discovery from Data (TKDD)*, vol. 5, no. 4, pp. 1–37, 2012. [Online]. Available: <https://doi.org/10.1145/2086737.2086741>
 - [76] S. Wang, X. Hu, P. S. Yu, and Z. Li, “Mmrates: inferring multi-aspect diffusion networks with multi-pattern cascades,” in *Proceedings of the 20th ACM SIGKDD international conference on Knowledge discovery and data mining*, 2014, pp. 1246–1255. [Online]. Available: <https://doi.org/10.1145/2623330.2623728>
 - [77] M. Jenders, G. Kasneci, and F. Naumann, “Analyzing and predicting viral tweets,” in *Proceedings of the 22nd international conference on world wide web*, 2013, pp. 657–664. [Online]. Available: <https://doi.org/10.1145/2487788.2488017>
 - [78] S. Kong, Q. Mei, L. Feng, F. Ye, and Z. Zhao, “Predicting bursts and popularity of hashtags in real-time,” in *Proceedings of the 37th international ACM SIGIR conference on Research & development in information retrieval*, 2014, pp. 927–930. [Online]. Available: <https://doi.org/10.1145/2600428.2609476>
 - [79] S. Wu and L. Raschid, “Prediction in a microblog hybrid network using bonacich potential,” in *Proceedings of the 7th ACM international conference on Web search and data mining*, 2014, pp. 383–392. [Online]. Available: <https://doi.org/10.1145/2556195.2556247>
 - [80] M. Yang, K. Chen, Z. Miao, and X. Yang, “Cost-effective user monitoring for popularity prediction of online user-generated content,” in *2014 IEEE International Conference on Data Mining Workshop*. IEEE, 2014, pp. 944–951. [Online]. Available: <https://doi.org/10.1109/ICDMW.2014.72>
 - [81] H. Shen, D. Wang, C. Song, and A.-L. Barabási, “Modeling and predicting popularity dynamics via reinforced poisson processes,” in *Proceedings of the AAAI Conference on Artificial Intelligence*, vol. 28, no. 1, 2014, pp. 291–297. [Online]. Available: <http://www.aaai.org/ocs/index.php/AAAI/AAAI14/paper/view/8370>

- [82] K. Lerman and T. Hogg, "Using a model of social dynamics to predict popularity of news," in *Proceedings of the 19th international conference on World wide web*, 2010, pp. 621–630. [Online]. Available: <https://doi.org/10.1145/1772690.1772754>
- [83] J. Leskovec, L. A. Adamic, and B. A. Huberman, "The dynamics of viral marketing," *ACM Transactions on the Web (TWEB)*, vol. 1, no. 1, pp. 5–es, 2007. [Online]. Available: <https://doi.org/10.1145/1232722.1232727>
- [84] Q. Zhao, M. A. Erdogdu, H. Y. He, A. Rajaraman, and J. Leskovec, "Seismic: A self-exciting point process model for predicting tweet popularity," in *Proceedings of the 21th ACM SIGKDD international conference on knowledge discovery and data mining*, 2015, pp. 1513–1522. [Online]. Available: <https://doi.org/10.1145/2783258.2783401>
- [85] M. McPherson, L. Smith-Lovin, and J. M. Cook, "Birds of a feather: Homophily in social networks," *Annual review of sociology*, vol. 27, no. 1, pp. 415–444, 2001.
- [86] S. Bourigault, S. Lamprier, and P. Gallinari, "Representation learning for information diffusion through social networks: an embedded cascade model," in *Proceedings of the Ninth ACM international conference on Web Search and Data Mining*, 2016, pp. 573–582. [Online]. Available: <https://doi.org/10.1145/2835776.2835817>
- [87] Y. Wang, H. Shen, S. Liu, and X. Cheng, "Learning user-specific latent influence and susceptibility from information cascades," in *Twenty-Ninth AAAI Conference on Artificial Intelligence*, 2015, pp. 477–484. [Online]. Available: <http://www.aaai.org/ocs/index.php/AAAI/AAAI15/paper/view/9805>
- [88] G. Panagopoulos, F. Malliaros, and M. Vazirgiannis, "Multi-task learning for influence estimation and maximization," *IEEE Transactions on Knowledge and Data Engineering*, 2020.
- [89] J. Shang, S. Huang, D. Zhang, Z. Peng, D. Liu, Y. Li, and L. Xu, "Rne2vec: information diffusion popularity prediction based on repost network embedding," *Computing*, vol. 103, no. 2, pp. 271–289, 2021. [Online]. Available: <https://doi.org/10.1007/s00607-020-00858-x>
- [90] Z. T. Kefato, N. Sheikh, L. Bahri, A. Soliman, A. Montresor, and S. Girdzijauskas, "Cas2vec: Network-agnostic cascade prediction in online social networks," in *2018 Fifth International Conference on Social Networks Analysis, Management and Security (SNAMS)*. IEEE, 2018, pp. 72–79. [Online]. Available: <https://doi.org/10.1109/SNAMS.2018.8554730>
- [91] S. Molaie, H. Zare, and H. Veisi, "Deep learning approach on information diffusion in heterogeneous networks," *Knowledge-Based Systems*, vol. 189, p. 105153, 2020. [Online]. Available: <https://doi.org/10.1016/j.knsys.2019.105153>
- [92] C. Yuan, J. Li, W. Zhou, Y. Lu, X. Zhang, and S. Hu, "Dyhgcn: A dynamic heterogeneous graph convolutional network to learn users' dynamic preferences for information diffusion prediction," in *Joint European Conference on Machine Learning and Knowledge Discovery in Databases*. Springer, 2020, pp. 347–363. [Online]. Available: https://doi.org/10.1007/978-3-030-67664-3_21
- [93] Y. Wang, X. Wang, R. Michalski, Y. Ran, and T. Jia, "Casseqcn: Combining network structure and temporal sequence to predict information cascades," *arXiv preprint arXiv:2110.06836*, 2021. [Online]. Available: <https://arxiv.org/abs/2110.06836>
- [94] C. K. Leung, A. Cuzzocrea, J. J. Mai, D. Deng, and F. Jiang, "Personalized deepinf: enhanced social influence prediction with deep learning and transfer learning," in *2019 IEEE international conference on big data (big data)*. IEEE, 2019, pp. 2871–2880. [Online]. Available: <https://doi.org/10.1109/BigData47090.2019.9005969>
- [95] H.-H. Chung, H.-H. Huang, and H.-H. Chen, "Predicting future participants of information propagation trees," in *IEEE/WIC/ACM International Conference on Web Intelligence*, 2019, pp. 321–325. [Online]. Available: <https://doi.org/10.1145/3350546.3352540>
- [96] Z. Xu, M. Qian, X. Huang, and J. Meng, "Casgcn: Predicting future cascade growth based on information diffusion graph," *arXiv preprint arXiv:2009.05152*, 2020. [Online]. Available: <https://arxiv.org/abs/2009.05152>
- [97] X. Chen, F. Zhang, F. Zhou, and M. Bonsangue, "Multi-scale graph capsule with influence attention for information cascades prediction," *International Journal of Intelligent Systems*, vol. 37, no. 3, pp. 2584–2611, 2022. [Online]. Available: <https://doi.org/10.1002/int.22786>
- [98] M. Wang and K. Li, "Predicting information diffusion cascades using graph attention networks," in *International Conference on Neural Information Processing*. Springer, 2020, pp. 104–112. [Online]. Available: https://doi.org/10.1007/978-3-030-63820-7_12
- [99] C. Li, X. Guo, and Q. Mei, "Joint modeling of text and networks for cascade prediction," in *Proceedings of the International AAAI Conference on Web and Social Media*, vol. 12, no. 1, 2018, pp. 640–643. [Online]. Available: <https://aaai.org/ocs/index.php/ICWSM/ICWSM18/paper/view/17804>
- [100] Q. Cao, H. Shen, K. Cen, W. Ouyang, and X. Cheng, "Deephawkes: Bridging the gap between prediction and understanding of information cascades," in *Proceedings of the 2017 ACM on Conference on Information and Knowledge Management*, 2017, pp. 1149–1158. [Online]. Available: <https://doi.org/10.1145/3132847.3132973>
- [101] N. Du, H. Dai, R. Trivedi, U. Upadhyay, M. Gomez-Rodriguez, and L. Song, "Recurrent marked temporal point processes: Embedding event history to vector," in *Proceedings of the 22nd ACM SIGKDD international conference on knowledge discovery and data mining*, 2016, pp. 1555–1564. [Online]. Available: <https://doi.org/10.1145/2939672.2939875>
- [102] S. Xiao, J. Yan, X. Yang, H. Zha, and S. Chu, "Modeling the intensity function of point process via recurrent neural networks," in *Proceedings of the AAAI Conference on Artificial Intelligence*, vol. 31, no. 1, 2017, pp. 1597–1603. [Online]. Available: <http://aaai.org/ocs/index.php/AAAI/AAAI17/paper/view/14391>
- [103] Y. Wang, H. Shen, S. Liu, J. Gao, and X. Cheng, "Cascade dynamics modeling with attention-based recurrent neural network," in *IJCAI*, 2017, pp. 2985–2991. [Online]. Available: <https://doi.org/10.24963/ijcai.2017/416>
- [104] J. Wang, V. W. Zheng, Z. Liu, and K. C.-C. Chang, "Topological recurrent neural network for diffusion prediction," in *2017 IEEE International Conference on Data Mining (ICDM)*. IEEE, 2017, pp. 475–484. [Online]. Available: <https://doi.org/10.1109/ICDM.2017.57>
- [105] M. R. Islam, S. Muthiah, B. Adhikari, B. A. Prakash, and N. Ramakrishnan, "Deepdiffuse: Predicting the 'who' and 'when' in cascades," in *2018 IEEE International Conference on Data Mining (ICDM)*. IEEE, 2018, pp. 1055–1060. [Online]. Available: <https://doi.org/10.1109/ICDM.2018.00134>
- [106] Z. Wang, C. Chen, and W. Li, "A sequential neural information diffusion model with structure attention," in *Proceedings of the 27th ACM international conference on information and knowledge management*, 2018, pp. 1795–1798. [Online]. Available: <https://doi.org/10.1145/3269206.3269275>
- [107] C. Gou, H. Shen, P. Du, D. Wu, Y. Liu, and X. Cheng, "Learning sequential features for cascade outbreak prediction," *Knowledge and Information Systems*, vol. 57, no. 3, pp. 721–739, 2018. [Online]. Available: <https://doi.org/10.1007/s10115-017-1143-0>
- [108] G. Manco, G. Pirrò, and E. Ritacco, "Predicting temporal activation patterns via recurrent neural networks," in *International Symposium on Methodologies for Intelligent Systems*. Springer, 2018, pp. 347–356. [Online]. Available: https://doi.org/10.1007/978-3-030-01851-1_33
- [109] S. Lamprier, "A recurrent neural cascade-based model for continuous-time diffusion," in *International Conference on Machine Learning*. PMLR, 2019, pp. 3632–3641. [Online]. Available: <http://proceedings.mlr.press/v97/lamprier19a.html>
- [110] Z. Liu, R. Wang, and Y. Liu, "Prediction model for non-topological event propagation in social networks," in *International Conference of Pioneering Computer Scientists, Engineers and Educators*. Springer, 2019, pp. 241–252. [Online]. Available: https://doi.org/10.1007/978-981-15-0118-0_19
- [111] C. Liu, W. Wang, and Y. Sun, "Community structure enhanced cascade prediction," *Neurocomputing*, vol. 359, pp. 276–284, 2019. [Online]. Available: <https://doi.org/10.1016/j.neucom.2019.05.069>
- [112] F. Zhou, X. Xu, K. Zhang, G. Trajcevski, and T. Zhong, "Variational information diffusion for probabilistic cascades prediction," in *IEEE INFOCOM 2020-IEEE Conference on Computer Communications*. IEEE, 2020, pp. 1618–1627. [Online]. Available: <https://doi.org/10.1109/INFOCOM41043.2020.9155349>
- [113] X. Xu, F. Zhou, K. Zhang, S. Liu, and G. Trajcevski, "Casflow: Exploring hierarchical structures and propagation uncertainty for cascade prediction," *IEEE Transactions on Knowledge and Data Engineering*, 2021.
- [114] X. Tang, D. Liao, W. Huang, J. Xu, L. Zhu, and M. Shen, "Fully exploiting cascade graphs for real-time forwarding prediction," in *Proceedings of the AAAI Conference on Artificial Intelligence*, vol. 35, no. 1, 2021, pp. 582–590. [Online]. Available: <https://ojs.aaai.org/index.php/AAAI/article/view/16137>
- [115] Y. Liu, Z. Bao, Z. Zhang, D. Tang, and F. Xiong, "Information cascades prediction with attention neural network," *Human-centric Computing and Information Sciences*, vol. 10, no. 1, pp. 1–16, 2020. [Online]. Available: <https://doi.org/10.1186/s13673-020-00218-w>
- [116] Z. Chen, J. Wei, S. Liang, T. Cai, and X. Liao, "Information cascades prediction with graph attention," *Frontiers in Physics*, 2021.

- [117] C. Liu, W. Wang, P. Jiao, X. Chen, and Y. Sun, "Cascade modeling with multihead self-attention," in *2020 International Joint Conference on Neural Networks (IJCNN)*. IEEE, 2020, pp. 1–8. [Online]. Available: <https://doi.org/10.1109/IJCNN48605.2020.9207418>
- [118] Z. Huang, Z. Wang, R. Zhang, Y. Zhao, and F. Zheng, "Learning bi-directional social influence in information cascades using graph sequence attention networks," in *Companion Proceedings of the Web Conference 2020*, 2020, pp. 19–21. [Online]. Available: <https://doi.org/10.1145/3366424.3382677>
- [119] Z. Huang, Z. Wang, and R. Zhang, "Cascade2vec: Learning dynamic cascade representation by recurrent graph neural networks," *IEEE Access*, vol. 7, pp. 144 800–144 812, 2019. [Online]. Available: <https://doi.org/10.1109/ACCESS.2019.2942853>
- [120] Y. Wu, H. Huang, and H. Jin, "Information diffusion prediction with personalized graph neural networks," in *International Conference on Knowledge Science, Engineering and Management*. Springer, 2020, pp. 376–387. [Online]. Available: https://doi.org/10.1007/978-3-030-55393-7_34
- [121] Y. Shang, B. Zhou, Y. Wang, A. Li, K. Chen, Y. Song, and C. Lin, "Popularity prediction of online contents via cascade graph and temporal information," *Axioms*, vol. 10, no. 3, p. 159, 2021. [Online]. Available: <https://doi.org/10.3390/axioms10030159>
- [122] C. Yang, J. Tang, M. Sun, G. Cui, and Z. Liu, "Multi-scale information diffusion prediction with reinforced recurrent networks," in *IJCAI*, 2019, pp. 4033–4039. [Online]. Available: <https://doi.org/10.24963/ijcai.2019/560>
- [123] J. Tang, M. Qu, M. Wang, M. Zhang, J. Yan, and Q. Mei, "Line: Large-scale information network embedding," in *Proceedings of the 24th international conference on world wide web*, 2015, pp. 1067–1077. [Online]. Available: <https://doi.org/10.1145/2736277.2741093>
- [124] L. F. Ribeiro, P. H. Saverese, and D. R. Figueiredo, "struc2vec: Learning node representations from structural identity," in *Proceedings of the 23rd ACM SIGKDD international conference on knowledge discovery and data mining*, 2017, pp. 385–394. [Online]. Available: <https://doi.org/10.1145/3097983.3098061>
- [125] S. Bourigault, C. Lagnier, S. Lamprier, L. Denoyer, and P. Gallinari, "Learning social network embeddings for predicting information diffusion," in *Proceedings of the 7th ACM international conference on Web search and data mining*, 2014, pp. 393–402. [Online]. Available: <https://doi.org/10.1145/2556195.2556216>
- [126] A. Vaswani, N. Shazeer, N. Parmar, J. Uszkoreit, L. Jones, A. N. Gomez, Ł. Kaiser, and I. Polosukhin, "Attention is all you need," *Advances in neural information processing systems*, vol. 30, pp. 5998–6008, 2017. [Online]. Available: <https://proceedings.neurips.cc/paper/2017/hash/3f5ee243547dee91fbd053c1c4a845aa-Abstract.html>
- [127] J. Klicpera, A. Bojchevski, and S. Günnemann, "Personalized embedding propagation: Combining neural networks on graphs with personalized pagerank," *CoRR, abs/1810.05997*, 2018. [Online]. Available: <http://arxiv.org/abs/1810.05997>
- [128] F. Scarselli, M. Gori, A. C. Tsoi, M. Hagenbuchner, and G. Monfardini, "The graph neural network model," *IEEE transactions on neural networks*, vol. 20, no. 1, pp. 61–80, 2008. [Online]. Available: <https://doi.org/10.1109/TNN.2008.2005605>
- [129] W. Hamilton, Z. Ying, and J. Leskovec, "Inductive representation learning on large graphs," *Advances in neural information processing systems*, vol. 30, 2017. [Online]. Available: <https://proceedings.neurips.cc/paper/2017/hash/5dd9db5e033da9c6fb5ba83c7a7e9bea9-Abstract.html>
- [130] S. Manchanda, A. Mittal, A. Dhawan, S. Medya, S. Ranu, and A. Singh, "Gcomb: Learning budget-constrained combinatorial algorithms over billion-sized graphs," *Advances in Neural Information Processing Systems*, vol. 33, pp. 20 000–20 011, 2020. [Online]. Available: <https://proceedings.neurips.cc/paper/2020/hash/e7532dbeff7ef901f2e70daac3f452d-Abstract.html>
- [131] H. Chen, W. Qiu, H.-C. Ou, B. An, and M. Tambe, "Contingency-aware influence maximization: A reinforcement learning approach," in *Uncertainty in Artificial Intelligence*. PMLR, 2021, pp. 1535–1545. [Online]. Available: <https://proceedings.mlr.press/v161/chen21b.html>
- [132] F. Xia, K. Sun, S. Yu, A. Aziz, L. Wan, S. Pan, and H. Liu, "Graph learning: A survey," *IEEE Transactions on Artificial Intelligence*, vol. 2, no. 2, pp. 109–127, 2021.



Tiantian Chen is a Ph.D. candidate in the Department of Computer Science, The University of Texas at Dallas. She received her B.S. degree in Mathematics and Applied Mathematics, and M.S. degree in Operational Research and Cybernetics from Ocean University of China in 2016 and 2019, respectively. Her research focuses on social networks, design and analysis of approximation algorithms, deep learning, and reinforcement learning.



Jianxiong Guo received his Ph.D. degree from the Department of Computer Science, University of Texas at Dallas, Richardson, TX, USA, in 2021, and his B.E. degree from the School of Chemistry and Chemical Engineering, South China University of Technology, Guangzhou, Guangdong, China, in 2015. He is currently an Assistant Professor with the BNU-UIC Institute of Artificial Intelligence and Future Networks, Beijing Normal University at Zhuhai, and also with the Guangdong Key Lab of AI and Multi-Modal Data Processing, BNU-HKBU United

International College, Zhuhai, Guangdong, China. His research interests include social networks, algorithm design, data mining, IoT application, blockchain, and combinatorial optimization.



Weili Wu received the Ph.D. and M.S. degrees from the Department of Computer Science, University of Minnesota, Minneapolis, MN, USA, in 2002 and 1998, respectively. She is currently a Full Professor with the Department of Computer Science, The University of Texas at Dallas, Richardson, TX, USA. Her research mainly deals in the general research area of data communication and data management. Her research focuses on the design and analysis of algorithms for optimization problems that occur in wireless networking environments and various

database systems.