

# WCL-BBCD: A Contrastive Learning and Knowledge Graph Approach to Named Entity Recognition

Renjie Zhou, Qiang Hu, Jian Wan, Jilin Zhang, Qiang Liu, Tianxiang Hu, Jianjun Li

**Abstract**—Named Entity Recognition task is one of the core tasks of information extraction. Word ambiguity and word abbreviation are important reasons for the low recognition rate of named entities. In this paper, we propose a novel named entity recognition model WCL-BBCD (Word Contrastive Learning with BERT-BiLSTM-CRF-DBpedia) incorporating the idea of contrastive learning. The model first trains the sentence pairs in the text, calculate similarity between words in sentence pairs by cosine similarity, and fine-tunes the BERT model used for the named entity recognition task through the similarity, so as to alleviate word ambiguity. Then, the fine-tuned BERT model is combined with the BiLSTM-CRF model to perform the named entity recognition task. Finally, the recognition results are corrected in combination with prior knowledge such as knowledge graphs, so as to alleviate the recognition caused by word abbreviations low-rate problem. Experimental results show that our model outperforms other similar model methods on the CoNLL-2003 English dataset and OntoNotes V5 English dataset.

**Index Terms**—Named Entity Recognition, Contrastive Learning, Self-supervised Learning, Knowledge Graph.

## I. INTRODUCTION

**I**NFORMATION extraction aims at extracting structured data from unstructured text. Information extraction is applied in many fields. For example, information extraction can be applied to recommender systems [1] and web data retrieval systems [2]. Government departments use information extraction to understand public opinion [3], [4]. In the field of biomedicine, information extraction can be used to identify diseases caused by interactions between biomolecules [5]. Named Entity Recognition is an important task in the field of information extraction [6]. Named entity recognition aims to identify named entities containing the above predefined semantic types from texts of predefined semantic types (such as person, place, organization, et al.). In this paper, we propose an advanced model WCL-BBCD (Word Contrastive Learning with BERT-BiLSTM-CRF-DBpedia) based on contrastive learning for named entity recognition, and demonstrate the effectiveness of contrastive learning in word embedding.

The method based on pattern matching is the earliest method used for named entity recognition, with the basic step of having a domain-specific expert or academic construct a recognition template based on the features of a sample dataset. Although this method has a high recognition rate in a specific domain, it also suffers from poor portability. As a result, researchers have gradually shifted their focus to the study of machine learning methods. Traditional machine

learning methods treat named entity recognition as a sequential annotation task, that is, for each word in the text, a series of candidate entity labels are set, and then the probability of each word belonging to each entity label is solved by machine learning models, and the entity label with the highest probability value is usually taken as the entity label of the word. Common traditional machine learning classification models used for named entity recognition include Hidden Markov Models (HMM), Maximum Entropy (ME), Support Vector Machines (SVM), Decision Tree (DT), etc.

In recent years, with the rise of deep learning, large-scale pre-trained language representation models such as BERT [7], RoBERTa [8], Albert [9], Xlnet [10], etc. have achieved a dominant position in various natural language processing tasks (text generation, reading comprehension, text classification, POS tagging, entity recognition). The architecture of these models is mostly based on Transformer [11] which uses a self-attention mechanism to capture long-range dependencies between tokens. Transformer encoders and decoders complete self-supervised learning tasks by pre-training on a large-scale text corpus. Transformer self-supervised learning tasks include predicting concealed tokens, predicting future tokens, and so on.

However, problems with word ambiguity and low recognition of abbreviated words persist. The problem of word ambiguity means that the same word has different meanings in different contexts. If the word is an entity, it will belong to different entity categories in different contexts. Especially the names of people and organizations, the problem of misidentification between place names and organization names are more obvious, for example, the word “Blackburn” in “Peter Blackburn” means the name of a person, but in the sentence “Blackburn announced on Wednesday they and Dalglish had parted by mutual consent.” means the team. The abbreviation of the word is a common expression in English text. For example, the abbreviation of “National Basketball Association” is “NBA”. People can well understand that “NBA” represents the American professional basketball league. However, when the computer trains the model without prior knowledge, it will be difficult for the computer to understand the correct interpretation of abbreviated words, and the abbreviated words often belong to entities, which causes the problem that existing models have low recognition rates for entity abbreviated words.

WCL-BBCD uses contrastive learning [12], [13] to learn word-level representations. Contrastive learning also belongs

to self-supervised learning. Its characteristic is that it does not require manual labeling of category label information and directly uses the data itself as supervised information to learn the feature representation of sample data. Contrast learning has yielded some results in the field of computer vision, and its main ideas are: Encode the data of the original sample through the data augment method and then use representation learning to determine whether the data pair after the data augment comes from the same sample. In WCL-BBCD, positive example sentence pairs and negative example sentence pairs are constructed through translation. The sentence pairs are input into two pre-trained BERT, and then BERT is fine-tuned to make the word embedding of ambiguous words better indicate the interpretation of the word in the current context. In addition, WCL-BBCD incorporates knowledge graph to correct entity type recognition errors caused by word abbreviations in the recognition results.

In this paper, we use WCL (Word Contrastive Learning) which is a subcomponent of the WCL-BBCD model to implement contrastive learning, WCL maintains a queue for storing word embedding of multiple sentences. Given a sentence (as query), it is necessary to calculate the similarity between the word embedding after the query sentence is encoded and the word embedding of each sentence in the queue. The query sentence is regarded as a positive example pair of the query, and the sentences in the queue are regarded as negative examples pair of the query sentence. The similarity is used to the contrastive loss function for backpropagation to fine-tune the BERT. Finally, the fine-tuned BERT encoder is used for named entity recognition. The experimental results show that WCL-BBCD achieves a higher F1-score on the CoNLL-2003 [14] and OntoNotes V5 [15] english test sets.

The main contributions of this paper are summarized as follows:

- 1) We propose a language representation model WCL-BBCD based on contrastive learning. WCL-BBCD constructs positive sentence pairs and negative sentence pairs, the negative sentence pairs are stored in a queue. The similarity between word embedding is used to measure the similarity of words in the vector representation space.
- 2) The word embedding trained by the fine-tuned BERT through contrastive learning can better represent their correct paraphrases in sentences. In addition, we combined with the knowledge graph DBpedia to solve the problem of identifying incorrect entity types of abbreviated words in the corpus.
- 3) The WCL-BBCD model alleviates the problem of word ambiguity and the low recognition rate of abbreviated words to a certain extent. WCL-BBCD has achieved a higher F1-score on the english test sets of CoNLL-2003 and OntoNotes V5 compared to other models cited in this paper.

## II. RELATED WORK

### A. Named Entity Recognition

The main task of named entity recognition is to identify and classify proper nouns such as person and places, or quantitative

phrases such as meaningful time, date in the text. There have been many conferences or projects in history that have promoted the development of named entity recognition. The famous ones are MUC (Message Understanding Conference), CoNLL (Conference on Computational Natural Language Learning), and ACE project (Automatic Content Extraction).

In recent years, word embedding has transitioned from non-contextualization to contextualization. Typical non-contextualized Word Embedding tools include GloVe [16], word2vec [17], fastText [18], etc. CWR (Contextualized Word Representations) has already dealt with many entity-related tasks. BERT [7] is the most typical example of CWR, BERT is based on bidirectional Transformer and uses the MLM method for training. The so-called MLM method is to randomly mask the words in the text before training, and predict the masked words after training. Other models based on CWR include RoBERTa [8], Albert [9], Xlnet [10], SpanBert [19], BART [20], etc.

According to the different datasets, the currently named entity recognition tagging methods mainly include IOB, BIO, BIOES, Markup, etc. In IOB tagging, all entities start with "I" or "B" tags. "B" is only used to distinguish the boundary between two consecutive entities of the same type, not the starting position of the entity. When the word is tagged with "O", it means the word is not an entity. The CoNLL-2003 English dataset uses the IOB tagging method. BIO tagging is a derivative method of IOB tagging. The difference from the IOB is that the BIO stipulates that all named entities start with "B", "I" means inside the named entity, and "O" means is not a named entity. The labeling method of the dataset used in this paper is BIO tagging. If a word in the corpus is tagged "B/I-XXX", "B/I" means that the word belongs to the beginning or the inside of the named entity, that is, the word is part of the named entity, and "XXX" indicates the type of the named entity.

### B. BERT

BERT [7] is a large-scale pre-trained language representation model proposed by Google back in 2018. BERT is internally a bi-directional Transformer [11] that uses self-attention to capture connections between words. The input vector of the BERT is formed by summing the three Embedding of Token Embedding, Segment Embedding and Position Embedding, and the output is formed by stitching the hidden layer vectors of the bi-directional Transformer.

The innovation of the BERT model lies in the pre-training method, which captures the vector representation of words and sentences using two methods: Masked Language Model (MLM) and Next Sentence Prediction (NSP) respectively. Of the randomly masked tokens, 10% are replaced with other words, 10% are not replaced, and the remaining 80% are replaced with "[MASK]". The main purpose of NSP is to make the model pay more attention to the connection between two sentences, so it can be used for tasks such as intelligent question answering and natural language inference. BERT loaded with pre-trained models can be applied to downstream tasks, such as named entity recognition.

### C. Contrastive Learning

Many researchers believe that the essence of deep learning is to do two things: Representation Learning and Inductive Bias Learning. Representation Learning does not have to pay attention to every detail of the sample, only the learned features can distinguish it from other samples. In terms of word ambiguity, we only need to ensure that words with the same entity type are relatively similar, and words with different entity types are relatively dissimilar. In this regard, it leads to contrastive learning. The main idea of contrastive learning is to encode the original sample data through the Data Augmentation method, and then use representation learning to determine whether the augmented data pair comes from the same sample. The main goal of contrastive learning is to learn a mapping function  $f$ , the sample is encoded by the mapping function  $f$  as  $f(x)$  so that:

$$s(f(x), f(x^+)) \gg s(f(x), f(x^-)) \quad (1)$$

$x$  represents the common sample, and  $x^+$  can be regarded as a positive example of  $x$ , and  $x^-$  can be regarded as a negative example of  $x$ ,  $s(\cdot, \cdot)$  is a function to measure the similarity of samples. A typical similarity function is to find the dot product of the sample representation vectors. The loss function used in contrastive learning is InfoNCE [21].

Minimizing InfoNCE can maximize the lower bound of Mutual Information of  $f(x)$  and  $f(x^+)$ , making the positive example pair representation in the comparison example closer. In contrastive learning, how to construct positive and negative example sample pairs is a meaningful problem.

In the field of Computer Vision, positive pairs or negative pairs can be constructed by cropping, rotating, filtering, and graying. In the field of natural language processing, Wu [22], Meng [23] proposed to randomly delete a word in a sentence, rearrange the words in the sentence, or replace some words in the sentence, following the method of processing pictures. However, due to the discreteness of words, the above operations are likely to destroy the original meaning of the sentence. In order not to destroy the original meaning of the sentence, Gillick [24], Karpukhin [25] proposed to extract sentences with similar meanings from different corpora, and use two encoders to encode the extracted sentences. Logeswaran [26] proposed to use two consecutive sentences as a positive pair. Zhang [27] proposed to use the Sentence Embedding and Word Embedding of a sentence as a positive example pair. Robinson [28] proposed that samples that are very close to the sample point but are of a different type from the sample point are regarded as negative samples. Zhou [29] developed a joint pre-training framework for incremental pre-training language models. Patrick [30] used generative models to aggregate samples with similar semantics. Gao [31] fed a sample into the encoder twice, using different dropouts to construct positive and negative examples. Su [32] applied whitening operation to improve the isotropy of the learned representation and also to reduce the dimensionality of sentence embedding.

### III. FRAMEWORK

This section describes the various components of the WCL-BBCD model. WCL-BBCD consists of three parts: WCL

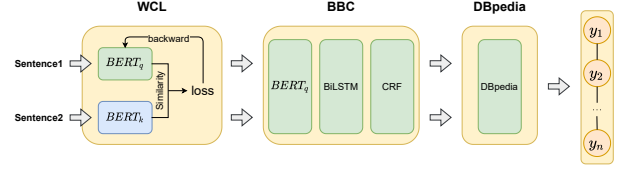


Fig. 1. The flow chart of WCL-BBCD.

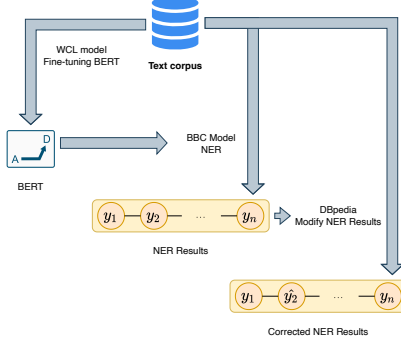


Fig. 2. Schematic diagram of WCL-BBCD components.

model, BBC (**B**ERT-**B**iLSTM-**C**RF) model, and DBpedia, the flow chart of model is shown in Fig. 1. WCL inputs two sentences with similar semantics into the two BERT to obtain the word embedding corresponding to each word in the two sentences and uses the contrastive loss function to measure the similarity in the vector representation space, and in the training process to fine-tune the BERT parameters. After training, use the fine-tuned BERT combined with the BiLSTM-CRF to perform named entity recognition tasks, and then incorporate the public knowledge graph DBpedia to further improve the recognition results. The schematic diagram of the model components is shown in Fig. 2.

#### A. WCL Model

WCL is proposed to fine-tune BERT in downstream named entity recognition tasks. The core framework of WCL is shown in Fig. 4. The input of WCL is two sentences  $s_i$  and  $s_i^+$  with similar semantics. The sentence  $s_i$  is translated into sentence  $a_i$  in any language, and then the sentence  $a_i$  is translated into a positive example sentence  $s_i^+$  in the same language as  $s_i$ . Construct a set of positive and negative example sentence pairs from the processed sentences. The positive example sentence pair set  $S^+$  is composed of  $s_i$  and  $s_i^+$ , and the negative example sentence pair set  $S^-$  is composed of  $s_i$  and the sentences translated from the rest of the sentences in the corpus:

$$\begin{cases} S^+ = \{(s_i, s_i^+)\}_{i=1}^m \\ S^- = \{(s_i, s_j^+)\}_{i=1, j=1, i \neq j}^m \end{cases} \quad (2)$$

We use two BERT encoders  $BERT_q$  and  $BERT_k$  to encode  $s_i$  and  $s_i^+$  to obtain  $q_i$  and  $k_i^+$  respectively. To better train word embeddings, we add a multi-layer perceptron (MLP) which is composed of the first fully connected layer ( $Dense_1$ ), the Relu activation function, and the second fully connected layer ( $Dense_2$ ) to WCL.  $Dense_1$  is transformed into an output

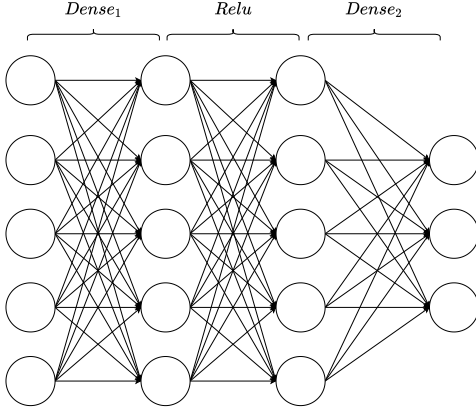


Fig. 3. Architecture of MLP.

vector of the same dimension through a layer of linear change, and the Relu activation function can maintain the convergence rate of the model in a stable state.  $Dense_2$  converts the output vector of the Relu activation into an output vector of the same dimension as the number of predicted entity types. The schematic diagram of the MLP structure is shown in Fig. 3. Taking  $q_i$  and  $k_i^+$  as the input of MLP, and obtaining the output  $Eq_i$  and  $Ek_i^+$  of MLP, the process can be expressed as:

$$\begin{cases} Eq_i = W_2 \text{relu}(W_1 q_i + b_1) + b_2 \\ Ek_i^+ = W_2 \text{relu}(W_1 k_i^+ + b_1) + b_2 \end{cases} \quad (3)$$

Where  $W_1$  and  $b_1$  are the weight matrix and bias vector of  $Dense_1$  respectively,  $W_2$  and  $b_2$  are the weight matrix and bias vector of  $Dense_2$  respectively.

In the training process, a queue is used to store the mini-batch data ( $Ek_i^+$ ) after MLP. The vector in the initial queue conforms to the standard normal distribution. Calculating  $Eq_i$  and the queue matrix's similarity through the similar function  $\text{sim}(\cdot)$ , the word embeddings in the queue are all negative example word embeddings of  $Eq_i$ . After calculating the similarity, the current mini-batch data will enqueue and the earliest mini-batch data will dequeue to ensure that the word embedding in the queue are all negative example word embeddings of  $Eq_i$ . The advantage of using queues is that the queue size and batch size can be decoupled, that is, the queue size is no longer limited by the batch size constraint, which solves the problem of requiring a large number of negative mini-batch data in SimCLR [13].

In this paper, InfoNCE [21] is used as the contrastive loss function to measure the similarity of the examples in the vector representation space. The detailed definition is:

$$l = -\log \frac{\exp(\text{sim}(Eq_i, Ek_i^+)/\tau)}{\sum_{j=1}^N \exp(\text{sim}(Eq_i, Ek_j^+)/\tau)} \quad (4)$$

Where  $\tau$  is a hyperparameter, and its function is to adjust the similarity to the input level of InfoNCE. The smaller the value of the loss function, the higher the similarity of the positive example pair and the lower the similarity of the negative example pair. Note:

$$\begin{cases} r_i^+ = \text{sim}(Eq_i, Ek_i^+) \\ r_j^- = \text{sim}(Eq_i, Ek_j^+), i \neq j \end{cases} \quad (5)$$

---

#### Algorithm 1 The training process of WCL.

---

**Input:** Sentence pair

**Output:** Fine-tuned BERT

```

1:  $BERT_q.params = BERT_k.params$ 
2: while  $i < epoch$  do
3:   for batch in dataloader do
4:      $Eq_i = \text{mlp}(BERT_q(s_i))$ 
5:      $Eq_i = \text{normalize}(Eq_i)$ 
6:     with nograd do
7:        $Ek_i^+ = \text{mlp}(BERT_k(s_i^+))$ 
8:        $Ek_i^+ = \text{normalize}(Ek_i^+)$ 
9:
10:     $pos = \text{sim}(Eq_i, Ek_i^+)$ 
11:     $neg = \text{sim}(Eq_i, queue)$ 
12:     $\text{dequeue}(queue)$ 
13:     $\text{enqueue}(queue, Ek_i^+)$ 
14:     $M_{sim} = \text{concat}([pos, neg], dim = -1)$ 
15:
16:     $loss = \text{InfoNCE}(M_{sim}, [0] * batch\_size)$ 
17:     $loss.backward$ 
18:  end for
19: end while

```

---

In actual using, the similarity matrix  $M_{sim}$  is used to record the calculation results of the similarity function. Where  $r_i^+$  and  $r_j^-$  are aggregated into a similarity matrix  $M_{sim}$  according to row aggregation. The expression of  $M_{sim}$  is:

$$M_{sim} = \begin{bmatrix} r_1^+ \\ r_2^- \\ \vdots \\ r_n^- \end{bmatrix} \quad (6)$$

According to  $M_{sim}$ , the above InfoNCE contrastive loss function can be rewritten as:

$$l = -\log \frac{\exp(r_i^+/\tau)}{\text{sum}(\exp(M_{sim}/\tau))} \quad (7)$$

$\text{sum}(\cdot)$  represents the addition of matrix elements in rows. The training process of the WCL model is shown in Algorithm 1.

#### B. BBC Model

This section introduces the network layer organization structure of BBC, the architecture of model is shown in Fig. 5 and contains the following three core components:

- **Fine-tuned BERT layer:** Processing the words in the original text into word embeddings.
- **BiLSTM Layer:** Text data is data with front and back dependencies, and the long short-term memory network LSTM [33] is a variant of RNN, which is also suitable for modeling sequence data. LSTM solves the problem of gradient disappearance and gradient explosion during long sequence training of RNN. In named entity recognition, it is necessary to fully integrate the past and future information, so in this paper, BiLSTM (Bi-directional Long Short-Term Memory) is used as a feature extractor to capture the past and future information.

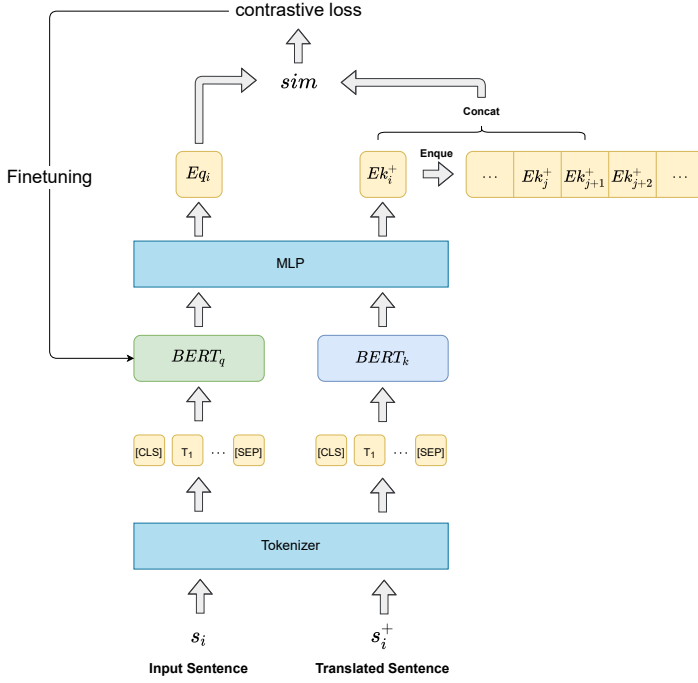


Fig. 4. Architecture of WCL Model.

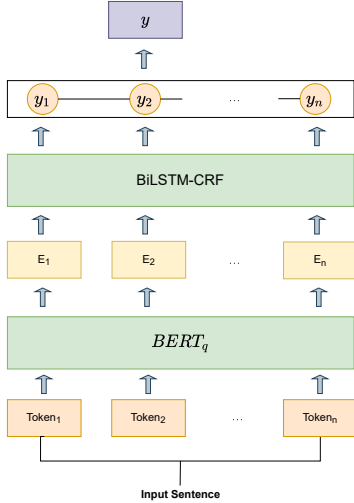


Fig. 5. Architecture of BBC Model.

- **CRF Layer:** For the output of the BiLSTM layer, there may be some meaningless characters in the output result, and BiLSTM cannot consider the dependency between tags, so we use CRF (Conditional Random Field) [34] to reasonably combine context information to further the recognition result correction. CRF is a typical discriminant model. It uses a negative log-likelihood function to train the transition probability between named entity tags so that the recognized entity meets the labeling rules.

The training process of BBC is shown in Algorithm 2.

---

**Algorithm 2** The training process of BBC.
 

---

**Input:** Corpus

**Output:** Fine-tuned BBC

```

1: while  $i < epoch$  do
2:   for batch in dataloader do
3:     (batch_size, max_seq_length, hidden_size)
4:     sequence_output =  $BERT_q(batch\_sentence)$ 
5:     (batch_size, max_seq_length, hidden_size)
6:     lstm_out =  $BiLSTM(sequence\_output)$ 
7:     (batch_size, max_seq_length, num_labels)
8:     predict =  $Dense(lstm\_output)$ 
9:
10:    crf_l =  $neglog(log\_softmax(predict), label\_ids)$ 
11:
12:    crf_l.backward
13:  end for
14: end while
  
```

---

### C. Knowledge Graph

As a large-scale semantic relationship network, knowledge graph extracts, constructs, and stores knowledge from a large amount of data and serves all walks of life. Knowledge graph describes the real world in the form of symbolic structure. The knowledge graph is a graph-based data structure, which is composed of graph nodes and edges to form a network knowledge structure. The graph nodes are entities, and the edges with annotations are entity relationships. At present, there are two mainstream data models for knowledge graphs, namely RDF graphs and attribute graphs. The RDF graph is defined as a set of triples, which is a general representation of the knowledge graph [35], and its expression is  $(h, r, t)$ , where  $h$  represents the head entity, and  $r$  represents the relationship between entities,  $t$  represents the tail entity, for example,  $(Yimou\ Zhang, rdf : type, director)$  indicates that *YimouZhang* is a director.

This paper chooses DBpedia [36] as the correction module output by BBC. Its data source comes from Wikipedia entries. Currently, DBpedia contains about 768 types of entities and about 3000 different attributes.

Since the CRF layer can only consider the dependency between tags, but still cannot solve the problem of some entity recognition errors, we add DBpedia to identify the problem of entity category recognition errors caused by word abbreviations. This paper mainly includes two modules in the process of correcting the output results: the phrase retrieval module and the entity modification module.

1) *Phrase Retrieval Module:* The phrase retrieval module is used to obtain the set of potential entities of the input items in BBC and filter out the potential entities existing in DBpedia; the set of potential entities includes each word and a phrase composed of multiple words. The input of the phrase retrieval module is a sentence corpus, and the output is a set of potential entities  $PE$  in the sentence corpus. The specific steps of retrieval are:

- Find the permutation and combination of all words in the sentence into phrase groups, for example, the sentence “The European Commission” can get the set  $Pe = \{The,$

*European, Commission, The European, European Commission, The European Commission*}.  
 • Enter each potential entity in the set  $Pe$  into DBpedia for retrieval. If the potential entity and the entity type corresponding to the potential entity can be retrieved in the public knowledge graph, add the potential entity and entity type to the potential entity set  $PE$ , for example,  $PE = \{The\ European\ Commission : Organization, \dots\}$ .

2) *Entity Modification Module*: The entity modification module is mainly used to receive the potential entity set  $PE$  output by the phrase retrieval module, and the entity type label output by BBC, and then combine the entity type label output by BBC with each potential entity in BBC input item in the potential entity set  $PE$  corresponding entity types are compared. If they are consistent, there is no need to modify them. If they are inconsistent, BBC output results are modified. The potential entity set  $PE$  contains abbreviated words and their corresponding entity types, so combined with DBpedia can effectively alleviate the problem of entity category recognition errors caused by word abbreviations.

#### IV. EXPERIMENTS

##### A. Experimental Setup

This paper conducts experiments on CoNLL-2003 English dataset and OntoNotes V5 English dataset. For the two datasets, the BIO tagging method is used in, and the evaluation indicators in the experimental results are calculated by the “conlleval” script. There are four types of entities in the English dataset of CoNLL-2003: Person, Location, Organization and Miscellaneous (MISC). The corpus in the OntoNotes V5 English dataset comes from 5 parts [15]: news line (300k), broadcast news (200k), broadcast dialogue (200k), P2.5 data (145k) and network data (200k). There are 18 entity types. This paper uses the official test set for testing. Table I shows the composition of CoNLL-2003 English dataset and OntoNotes V5 English dataset.

In the evaluation of results, we use Precision, Recall, and Micro F1-score as the evaluation criteria for experimental data.

The hardware environment of the experiment in this paper is a single-machine single-card (GPU), including an Intel(R) Xeon(R) CPU @ 2.20GHz CPU with a memory size of 25GB and an NVIDIA Tesla P100 with a memory size of 16GB.

##### B. Evaluation Metrics

At present, there are two commonly used evaluation methods for named entity recognition. There are exact matching evaluations and loose matching evaluations.

The tagging method in the named entity recognition determines the entity boundary and entity type at the same time. In the exact matching evaluation, only when the entity boundary and entity type are accurately marked at the same time, the current entity recognition result is correct. Based on the TP, FP, and FN of the data, Precision, Recall and F1-score of the named entity recognition task can be calculated from the above data. In the task of named entity recognition, TP is

TABLE I  
DATA STATISTICS OF CoNLL-2003 ENGLISH DATASET AND ONTONOTES V5 ENGLISH DATASET

Dataset	Types	Train	Dev	Test
CoNLL-2003	Tokens	203,621	51,362	46,435
	Entities	23,499	5,942	5,648
OntoNotes V5	Tokens	1,088,503	147,724	152,728
	Entities	81,828	11,066	11,257

defined as being able to correctly identify entity boundaries and entity types. FP is defined as being able to correctly identify the entity but the entity boundary or entity type is judged incorrectly. FN is defined as an entity that should be recognized but not recognized.

According to the definition of Precision: for a given dataset, precision is the ratio of the number of correctly classified samples to the total number of samples. The calculation method of precision in named entity recognition tasks can be obtained:

$$Precision = \frac{TP}{TP + FP} \quad (8)$$

According to the definition of Recall: Recall is used to describe the ratio of the positive cases judged to be true in the classifier to the total proportion. The calculation method of recall in the named entity recognition task can be obtained:

$$Recall = \frac{TP}{TP + FN} \quad (9)$$

According to the definition of F1-score: F1-score is the harmonic average index of precision and recall, and is a comprehensive index that balances the influence of precision and recall. From this, the calculation method of F1-score can be obtained:

$$F1 = 2 \times \frac{Precision \times Recall}{Precision + Recall} \quad (10)$$

For the F1-score, there are also two calculation methods, namely macro-averaged F1-score, and micro-averaged F1-score. Macro-average F1-score is to calculate F1-score for each entity category separately, and then find the overall average. Micro-average F1-score is to find F1-score for the overall data.

MUC-6 [37] defines a loose match evaluation standard: as long as the boundary of the entity coincides with the actual location of the entity and the entity type is correct, the entity identification is deemed correct. The recognition of the entity boundary does not need to consider whether the entity type recognition is correct. However, compared with exact matching evaluation, loose matching evaluation has fewer applications.

##### C. Baselines

In this paper, we use BiLSTM as the basic model. Based on this model, we expand and conduct experiments. For example, add some word embedding components for BiLSTM, and the specific comparison model settings are as follows:

- 1) BiLSTM: A model built using only BiLSTM.
- 2) BiLSTM-CRF: A model built using BiLSTM and CRF.
- 3) CNN-BiLSTM: A model built using CNN and BiLSTM, CNN is used for character-level encoding.
- 4) CNN-BiLSTM-CRF: A model built using CNN, BiLSTM and CRF. The above-mentioned comparison models 1) - 3) and the word embedding of this model use Pytorch Embedding model.
- 5) Glove-BiLSTM: A model built using Glove and BiLSTM.
- 6) Glove-BiLSTM-CRF: A model built using Glove, BiLSTM and CRF.
- 7) Glove-CNN-BiLSTM: A model built using Glove, CNN, and BiLSTM.
- 8) Glove-CNN-BiLSTM-CRF: A model built using Glove, CNN, BiLSTM and CRF. The above comparison models 5) - 7) and the word embedding of this model use the pre-trained word embedding vector of the Glove algorithm.
- 9) BERT-BiLSTM-CRF: A model built using BERT, BiLSTM and CRF. The word embedding of this model is obtained through training using BERT.
- 10) WCL-BBC: The named entity recognition model based on contrastive learning proposed in this paper lacks Dbpedia.
- 11) WCL-BBCD: The complete named entity recognition model proposed in this paper.

#### D. Experimental Results

The experiments are carried out in the experimental environment proposed above. The experimental results on the CoNLL-2003 and OntoNotes V5 test sets are shown in Table II and Table III.

Glove in the experiment refers to the use of pre-trained word embedding, the dimension of the word embedding is 100. The pre-training model used by BERT is bert-base-cased, and the case of words needs to be distinguished in the task of named entity recognition. As shown in Table II and Table III, WCL-BBCD proposed in this paper has achieved the best results on the CoNLL-2003 and OntoNotes V5 test sets. Compared with BBC on the CoNLL-2003 dataset, the F1-score has improved 1.59%, an increase of 0.80% on the OntoNotes V5 dataset.

In order to verify the effectiveness of the contrastive learning model in named entity recognition, we also conduct ablation experiments, that is, only WCL is added to BBC (WCL-BBC). Since the WCL model needs a Transformer-based embedding encoder during the training process, and the BiLSTM basic model is not based on Transformer, it is only compared with BBC. The ablation experiment proved the effectiveness of contrastive learning in the task of named entity recognition. The analysis is as follows:

- 1) Word embedding plays a vital role in named entity recognition. Compared to using an initial randomly generated word embedding, models that incorporate word embedding components such as Glove and BERT have a greater improvement in prediction.
- 2) WCL combines a large number of positive sentence pairs and negative sentence pairs during training, and cleverly uses the queue to decouple it from the batch size, that

TABLE II  
EXPERIMENTAL RESULTS ON CoNLL-2003 DATASET

Model	CoNLL-2003		
	P	R	F1
BiLSTM	81.90	73.02	77.20
BiLSTM-CRF	84.78	73.07	78.49
CNN-BiLSTM	75.72	80.83	78.20
CNN-BiLSTM-CRF	80.49	81.47	80.98
Glove-BiLSTM	88.19	88.30	88.24
Glove-BiLSTM-CRF	89.71	87.68	88.68
Glove-CNN-BiLSTM	89.03	90.44	89.73
Glove-CNN-BiLSTM-CRF	90.56	90.86	90.71
BBC	91.24	91.52	91.38
WCL-BBC	91.47	92.07	91.77
<b>WCL-BBCD</b>	<b>91.88</b>	<b>93.81</b>	<b>92.83</b>

TABLE III  
EXPERIMENTAL RESULTS ON ONTONOTES V5 DATASET

Model	OntoNotes V5		
	P	R	F1
BiLSTM	80.30	76.79	78.51
BiLSTM-CRF	83.63	79.44	81.48
CNN-BiLSTM	75.25	80.58	77.82
CNN-BiLSTM-CRF	82.50	80.88	81.68
Glove-BiLSTM	81.28	83.53	82.39
Glove-BiLSTM-CRF	86.20	85.28	85.74
Glove-CNN-BiLSTM	81.88	85.20	83.51
Glove-CNN-BiLSTM-CRF	85.36	85.59	85.48
BBC	88.16	88.82	88.49
WCL-BBC	88.68	89.38	89.03
<b>WCL-BBCD</b>	<b>88.78</b>	<b>89.62</b>	<b>89.20</b>

is, the queue size is no longer limited by the batch size constraint. It solves the problem of a large number of negative mini-batch data in contrastive learning.

- 3) WCL calculates the similarity matrix by training a large number of positive example pairs and negative example pairs and combining similarity functions. Words with similar definitions will become more similar after training, and the relevance of words with low correlation will decrease after training, that is, the embedding encoder trained by WCL gets the Token Embedding of a word, it will become more in line with its interpretation in the sentence. Compared with BBC, the F1-score has improved 0.43% on the CoNLL-2003 dataset, an increase of 0.61% on the OntoNotes V5 dataset.
- 4) Fig. 6 and Fig. 7 show the results of the ablation experiments before and after the addition of Dbpedia, the metric shown is the F1-score, it can be seen that after the addition of Dbpedia, there is a certain improvement in each model. WCL-BBCD is more effective than WCL-BBC (WCL-BERT-BiLSTM-CRF) on the CoNLL-2003



TABLE IV  
EXPERIMENTAL DATA TABLE ON THE CoNLL-2003 DATASET AND ONTONOTES V5 DATASET AFTER ADDING DBPEDIA

Model	CoNLL-2003						OntoNotes V5					
	Without DBpedia			With DBpedia			Without DBpedia			With DBpedia		
	P	R	F1	P	R	F1	P	R	F1	P	R	F1
BiLSTM	81.90	73.02	77.20	83.39	74.76	78.84	80.30	76.79	78.51	81.63	77.56	79.55
BiLSTM-CRF	84.78	73.07	78.49	85.57	74.60	79.71	83.63	79.44	81.48	83.90	80.10	81.96
CNN-BiLSTM	75.72	80.83	78.20	76.86	81.89	79.29	75.25	80.58	77.82	76.33	80.65	78.43
CNN-BiLSTM-CRF	80.49	81.47	80.98	81.14	82.53	81.83	82.50	80.88	81.68	82.73	81.51	82.11
Glove-BiLSTM	88.19	88.30	88.24	89.34	89.52	89.43	81.28	83.53	82.39	83.17	84.44	83.80
Glove-BiLSTM-CRF	89.71	87.68	88.68	90.42	88.88	89.64	86.20	85.28	85.74	86.53	85.88	86.20
Glove-CNN-BiLSTM	89.03	90.44	89.73	89.92	91.35	90.63	81.88	85.20	83.51	83.70	85.97	84.82
Glove-CNN-BiLSTM-CRF	90.56	90.86	90.71	91.14	91.74	91.44	85.36	85.59	85.48	85.62	86.26	85.94
BBC	91.24	91.52	91.38	<b>91.90</b>	92.36	92.13	88.16	88.82	88.49	88.53	89.28	88.90
<b>WCL-BBC</b>	91.47	92.07	91.77	91.88	<b>93.81</b>	<b>92.83</b>	88.68	89.38	89.03	<b>88.78</b>	<b>89.62</b>	<b>89.20</b>

dataset (the former is increased by 1.16%, and the latter is increased by 0.19%). The reason is that the entity types in the CoNLL-2003 dataset are coarse-grained divisions, while the entity types in the OntoNotes V5 dataset are fine-grained divisions. The entity types in the CoNLL-2003 dataset except MISC can be retrieved in DBpedia, while the entity types in the OntoNotes V5 dataset, such as Date, Time, Money, and other entity types, cannot be retrieved in DBpedia.

To verify the effectiveness of adding prior knowledge to the named entity recognition task, we only combine DBpedia as a fine-grained comparative test based on the BiLSTM-CRF. Table IV shows the experimental results on CoNLL-2003 and OntoNotes V5 respectively.

In Table IV, it can be seen that DBpedia has an improvement effect on each model, with an average improvement effect of 1.23%. On the OntoNotes V5 dataset, the improvement effect is 0.82% on average. It can prove the effectiveness of the prior knowledge of the knowledge graph in the task of named entity recognition, and the task of named entity recognition can also expand the entity of the knowledge graph. There is a positive interaction between the named entity recognition task and the expanded entity of the knowledge graph.

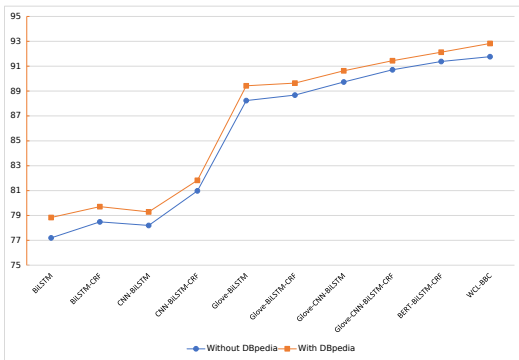


Fig. 6. F1-score of ablation experiment on the CoNLL-2003 dataset.

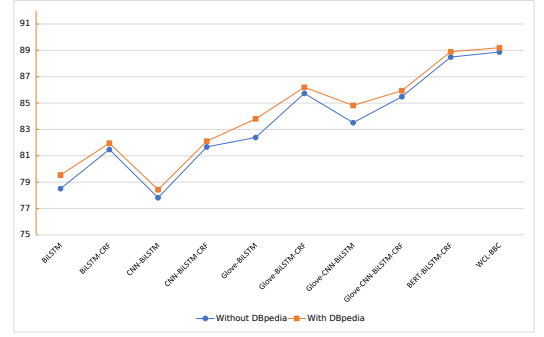


Fig. 7. F1-score of ablation experiment on the OntoNotes V5 dataset.

Combining the above experiments, the performance of WCL-BBCD proposed in this paper is better than other models cited in this paper.

## V. CONCLUSION

This paper proposes and verifies the effectiveness of WCL-BBCD in the field of named entity recognition, and applies contrastive learning to the field of named entity recognition for the first time. The model improves the embedding encoder to better obtain the word embedding representation in the word embedding stage. In addition, this paper proposes to integrate knowledge graph into the task of named entity recognition, to correct the words that identify the wrong entity type, and at the same time to extend the recognized entity to the knowledge graph, which plays a complementary role. The overall model mainly consists of three parts:

- 1) **WCL** combines a large number of positive sentence pairs and negative sentence pairs during training to obtain better word embedding representations of words with the same meaning in different sentences.
- 2) **BBC** is the current mainstream named entity recognition model. BERT is a landmark model of natural language processing, which refreshed the record of multiple natural language processing tasks when it was proposed.



BiLSTM can capture the past and future information of sentences separately and is often used in sequence tagging tasks, while CRF can fully consider the dependency relationship between tags. The combination of the three can be well applied to named entity recognition tasks.

- 3) **DBpedia** mainly combines the prior knowledge of the knowledge graph to modify the recognition results. The named entity recognition task can also expand the identified entities to the knowledge graph.

After experimental verification and comparison, the model proposed in this paper has shown better performance in the CoNLL-2003 dataset and OntoNotes V5 dataset and achieved the best results in the three evaluation indicators used in the experiment. In future work, we will further explore the application of contrastive learning in the field of named entity recognition. In addition, the research on word embedding can be one step closer. Combining prior knowledge such as knowledge graphs with word embedding representation is one of our future research and solutions.

## REFERENCES

- [1] R. Zhou, C. Liu, J. Wan, Q. Fan, Y. Ren, J. Zhang, and N. Xiong, "A hybrid neural network architecture to predict online advertising click-through rate behaviors in social networks," *IEEE Transactions on Network Science and Engineering*, vol. 8, no. 4, pp. 3061–3072, 2021.
- [2] R. He, N. Xiong, L. T. Yang, and J. H. Park, "Using multi-modal semantic association rules to fuse keywords and visual features automatically for web image retrieval," *Information Fusion*, vol. 12, no. 3, pp. 223–230, 2011.
- [3] S. J. Conlon, A. S. Abrahams, and L. L. Simmons, "Terrorism information extraction from online reports," *Journal of Computer Information Systems*, vol. 55, no. 3, pp. 20–28, 2015.
- [4] M. Atkinson, J. Piskorski, H. Tanev, E. van der Goot, R. Yangarber, and V. Zavarella, "Automated event extraction in the domain of border security," in *International Conference on User Centric Media*. Springer, 2009, pp. 321–326.
- [5] J. A. Vanegas, S. Matos, F. González, and J. L. Oliveira, "An overview of biomolecular event extraction from scientific documents," *Computational and mathematical methods in medicine*, vol. 2015, 2015.
- [6] J. Giorgi, X. Wang, N. Sahar, W. Y. Shin, G. D. Bader, and B. Wang, "End-to-end named entity recognition and relation extraction using pre-trained language models," *arXiv preprint arXiv:1912.13415*, 2019.
- [7] J. Devlin, M.-W. Chang, K. Lee, and K. Toutanova, "Bert: Pre-training of deep bidirectional transformers for language understanding," in *Proceedings of the 2019 Conference of the North American Chapter of the Association for Computational Linguistics: Human Language Technologies, Volume 1 (Long and Short Papers)*, 2019, pp. 4171–4186.
- [8] Y. Liu, M. Ott, N. Goyal, J. Du, M. Joshi, D. Chen, O. Levy, M. Lewis, L. Zettlemoyer, and V. Stoyanov, "Roberta: A robustly optimized bert pretraining approach," 2019.
- [9] Z. Lan, M. Chen, S. Goodman, K. Gimpel, P. Sharma, and R. Soricut, "Albert: A lite bert for self-supervised learning of language representations," in *International Conference on Learning Representations*, 2019.
- [10] Z. Yang, Z. Dai, Y. Yang, J. Carbonell, R. R. Salakhutdinov, and Q. V. Le, "Xlnet: Generalized autoregressive pretraining for language understanding," *Advances in Neural Information Processing Systems*, vol. 32, pp. 5753–5763, 2019.
- [11] A. Vaswani, N. Shazeer, N. Parmar, J. Uszkoreit, L. Jones, A. N. Gomez, Ł. Kaiser, and I. Polosukhin, "Attention is all you need," in *Proceedings of the 31st International Conference on Neural Information Processing Systems*, 2017, pp. 6000–6010.
- [12] K. He, H. Fan, Y. Wu, S. Xie, and R. Girshick, "Momentum contrast for unsupervised visual representation learning," in *2020 IEEE/CVF Conference on Computer Vision and Pattern Recognition (CVPR)*. IEEE Computer Society, 2020, pp. 9726–9735.
- [13] T. Chen, S. Kornblith, M. Norouzi, and G. Hinton, "A simple framework for contrastive learning of visual representations," in *International Conference on Machine Learning*. PMLR, 2020, pp. 1597–1607.
- [14] E. T. K. Sang and F. De Meulder, "Introduction to the conll-2003 shared task: Language-independent named entity recognition," in *Proceedings of the Seventh Conference on Natural Language Learning at HLT-NAACL 2003*, 2003, pp. 142–147.
- [15] S. Pradhan, A. Moschitti, N. Xue, H. T. Ng, A. Björkelund, O. Uryupina, Y. Zhang, and Z. Zhong, "Towards robust linguistic analysis using ontonotes," in *Proceedings of the Seventeenth Conference on Computational Natural Language Learning*, 2013, pp. 143–152.
- [16] J. Pennington, R. Socher, and C. D. Manning, "Glove: Global vectors for word representation," in *Proceedings of the 2014 conference on empirical methods in natural language processing (EMNLP)*, 2014, pp. 1532–1543.
- [17] T. Mikolov, I. Sutskever, K. Chen, G. S. Corrado, and J. Dean, "Distributed representations of words and phrases and their compositionality," in *Advances in neural information processing systems*, 2013, pp. 3111–3119.
- [18] P. Bojanowski, E. Grave, A. Joulin, and T. Mikolov, "Enriching word vectors with subword information," *Transactions of the Association for Computational Linguistics*, vol. 5, pp. 135–146, 2017.
- [19] M. Joshi, D. Chen, Y. Liu, D. S. Weld, L. Zettlemoyer, and O. Levy, "Spanbert: Improving pre-training by representing and predicting spans," *Transactions of the Association for Computational Linguistics*, vol. 8, pp. 64–77, 2020.
- [20] J. Zhang, Y. Zhao, M. Saleh, and P. Liu, "Pegasus: Pre-training with extracted gap-sentences for abstractive summarization," in *International Conference on Machine Learning*. PMLR, 2020, pp. 11 328–11 339.
- [21] A. v. d. Oord, Y. Li, and O. Vinyals, "Representation learning with contrastive predictive coding," *arXiv preprint arXiv:1807.03748*, 2018.
- [22] Z. Wu, S. Wang, J. Gu, M. Khabsa, F. Sun, and H. Ma, "Clear: Contrastive learning for sentence representation," *arXiv preprint arXiv:2012.15466*, 2020.
- [23] Y. Meng, C. Xiong, P. Bajaj, S. Tiwary, P. Bennett, J. Han, and X. Song, "Coco-lm: Correcting and contrasting text sequences for language model pretraining," *arXiv preprint arXiv:2102.08473*, 2021.
- [24] D. Gillick, S. Kulkarni, L. Lansing, A. Presta, J. Baldrige, E. Ie, and D. Garcia-Olano, "Learning dense representations for entity retrieval," in *Proceedings of the 23rd Conference on Computational Natural Language Learning (CoNLL)*, 2019, pp. 528–537.
- [25] V. Karpukhin, B. Oguz, S. Min, P. Lewis, L. Wu, S. Edunov, D. Chen, and W.-t. Yih, "Dense passage retrieval for open-domain question answering," in *Proceedings of the 2020 Conference on Empirical Methods in Natural Language Processing (EMNLP)*, 2020, pp. 6769–6781.
- [26] L. Logeswaran and H. Lee, "An efficient framework for learning sentence representations," in *International Conference on Learning Representations*, 2018.
- [27] Y. Zhang, R. He, Z. Liu, K. H. Lim, and L. Bing, "An unsupervised sentence embedding method by mutual information maximization," in *Proceedings of the 2020 Conference on Empirical Methods in Natural Language Processing (EMNLP)*, 2020, pp. 1601–1610.
- [28] J. D. Robinson, C.-Y. Chuang, S. Sra, and S. Jegelka, "Contrastive learning with hard negative samples," in *International Conference on Learning Representations*, 2020.
- [29] W. Zhou, D.-H. Lee, R. K. Selvam, S. Lee, and X. Ren, "Pre-training text-to-text transformers for concept-centric common sense," in *International Conference on Learning Representations*, 2020.
- [30] M. Patrick, P.-Y. Huang, Y. Asano, F. Metze, A. G. Hauptmann, J. F. Henriques, and A. Vedaldi, "Support-set bottlenecks for video-text representation learning," in *International Conference on Learning Representations*, 2020.
- [31] T. Gao, X. Yao, and D. Chen, "Simcse: Simple contrastive learning of sentence embeddings," *arXiv preprint arXiv:2104.08821*, 2021.
- [32] J. Su, J. Cao, W. Liu, and Y. Ou, "Whitening sentence representations for better semantics and faster retrieval," *arXiv preprint arXiv:2103.15316*, 2021.
- [33] S. Hochreiter and J. Schmidhuber, "Long short-term memory," *Neural computation*, vol. 9, no. 8, pp. 1735–1780, 1997.
- [34] J. Lafferty, A. McCallum, and F. C. Pereira, "Conditional random fields: Probabilistic models for segmenting and labeling sequence data," 2001.
- [35] Q. Wang, Z. Mao, B. Wang, and L. Guo, "Knowledge graph embedding: A survey of approaches and applications," *IEEE Transactions on Knowledge and Data Engineering*, vol. 29, no. 12, pp. 2724–2743, 2017.
- [36] S. Auer, C. Bizer, G. Kobilarov, J. Lehmann, R. Cyganiak, and Z. Ives, "Dbpedia: A nucleus for a web of open data," in *The semantic web*. Springer, 2007, pp. 722–735.
- [37] N. Chinchor, "Muc-6 named entity task definition (version 2.1)," in *6th Message Understanding Conference, Columbia, Maryland*, 1995.