

---

# ON DATA AUGMENTATION IN POINT PROCESS MODELS BASED ON THINNING PROCEDURES

---

**Renaud Alie, David A. Stephens**

Department of Mathematics and Statistics  
McGill University  
Montreal

**Alexandra M. Schmidt**

Department of Epidemiology, Biostatistics and Occupational Health  
McGill University  
Montreal

## ABSTRACT

Many models for point process data are defined through a thinning procedure where locations of a base process (often Poisson) are either kept (observed) or discarded (thinned). In this paper, we go back to the fundamentals of the distribution theory for point processes and provide a colouring theorem that characterizes the joint density of thinned and observed locations in any of such models. In practice, the marginal model of observed points is often intractable, but thinned locations can be instantiated from their conditional distribution and typical data augmentation schemes can be employed to circumvent this problem. Such approaches have been employed in recent publications, but conceptual flaws have been introduced in this literature. We concentrate on an example: the so-called sigmoidal Gaussian Cox process. We apply our general theory to resolve what are contradicting viewpoints in the data augmentation step of the inference procedures therein. Finally, we provide a multitype extension to this process and conduct Bayesian inference on data consisting of positions of 2 different species of trees in Lansing Woods, Illinois.

**Keywords** Multitype point process · Thinning procedure · Colouring theorem · Conditional density · Cox process

## 1 Introduction

Spatial point processes are random processes describing the behaviour of point configurations in space. Several real life phenomena have motivated the development of point process theory such as the position of stars in a galaxy [Babu and Feigelson, 1996], the geographical position of trees [Wolpert and Ickstadt, 1998] and the space-time locations of earthquakes [Ogata, 1998].

The simplest model for point configurations is the Poisson point process (PPP) which is usually defined from properties of its count function [Kingman, 1992, Møller and Waagepetersen, 2003]. PPPs come in finite and non-finite variety, but only the finite case admits a constructive definition and a density. Cox models [Cox, 1955] are hierarchical Poisson models with a stochastic intensity function; even in the finite case, their density is usually not available in closed form. On the other hand, the class of finite Markov point processes is described by properties of their density function [Møller and Waagepetersen, 2003, van Lieshout, 2019], which is traditionally taken with respect to the distribution of a PPP with unit intensity.

Other models are defined through a generative thinning procedure where only a subset of a base point process is observed. Well known examples include the three types of Matern processes [Matérn, 1960] where a deterministic thinning rule is applied to a base PPP. Matern thinning prevents two points from lying within a certain predetermined distance of one another. Another important example is the thinning procedure of Lewis and Shedler [1979] to generate non-homogeneous PPPs; this one is probabilistic in nature and operates independently across locations of the base process. It is usually the case that the marginal density of observed locations is not available in tractable form since one needs to integrate out the base point process along with the thinning procedure over every compatible configuration.

In this paper, we focus on a Bayesian formulation of statistical inference, but the main results we present also apply in general to other inference approaches where data augmentation is involved. Consider an observed point process  $Y$  which we postulate to be distributed according to a density  $f(Y|\theta)$  (wrt to some measure  $\mu$ ) indexed by a finite-dimensional

parameter  $\theta$ . We assign a prior density  $\pi(\theta)$  (wrt to Lebesgue measure) to the model parameters. This is a typical Bayesian specification where  $f(Y|\theta)\pi(\theta)$  is understood as the joint density of  $(Y, \theta)$  wrt to the product of  $\mu$  and Lebesgue measures. In this context, one can plug in the observed  $Y$  and interpret  $f(Y|\theta)\pi(\theta)$  as, up to a normalizing constant, the density wrt to  $\lambda$  of the regular probability distribution [Durrett, 2019, Section 4.1.3] of  $\theta$  given  $Y$ .

The situation is trickier when considering data augmentation in order to circumvent some intractability in the model  $f(Y|\theta)$  for example. In such a case, a joint density  $f(X, Y|\theta)$  is needed along with the prior; here  $Y$  represents the observed data while  $X$  is the unobserved quantity. This joint model needs to be valid in the sense that it is a density wrt to some product measure  $\nu \times \mu$  over the product of  $X$  and  $Y$  spaces. Only then can proportionality arguments be used to interpret  $f(X|Y, \theta) \propto f(X, Y|\theta)\pi(\theta)$  as the full conditional density (wrt to  $\nu$ ) of  $X$  given  $Y$  and  $\theta$ . For inference, Gibbs sampling allows to update the unknowns  $X$  and  $\theta$  in turn to obtain a posterior sample of the parameter  $\theta$ .

In Adams et al. [2009], the authors apply such a data augmentation scheme to conduct inference about the intensity function of an observed, non-homogeneous point process  $Y$ . The basic idea is that while the marginal PPP likelihood involves the integral of the intensity function, the complete data joint density  $f(X, Y|\theta)$  of thinned ( $X$ ) and observed ( $Y$ ) locations is itself tractable. Imaginary thinned locations  $X$  are instantiated at each step of the Markov chain Monte Carlo (MCMC) algorithm according to their full conditional distribution in a Metropolis-Hastings type algorithm using birth-death-move proposals.

A space-time extension of this model is proposed in Gonçalves and Gamerman [2018]. The authors derive an alternative way to perform the data augmentation step by simulating the thinned locations exactly from their full conditional. As noted in their paper, their approach is inconsistent with that of Adams et al. [2009]. In Rao et al. [2017], the authors use the same type of data augmentation but in the case of Matern type III thinning of a non-homogeneous PPP. At the first step of the hierarchy is the Sigmoidal Gaussian Cox process (SGCP) model of Adams et al. [2009] and the authors present yet another new procedure to instantiate the thinned point process from its exact full conditional. Even accounting for all the particularities associated with each of their particular models, the data augmentation step to be performed is the same in each of the three algorithms presented in Adams et al. [2009], Rao et al. [2017] and Gonçalves and Gamerman [2018]. However, it can be shown that they each simulate from a different distribution.

In this paper, we go back to the fundamentals of probability theory for point processes to resolve this contradiction. Considering everything else fixed, any statement about the conditional distribution of thinned locations  $X$  given observed  $Y$  should be obtainable from their joint density, provided they admit such. The main contribution of our work is a colouring theorem that characterizes the joint density of thinned and observed locations for any thinning procedure on any point process that admits a density. We then use this result to show that the MCMC based method of Adams et al. [2009] has the right limiting distribution while those of Rao et al. [2017] and Gonçalves and Gamerman [2018] do not sample from the intended full conditional.

The framework we present here is original and also very general. While the main part of this paper focuses on the contentious aspects concerning the SGCP, we also employ our approach in Appendix D to obtain alternate derivations for some important results from the literature about Matern type III process. We showcase therein how using the colouring theorem streamlines most of the measure theoretic details involved. Moreover, it provides a robust and unequivocal framework to state and verify any claim about joint, marginal and conditional distributions in models based on thinning procedures.

The colouring theorem, as the name suggests, is not limited to binary categories (thinned and observed). Indeed, it is can be employed to derive the joint density of any number of point processes based on categorical markings of a base process. This provides a powerful tool to construct multitype point processes with interesting dependence structure while retaining a tractable density. We use this result to provide a multitype extension of the SGCP along with the appropriate inference scheme that preserves the advantages of the original model. It does not involve the discretization or truncation approximations that are common to similar methods; the inference is exact up to Monte Carlo error. We use this model to conduct inference on real data consisting on the position two species of trees in a forest. The emphasis is put on intertype dependence modelling with Bayesian uncertainty quantification.

In the next section, we start by reviewing some basic notions of point process distribution theory. We describe and justify the type of dominating measure we shall use throughout as it will be necessary to discuss point processes in general spaces.

## 2 Densities for Finite Point Processes

### 2.1 Finite Poisson Process Density

The random locations of a point process take their values in some space  $\mathcal{S}$ . Usually,  $\mathcal{S}$  corresponds to a real life physical space: we have that  $\mathcal{S}$  is a bounded subset of  $\mathbb{R}^d$  with  $d = 1, 2$  or  $3$ . Whenever  $d > 1$ , the locations exhibit no natural ordering. In this sense, it is usual to describe a point process  $X$  as a random countable subset of  $\mathcal{S}$  [Møller and Waagepetersen, 2003].

In this work, we shall only deal with finite point processes (FPP): point processes that have a finite number of locations with probability one. Therefore, we can assume that  $X$  is a random finite subset of  $\mathcal{S}$  taking its values in  $\mathcal{N}_f(\mathcal{S}) = \{S \subset \mathcal{S} : N(S) < \infty\}$ , where we use  $N(S)$  to denote the cardinality of a set  $S$ .

We recap how to derive the density of a finite Poisson process. PPPs are parametrized by a positive intensity function  $\lambda : \mathcal{S} \rightarrow [0, \infty)$ . We use  $X \sim \text{PPP}(\mathcal{S}, \lambda(\cdot))$  as a shorthand notation. In the finite case, we can construct such an  $X$  as follows:

1. The total number of points  $N(X)$  is Poisson( $\int_{\mathcal{S}} \lambda(s) ds$ ) distributed.
2. Conditional on  $N(X)$ , the points are independently scattered over  $\mathcal{S}$  according to the probability density  $\lambda(\cdot) / \int_{\mathcal{S}} \lambda(s) ds$ .

Intrinsic to the process outlined above is the fact that  $\lambda$  needs to be integrable over  $\mathcal{S}$ ; this is the sufficient and necessary condition for a PPP to be finite.

Now, for measurable subset  $F$  of  $\mathcal{N}_f(\mathcal{S})$ , we can write the distribution of  $X$  as

$$P(X \in F) = \sum_{n \geq 0} \frac{\exp(\int_{\mathcal{S}} \lambda(s) ds)}{n!} \int_{\mathcal{S}^n} \mathbb{1}_F(\{x_1, x_2, \dots, x_n\}) \prod_{i=1}^n \lambda(x_i) dx_1 dx_2 \dots dx_n. \quad (1)$$

For completeness, the integral over  $\mathcal{S}^0$  should be understood as evaluating the inside function at the empty set  $\emptyset$ .

According to the monotone class theorem [Durrett, 2019, Section 5.2], we can extend the previous result from indicator functions to any positive  $h : \mathcal{N}_f(\mathcal{S}) \rightarrow [0, \infty)$ :

$$E[h(X)] = \sum_{n \geq 0} \frac{\exp(\int_{\mathcal{S}} \lambda(s) ds)}{n!} \int_{\mathcal{S}^n} h(\{x_1, x_2, \dots, x_n\}) \prod_{i=1}^n \lambda(x_i) dx_1 dx_2 \dots dx_n. \quad (2)$$

The unit rate PPP is defined by taking  $\lambda(\cdot)$  to be identically 1 everywhere on  $\mathcal{S}$ . If we define  $Y \sim \text{PPP}(\mathcal{S}, 1)$ , then  $Y$  is finite iff the space  $\mathcal{S}$  is bounded ( $|\mathcal{S}| < \infty$ ). In such a case, we can derive the density of  $X$  with respect to the distribution of  $Y$  as

$$f(\{x_1, x_2, \dots, x_n\}) = \exp\left(|\mathcal{S}| - \int_{\mathcal{S}} \lambda(s) ds\right) \prod_{i=1}^n \lambda(x_i)$$

by careful manipulations of equations (1) and (2).

Taking the density of a point process with respect to the  $\text{PPP}(\mathcal{S}, 1)$  distribution is by far the most widespread approach in the literature; we argue in the following that being restricted to bounded  $\mathcal{S}$  makes it unnecessarily hindering.

### 2.2 Counting-Scattering Measure

Taking the density of a FPP wrt to the unit rate PPP is analogous to taking the Radon-Nikodym derivative of an absolutely continuous distribution with respect to the uniform distribution: it only works if the support is bounded. In the unbounded  $\mathcal{S}$  case, one could decide to define the density wrt to another Poisson process, this one with intensity  $\rho(\cdot)$  chosen so that it is finite, i.e.  $\int_{\mathcal{S}} \rho(s) ds < \infty$ . This strategy is employed multiple times in Møller and Waagepetersen [2003] and is analogous to taking the derivative of a continuous distribution with respect to an arbitrary distribution.

Taking densities wrt to a PPP distribution is a persisting tradition, but is one that can rapidly become somewhat confusing as exemplified above. The density of a FPP need not necessarily be taken wrt to a probability distribution; for example, in the continuous case we understand the term *density* as the derivative wrt to Lebesgue measure which is only  $\sigma$ -finite. Upon inspecting equation (1), we can see that the distribution of any finite PPP (regardless of whether  $\mathcal{S}$  is

bounded or not) is absolutely continuous wrt to the  $\sigma$ -finite measure

$$\mu_f(F) = \sum_{n \geq 0} \int_{\mathcal{S}^n} \mathbb{1}_F(\{x_1, x_2, \dots, x_n\}) dx_1 dx_2 \dots dx_n. \quad (3)$$

Moreover, any FPP defined as in Daley and Vere-Jones [2003, Section 5.3] from a PMF  $p_n$  ( $\sum_{n \geq 0} p_n = 1$ ) on the total number of points and a family of symmetric densities  $\{\pi_n(\cdot), n \geq 1\}$ , each one over  $\mathcal{S}^n$ , has density

$$f(\{x_1, x_2, \dots, x_n\}) = p_n \pi_n(\{x_1, x_2, \dots, x_n\}). \quad (4)$$

We refer to the process of assigning locations conditional on the number of points as scattering and call  $\mu_f$  the counting-scattering measure.

Expression (4) conveys that the density wrt to  $\mu_f$  tells you more at first glance than its counterpart taken wrt to the unit PPP, whenever that applies. In this sense, we argue that the approach outlined in this section makes the density more transparent. For example, the density wrt (3) of the PPP( $\mathcal{S}, \lambda(\cdot)$ ) distribution has the form

$$f(\{x_1, x_2, \dots, x_n\}) = \frac{\exp(-\int_{\mathcal{S}} \lambda(s) ds)}{n!} \prod_{i=1}^n \lambda(x_i) \quad (5)$$

provided it is finite.

The approach outlined above is very much inspired by Janossy measures [Jánossy, 1950] and how they describe point process distributions. More recently, both Rao et al. [2017] and Zhang [2017] defined a measure akin to (3). Distinctively though, both papers consider FPPs to be ordered, albeit arbitrarily so. There is nothing inherently contradictory with this approach, but considering FPPs as sets is more in line with the established theory and also slightly streamlines the proof of Theorem 1 below.

Finally, the counting-scattering measure approach is also easily adaptable to more general spaces  $\mathcal{S}$ . The measure  $\mu_f$  as expressed in (3) is an hybrid between the counting and the Lebesgue measure, but the scattering part of the distribution could use any  $\sigma$ -finite measure over a space  $\mathcal{S}$  that may not be Euclidian. This will be useful in Section 3 when we consider FPPs with marks in general spaces.

### 3 Point Processes with Marks

#### 3.1 General Marking

Marks, unlike locations, do not generally lie in some physical space and, therefore, lack a reason to be restricted to bounded spaces. Moreover, one could easily envision marks supported on a non-Euclidian space such as one with a discrete component. The unit rate PPP can be defined on more general spaces than subsets of  $\mathbb{R}^d$ , but such generality is not very common in the statistical literature on point processes. On the other hand, the counting-scattering measure is readily adapted to general spaces, as we argued earlier.

For finite point processes, we generally consider locations to precede marks; the latter should be scattered conditionally on the former through a family of models

$$\pi_n(m_1, \dots, m_n | s_1, \dots, s_n), \quad \text{for } n = 1, 2, 3, \dots \quad (6)$$

The conditional densities above should be invariant under permutations of indices  $\{1, 2, \dots, n\}$  in order to preserve the natural symmetry of point processes.

Fundamentally however, the marks of a finite point process are themselves a FPP; they are constituted of a random number of locations in some mark space  $\mathcal{M}$ . For this reason, it is usual to consider the set of locations with corresponding marks as a single point process over the product space  $\mathcal{S} \times \mathcal{M}$ . Along with location scattering distributions, the conditional densities in (6) specify the scattering models of this augmented point process:

$$\pi_n(\{(s_1, m_1), \dots, (s_n, m_n)\}) = \pi_n(m_1, \dots, m_n | s_1, \dots, s_n) \pi_n(s_1, \dots, s_n), \quad (7)$$

for any  $n \geq 1$ . From this point on, we assume the densities described in (7) to be respectively taken wrt to a product measure  $\{\mu_{\mathcal{S}} \times \mu_{\mathcal{M}}\}^n$  over measurable subsets of  $\{\mathcal{S} \times \mathcal{M}\}^n$ , where  $\mu_{\mathcal{S}}$  (resp.  $\mu_{\mathcal{M}}$ ) is the dominating measure over the location (resp. mark) space.

As indicated above, there is no real distinction between points and marks in the product space representation. The two are equally important components of the same specification: a random finite subset of the product space  $\mathcal{S} \times \mathcal{M}$ . As

proclaimed in Section 2.2, we can write the density of this FPP as  $p_n \pi_n(\{(s_1, m_1), \dots, (s_n, m_n)\})$  without specifying whether a standard rate PPP is finite or even defined on such a space. This density is taken wrt to the counting-scattering measure defined by

$$\mu_f(F) = \sum_{n \geq 0} \int_{\{\mathcal{S} \times \mathcal{M}\}^n} \mathbb{1}_F(\{(s_1, m_1), \dots, (s_n, m_n)\}) \mu_{\mathcal{S}}(ds_1) \mu_{\mathcal{M}}(dm_1) \dots \mu_{\mathcal{S}}(ds_n) \mu_{\mathcal{M}}(dm_n)$$

for any measurable subset  $F$  of  $N_f(\mathcal{S} \times \mathcal{M})$ . How to construct a measure space over  $N_f(\mathcal{S} \times \mathcal{M})$  is thoroughly discussed in Zhang [2017]. Essentially, one can define it from the measure spaces of  $\mu_{\mathcal{S}}$  and  $\mu_{\mathcal{M}}$  which are intrinsically assumed to be provided.

Marked point process are, therefore, akin to regular point processes except that they can take their values in general spaces rather being confined to bounded subsets of  $\mathbb{R}^d$  where we typically observe locations. For this reason, it is helpful to free ourselves from the restrictions associated with using the unit rate PPP as a dominating measure.

### 3.2 Colouring

A colouring is simply a special type of marking; one with a discrete and finite mark space, say  $\mathcal{M} = \{0, 1, 2, \dots, K\}$ . Although it is essentially the simplest type of marking one could imagine, colouring procedures are a very powerful tool to construct multitype point processes. Indeed, by considering each colour as its own point configuration, we can study the marginal and joint behaviours among points of each type. A thinning procedure is a colouring with mark space  $\mathcal{M} = \{\text{thinned}, \text{observed}\} \equiv \{0, 1\}$ ; see for example that in Lewis and Shedler [1979] to simulate non-homogeneous PPPs or the 3 types of Matern repulsive processes [Matérn, 1960].

Theorem 1 is the central contribution of this paper. We term it a colouring theorem in honour of the homonymous result in Kingman [1992]. The principle of a colouring theorem is to describe the marginal and joint structure of a multitype point process created by splitting a base point process into colours. The original version tells us that if the points of a PPP are coloured independently of one another, then the point processes corresponding to each type are also Poisson and they are mutually independent. Our result is valid for any FPP with a density and any colouring mechanism.

**Theorem 1** (Colouring theorem). *Consider a FPP over the product space  $\mathcal{S} \times \{0, 1, \dots, K\}$  with density*

$$f(\{(s_1, c_1), \dots, (s_n, c_n)\}) = p_n \pi_n(\{(s_1, c_1), \dots, (s_n, c_n)\}).$$

*The dominating measure over the discrete mark space is the counting measure, hence we have*

$$\sum_{n \geq 0} \int_{\mathcal{S}^n} \sum_{\mathbf{c} \in \{0, 1, \dots, K\}^n} f(\{(s_1, c_1), \dots, (s_n, c_n)\}) \mu(ds_1) \dots \mu(ds_n) = 1$$

*for some arbitrary measure  $\mu$  over subsets of  $\mathcal{S}$ . Let  $\mu_f$  denote the counting-scattering measure corresponding to  $\mu$  for FPPs over  $\mathcal{S}$ , that is*

$$\mu_f(F) = \sum_{n \geq 0} \int_{\mathcal{S}^n} \mathbb{1}_F(\{s_1, \dots, s_n\}) \mu(ds_1) \dots \mu(ds_n), \quad F \subseteq N_f(\mathcal{S}), \text{ measurable.}$$

*Define the point processes  $X_0, X_1, \dots, X_K$  as the locations in  $\mathcal{S}$  with respective colours in  $\{0, 1, \dots, K\}$ . Let  $S_0, S_1, \dots, S_K$  be finite subsets of  $\mathcal{S}$  with respective sizes  $n_0, n_1, \dots, n_K$ . Then the joint density of  $X_0, X_1, \dots, X_K$  wrt to the product measure  $\mu_f^{K+1}$  has the form*

$$f(S_0, S_1, \dots, S_K) = \binom{n}{n_0, n_1, \dots, n_K} f\left(\bigcup_{k=0}^K S_k \times \{k\}\right) \quad (8)$$

where  $n = \sum_{k=0}^K n_k$ .

The proof is relegated to Appendix A. In the finite case, the original colouring theorem for PPPs is easily recovered from Theorem 1.

**Remark 1.** *It is possible to define a dominating measure such that the density of a FPP is of the form  $n! p_n \pi_n(\{s_1, \dots, s_n\})$ . This changes the statement in the colouring theorem to*

$$f(S_0, S_1, \dots, S_K) = f\left(\bigcup_{k=0}^K S_k \times \{k\}\right). \quad (9)$$

*In this case, the joint is exactly equal to the density of the discretely marked point process, but it only holds for this particular choice.*

*Such a dominating measure is used in Rao et al. [2017]. In the proof of their Theorem 2 about the Matern type III process, the authors do not make a distinction between the density of the multitype point process consisting of thinned and observed locations and the density of the  $\{0, 1\}$  marked point process. It is unclear whether they are aware that the equivalence in (9) is a fortuitous property of the dominating measure.*

A result similar to Theorem 1 is hinted at in Section 6.6.1 of Møller and Waagepetersen [2003], but that result only applies to independently coloured points and no proof is given. Moreover, they use a peculiar extension of the standard PPP distribution that allows for discrete marks as a dominating measure; such an approach makes the result arguably difficult to interpret. Nevertheless, it is equivalent to Theorem 1 in the limited case of independent colouring. Although not as general, their result is also very useful and is clearly under appreciated as evidenced by some oversights in recent literature which are discussed in Section 4.

Theorem 1 provides a rigorous framework in which to state and verify statements about the marginal or conditional behaviour of thinned and observed locations in such contexts. It is simple enough, yet its implications are paramount to some of the statistical literature on point processes. In the next section, we showcase how the Gaussian Cox process introduced in Adams et al. [2009] and the Bayesian inference procedure described therein is a direct application of this colouring theorem. We also extend this method to suit the analysis of multitype point processes in Section 5. In Appendix D, we demonstrate the generality of our theorem by applying it to the Matern type III process and, doing so, handily recover some important result from this literature.

## 4 Sigmoidal Gaussian Cox Process

The sigmoidal Gaussian Cox Process (SGCP) was introduced in Adams et al. [2009]. It is a particular type of Cox process: a PPP model with a stochastic intensity function. The SGCP intensity is constructed by mapping a Gaussian process (GP)  $g(\cdot)$  to the  $[0, 1]$  interval while scaling is handled by a constant  $\lambda$ . The global model hierarchy is presented below.

**Definition 1** (Sigmoidal Gaussian Cox Process). *The SGCP is the Cox process defined by*

1.  $g \sim GP(0, C(\cdot, \cdot))$ ,
2.  $Y \sim PPP(\lambda \text{expit}(g(\cdot)))$ .

The particular form of the covariance function  $C(\cdot, \cdot)$  or its parametrization will not play any role in the following discussion. Also, the SGCP was originally presented in Adams et al. [2009] using the expit (sigmoid) transform as above, but the only property we shall use is that  $\text{expit} \circ g$  is a  $[0, 1]$  valued random field.

The usual difficulty with Gaussian Cox processes is that the PPP likelihood depends on the whole of  $g$  through the integral  $\int_{\mathcal{S}} \lambda \text{expit}(g(s)) ds$  of the intensity function. It can be challenging to either conduct inference about the intensity function or integrate out  $g$  without relying on some finite dimensional approximation. Yet, realizations of the SGCP, as defined above, can be simulated using a representation of the GP of random but finite dimension.

**Algorithm 1** (SGCP Simulation). *The following procedure generates a realization of the SGCP:*

1. Simulate a homogeneous PPP  $X$  with intensity  $\lambda$ ,
2. Instantiate the GP  $g(\cdot)$  at the locations of  $X$  according to its finite dimensional Gaussian distributions,
3. Keep every point  $x \in X$  with probability  $\text{expit}(g(x))$ , otherwise discard  $x$ .

The intuition behind the above algorithm is as follows. Suppose you could simulate and access the value of  $g(\cdot)$  at each and every location of  $\mathcal{S}$ . In any case, the intensity function  $\lambda \text{expit}(g(\cdot))$  is bounded by  $\lambda$  and so step 2 of Definition 1 can be carried out by thinning a homogeneous PPP  $X$  of intensity  $\lambda$  ( $X$  does not depend on  $g(\cdot)$ ). Once  $X$  is fixed, the thinning procedure operates without regard for the values of  $g(\cdot)$  at other locations hence the rest of the GP values are superfluous. The procedure outlined above has the spirit of a retrospective sampler as defined in Beskos et al. [2006], Papaspiliopoulos and Roberts [2008] in the context of diffusion processes and Dirichlet mixtures respectively. Once the homogeneous PPP  $X$  is instantiated, we need only simulate the values of  $g(\cdot)$  at those locations to discriminate between kept and discarded points.

In Appendix B, we demonstrate using properties of Gaussian processes and point process distribution theory that such intuition is valid: the locations left at the end of Algorithm 1 are indeed exactly distributed according to the Gaussian

Cox process of Definition 1. In Adams et al. [2009], Rao et al. [2017], Gonçalves and Gamerman [2018], this procedure is taken as self-evident by invoking the Poisson thinning procedure of Lewis and Shedler [1979]. However,  $X$  is not independently coloured because the GP values in step (b) are spatially correlated. Hence, the original Poisson colouring theorem does not apply directly.

Now consider  $\tilde{X}_0, \tilde{X}_1$  as those point processes with GP distributed marks, where  $\tilde{X}_0$  corresponds to locations that were thinned while  $\tilde{X}_1$  is its observed counterpart (those retained at the end of algorithm 1). Both point processes consist of a finite number of values in  $\mathcal{S} \times \mathbb{R}$ ; in particular they are not absolutely continuous wrt to the unit rate PPP distribution. Regardless, the joint density (in the sense defined in Sections 2 and 3) of  $\tilde{X}_0, \tilde{X}_1$  exists and is immediately derived by using Theorem 1.

Following the steps of Algorithm 1, we can generate the  $\{0, 1\}$  coloured point process by first drawing a Poisson distributed number of points that are subsequently scattered uniformly on  $\mathcal{S}$ . The GP values can then be instantiated at those locations and finally each pair is coloured as observed with probability  $\text{expit}(g(\cdot))$ . Let  $(x, g, c)$  represent triplets in  $\mathcal{S} \times \mathbb{R} \times \{0, 1\}$ , the density of the marked point process described above is

$$\begin{aligned} f(\{(x_1, g_1, c_1), \dots, (x_n, g_n, c_n)\}) &= p_n \pi_n(x_1, \dots, x_n) \pi_n(g_1, \dots, g_n | x_1, \dots, x_n) \\ &\quad \pi_n(c_1, \dots, c_n | x_1, g_1, \dots, x_n, g_n) \\ &= \frac{\exp(-\lambda|\mathcal{S}|)\lambda^n}{n!} \mathcal{N}(g_1, \dots, g_n | 0, \Sigma(x_1, \dots, x_n)) \\ &\quad \prod_{i=1}^n [1 - \text{expit}(g_i)]^{1-c_i} \text{expit}(g_i)^{c_i} \end{aligned}$$

Notice that the dependence of the GP values on the locations acts through the covariance matrix  $\Sigma(x_1, \dots, x_n)$  which is computed from the covariance function  $C(\cdot, \cdot)$  in the usual fashion. Also, recall that scattering models need be equivalent under permutations of indices  $\{1, 2, \dots, n\}$  as is the case here.

Theorem 1 tells us that the joint density of the thinned and observed point processes  $\tilde{X}_0$  and  $\tilde{X}_1$  is essentially the density of the  $\{0, 1\}$  marked point process multiplied by the some combinatorial factor:

$$\begin{aligned} f(\tilde{S}_0, \tilde{S}_1) &= \binom{n_0 + n_1}{n_0, n_1} f(\{\tilde{S}_0 \times \{0\}\} \cup \{\tilde{S}_1 \times \{1\}\}) \\ &= \frac{\exp(-\lambda|\mathcal{S}|)\lambda^{n_0+n_1}}{n_0!n_1!} \mathcal{N}(\tilde{g}_0, \tilde{g}_1 | 0, \Sigma(\tilde{x}_0, \tilde{x}_1)) \prod_{i=1}^{n_0} \{1 - \text{expit}(g_{0,i})\} \prod_{j=1}^{n_1} \text{expit}(g_{1,j}). \end{aligned} \quad (10)$$

In this last expression,  $\tilde{S}_k = \{(x_{k,1}, g_{k,1}), \dots, (x_{k,n_k}, g_{k,n_k})\}$  is a finite subset of  $\mathcal{S} \times \mathbb{R}$  while  $\tilde{x}_k = (x_{k,1}, \dots, x_{k,n_k})$  and  $\tilde{g}_k = (g_{k,1}, \dots, g_{k,n_k})$  are respectively the vectorized form of the location and mark components ( $k = 0, 1$ ). Remember that the original objective was to obtain a tractable model for the augmented data  $\tilde{X}_0, \tilde{X}_1$  and this is achieved: their joint density does not involve the integral of the intensity function.

The key element of the colouring theorem of Section 3.2 is that deriving the joint density of the thinned and observed points becomes mechanical: it is not subject to discussion or interpretation. The density of the SGCP and its components is discussed in Section 3.1 of Gonçalves and Gamerman [2018]. However, the authors incorrectly apply measure-theoretic arguments, and this leads to an error in their formulation.

Their version omits the combinatorial term on the RHS of expression (8) in Theorem 1; they interpret the density of the  $\{0, 1\}$  marked point process as the joint between the observed and thinned locations. However, this is not a density wrt a product measure and therefore cannot be interpreted as a joint density (it is not possible to integrate out the thinned locations, for example). Without the proper joint density, it is impossible for them to derive the density of the thinned locations conditional on the observations. The claimed proportionality argument is incorrect and renders their Gibbs sampling algorithm globally invalid.

Once the joint density of the thinned ( $\tilde{X}_0$ ) and observed ( $\tilde{X}_1$ ) locations has been established correctly, there is nothing controversial in using proportionality arguments to derive, up to a normalizing constant, the form of the conditional density of  $\tilde{X}_0 | \tilde{X}_1$ . This is standard practice for deriving posterior distributions in Bayesian inference. Sometimes, the form can be identified as corresponding to a well-known distribution. Otherwise, one can sample from this posterior using methods that work irrespective of this normalizing constant such as Metropolis-Hastings.

By removing every factor that does not involve  $\tilde{S}_0$  in expression (10), we can write the density of the thinned locations (with associated GP marks) conditional on their observed counterpart:

$$f(\tilde{S}_0|\tilde{S}_1) \propto \frac{\lambda^{n_0}}{n_0!} \mathcal{N}(\tilde{g}_0, \tilde{g}_1|0, \Sigma(\tilde{x}_0, \tilde{x}_1)) \prod_{i=1}^{n_0} \{1 - \text{expit}(g_{0,i})\}. \quad (11)$$

The expression above is perfectly tractable; it could be employed in any Metropolis-Hastings scheme for point process such as the birth-death-move algorithm of Geyer and Møller [1994]. More general dimension changing proposals could also be envisioned using the reversible jump MCMC paradigm [Green, 1995].

The only hindering issue with the conditional in (11) is the Gaussian density evaluated at the GP values  $\tilde{g}_0, \tilde{g}_1$  which necessitates  $\mathcal{O}(n^3)$  operations to compute, where  $n = n_0 + n_1$  is the total number of observations (thinned and observed). When done repeatedly in an MCMC algorithm, the computational burden can add up very quickly even if  $n$  is only moderately large, but previous computations can possibly be stored efficiently in order to avoid the complexity of evaluating this Gaussian density. For example, only one location is changed at a time in the birth-death-move algorithm and the inverse of the covariance matrix can be updated accordingly from the previous iteration using less burdensome computations.

The GP values are intrinsically assumed to be known at the observed locations in expression (11), that is  $\tilde{g}_1$  needs to be given in order to use this conditional density. Clearly, those do not correspond to any observable quantities and also need to be simulated. In practice [Adams et al., 2009, Rao et al., 2017, Gonçalves and Gamerman, 2018], this is handled by alternating simulations of the thinned point process  $\tilde{X}_0|\tilde{X}_1$  from (11) and then all the GP values  $\tilde{g}_0, \tilde{g}_1$  conditional on all the locations  $\tilde{x}_0, \tilde{x}_1$ , both thinned and observed; the thinned values  $\tilde{g}_0$  of the GP are effectively sampled twice at each single step of the Markov chain.

Simulating the GP values conditional on locations is not a dimension-changing move and does not present any particular issue beyond standard applications of Metropolis-Hastings. In fact, this stage boils down to a latent GP model and one can choose the most suitable method to sample  $\tilde{g}_0, \tilde{g}_1$  (along with covariance parameters) from an abundant literature. Examples include the elliptical slice sampler [Murray and Adams, 2010] and Hamiltonian Monte Carlo [Hensman et al., 2015]; see Filippone et al. [2013] for an extensive comparative study of such algorithms.

As is the case with any model involving GPs, the cubic complexity associated with matrix inversion (or factorization) makes it hard to scale the SGCP to large datasets. The random number of thinned locations exacerbates this as the GP now has to be instantiated at even more points than just the ones observed. If the observed points are configured in dense clusters, one might need a substantially larger number of thinned locations in order to fill in between the clusters and make the base, uncoloured, process look homogeneous. Shirota and Banerjee [2019] tackle this difficulty, in the context of the SGCP, using a nearest-neighbour approximation to factorize the Gaussian density. Their approach is very commendable, but it being very closely based on the work of Gonçalves and Gamerman [2018] means that it presents the same fundamental fault: the full conditional sampler for the thinned point process is invalid.

Those issues with the GP are parallel to the subject of this paper; the main focus is on data augmentation in the context of thinnings. As such, we mainly discuss point process on point process conditionals, the likes of (11), and assume everything else to be fixed. We next discuss how to simulate from the full conditional of the thinned locations and highlight some of the potential issues.

In their original publication, Adams et al. [2009] employ birth-death-move proposals to simulate the thinned point process ( $\tilde{X}_0$ ) conditional on the observed point process ( $\tilde{X}_1$ ). Upon inspection, we can see that they come up with the right acceptance ratios; their algorithm is an example of a broader class of trans-dimensional MCMC schemes such as those of Geyer and Møller [1994], Green [1995]. Inserting, deleting and displacing a point one at a time can add up to a somewhat challenging computational task and convergence can also be hard to evaluate for point process data. Generating exact point process realizations from (11) would eliminate the need to assess convergence. In Gonçalves and Gamerman [2018], the authors attempt to do it by first simulating the number of locations and then simulate their position in  $\mathcal{S}$ . Rao et al. [2017] use a thinning algorithm to try and simulate from this conditional. The claim is false in both cases as is detailed below.

We can try to derive both the PMF for the total number of locations and the scattering distributions for  $\tilde{X}_0|\tilde{X}_1$ , the point process with density

$$f(\tilde{S}_0|\tilde{S}_1) = c \frac{\lambda^{n_0}}{n_0!} \mathcal{N}(\tilde{g}_0, \tilde{g}_1|0, \Sigma(\tilde{x}_0, \tilde{x}_1)) \prod_{i=1}^{n_0} \{1 - \text{expit}(g_{0,i})\},$$

where  $c$  is a constant (does not depend on  $\tilde{S}_0$ ). It is tempting to say that the number of points has a PMF proportional to  $\lambda^{n_0}/n_0!$  and is therefore Poisson( $\lambda$ ) distributed. The points are then scattered on  $\mathcal{S} \times \mathbb{R}$  from a density proportional to



$\mathcal{N}(\tilde{g}_0, \tilde{g}_1 | 0, \Sigma(\tilde{x}_0, \tilde{x}_1)) \prod_{i=1}^{n_0} \{1 - \text{expit}(g_{0,i})\}$ , and simulation can be achieved by a straightforward rejection sampling algorithm. This is fallacious reasoning however as the normalizing constant of the scattering distribution described above is a function of  $n_0$ ; the correct PMF has the form

$$p_{n_0} \propto \frac{\lambda^{n_0}}{n_0!} \int_{\{S \times \mathbb{R}\}^{n_0}} \mathcal{N}(\tilde{g}_0, \tilde{g}_1 | 0, \Sigma(\tilde{x}_0, \tilde{x}_1)) \prod_{i=1}^{n_0} \{1 - \text{expit}(g_{0,i})\} d\tilde{x}_0 d\tilde{g}_0,$$

which is highly intractable. In Gonçalves and Gamerman [2018], the authors use an argument similar to what is described above when they explain how to sample from the thinned locations. This step has been modified in a revised arxiv version of their article. However, it is not clear whether the new formulation is valid. Here, we focus our discussion on the peer reviewed publication as no corrigendum has appeared formally.

In Rao et al. [2017, Section 7.1], the authors take a different approach with the aim to simulate from the exact distribution of  $\tilde{X}_0 | \tilde{X}_1$ . They claim that a realization of the full conditional of the thinned point process can be generated by a thinning procedure akin to Algorithm 1:

1. Simulate a homogeneous PPP  $X$  with intensity  $\lambda$ ,
2. Instantiate the GP  $g(\cdot)$  at the locations of  $X$  according to its finite dimensional Gaussian distributions conditional on the observed values  $\tilde{g}_1$  at the observed locations  $\tilde{x}_1$ .
3. Keep each point of  $\{(x, g(x)) : x \in X\}$  with probability  $1 - \text{expit}(g(x))$ .

The procedure above defines an SGCP-like Cox process with stochastic intensity  $\lambda\{1 - \text{expit}(g_*(\cdot))\}$ , where  $g_*$  has the GP distribution of  $g$  conditional on its instantiation at the observed locations.

This is a legitimate avenue to explore as the only factor that entangles the thinned and observed point process in their joint density (10) is  $\mathcal{N}(\tilde{g}_0, \tilde{g}_1 | 0, \Sigma(\tilde{x}_0, \tilde{x}_1))$ . The authors of Rao et al. [2017] give little justification as to why this approach is valid. They simply invoke the thinning theorem of Lewis and Shedler [1979] but neither it nor the more general colouring theorem of Kingman [1992] apply here as the base, GP marked, point process is non-Poisson.

The colouring theorem of Section 3.2 provides a rigorous theoretical framework in which to formulate and verify such a claim. In Appendix C, we demonstrate how the simulation approach of Rao et al. [2017] to the conditional  $\tilde{X}_0 | \tilde{X}_1$  is misconceived. The counterexample we provide is based on the special case where the observed point process is empty. This situation is nonsensical from an applied perspective, but should nevertheless be handled by the general theory as the empty set is in the support of the observed point process  $\tilde{X}_1$ .

In the approach of Rao et al. [2017], this would mean that the conditional  $\tilde{X}_0 | \tilde{X}_1 = \emptyset$  is the same as the marginal distribution of the thinned point process under the SGCP since there are no values upon which to condition the GP. This is somewhat suspicious as one would expect that 0 observations would be indicative of globally smaller values for the GP than under the marginal and, consequently, result in the conditional PMF for the number of thinned locations to be slightly skewed towards higher values.

Using the framework of Sections 2 and 3, we managed to clear some misconceptions about the joint and conditional distributions of the thinned and observed locations in the context of the SGCP. In the next section, we extend this process to a multitype Gaussian Cox process by considering a multi-label colouring instead of only *thinned* and *observed* categories.

## 5 Multitype Sigmoidal Gaussian Cox Process

In this section, we propose an extension to the SGCP that handles multiple types of points. We showcase how our multitype version can be useful to investigate the interaction between different species of trees (see Fig. 1). The data [Gerrard, 1969] is from Lansing, Illinois and is publicly available from the `spatstat` package in R. We conduct MCMC-based Bayesian inference on the multitype point processes consisting of the position of maples and hickories.

This data set has been analysed with a multitype log Gaussian Cox process (LGCP) model [Møller et al., 1998, Brix and Møller, 2001] in Waagepetersen et al. [2016] using a minimum contrast estimator. The sampling distribution of such an estimator can be complicated; the authors use the parametric bootstrap to quantify uncertainty in estimating correlation parameters. Our Bayesian approach offers an alternative way to measure uncertainty in such models. One advantage of multitype Gaussian Cox processes such as the LGCP mentioned above or our multitype version of the SGCP is that inter-process dependence can be relegated to the cross-covariance function of the latent multivariate Gaussian random field. There is a vast literature on multivariate GPs, see Genton and Kleiber [2015] for a review of some of the more common modelling approaches.

Other comparable models based on latent random measures include the Poisson/gamma model of Wolpert and Ickstadt [1998] which has been extended to multitype modelling in Kang et al. [2014]. The other notable example is the method of Kottas and Sansó [2007] in which the intensity measure is described by a scaled Dirichlet process mixture. This one has, hitherto, not been generalized to joint modelling of point patterns. Both methods include partial sum approximations of infinite mixtures. In contrast, the multitype SGCP approach preserves the advantages of the original model: it is exact up to Monte Carlo error.

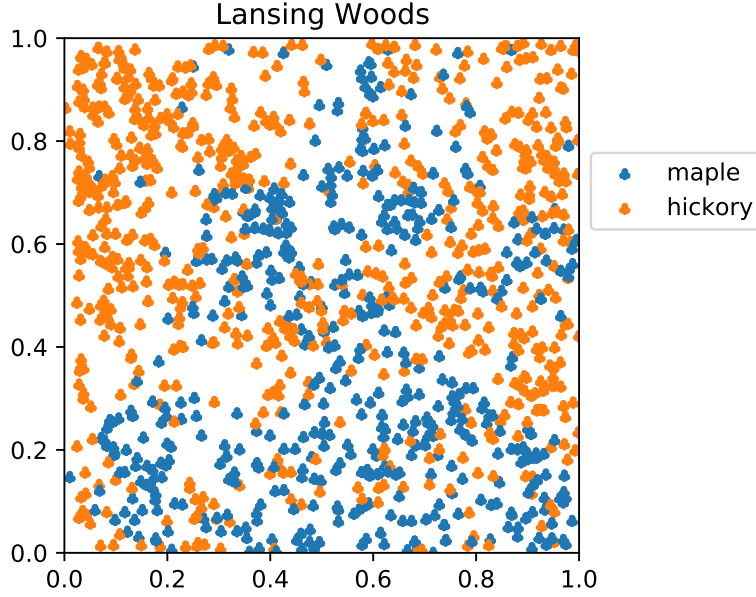


Figure 1: The location of maples and hickories in Lansing Woods, Illinois.

In our model, we assume at the first level that the point processes  $X_1, \dots, X_p$  corresponding to the various species are Poisson distributed conditional on some stochastic, multivariate intensity function  $\sigma(\cdot)$ :

$$X_j | \sigma(\cdot) \stackrel{\text{ind.}}{\sim} \text{PPP}(\lambda \sigma_j(\cdot)), \quad \text{where } \sigma_j(s) = \frac{\exp(g_j(s))}{1 + \sum_{i=1}^p \exp(g_i(s))}, \quad \text{for } j = 1, 2, \dots, p. \quad (12)$$

Adding a multivariate Gaussian random field distribution to  $g(\cdot)$  completes the Cox process specification. We use the non-separable version of the linear model of coregionalization (LMC); see Schmidt and Gelfand [2003], Gelfand et al. [2004, 2005] for notable examples of its use in a Bayesian context. Such a process is constructed at each location from a linear transformation of independent random fields:

$$g(s) = \begin{bmatrix} g_1(s) \\ \vdots \\ g_p(s) \end{bmatrix} = A \begin{bmatrix} w_1(s) \\ \vdots \\ w_p(s) \end{bmatrix} + \begin{bmatrix} \mu_1 \\ \vdots \\ \mu_p \end{bmatrix}, \quad \text{with } w_j(\cdot) \stackrel{\text{ind.}}{\sim} \text{GP}(0, C_j(|\cdot|))$$

The independent GPs  $w_j(\cdot)$  above are parametrized by stationary and isotropic correlation functions  $C_j(|\cdot|)$  while scaling is handled by the full rank matrix  $A$ . In our implementation, we use exponential correlation functions, each having their own range parameter  $\rho_j > 0$ , i.e.  $C_j(r) = \exp(-\rho_j r)$ ,  $r \geq 0$ . We add type specific mean levels  $\mu_j$ .

Same as in the univariate case described in Section 4, the product of PPP likelihoods implied by (12) involves the integral of the  $\sigma_j(\cdot)$  random fields. On the other hand, we can interpret the model as arising from the colouring of a homogeneous PPP( $\lambda$ ) process where a point at location  $s \in \mathcal{S}$  will be of species  $j$  with probability  $\sigma_j(s)$  independently of other points. The probability that this point is of none of the  $p$  species is  $\sigma_0(s) = 1 / \{1 + \sum_{i=1}^p \exp(g_i(s))\}$ . We again consider an auxiliary PPP  $X_0$  of intensity  $\lambda \sigma_0(\cdot)$  consisting of fictional thinned locations. This process  $X_0$ , heuristically, fills in the gaps to ensure that the union  $\cup_{j=0}^p X_j$  is homogeneous.

We can devise a procedure analogous to Algorithm 1 in order to generate the point processes  $X_0, X_1, \dots, X_p$  (that is, including the thinned locations) along with the  $p$ -variate GP values at each location. To summarize, we can simulate  $X \sim \text{PPP}(\lambda)$  and instantiate  $g(\cdot)$  at this finite number of locations in accordance with the multivariate normal

distribution implied by the LMC. Each point  $x \in X$  can then be independently classified in one the  $p + 1$  categories along with its GP marks according to the multinomial distribution implied by  $\sigma(x)$ . Such a procedure operates without regards for the values of the GP  $g(\cdot)$  at locations of  $S$  not included in  $X$ . Define  $\tilde{X}_j$  as the points  $X_j$  along with their GP values (each point has  $p$  marks). The density of  $\tilde{X}_0, \tilde{X}_1, \dots, \tilde{X}_p$  wrt to the product of counting-scattering measures  $\mu_f^{(p+1)}$  is straightforwardly obtained by leveraging the generality of the Colouring Theorem of section 3.2 (which is not limited to binary colouring). It is tractable since it only involves the homogeneous PPP density, the finite dimensional Normal distribution and multinomial factors at each location.

We obtain a posterior sample by alternating moves from the full conditionals of quantities of interest. First, we perform the data augmentation step by instantiating the thinned point process  $\tilde{X}_0$  consisting of locations in  $[0, 1]^2$  along with a  $p$ -variate GP mark at each one. This is accomplished by stringing many birth-death-move proposals at each iteration of the Markov chain. Second, we sample the GP values  $\tilde{g}_0, \tilde{g}_1, \dots, \tilde{g}_p$  at locations of each type using Hamiltonian Monte-Carlo (leapfrog proposals). The components of the  $p \times p$  matrix  $A$  and the range parameters  $\rho_j$  are sampled using regular, random walk Metropolis-Hastings. Finally,  $\lambda$  and the mean vector  $\mu$  are sampled from their conjugate full conditionals, respectively the gamma and multivariate Gaussian distributions.

Such an extension allows us to fit the intensity function of the hickory and maple species simultaneously (see Fig. 2). At each iteration of the Markov chain, the  $p$  Gaussian processes can be instantiated on a fine grid conditionally on their values  $\tilde{g}_0, \tilde{g}_1, \dots, \tilde{g}_p$  at thinned and observed locations. Applying the transformation (12) that defines  $\sigma(\cdot)$  and multiplying by  $\lambda$  provides a pointwise sample of both intensity functions. Any desired resolution can be achieved although computations scale as the number of pixels cubed.

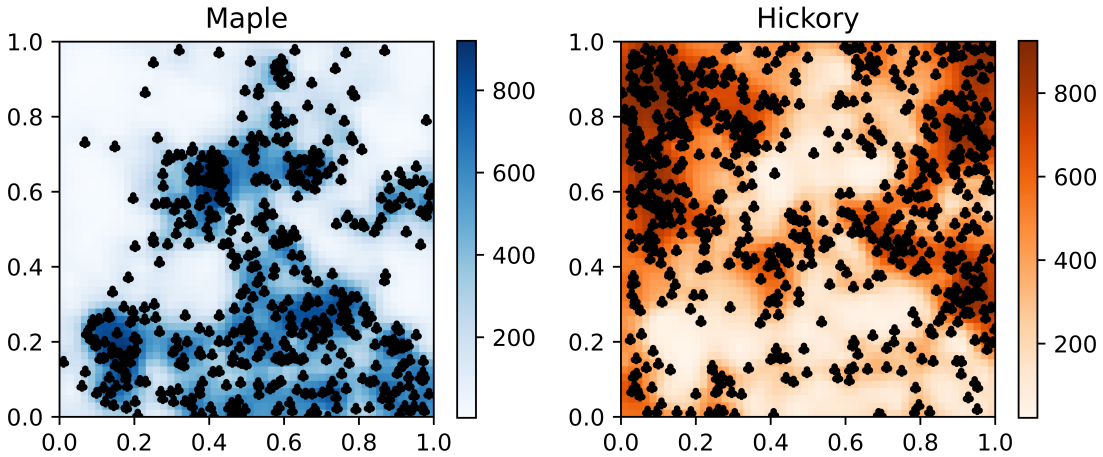


Figure 2: The pointwise posterior mean intensity function  $\lambda\sigma_j(\cdot), j = 1, 2$  along with tree positions for maples (left) and hickories (right).

This can technically be accomplished after generating the Markov chain using conditional properties of the multivariate normal distribution. However, it is more efficient to perform the calculation at each iteration so that the inverse covariance matrix at observed and thinned locations need not be recomputed or stored.

Fig. 2 seems to indicate that the procedure is flexible enough to capture the particular growing pattern of the two types of trees through the functional form of their respective intensity. However, it tells us where maples and hickories grow, but it does not provide an answer as to why they grow in such a configuration.

The univariate method of Adams et al. [2009] was devised to estimate the intensity function of a non-homogeneous PPP. In the multitype setting, the point processes are assumed independent at the first stage. In that sense, there is no added benefit in fitting both intensity functions jointly (unless we believed them to be dependent *a priori*).

Instead of considering the transformed GP as a flexible prior for the intensity function of Poisson distributed point patterns, we instead consider the model to be the Gaussian Cox process implied by integrating out the GP values. The parameters of interest are the base intensity  $\lambda$  and those driving the LMC including the coregionalization matrix  $A$ , the range parameters  $\rho_j$  and mean levels  $\mu_j, j = 1, \dots, p$ . We assign independent gamma priors to the positive parameters  $\lambda, \rho_{j=1}^p$  and independent normal priors to the components of  $A$  and mean levels  $\mu_{j=1}^p$ .

From the perspective of posterior sampling, nothing changes, except that there is no need to add the computational burden of interpolating the intensity function on a fine grid. From this point of view, the particular pattern in which maple and hickories grow is irrelevant. It is not possible to discriminate between a Cox process and a non-homogeneous PPP from only one point configuration [Møller and Waagepetersen, 2003, Isham, 2010]. The difference lies in the nature of repetition. If we were to look at a different patch of forest, maples and hickories would certainly grow into a different pattern. Nevertheless, we could expect to observe the same seemingly repulsive interaction between the two species.

We measure intra- and inter-species interaction with the (cross) pair correlation function (PCF):

$$\gamma_{k\ell}(s, t) = \frac{E[\sigma_k(s)\sigma_\ell(t)|A, \rho_{j=1}^p, \mu_{j=1}^p]}{E[\sigma_k(s)|A, \rho_{j=1}^p, \mu_{j=1}^p]E[\sigma_\ell(t)|A, \rho_{j=1}^p, \mu_{j=1}^p]}, \quad k, \ell = 1, 2, \dots, p. \quad (13)$$

Roughly speaking,  $\gamma_{k\ell}(s, t)$  is the probability of observing points of types  $k, \ell$  at infinitesimal balls centered around  $s$  and  $t$  respectively, normalised by the product of marginal probabilities of observing them in such areas. This quantity is independent of the scale of the intensity function ( $\lambda$  cancels in this expression). The PCF as expressed in (13) is a property of the Cox process model; it is a function of model parameters thereby expectations are taken conditionally on them being fixed. This caveat is only necessary in the Bayesian paradigm where parameters also have distributions.

Globally, the model is stationary and isotropic provided the covariance structure of the driving GPs is (so is the case with the exponential kernels  $\exp(-\rho_j|\cdot|)$  we use in our LMC specification). In this case,  $\gamma_{k\ell}(s, t)$  is only a function of the distance  $r = |s - t|$  between  $s$  and  $t$ . Unlike in the case of the multivariate LGCP [Møller et al., 1998, Brix and Møller, 2001], the cross PCF as defined in (13) does not admit a simple parametric form as a function of  $r$ . It can nevertheless be evaluated at any distance  $r > 0$  and for any set of parameters  $A, \rho_{j=1}^p, \mu_{j=1}^p$  using a consistent Monte Carlo estimator. Attaining reasonable precision is very fast as we only rely on averages computed from repetitions of  $2p$ -dimensional Gaussian vectors. Those are distributed according to the stationary LMC for 2 points separated by distance  $r > 0$ . This process is required to be efficient as we evaluate a pointwise estimate of the PCF at multiple locations and also for multiple sets of parameters sampled from their posterior distribution in order to account for Bayesian model uncertainty.

The estimated PCFs for the maple and hickory example are illustrated on Fig. 3. Stationary and isotropic Cox processes imply points of the same type that cluster at short range. We are more interested in the cross pair correlation function  $\gamma_{12}$ , which being smaller than 1 implies a repulsive interaction between maples and hickories. The dependence seems to diminish and become negligible at distances bigger than 0.4.

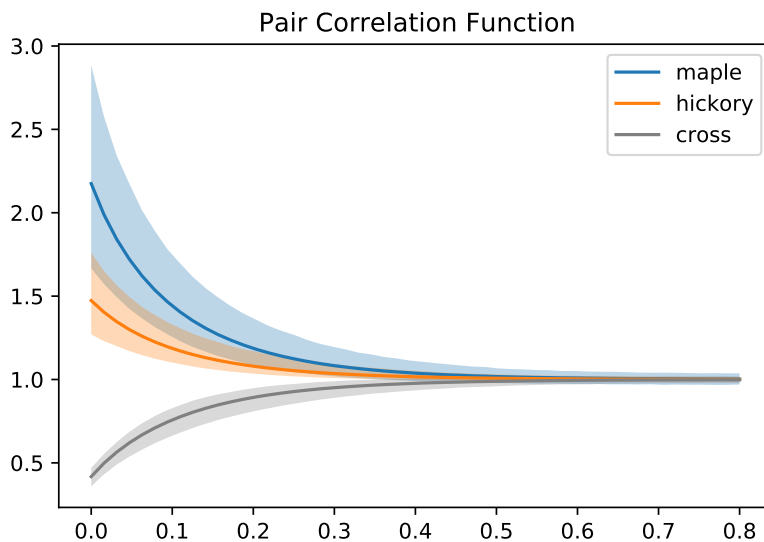


Figure 3: The pointwise posterior mean for the PCF  $\gamma_{11}$  is illustrated in blue along with 95% credible intervals computed at each point. Similarly,  $\gamma_{22}$  is shown in orange and the cross pair correlation  $\gamma_{12}$  is in gray.

## 6 Discussion

In this paper, we presented a general approach to obtain the distribution of a multitype point process defined through any discrete marking (colouring) of a base point configuration. This has implications for point process models defined by thinning procedures; the joint density of thinned and observed locations can be derived from the colouring theorem of Section 3.2. Instantiating the thinned point process conditional on observed locations can help circumvent intractability in the marginal model and help carry inference of model parameters in a Bayesian framework.

Such data augmentations schemes have been employed in recent publications, but in the absence of a unifying approach to the concept. For example, Rao et al. [2017], Gonçalves and Gamerman [2018] introduce alternative methods to simulate the thinned locations in the context of the SGCP, but those turn out to be incompatible with the original formulation of Adams et al. [2009]. The conceptual tools we presented in this paper allowed us to indubitably resolve this inconsistency. Moreover, the Theorem 1 promises to be a very useful tool to design new multitype point process models with interesting dependence structure. In this regard, we introduce a generalization of the SGCP to jointly model multiple point patterns. We showcase our new model on the Lansing Woods data and conduct inference on the cross pair correlation function of maples and hickories in particular.

Besides correcting misconceptions in the literature, our work can empower future authors in using more involved models and designing even more efficient sampling algorithms without having to consider the intricate measure-theoretic details involved in defining joint, conditional and marginal densities for point processes. Interesting avenues to explore further include thinning procedures applied to more complex models than Poisson point processes. Independently thinned Markov point processes have been introduced in the seminal work of Baddeley et al. [2000]; the general inference framework we provided might be an interesting alternative to the 2-step semi-parametric procedure they present.

### A Proof of Theorem 1

The following lemma encapsulates most of the technicalities involved in proving the colouring theorem of Section 3.2. It tells us how to decompose an integral over the set  $\mathcal{N}_f(\mathcal{S})$  of all finite subsets of  $\mathcal{S}$  into an integral over finite subsets of smaller spaces  $\mathcal{S}_0, \mathcal{S}_1, \dots, \mathcal{S}_K$ .

**Lemma 1.** *Let  $\mathcal{S}_0, \mathcal{S}_1, \dots, \mathcal{S}_K$  be any partition of the space  $\mathcal{S}$ , the following holds for any positive function  $h : \mathcal{N}_f(\mathcal{S}) \rightarrow [0, \infty)$ :*

$$\int h(\mathcal{S}) \mu_f(d\mathcal{S}) = \int_{\mathcal{N}_f(\mathcal{S}_K)} \cdots \int_{\mathcal{N}_f(\mathcal{S}_1)} \int_{\mathcal{N}_f(\mathcal{S}_0)} \binom{\sum_{k=0}^K N_k}{N_0, N_1, \dots, N_K} h\left(\bigcup_{k=0}^K \mathcal{S}_k\right) \mu_f(d\mathcal{S}_0) \mu_f(d\mathcal{S}_1) \cdots \mu_f(d\mathcal{S}_K),$$

where we use  $N_k \equiv N(\mathcal{S}_k)$  to denote the cardinality of set  $\mathcal{S}_k$ .

*Proof.* It is sufficient to demonstrate the case for a binary partition  $\mathcal{S}_0, \mathcal{S}_1$ ; the general case can then be obtained by further partitioning those sets.

For a positive function  $h$ , the integral with respect to the counting-scattering measure can be computed as

$$\int h(\mathcal{S}) \mu_f(d\mathcal{S}) = \sum_{n \geq 0} \int_{\mathcal{S}^n} h(\{x_1, x_2, \dots, x_n\}) \mu(dx_1) \mu(dx_2) \cdots \mu(dx_n) \quad (14)$$

where  $\mu$  is an arbitrary measure over subsets of  $\mathcal{S}$ . This is the extension of equation (3) from indicator to positive functions by the monotone class theorem.

For every  $n \geq 0$ , the inside integral on the RHS of (14) can be split into the  $2^n$  parts defined by whether each of the coordinates belong to  $\mathcal{S}_0$  or  $\mathcal{S}_1$ :

$$\sum_{\mathbf{k} \in \{0,1\}^n} \int_{\mathcal{S}_{k_n}} \cdots \int_{\mathcal{S}_{k_2}} \int_{\mathcal{S}_{k_1}} h(\{x_1, x_2, \dots, x_n\}) \mu(dx_1) \mu(dx_2) \cdots \mu(dx_n). \quad (15)$$

At this point, it is important to recall that  $h$  is a set function and so the arbitrary ordering  $1, 2, \dots, n$  is irrelevant to its value; it is symmetric wrt to the integral coordinates  $x_1, x_2, \dots, x_n$ .

Therefore, to evaluate any of the summands in (15), it matters only to know how many coordinates among the  $n$  belong to  $\mathcal{S}_0$  and, accordingly, how many belong to its complement  $\mathcal{S}_1$ . We can thus catalog each term in summation (15) by

first noting how many  $m \in \{0, 1, \dots, n\}$  of its coordinates are integrated over  $\mathcal{S}_0$  and then sum the  $\binom{n}{m}$  equivalent components:

$$\sum_{m=0}^n \binom{n}{m} \int_{\mathcal{S}_0^m} \int_{\mathcal{S}_1^{n-m}} h(\{x_1, x_2, \dots, x_n\}) \mu(dx_1) \mu(dx_2) \dots \mu(dx_n). \quad (16)$$

Substituting (16) for the integral on the RHS of (14), we obtain

$$\int h(S) \mu_f(dS) = \sum_{n \geq 0} \sum_{m=0}^n \binom{n}{m} \int_{\mathcal{S}_0^m} \int_{\mathcal{S}_1^{n-m}} h(\{x_1, x_2, \dots, x_n\}) \mu(dx_1) \mu(dx_2) \dots \mu(dx_n).$$

We can re-index the double sum on the RHS using  $n_0 = m$  and  $n_1 = n - m$  and get

$$\sum_{n_0 \geq 0} \sum_{n_1 \geq 0} \binom{n_0 + n_1}{n_0, n_1} \int_{\mathcal{S}_0^{n_0}} \int_{\mathcal{S}_1^{n_1}} h(\{x_1, x_2, \dots, x_{n_0+n_1}\}) \mu(dx_1) \mu(dx_2) \dots \mu(dx_{n_0+n_1}).$$

This last expression is equivalent to the double integral

$$\int_{\mathcal{N}_f(\mathcal{S}_1)} \int_{\mathcal{N}_f(\mathcal{S}_0)} \binom{N_0 + N_1}{N_0, N_1} h(S_0 \cup S_1) \mu_f(dS_0) \mu_f(dS_1),$$

which completes the proof.  $\square$

We now prove the colouring theorem of Section 3.2. Recall that this results relates the density of a point process  $\tilde{X}$  over domain  $\mathcal{S}$  with mark space  $\{0, 1, \dots, K\}$  to the multitype process  $X_0, X_1, \dots, X_K$  consisting of the locations in  $\mathcal{S}$  with those respective marks.

*of Theorem 1.* Take any sets  $F_0, F_1, \dots, F_K \subseteq \mathcal{N}_f(\mathcal{S})$ , it is sufficient to verify that the distribution

$$P(X_0 \in F_0, X_1 \in F_1, \dots, X_K \in F_K) \quad (17)$$

is equal to the integral

$$\int_{F_K} \dots \int_{F_1} \int_{F_0} \binom{\sum_{k=0}^K N_k}{N_0, N_1, \dots, N_K} f\left(\bigcup_{k=0}^K S_k \times \{k\}\right) \mu_f(dS_0) \mu_f(dS_1) \dots \mu_f(dS_K),$$

where  $f$  is the density of the base process  $\tilde{X}$  wrt to  $\tilde{\mu}_f$ , the counting-scattering measure constructed from the product of  $\mu$  with the counting measure:

$$\tilde{\mu}_f(\tilde{F}) = \sum_{n \geq 0} \int_{\mathcal{S}^n} \sum_{\mathbf{c} \in \{0, 1, \dots, K\}^n} \mathbb{1}_{\tilde{F}}(\{(s_1, c_1), \dots, (s_n, c_n)\}) \mu(ds_1) \dots \mu(ds_n).$$

The result can then be extended from rectangle sets to any set in the product  $\sigma$ -field of  $X_0, X_1, \dots, X_K$  by the  $\pi$ - $\lambda$  Theorem [Durrett, 2019, Theorem A.1.4].

We first transform equation (17) into a statement  $P(\tilde{X} \in \tilde{F})$  about the distribution of the base point process for some carefully chosen  $\tilde{F} \subseteq \mathcal{N}_f(\mathcal{S} \times \{0, 1, \dots, K\})$ . For all  $k = 0, 1, \dots, K$ , we need to have  $\tilde{X} \cap \{\mathcal{S} \times \{k\}\} = S_k \times \{k\}$  for some finite set  $S_k \in F_k$ . Equivalently, it means that for

$$\tilde{F} := \left\{ \bigcup_{k=0}^K S_k \times \{k\} : S_k \in F_k, k = 0, 1, \dots, K \right\}, \quad (18)$$

we have  $\tilde{X} \in \tilde{F} \Leftrightarrow X_0 \in F_0, X_1 \in F_1, \dots, X_K \in F_K$ .

By definition of  $f$ , we have

$$P(\tilde{X} \in \tilde{F}) = \int \mathbb{1}_{\tilde{F}}(\tilde{S}) f(\tilde{S}) \mu_f(d\tilde{S})$$

which, for the partition  $\tilde{\mathcal{S}}_0 = \mathcal{S} \times \{0\}, \tilde{\mathcal{S}}_1 = \mathcal{S} \times \{1\}, \dots, \tilde{\mathcal{S}}_K = \mathcal{S} \times \{K\}$ , can be decomposed as

$$\int_{\mathcal{N}_f(\tilde{\mathcal{S}}_K)} \cdots \int_{\mathcal{N}_f(\tilde{\mathcal{S}}_1)} \int_{\mathcal{N}_f(\tilde{\mathcal{S}}_0)} \binom{\sum_{k=0}^K N_k}{N_0, N_1, \dots, N_K} \mathbb{1}_{\tilde{F}} \left( \bigcup_{k=0}^K \tilde{\mathcal{S}}_k \right) f \left( \bigcup_{k=0}^K \tilde{\mathcal{S}}_k \right) \tilde{\mu}_f(d\tilde{\mathcal{S}}_0) \tilde{\mu}_f(d\tilde{\mathcal{S}}_1) \cdots \tilde{\mu}_f(d\tilde{\mathcal{S}}_K) \quad (19)$$

according to Lemma 1.

Now, it is easy to verify that an integral over the set of finite subsets of  $\tilde{\mathcal{S}}_k = \mathcal{S} \times \{k\}$  for any fixed  $k = 0, 1, \dots, K$  can be expressed as an integral over  $\mathcal{N}_f(\mathcal{S})$  as

$$\int_{\mathcal{N}_f(\tilde{\mathcal{S}}_k)} h(\tilde{\mathcal{S}}_k) \tilde{\mu}_f(d\tilde{\mathcal{S}}_k) = \int h(\mathcal{S}_k \times \{k\}) \mu_f(d\mathcal{S}_k)$$

for any integrable  $h$ , where  $\mu_f$  is the counting-scattering measure over subsets of  $\mathcal{S}$ . Applying this fact to equation (19), we obtain

$$P(\tilde{X} \in \tilde{F}) = \int \binom{\sum_{k=0}^K N_k}{N_0, N_1, \dots, N_K} \mathbb{1}_{\tilde{F}} \left( \bigcup_{k=0}^K \mathcal{S}_k \times \{k\} \right) f \left( \bigcup_{k=0}^K \mathcal{S}_k \times \{k\} \right) \mu_f(d\mathcal{S}_0) \mu_f(d\mathcal{S}_1) \cdots \mu_f(d\mathcal{S}_K). \quad (20)$$

Finally, per definition (18), we have that  $\bigcup_{k=0}^K \mathcal{S}_k \times \{k\}$  will be in  $\tilde{F}$  iff  $\mathcal{S}_k \in F_k$  for all  $k = 0, 1, \dots, K$ . Substituting  $\mathbb{1}_{F_0 \times F_1 \times \cdots \times F_K}(\mathcal{S}_0, \mathcal{S}_1, \dots, \mathcal{S}_K)$  for  $\mathbb{1}_{\tilde{F}}(\bigcup_{k=0}^K \mathcal{S}_k \times \{k\})$  in (20) completes the proof.  $\square$

## B Validity of Algorithm 1

In this section, we demonstrate the equivalence between the marginal distribution of observed locations in  $\mathcal{S}$  implied by Algorithm 1 and the Cox process of Definition 1. The starting point is the density (10) of  $\tilde{X}_0, \tilde{X}_1$  which are respectively the thinned and observed point processes with values in  $\mathcal{N}_f(\mathcal{S} \times \mathbb{R})$ . We will use  $X_1$  to denote the observed locations without the Gaussian process marks.

We need to express the distribution  $P(X_1 \in F)$  for some arbitrary  $F \subseteq \mathcal{N}_f(\mathcal{S})$  in terms of the joint distribution of  $\tilde{X}_0, \tilde{X}_1$ . The thinned locations can take any value but the observed locations along with GP marks need be in a set  $\tilde{F}$  comprised of any finite set  $\{(x_1, g_1), \dots, (x_n, g_n)\}$  such that  $\{x_1, \dots, x_n\} \in F$  and  $(g_1, \dots, g_n) \in \mathbb{R}^n$ . We are looking for

$$\begin{aligned} P(X_1 \in F) &= P(\tilde{X}_0 \in \mathcal{N}_f(\mathcal{S} \times \mathbb{R}), \tilde{X}_1 \in \tilde{F}) \\ &= \sum_{n_1 \geq 0} \sum_{n_0 \geq 0} \int_{\mathcal{S}^{n_1}} \int_{\mathcal{S}^{n_0}} \mathbb{1}_F(\{(x_{1,1}, \dots, x_{1,n_1})\}) \frac{\exp(-\lambda|\mathcal{S}|) \lambda^{n_0+n_1}}{n_0! n_1!} \\ &\quad \int_{\mathbb{R}^{n_1}} \int_{\mathbb{R}^{n_0}} \mathcal{N}(\tilde{g}_0, \tilde{g}_1 | 0, \Sigma(\tilde{x}_0, \tilde{x}_1)) \prod_{i=1}^{n_0} \{1 - \text{expit}(g_{0,i})\} \\ &\quad \prod_{j=1}^{n_1} \text{expit}(g_{1,j}) d\tilde{g}_0 d\tilde{g}_1 d\tilde{x}_0 d\tilde{x}_1. \end{aligned} \quad (21)$$

Importantly, we used the fact that

$$\mathbb{1}_{\tilde{F}}(\{(x_{1,1}, g_{1,1}), \dots, (x_{1,n_1}, g_{1,n_1})\}) = \mathbb{1}_F(\{x_{1,1}, \dots, x_{1,n_1}\})$$

since, by definition of  $\tilde{F}$ , it only matters that locations  $\{x_{1,1}, \dots, x_{1,n_1}\}$  are in  $F$ ; the GP marks can take any values.

Using the defining property of Gaussian processes, we can replace the integral over  $\mathbb{R}^{n_0+n_1}$  in (21) by the expectation

$$E \left[ \prod_{i=1}^{n_0} \{1 - \text{expit}(g(x_{0,i}))\} \prod_{j=1}^{n_1} \text{expit}(g(x_{1,j})) \right]$$

with  $g \sim \text{GP}(0, C(\cdot, \cdot))$ .

By Fubini's theorem for positive functions, we can relegate this expectation to the outside and choose to first compute the integral over the thinned locations:

$$\sum_{n_0 \geq 0} \int_{\mathcal{S}^{n_0}} \frac{\lambda^{n_0}}{n_0!} \prod_{i=1}^{n_0} \{1 - \text{expit}(g(x_{0,i}))\} d\tilde{x}_0 = \exp\left(\lambda \int_{\mathcal{S}} 1 - \text{expit}(g(s)) ds\right).$$

Returning to equation (21), we are left with

$$P(X_1 \in F) = E\left[\sum_{n_1 \geq 0} \int_{\mathcal{S}^{n_1}} \mathbb{1}_F(\{x_{1,1}, \dots, x_{1,n_1}\}) \frac{\exp(-\lambda \int \text{expit}(g(s)) ds) \lambda^{n_1}}{n_1!} \prod_{j=1}^{n_1} \text{expit}(g(x_{1,j})) d\tilde{x}_1\right].$$

This is what we set out to prove as the above equation is simply the expectation over the GP function  $g$  of the PPP( $\lambda \text{expit}(g(\cdot))$ ) distribution and this is the marginal implied by Definition 1.

### C Conceptual Mistake in Rao et al. [2017, Section 7.1]

The thinning algorithm proposed by Rao et al. [2017, Section 7.1] (see Section 4 in the main text) does not simulate from the distribution (described in (11)) of thinned locations  $\tilde{X}_0$  conditional on observed points  $\tilde{X}_1$ . To see this, we consider the simplest counterexample.

Consider the absurd but nevertheless valid situation where the observed point process is empty, i.e.  $\tilde{X}_1 = \emptyset$ . Under these circumstances, there are no observed GP values to condition on in step (b) and therefore the marks are distributed in accordance with the random field  $g \sim \text{GP}(0, C(\cdot, \cdot))$ . Because of symmetry, we could replace  $1 - \text{expit}(g(x)) = \text{expit}(-g(x))$  by  $\text{expit}(g(x))$  in step (c). Effectively, this is equivalent to Algorithm 1; according to the procedure in Rao et al. [2017], the distribution of  $\tilde{X}_0 | \tilde{X}_1 = \emptyset$  is the same as the marginal implied by the SGCP for the observed point process.

Now we could ask: what is the probability of observing  $\tilde{X}_0 = \emptyset$  given that  $\tilde{X}_1 = \emptyset$ ? If the procedure outlined above is valid, it would mean

$$\frac{f(\emptyset, \emptyset)}{\int f(\tilde{S}_0, \emptyset) \mu_f(d\tilde{S}_0)} = \int f(\tilde{S}_0, \emptyset) \mu_f(d\tilde{S}_0). \quad (22)$$

In this last expression,  $f(\emptyset, \emptyset)$  is the joint density (10) of  $\tilde{X}_0, \tilde{X}_1$  evaluated at empty sets and the integral is the marginal probability of being empty under the SGCP. We demonstrate that equality (22) does not hold.

The RHS (and denominator on the LHS) of equation (22) has the form

$$\sum_{n_0 \geq 0} \frac{\exp(-\lambda |\mathcal{S}|) \lambda^{n_0}}{n_0!} \int_{\mathcal{S}^{n_0}} \int_{\mathbb{R}^{n_0}} \mathcal{N}(\tilde{g}_0 | 0, \Sigma(\tilde{x}_0)) \prod_{i=1}^{n_0} \{1 - \text{expit}(g_{0,i})\} d\tilde{g}_0 d\tilde{x}_0$$

which by the defining property of the GP  $g$  is equivalent to

$$\sum_{n_0 \geq 0} \frac{\exp(-\lambda |\mathcal{S}|) \lambda^{n_0}}{n_0!} \int_{\mathcal{S}^{n_0}} E\left[\prod_{i=1}^{n_0} \{1 - \text{expit}(g(x_{0,i}))\}\right] d\tilde{x}_0.$$

Again, by virtue of Fubini's theorem, we can pull the expectation to the outside and first compute the integral over the thinned point process in  $\mathcal{S}$ :

$$\begin{aligned} E\left[\sum_{n_0 \geq 0} \frac{\exp(-\lambda |\mathcal{S}|) \lambda^{n_0}}{n_0!} \left\{\int_{\mathcal{S}} 1 - \text{expit}(g(x)) dx\right\}^{n_0}\right] &= E\left[\exp\left(-\lambda \left\{|\mathcal{S}| - \int_{\mathcal{S}} 1 - \text{expit}(g(x)) dx\right\}\right)\right] \\ &= E\left[\exp\left(-\lambda \int_{\mathcal{S}} \text{expit}(g(x)) dx\right)\right], \end{aligned}$$

where we used the series representation of the exponential function. We can then bound this last expression below by using Jensen's inequality for convex functions; for the marginal probability of observing the empty set, we have

$$\int f(\tilde{S}_0, \emptyset) \mu_f(d\tilde{S}_0) = E\left[\exp\left(-\lambda \int_{\mathcal{S}} \text{expit}(g(x)) dx\right)\right] > \exp\left(E\left[-\lambda \int_{\mathcal{S}} \text{expit}(g(x)) dx\right]\right), \quad (23)$$



provided  $\int_{\mathcal{S}} \text{expit}(g(x))dx$  is not almost surely equal to a constant.

The expectation inside the exponential can be computed using symmetry arguments. First, since  $g$  is a zero mean Gaussian random field, it has the same distribution as  $-g$  and therefore

$$E\left[-\lambda \int_{\mathcal{S}} \text{expit}(g(x))dx\right] = E\left[-\lambda \int_{\mathcal{S}} \text{expit}(-g(x))dx\right]. \quad (24)$$

Moreover, because  $\text{expit}(-g(x))$  is simply  $1 - \text{expit}(g(x))$ , we have

$$E\left[-\lambda \int_{\mathcal{S}} \text{expit}(g(x))dx\right] + E\left[-\lambda \int_{\mathcal{S}} \text{expit}(-g(x))dx\right] = -\lambda|\mathcal{S}|. \quad (25)$$

From (24) and (25), we deduce

$$E\left[-\lambda \int_{\mathcal{S}} \text{expit}(g(x))dx\right] = \frac{-\lambda|\mathcal{S}|}{2}.$$

One one hand, we have from (23) that

$$\int f(\tilde{S}_0, \emptyset) \mu_f(d\tilde{S}_0) > \exp(-\lambda|\mathcal{S}|/2)$$

and on the other hand we know from evaluating the density in (10) that  $f(\emptyset, \emptyset) = \exp(-\lambda|\mathcal{S}|)$  therefore equation (22) should read

$$\frac{f(\emptyset, \emptyset)}{\int f(\tilde{S}_0, \emptyset) \mu_f(d\tilde{S}_0)} < \int f(\tilde{S}_0, \emptyset) \mu_f(d\tilde{S}_0).$$

This is in agreement with the intuition in the main text: the probability of the thinned locations being empty given that the observed point process is empty should be lower than under the marginal distribution of the thinned locations.

## D Matern Type III Process

In their article, Rao et al. [2017] showcase another use of data augmentation in the context of Bayesian inference for point processes. The model they discuss is the Matern type III process, the last of the three repulsive processes described in Matérn [1960]. In their basic form, the Matern processes do not allow points to fall within a distance  $R$  of one another which leads to regular or underdispersed realizations. Each one is described by a thinning procedure applied to a base PPP.

We focus on the type III process as it has a tractable distribution for the thinned locations conditional on the observed points. This is one of the main result in Rao et al. [2017]; we rederive it here using the theory developed in Sections 2 and 3 in order to illustrate how the colouring theorem streamlines some of the intricate details involved.

The thinning procedure involved in generating a Matern type III process proceeds as follows. First, we simulate a homogeneous PPP of intensity  $\lambda > 0$  on  $\mathcal{S}$ . Then, each point is independently assigned a time mark from the uniform distribution on  $[0, 1]$ . In the product space representation, this amounts to a homogeneous PPP on  $\mathcal{S} \times [0, 1]$  with intensity  $\lambda$ . Finally, browsing through the points in order of time, each point is thinned if it lies within a radius  $R$  of an earlier non-deleted point. This time, the base point process is indeed Poisson, but the locations are not independently thinned. This is why we need a general version of the colouring theorem such as the one stated in Section 3.2.

Now, the fact that  $\mathcal{S}$  is bounded entails edge effects; those points near the border have less space around them and are therefore overall less likely to be thinned. In practice, we observe points in an arbitrary bounded window contained in a larger, conceptually unbounded, space where the process still unfolds; there is no magical border that would prevent a point in  $\mathcal{S}$  to be thinned by a location outside of it.

In the case of the Matern type III process, there is no easy fix to this phenomenon as the distance at which points can interact is unbounded. For example, a point near the border of  $\mathcal{S}$  could be thinned by an outside point within radius  $R$  of it, but only if this point had not been thinned itself by another within distance  $R$  and so on. Perfect simulation algorithms (without edge effects) of the Matern type III process and other details are discussed in Møller et al. [2010]. We however focus on the simplistic case as it is set up in Huber and Wolpert [2009] and Rao et al. [2017] in order to demonstrate the results therein as particular applications of the colouring theorem.

We proceed exactly as in Section 4 for the SGCD; this approach applies in general to any thinning procedure over any FPP with a known density including the other two types of Matern processes. We start by deriving the density of the base,  $\{0, 1\}$  marked point process from the generative procedure. From it, we obtain the joint density for the thinned

and observed point process by applying Theorem 1. Once we have the proper joint density, we can discuss conditional and marginal densities without any ambiguity by using standard definitions.

The generative procedure of the discretely marked point process corresponding to Matern type III thinning can be condensed into the following two steps.

1. Simulate a homogeneous PPP  $\tilde{X}$  with intensity  $\lambda$  over  $\mathcal{S} \times [0, 1]$ ,
2. Cycling through all the points  $(s, t) \in \tilde{X}$  in order of time, assign label  $c = 0$  (thinned) to  $(s, t)$  if it lies within a radius  $R$  of an earlier point that was not thinned. Otherwise,  $c = 1$  (observed).

The density of the (univariate) FPP over  $\mathcal{S} \times [0, 1] \times \{0, 1\}$  implied by the above procedure is the product of a homogenous PPP density with the proper scattering distribution  $\pi_n(c_1, \dots, c_n | s_1, t_1, \dots, s_n, t_n)$  for some  $n \geq 1$  with  $(c_1, \dots, c_n) \in \{0, 1\}^n$ . This latter function accounts for how points in  $\mathcal{S} \times [0, 1]$  are assigned the label 0 (thinned) or 1 (observed); those are allocated sequentially in order of time in a deterministic fashion. Consider the permutation  $\sigma$  in which times are sorted in strictly ascending order, that is  $t_{\sigma(1)} < t_{\sigma(2)} < \dots < t_{\sigma(n)}$ . Browsing through the points in  $\sigma$  order, the  $i^{\text{th}}$  point is kept ( $c_{\sigma(i)} = 1$ ) if

$$\prod_{j=1}^{i-1} \{1 - \mathbb{1}(\|s_{\sigma(i)} - s_{\sigma(j)}\| < R)\}^{c_{\sigma(j)}} = 1,$$

where the exponent  $c_{\sigma(j)}$  accounts for the fact that a point can only be thinned by previous observed points (we use  $0^0 = 1$  as convention). The label scattering distribution can thus be factored in this  $\sigma$  order as

$$\prod_{i=1}^n \left( \left[ 1 - \prod_{j=1}^{i-1} \{1 - \mathbb{1}(\|s_{\sigma(i)} - s_{\sigma(j)}\| < R)\}^{c_{\sigma(j)}} \right]^{1-c_{\sigma(i)}} \left[ \prod_{j=1}^{i-1} \{1 - \mathbb{1}(\|s_{\sigma(i)} - s_{\sigma(j)}\| < R)\}^{c_{\sigma(j)}} \right]^{c_{\sigma(i)}} \right). \quad (26)$$

The value of this density whenever such an order  $\sigma$  cannot be defined (in the case of ties) is irrelevant because the dominating measure allocates zero mass to such cases.

Defining the label scattering distribution in terms of ascending time order is most intuitive given the particular generative procedure of the Matern type III process. However, working with the global ordering  $\sigma$  is impeding when our goal is to discuss the thinned and observed point process separately. We aim for an equivalent form of equation (26) that can be evaluated in any order.

We follow Rao et al. [2017] in defining the shadow  $\mathcal{H}(s, t, s^*, t^*)$  of a location  $(s^*, t^*) \in \mathcal{S} \times [0, 1]$  at another location  $(s, t)$  as the function that takes value 1 if  $(s, t)$  would be thinned by  $(s^*, t^*)$  and 0 otherwise:

$$\mathcal{H}(s, t, s^*, t^*) = \mathbb{1}(t > t^*) \mathbb{1}(\|s - s^*\| < R). \quad (27)$$

Note that a point does not lie in its own shadow. Using this higher level concept, we can now let the inner most products in expression (26) run over all points (instead of only those that precede  $i$  in  $\sigma$  order) and let the first indicator function in (27) insure that latter points do not contribute in determining the thinning configuration of earlier points:

$$\prod_{i=1}^n \left( \left[ 1 - \prod_{j=1}^n \{1 - \mathcal{H}(s_i, t_i, s_j, t_j)\}^{c_j} \right]^{1-c_i} \left[ \prod_{j=1}^n \{1 - \mathcal{H}(s_i, t_i, s_j, t_j)\}^{c_j} \right]^{c_i} \right). \quad (28)$$

Since the thinning indicators are now evaluated for every pair of points, it does not matter in which order we compute each product, hence why we removed any mention of  $\sigma$ .

As it stands, the procedure for thinning the homogeneous PPP on  $\mathcal{S} \times [0, 1]$  operates in a deterministic fashion: we can rule exactly which points are to be labeled as thinned or observed from the locations and times. One of the most interesting contribution of Rao et al. [2017] is to extend the Matern Type III process to probabilistic thinning. This can be achieved by replacing the second indicator in (27) by a  $[0, 1]$  valued kernel  $K(\cdot; s^*)$  centered at  $s^*$ . Location  $(s, t)$  shall be thinned by  $(s^*, t^*)$  with probability

$$\mathcal{H}(s, t, s^*, t^*) = \mathbb{1}(t > t^*) K(s; s^*).$$

Now each previously unthinned location  $s^*$  has a chance to thin a point at  $s$ , but there is no guarantee even if the two are very close.

We can consider the deterministic version as a special case of the probabilistic one. The beautiful thing about this generalization is that it does not change the form of the label scattering distribution in (28) and every result in what follows can be expressed in terms of the  $[0, 1]$  valued shadow function  $\mathcal{H}$ , however we choose to define it. Various other extensions can also readily be handled such as location dependent and/or random radius  $R$ , but we stay clear of those for simplicity.

In any case, with the proper expression for the scattering PMF of the thinned ( $c = 0$ ) and observed ( $c = 1$ ) labels (conditional on locations and times) we can now write the overall density of the base,  $\{0, 1\}$  marked point process as

$$\begin{aligned} f(\{(x_1, t_1, c_1), \dots, (x_n, t_n, c_n)\}) &= p_n \pi_n(x_1, \dots, x_n) \pi_n(t_1, \dots, t_n) \\ &\quad * \pi_n(c_1, \dots, c_n | x_1, t_1, \dots, x_n, t_n) \\ &= \frac{\exp(-\lambda|\mathcal{S}|) \lambda^n}{n!} \prod_{i=1}^n \left( \left[ 1 - \prod_{j=1}^n \{1 - \mathcal{H}(s_i, t_i, s_j, t_j)\}^{c_j} \right]^{1-c_i} \right. \\ &\quad \left. \left[ \prod_{j=1}^n \{1 - \mathcal{H}(s_i, t_i, s_j, t_j)\}^{c_j} \right]^{c_i} \right). \end{aligned}$$

This is the density of the point process consisting of locations, times and thinning labels.

Now, let  $\tilde{X}_0$  represent the thinned physical locations along with time stamps and let  $\tilde{X}_1$  be its observed counterpart. Together, they form a multitype point process over  $\mathcal{S} \times [0, 1]$ . From Theorem 1, the joint density of  $\tilde{X}_0, \tilde{X}_1$  is the density of the marked point process evaluated at the proper thinning labels times a combinatorial factor:

$$\begin{aligned} f(\tilde{S}_0, \tilde{S}_1) &= \frac{\exp(-\lambda|\mathcal{S}|) \lambda^{n_0+n_1}}{n_0! n_1!} \prod_{i=1}^{n_0} \left[ 1 - \prod_{j=1}^{n_1} \{1 - \mathcal{H}(s_{0,i}, t_{0,i}, s_{1,j}, t_{1,j})\} \right] \\ &\quad \prod_{i=1}^{n_1} \prod_{j=1}^{n_1} \{1 - \mathcal{H}(s_{1,i}, t_{1,i}, s_{1,j}, t_{1,j})\} \\ &\equiv \frac{\exp(-\lambda|\mathcal{S}|) \lambda^{n_0+n_1}}{n_0! n_1!} \prod_{i=1}^{n_0} h(s_{0,i}, t_{0,i}; \tilde{S}_1) \prod_{i=1}^{n_1} \{1 - h(s_{1,i}, t_{1,i}; \tilde{S}_1)\} \end{aligned} \quad (29)$$

where  $\tilde{S}_k = \{(s_{k,1}, t_{k,1}) \dots (s_{k,n_k}, t_{k,n_k})\}$  are finite subsets of  $\mathcal{S} \times [0, 1]$  ( $k = 0, 1$ ). In the last equality, we introduce the compact notation  $h(s, t; \tilde{S}_1) = 1 - \prod_{j=1}^{n_1} \{1 - \mathcal{H}(s, t, s_{1,j}, t_{1,j})\}$ . This function maps each location in  $\mathcal{S} \times [0, 1]$  to a probability in  $[0, 1]$  and can be understood as the shadow of all observed locations taken together.

We can compare this joint density with the marginal for the observed points. The likelihood of the observed locations and times was first derived in Huber and Wolpert [2009, Theorem 2.1] for the Matern type III process. In their article, they use an intricate accept-reject construction of this process to demonstrate this theorem. We can recover their result by integrating out the thinned point process from the joint density using elementary calculations:

$$\begin{aligned} f(\tilde{S}_1) &= \int_{\mathcal{N}_f(\mathcal{S} \times [0, 1])} f(\tilde{S}_0, \tilde{S}_1) \mu_f(d\tilde{S}_0) \\ &= \sum_{n_0 \geq 0} \int_{\{\mathcal{S} \times [0, 1]\}^{n_0}} f(\{(s_1, t_1), \dots, (s_{n_0}, t_{n_0})\}, \tilde{S}_1) ds_1 dt_1 \dots ds_{n_0} dt_{n_0} \\ &= \frac{\exp(-\lambda|\mathcal{S}|) \lambda^{n_1}}{n_1!} \prod_{i=1}^{n_1} \{1 - h(s_{1,i}, t_{1,i}; \tilde{S}_1)\} \sum_{n_0 \geq 0} \frac{\lambda^{n_0}}{n_0!} \left\{ \int_{\mathcal{S} \times [0, 1]} h(s, t; \tilde{S}_1) ds dt \right\}^{n_0} \\ &= \frac{\exp(-\lambda \int \{1 - h(s, t; \tilde{S}_1)\} ds dt) \lambda^{n_1}}{n_1!} \prod_{i=1}^{n_1} \{1 - h(s_{1,i}, t_{1,i}; \tilde{S}_1)\}. \end{aligned} \quad (30)$$

In the last equality, we use the power series representation of the exponential and the fact that  $|\mathcal{S}| = \int ds dt$ . This is reminiscent of a PPP density, but it is far from the case as  $h(\cdot, \cdot; \tilde{S}_1)$  is a function of each and every location. Just like the PPP density however, this last expression (30) involves the integral of the shadow function which itself depends on model parameters such as the radius of thinning  $R$  in the deterministic version. In contrast, the joint distribution (29) is better conditioned for inference.

Now, let us assume that time marks are available at the observed locations in  $\mathcal{S}$  and we wish to instantiate the thinned point process  $\tilde{X}_0$  conditional on  $\tilde{X}_1$  in a data augmentation step. This could be useful for inference schemes where

other quantities of interest can be updated elsewhere such as a Gibbs sampling algorithm. In the case of the Matern type III process, this conditional distribution corresponds to that of a PPP: with the observed locations fixed, the thinned locations do not interact with one another as noted in Rao et al. [2017]. This fact can be easily verified by noting that this conditional density is proportional (as a function of  $\tilde{S}_0$ ) to the joint of  $\tilde{X}_0, \tilde{X}_1$ :

$$f(\tilde{S}_0|\tilde{S}_1) \propto f(\tilde{S}_0, \tilde{S}_1) \propto \frac{\lambda^{n_o}}{n_o!} \prod_{i=1}^{n_o} h(s_{0,i}, t_{0,i}; \tilde{S}_1). \quad (31)$$

With  $\tilde{S}_1$  fixed, we can see that the density in (31) is simply, up to a normalizing constant, that of a non-homogeneous PPP over  $\mathcal{S} \times [0, 1]$  with intensity  $\lambda h(s, t; \tilde{S}_1)$  (recall the form of the PPP density in equation (5)). One can use a Metropolis-Hastings based algorithm to sample from this conditional, but a perfect simulation of (31) can be obtained more efficiently by using the thinning procedure of Lewis and Shedler [1979].

The same result is obtained by using the standard definition  $f(\tilde{S}_0|\tilde{S}_1) = f(\tilde{S}_0, \tilde{S}_1)/f(\tilde{S}_1)$  which is how Rao et al. [2017] reach the same conclusion. To them however, the joint density of  $\tilde{S}_0, \tilde{S}_1$  is the same thing as the density of the base,  $\{0, 1\}$  marked point process. However, this is only true for the particular choice of dominating measure they use (see Remark 1) and it is unclear whether the authors are aware of that. For example, the proof they provide would have led to an incoherent result had they used the unit rate PPP distribution as a dominating measure. Nevertheless, the approach we showcase here of working with the joint density gives a principled way of discussing conditional and marginal densities.

## References

- Ryan Prescott Adams, Iain Murray, and David JC MacKay. Tractable nonparametric Bayesian inference in Poisson processes with Gaussian process intensities. In *Proceedings of the 26th Annual International Conference on Machine Learning*, pages 9–16, 2009.
- Gutti Jogesh Babu and Eric D Feigelson. Spatial point processes in astronomy. *Journal of statistical planning and inference*, 50(3):311–326, 1996.
- Adrian J Baddeley, Jesper Møller, and Rasmus Waagepetersen. Non-and semi-parametric estimation of interaction in inhomogeneous point patterns. *Statistica Neerlandica*, 54(3):329–350, 2000.
- Alexandros Beskos, Omiros Papaspiliopoulos, and Gareth O Roberts. Retrospective exact simulation of diffusion sample paths with applications. *Bernoulli*, 12(6):1077–1098, 2006.
- Anders Brix and Jesper Moller. Space-time multi type log Gaussian Cox processes with a view to modelling weeds. *Scandinavian Journal of Statistics*, 28(3):471–488, 2001.
- David R Cox. Some statistical methods connected with series of events. *Journal of the Royal Statistical Society: Series B (Methodological)*, 17(2):129–157, 1955.
- D. Daley and David Vere-Jones. *An introduction to the theory of point processes. Vol. I: Elementary theory and methods. 2nd ed.* Springer, 2003.
- Rick Durrett. *Probability: Theory and Examples*, volume 49. Cambridge university press, 2019.
- Maurizio Filippone, Mingjun Zhong, and Mark Girolami. A comparative evaluation of stochastic-based inference methods for Gaussian process models. *Machine Learning*, 93(1):93–114, 2013.
- Alan E Gelfand, Alexandra M Schmidt, Sudipto Banerjee, and CF Sirmans. Nonstationary multivariate process modeling through spatially varying coregionalization. *Test*, 13(2):263–312, 2004.
- Alan E Gelfand, Sudipto Banerjee, and Dani Gamerman. Spatial process modelling for univariate and multivariate dynamic spatial data. *Environmetrics: The official journal of the International Environmetrics Society*, 16(5):465–479, 2005.
- Marc G Genton and William Kleiber. Cross-covariance functions for multivariate geostatistics. *Statistical Science*, 30(2):147–163, 2015.
- Douglas James Gerrard. *Competition quotient: a new measure of the competition affecting individual forest trees.* Research Bulletin 20, Agricultural Experiment Station, Michigan State University, Lansing, 1969.
- Charles J Geyer and Jesper Møller. Simulation procedures and likelihood inference for spatial point processes. *Scandinavian journal of statistics*, pages 359–373, 1994.
- Flávio B Gonçalves and Dani Gamerman. Exact Bayesian inference in spatiotemporal Cox processes driven by multivariate Gaussian processes. *Journal of the Royal Statistical Society: Series B (Statistical Methodology)*, 80(1):157–175, 2018.

- Peter J Green. Reversible jump Markov chain Monte Carlo computation and Bayesian model determination. *Biometrika*, 82(4):711–732, 1995.
- James Hensman, Alexander G Matthews, Maurizio Filippone, and Zoubin Ghahramani. MCMC for variationally sparse Gaussian processes. In *Advances in Neural Information Processing Systems*, volume 28. Curran Associates, Inc., 2015.
- Mark L Huber and Robert L Wolpert. Likelihood-based inference for Matérn type-III repulsive point processes. *Advances in Applied Probability*, 41(4):958–977, 2009.
- Valerie Isham. Spatial point process models. In *Handbook of spatial statistics*. CRC press, 2010.
- Lajos Jánossy. On the absorption of a nucleon cascade. In *Proceedings of the Royal Irish Academy. Section A: Mathematical and Physical Sciences*, volume 53, pages 181–188. JSTOR, 1950.
- Jian Kang, Thomas E Nichols, Tor D Wager, and Timothy D Johnson. A bayesian hierarchical spatial point process model for multi-type neuroimaging meta-analysis. *The annals of applied statistics*, 8(3):1800, 2014.
- John Frank Charles Kingman. *Poisson Processes*. Oxford studies in probability. Oxford University Press, 1992.
- Athanasios Kottas and Bruno Sansó. Bayesian mixture modeling for spatial Poisson process intensities, with applications to extreme value analysis. *Journal of Statistical Planning and Inference*, 137(10):3151–3163, 2007.
- PA W Lewis and Gerald S Shedler. Simulation of nonhomogeneous Poisson processes by thinning. *Naval research logistics quarterly*, 26(3):403–413, 1979.
- Bertil Matérn. Spatial variation. *Medd. Stats Skogsforskinst.*, 49(5), 1960.
- Jesper Møller and Rasmus Plenge Waagepetersen. *Statistical Inference and Simulation for Spatial Point Processes*. CRC Press, 2003.
- Jesper Møller, Anne Randi Syversveen, and Rasmus Plenge Waagepetersen. Log Gaussian Cox processes. *Scandinavian journal of statistics*, 25(3):451–482, 1998.
- Jesper Møller, Mark L Huber, and Robert L Wolpert. Perfect simulation and moment properties for the Matérn type III process. *Stochastic Processes and their Applications*, 120(11):2142–2158, 2010.
- Iain Murray and Ryan P Adams. Slice sampling covariance hyperparameters of latent Gaussian models. In *Advances in Neural Information Processing Systems*, volume 23. Curran Associates, Inc., 2010.
- Yosihiko Ogata. Space-time point-process models for earthquake occurrences. *Annals of the Institute of Statistical Mathematics*, 50(2):379–402, 1998.
- Omiros Papaspiliopoulos and Gareth O Roberts. Retrospective Markov chain Monte Carlo methods for Dirichlet process hierarchical models. *Biometrika*, 95(1):169–186, 2008.
- Vinayak Rao, Ryan P Adams, and David D Dunson. Bayesian inference for Matérn repulsive processes. *Journal of the Royal Statistical Society: Series B (Statistical Methodology)*, 79(3):877–897, 2017.
- Alexandra M Schmidt and Alan E Gelfand. A Bayesian coregionalization approach for multivariate pollutant data. *Journal of Geophysical Research: Atmospheres*, 108(D24), 2003.
- Shinichiro Shirota and Sudipto Banerjee. Scalable inference for space-time Gaussian Cox processes. *Journal of Time Series Analysis*, 40(3):269–287, 2019.
- Maria Nicolette Margaretha van Lieshout. *Theory of Spatial Statistics: A Concise Introduction*. Chapman and Hall/CRC, 2019.
- Rasmus Waagepetersen, Yongtao Guan, Abdollah Jalilian, and Jorge Mateu. Analysis of multispecies point patterns by using multivariate log-Gaussian Cox processes. *Journal of the Royal Statistical Society: Series C (Applied Statistics)*, 65(1):77–96, 2016.
- Robert L Wolpert and Katja Ickstadt. Poisson/gamma random field models for spatial statistics. *Biometrika*, 85(2): 251–267, 1998.
- Tonglin Zhang. On independence and separability between points and marks of marked point processes. *Statistica Sinica*, pages 207–227, 2017.