

Personalized Execution Time Optimization for the Scheduled Jobs

Yang Liu, Juan Wang, Zhengxing Chen, Ian Fox, Imani Mufti,
Jason Sukumaran, Baokun He, Xiling Sun, Feng Liang
Meta

Menlo Park, California, USA

{yliu9,juanw,czxttkl,ifox,imanimufti,jsukumaran,baokunhe,xlsun,liangfeng}@fb.com

ABSTRACT

Scheduled batch jobs have been widely used on the asynchronous computing platforms to execute various enterprise applications, including the scheduled notifications and the candidate computation for the modern recommender systems. It is important to deliver or update the information to the users at the right time to maintain the user experience and the execution impact. However, it is challenging to provide a versatile execution time optimization solution for the user-basis scheduled jobs to satisfy various product scenarios while maintaining reasonable infrastructure resource consumption. In this paper, we describe how we apply a pointwise learning-to-rank approach plus a “best time policy” in the best time selection. In addition, we propose a value model approach to efficiently leverage multiple streams of user activity signals in our scheduling decisions of the execution time. Our optimization approach has been successfully tested with production traffic that serves billions of users per day, with statistically significant improvements in various product metrics, including the notifications and content candidate generation. To the best of our knowledge, our study represents the first ML-based multi-tenant solution to the execution time optimization problem for the scheduled jobs at a large industrial scale.

CCS CONCEPTS

• **Computing methodologies** → **Supervised learning**; • **Information systems** → **Social networks**.

KEYWORDS

execution time optimization, best time policy, notifications, pre-computation, scheduled job, learning-to-rank

1 INTRODUCTION

A job scheduler or task queue system has largely been deployed in the modern distributed computing architectures to ensure the execution and delivery of tasks for billion-scaled volume process requests, including Airbnb Dynein [10], Meta FOQS [22], Google Cloud Task Queue [18], AWS Job Queue EC2 [28]. The advantages of the scheduled tasks on the asynchronous computing architecture include the decoupling from user request, the reduced request latency, the better scalability and management with the rate-limiting, retry, and priority control [18]. The scheduled jobs are particularly suitable for various high complex applications with affordable tolerate delays, such as graph processing [7], notifications [20], video

encoding service [27], and language translation [22]. Those scheduled applications can be personalized and executed at per user basis by providing the user information with its execution timestamps in the task queue via the job scheduler. In social network, it is important to deliver or update information to users at the right time to maintain the user experience and the execution impact. However, no mature personalized execution time optimization solutions for the scheduled jobs have been reported in the industrial applications.

Notifications are important recommendation channels in social network products to deliver information to users and the delivery time has been demonstrated to be an important factor in the delivery process [24] [15]. In the real-world, a user on average receives over 65 notifications per day and almost 50% of notifications have been reported to interrupt the users’ daily work tasks [25]. A wide range of factors has been reported to contribute to the user engagement with notifications, including the device context and status [23], real-time environment [25], and the content relevance of the notifications [21]. Different from the notifications directly triggered by user activities (e.g., direct messages), the notifications for promotional purposes (e.g., suggesting new friends to connect) are generally scheduled in advance [20]. Due to the nature of the scheduled job, the device-level or environment signals cannot be directly used to improve the promotional notifications delivery time.

A successful execution time optimization service not only protects the user experience from interruption by notifications but also improves the execution efficiency by avoiding overwhelming infrastructure resource consumption. The modern recommender system faces a dilemma in how to maintain the timely update and quick response to user actions while consume reasonable infrastructure resource, especially under the exponential growth of massive candidate pools [17]. The periodic candidate generation approach has been widely used in various billion-scale web applications, including LinkedIn [2], YouTube [8], and Amazon [19]. Due to the infrastructure resource constraint, it is challenge to update the candidate generation to users at the right time to reflect the up-to-date information, especially for the large group of non-daily active users. A reinforcement learning approach has been introduced to optimize the personalized number of execution time in the scheduled job to balance daily metrics and resource consumption [20]. Accordingly, the following question is how to define the personalized execution timestamp(s) after the number of execution time is determined in the scheduled job.

In this paper, we frame the execution time optimization as a pointwise learning-to-rank problem to select the best execution

time slots for the scheduled jobs. We encounter three major challenges in the best time selection process. First, as opposed to the traditional learning-to-rank problems, the best time selection problem demonstrates strong dependency and interactions among each ranking objects, *i.e.* the selection of one time slot will largely affect the utility function on the other time slots, similar to the problems in slate ranking [3]. Second, the number of execution time varies a lot in different product use cases (from once per week to 24 daily), which makes it infeasible to implement a generic conditional probability-based approach. We propose a simple yet robust technique termed “best time policy” to solve the best time ranking problem. Third, the single-channel utility function may not fit each use case, especially on the channel-inactive users. We then propose a value model approach to ensemble the user temporal activity signals cross different channels in the best time decision making. We make the following novel contributions in this study:

- Formulate the execution time optimization problem as a pointwise learning-to-rank problem and propose to solve the best time selection for the scheduled jobs with a “best time policy”.
- Propose a value model approach to leverage different user temporal activity signals in the best time decision making process.
- Evaluate our method with production traffic that serves billions of users per day, and demonstrate positive gains in daily metrics in several applications.

To our best knowledge, our work has been the first ML-based algorithm to support the multi-tenant application to solve the execution time optimization problem for the scheduled jobs at a large industrial scale.

2 RELATED WORK

The works relevant to this study come from large-scale server-site social media platform. Pinterest reported a budget pacer to allocate weekly notification budget across days of the week to each user and then scheduled the notification to be delivered at the user’s peak time of the day [32]. Such heuristic rule-based peak time execution time solution can only provide limited time slot (*e.g.* once) per day and thus cannot satisfy business needs to schedule a diverse range of the number of execution time. In addition, the delivery/update of various types of notifications or candidate generation at the same peak time slot will impair the user experience and raise the cannibalization risk. Several studies have been published on the volume or channel selection optimization of LinkedIn notifications [12] and a logistic regression model was proposed to make a send/drop decision for each generated email [13]. However, those studies focus on the delivery phase filtering instead of the execution time optimization in the scheduling-phase. In the candidate computation applications, YouTube reported a batch-oriented precomputation approach to calculate the video recommendations to minimize the serving latency and it updates data sets several times per day to mitigate the delay between the recommendation generation and the recommendation serving [9] [8]. LinkedIn reported a fast OLAP serving system Avatara to provide rich structured data insights to users, which is updated multiple times per day [30]. Unfortunately,

no execution timing strategy have been reported in these enterprise applications.

The learning-to-rank has been widely applied in the information retrieval and other recommender systems [5]. Most of those applications implicitly assume independence in the ranking object relevance and return the top sorted candidates to the users. The diversity issue or the popularity bias has been proposed in the long-tail recommendation to impact the recommendation quality [1] [31]. In addition, a conditional probability distribution approach has been proposed to represent the relation information between ranking objects in the global ranking [26]. The similarity of these learning-to-rank applications is that the ranking decisions result in “one-off” impact on the users and the viewer generally view the ranked results (*e.g.* search ranking) as a whole. In contrast, the best time ranking problem belongs to another ranking problem category, which releases its effect on users in a time-series fashion with strong interaction among ranking objects.

There is relevant branch of research on the notification timing optimization using various heuristic rules [11], supervised learning [24] or reinforcement learning approach [15]. However, these studies focus on the real-time mobile device-site optimization with various device and context signals, and thus they are largely different from our server-site applications which are scheduled in advance (*e.g.* one day ahead of delivery).

3 METHODOLOGY

To start, we formalize the problem of the execution time optimization for the scheduled jobs. Given our formulation, we present a high-performing centralized approach that can scale to hundreds of billions of decisions made per day.

3.1 Problem overview

Given a job that has needs to be executed within a time range, the task of timing optimization for the scheduled jobs is to identify the best N time slots. The best time slots are those that i) optimize product-specific downstream metrics, and ii) minimize infrastructure load to avoid overwhelming the services in the execution phase. For example, when we schedule the promotional notifications, we need to determine the execution timestamps for each user in the task queue so that the notifications are delivered to the users at the right time. The time slots are defined based on the server-site time-zone to be consistent with the server-site logging. In practice, the execution time range and the number of time slots defined in the scheduling request vary significantly (*e.g.* from once per week to up to 24 times daily) among different product use cases. In addition, the number of time slots in the scheduling request can be fixed or personalized value in the same use case [20]. To provide a centralized multi-tenant scheduled jobs optimizer, our solution needs to be highly transparent, stable, and customizable to accommodate significant variation in the execution time optimization problem.

3.2 Best Time Ranking

The optimizer takes as input a scheduling request r , which contains the product use case p , the user u , and the execution time range $[t_{start}, t_{end}]$. To enable our optimizer to handle multiple different problem settings simultaneously, each request also includes both

the number $N_{u,p}$ and the length I of time slots to return. Given I , we can partition the execution time range into a set of contiguous candidate time slots $\mathcal{T} = \{t_1, t_2, \dots, t_k\}$ ($k \geq N$). For simplicity, we assume the $N_{u,p}$ slots returned by the optimizer belong to \mathcal{T} , though the proposed methodologies can be easily applied to a more general space (e.g. infrastructure off-peak hours) with minor modifications.

The request also specifies the prediction metric m to optimize for, and a best time policy π , which is a pre-defined policy that acts on a pointwise time slot ranking to generate a list of execution time as output. This output, \mathcal{T}_e , is returned to the job scheduler and stored in the task queue. To prevent a spike in the infra load during the execution, we generally apply a random delay $\epsilon \in [0, I)$ to the execution time from the optimization service. This results in a uniform distribution of the actual execution timestamps within each time slot.

To generate the pointwise time slot ranking, we create a user temporal activity map $V_{u,m}$, that maps the time slot t to its user-specific predicted value $\bar{m}_{u,t}$. This value is generated by a learned utility function $f_m(u, t)$. These predicted values can be used to directly rank time slots, or multiple relevant values can be combined via a value model to generate a pointwise ranking. From the debuggability and stability consideration (e.g. the periodic model update and effects on the execution services), we do not adopt the pairwise or listwise learning-to-ranking in this project.

3.3 Features

The features we use to represent the user's activity on each time slot is important to the performance of the utility predictor $f_m(u, t)$. We define the feature vector $F(u, t)$ for each user - execution time slot pair as follows:

- User features: This feature class includes the user's profile features (country, age, etc), and the user's activity level (daily active user or not, etc)
- Local time features: This feature class uses the user's local time transformed from the server-site time slot (day of the week, hour of the day, sunrise and sunset time, holiday or not, etc)
- User activity features: This hourly resolution feature class represents the major ranking signals in the best time ranking problem. The user's historical activity data are processed to generate the user's activity features for the user u at the time slot t of the day d within a series of tracking window k (e.g. the range of $[t - 4 \text{ hours}, t]$ and $[t, t + 4 \text{ hours}]$) according to the implementation in Algorithm 1). In addition, the 7-day signals are then aggregated to generate the weekly user hourly activity signals.

3.4 Utility Functions

We provide a series of utility functions f_m to predict the user's activity $m_{u,t}$ in each time slot on various offsite (e.g. push, email) and in-app channels. These utility functions fall into the following two categories:

- pClick models: Classification models that predict the likelihood of a user u clicking the notifications if delivered on the time slot t .

Algorithm 1 Generate hourly resolution user activity features

```

function  $\mathcal{F}(u, t, d, k)$ 
  ▷ %Return activity features for user  $u$  at time slot  $t$  on day  $d$ 
  with tracking window of  $k$  slots%
2:
  ▷ %Historical activity on the current day of the week%
   $A_{u,d-7} = \{a_{d-7,0}, a_{d-7,1}, \dots, a_{d-7,23}\}$ 
  ▷ %Historical activity on the previous day of the week%
4:  $A_{u,d-8} = \{a_{d-8,0}, a_{d-8,1}, \dots, a_{d-8,23}\}$ 
  ▷ %Historical activity on the next day of the week%
   $A_{u,d-6} = \{a_{d-6,0}, a_{d-6,1}, \dots, a_{d-6,23}\}$ 
6: if  $k = 0$  then
  return  $A_{u,d-7}[t]$ 
8: end if
  ▷ %Concatenate 3-day activity%
   $V_u = A_{u,prev} \oplus A_{u,curr} \oplus A_{u,next}$ 
10: if  $k > 0$  then
   $start\_hour = 24 + t$ 
12:  $end\_hour = 24 + t + k$ 
  else
14:  $start\_hour = 24 + t + k$ 
   $end\_hour = 24 + t$ 
16: end if
   $value = -1$ 
18: for  $i \leftarrow start\_hour$  to  $end\_hour$  do
   $value \leftarrow value + V_u[i]$ 
20: end for
  return  $value$ 
22: end function

```

- Activity models: Regression models that predict the user u 's metric m on the time slot t .

These scores are normalized to $[0, 1]$ by taking

$$\bar{m}_{u,t} = \frac{m_{u,t} - \min(m)}{\max(m) - \min(m)} \quad (1)$$

where $\max(m)$ and $\min(m)$ are the maximal and minimal prediction value of metric m across all users and time slots, respectively.

3.5 Best Time Policy

We observed that the execution decision on one time slot may strongly affect the outcomes of executing on others, and as a result the top N ranking approach generally does not result in optimal performance (Table 2). We propose an explainable yet robust technique called "Best Time Policy" on top of the utility functions. These policies return the best time slots based on the provided temporal activity map and the number of best time slots. An example of the best time selection using the avoid nearby policy is shown in Figure 1 and its implementation is documented in the Algorithm 2. Our optimizer can be further extended to support a use case-specific best time policy based on the product context.

3.6 Best Time Value Model

As a multi-tenant optimization service, it is infeasible to provide a perfect utility function for each use case given the limited infrastructure resources. Accordingly, it is important to leverage the

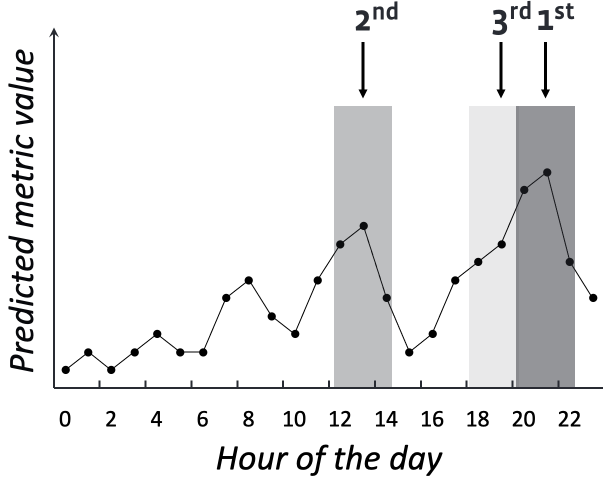


Figure 1: An example of applying avoid 1-hour nearby best time policy to return three execution timestamps. After the current peak hour is selected, the peak hour and its nearby hours are removed from the temporal activity map $V_{u,m}$, from where the next peak hour is selected.

Algorithm 2 Avoid w -slot nearby best time policy

```

1: function  $\pi(V_{u,m}, n, w)$ 
  ▷ Return  $n$  best time slots with  $w$  avoidance window
2:    $best\_time\_list \leftarrow \emptyset$ 
3:   while  $n > 0$  do
4:      $n \leftarrow n - 1$ 
5:      $max\_value = -1$ 
6:      $best\_time = -1$ 
7:     for  $t : m_{u,t}$  in  $V_{u,m}$  do
      ▷ %Find the peak time slot in  $V_{u,m}$  %
8:       if  $m_{u,t} > max\_value$  then
9:          $max\_value = m_{u,t}$ 
10:         $best\_time = t$ 
11:       end if
12:     end for
13:     if  $best\_time \geq 0$  then
14:        $best\_time\_list.append(best\_time)$ 
15:       for  $t : m_{u,t}$  in  $V_{u,m}$  do
          ▷ %Remove peak and nearby slots%
16:         if  $t \geq best\_time - w$  and  $t \leq best\_time + w$ 
17:           remove  $t : m_{u,t}$  from  $V_{u,m}$ 
18:         end if
19:       end for
20:     end if
21:   end while
22:   return  $best\_time\_list$ 
23: end function

```

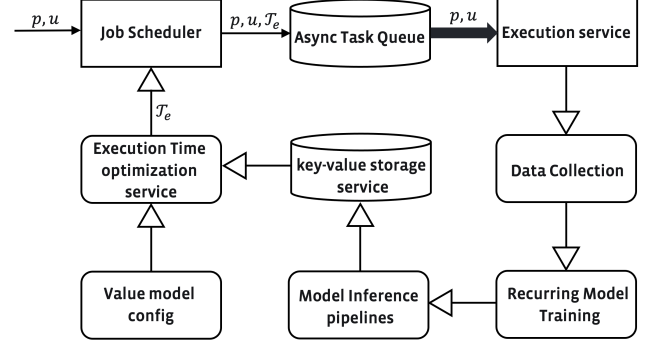


Figure 2: System Overview. The system consists of (1) a data pipeline to collect ML training data; (2) a weekly recurring model training pipeline; (3) offline model inference pipelines to generate the feature vectors, perform the model predictions, and store the user-level signals; and (4) an on-line execution time optimization service, which consumes the inference signals to generate user temporal activity map and then apply the best time policy to return the execution timestamps to the job scheduler.

off-the-shelf users activity signals to support different product optimization requests. Moreover, by leveraging the users activity signals across different channels, we can mitigate the impact of user inactivity on one channel, which is a common issue in the notifications [12].

We adopted a strategy to provide a variety of generic utility functions to cover the user's activity on different channels. These signals are combined using a product-specific value model to generate a personalized utility metric $M_{u,t}^p$. To make it explainable and easily debuggable, we define the value model as the weighted sum of various user activity signals $m_{u,t}$:

$$M_{u,t} = \sum_{m \in M} \omega_m \times \mathcal{A}_{u,m} \times m_{u,t} \quad (2)$$

where ω_m are the product-specific metric weights and $\mathcal{A}_{u,m}$ is the user's activity on the offsite or in-app channel associated with m . For each metric, ω_m can be tuned using online experiments or via counterfactual evaluation [4].

4 APPLICATIONS AND EXPERIMENTS

4.1 System Overview

We built the optimization service and tested with production traffic that serves billions of users per day. The user temporal activity metric predictions are stored in seven key-value storage services to support the scheduled jobs on a day of the week basis [6]. The clients are able to test different combinations of the prediction metric m and the best time policy π to further optimize their use case p in the online experiments. An overview of our system is summarized in Figure 2.

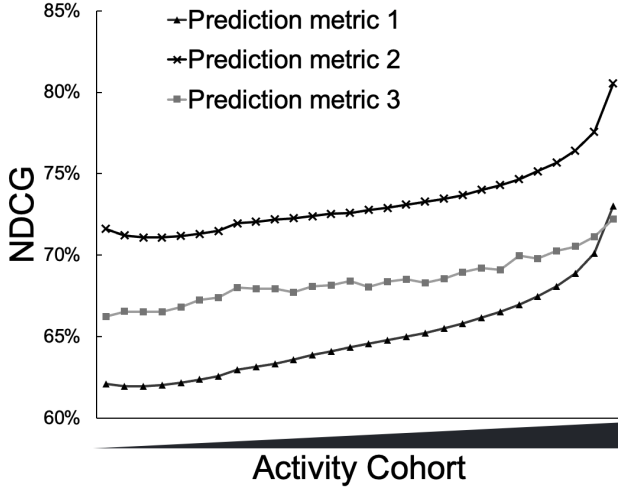


Figure 3: User activity cohort analysis of the model ranking quality.

4.2 Model Training

The training data were collected from randomly sampled 1% production traffic and daily-shuffled small exploration traffic ($<0.1\%$) in the best time decision making. The training group was joined with the server-site tracking data to generate the activity labels for the user u on the time slot t . We filled the training label with 0 if the user does not have any activity or no delivery event on the time slot t to make sure the whole training data are balanced on each time slot. For regression labels, we used the stratified sampling strategy to balance the long-tailed data distribution and then apply a natural log transformation to normalize the labels. A reverse transformation will be applied to the original prediction scores in the model inference pipelines. We then trained the boosted decision trees models with logistic regression [14] using the ML platform [29] and keep the recurring model update.

4.3 Offline Models Evaluation

We use the normalized discounted cumulative gain (NDCG [16]) as the model ranking quality. The time slots are ranked based on the actual user activity pattern and the prediction rank relevant is assigned to calculate DCG and then normalized by the ideal rank to generate NDCG. The NDCG varies from 0.45 to 0.8 in different prediction metrics. We then performed a user activity cohort analysis on 3 activity models and observed that the model ranking quality is positively correlated with the user daily activity in Figure 3, which suggests that active users have more regular pattern to access the social network products.

4.4 Online Experiments

To avoid the novelty effect, we keep a long-term service-site 1% holdout to measure the performance of the ML-based execution time optimization over a heuristic peak time approach (*i.e.*, select the top N peak hours based on the user's in-app historical activity). We observed that the proposed ML-based approach has a significantly

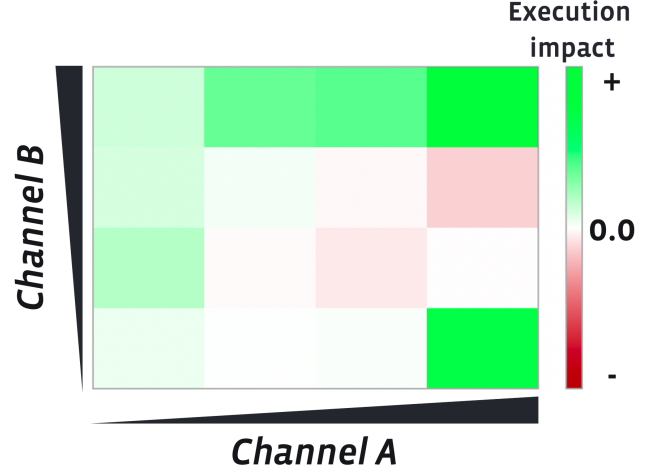


Figure 4: 2-D user activity cohort analysis of the performance of value model-based ensemble of user activity signals on channel A and B ($m_{u,t,A} + \omega \times \mathcal{A}_{u,B} \times m_{u,t,B}$) over the single source signal on channel A ($m_{u,t,A}$).

better efficiency ratio (*i.e.* daily metrics / execution volume) than the rule-based approach in various push or in-app channel use cases (Table 1). Nevertheless, we did not observe significant impact on the email notifications, which suggests that the email channel timing optimization space is limited.

We further made a case study and compared various best time policies in the view of execution efficiency improvement and product impact boosting. We observed that the avoid nearby policies have significant better performance than the top N policy (Table 2).

To evaluate the value model-based execution time optimization, we measured the performance of the following best time value model

$$m_{u,t,A} + \omega \times \mathcal{A}_{u,B} \times m_{u,t,B} \quad (3)$$

on the use cases under the channel A. Compared with the control group with single channel signal $m_{u,t,A}$, the value model group leverages both the internal channel signal $m_{u,t,A}$ and the boosted external channel signal $m_{u,t,B}$ from the channel B. We observed statistically significant improvement of the execution efficiency (+0.8%) and the execution impact (+0.05%) in the value model group, especially on the users with high external channel activity as shown in Figure 4.

5 CONCLUSION

In this paper we proposed a methodology for the execution time optimization problem, combining pointwise learning-to-rank with a best time policy in the best time selection. The experiment results demonstrate that the proposed approach is able to improve daily metrics effectively in the notifications and candidate computation applications at the industrial scale. To our best knowledge, our work represents the first industrial application of the execution time optimization problem in the job scheduler at a large industrial scale.

	Scheduled job type	Execution efficiency
<i>use_case1</i>	push notifications	+8.2%
<i>use_case2</i>	push notifications	+8.1%
<i>use_case3</i>	red alert notifications	+4.6%
<i>use_case4</i>	precomputation	+2.2%
<i>use_case5</i>	precomputation	+2.1%
<i>use_case6</i>	email notifications	neutral

Table 1: Performance of our methodology over a heuristic peak hours approach.

	top N	avoid 1-hour nearby	avoid 2-hour nearby	avoid 3-hour nearby
Execution efficiency	control	+2.1%	+2.2%	+1.65%
Execution impact	control	+0.11%	+0.15%	+0.125%

Table 2: Comparison of different best time policies for a scheduled job use case

6 ACKNOWLEDGMENTS

We thank Yuankai Ge’s support in this project. We thank all partners and client teams’ collaboration and contributions.

REFERENCES

- [1] Himan Abdollahpour, Robin Burke, and Bamshad Mobasher. 2017. Controlling popularity bias in learning-to-rank recommendation. In *Proceedings of the eleventh ACM conference on recommender systems*. 42–46.
- [2] Deepak Agarwal, Bee-Chung Chen, Qi He, Zhenhao Hua, Guy Lebanon, Yiming Ma, Pannagadatta Shivaswamy, Hsiao-Ping Tseng, Jaewon Yang, and Liang Zhang. 2015. Personalizing linkedin feed. In *Proceedings of the 21th ACM SIGKDD International Conference on Knowledge Discovery and Data Mining*. 1651–1660.
- [3] Irwan Bello, Sayali Kulkarni, Sagar Jain, Craig Boutilier, Ed Chi, Elad Eban, Xiyang Luo, Alan Mackey, and Ofer Meshi. 2018. Seq2slate: Re-ranking and slate optimization with rnn. *arXiv preprint arXiv:1810.02019* (2018).
- [4] Léon Bottou, Jonas Peters, Joaquin Quiñero-Candela, Denis X Charles, D Max Chickering, Elon Portugaly, Dipankar Ray, Patrice Simard, and Ed Snelson. 2013. Counterfactual Reasoning and Learning Systems: The Example of Computational Advertising. *Journal of Machine Learning Research* 14, 11 (2013).
- [5] Olivier Chapelle, Yi Chang, and Tie-Yan Liu. 2011. Future directions in learning to rank. In *Proceedings of the Learning to Rank Challenge*. PMLR, 91–100.
- [6] Guoqiang Jerry Chen, Janet L Wiener, Shridhar Iyer, Anshul Jaiswal, Ran Lei, Nikhil Simha, Wei Wang, Kevin Wilfong, Tim Williamson, and Serhat Yilmaz. 2016. Realtime data processing at facebook. In *Proceedings of the 2016 International Conference on Management of Data*. 1087–1098.
- [7] Avery Ching, Sergey Edunov, Maja Kabiljo, Dionysios Logothetis, and Sambavi Muthukrishnan. 2015. One trillion edges: Graph processing at facebook-scale. *Proceedings of the VLDB Endowment* 8, 12 (2015), 1804–1815.
- [8] Paul Covington, Jay Adams, and Emre Sargin. 2016. Deep neural networks for youtube recommendations. In *Proceedings of the 10th ACM conference on recommender systems*. 191–198.
- [9] James Davidson, Benjamin Liebald, Junning Liu, Palash Nandy, Taylor Van Vleet, Ullas Gargi, Sujoy Gupta, Yu He, Mike Lambert, Blake Livingston, et al. 2010. The YouTube video recommendation system. In *Proceedings of the fourth ACM conference on Recommender systems*. 293–296.
- [10] Andy Fang. 2019. Dynein: Building an Open-source Distributed Delayed Job Queueing System. Retrieved Dec 10, 2019 from <https://medium.com/airbnb-engineering/dynein-building-a-distributed-delayed-job-queueing-system-93ab10f05f99>
- [11] Joel E Fischer, Chris Greenhalgh, and Steve Benford. 2011. Investigating episodes of mobile phone activity as indicators of opportune moments to deliver notifications. In *Proceedings of the 13th international conference on human computer interaction with mobile devices and services*. 181–190.
- [12] Yan Gao, Viral Gupta, Jinyun Yan, Changji Shi, Zhongen Tao, PJ Xiao, Curtis Wang, Shipeng Yu, Romer Rosales, Ajith Muralidharan, et al. 2018. Near real-time optimization of activity-based notifications. In *Proceedings of the 24th ACM SIGKDD International Conference on Knowledge Discovery & Data Mining*. 283–292.
- [13] Rupesh Gupta, Guanfeng Liang, and Rómer Rosales. 2017. Optimizing Email Volume For Sitewide Engagement. In *Proceedings of the 2017 ACM on Conference on Information and Knowledge Management*. 1947–1955.
- [14] Xinran He, Junfeng Pan, Ou Jin, Tianbing Xu, Bo Liu, Tao Xu, Yanxin Shi, Antoine Atallah, Ralf Herbrich, Stuart Bowers, et al. 2014. Practical lessons from predicting clicks on ads at facebook. In *Proceedings of the Eighth International Workshop on Data Mining for Online Advertising*. 1–9.
- [15] Bo-Jhang Ho, Bharathan Balaji, Mehmet Koseoglu, and Mani Srivastava. 2018. Nurture: notifying users at the right time using reinforcement learning. In *Proceedings of the 2018 ACM International Joint Conference and 2018 International Symposium on Pervasive and Ubiquitous Computing and Wearable Computers*. 1194–1201.
- [16] Kalervo Järvelin and Jaana Kekäläinen. 2002. Cumulated gain-based evaluation of IR techniques. *ACM Transactions on Information Systems (TOIS)* 20, 4 (2002), 422–446.
- [17] Shristi Shakya Khanal, PWC Prasad, Abeer Alsadoon, and Angelika Maag. 2020. A systematic review: machine learning based recommendation systems for e-learning. *Education and Information Technologies* 25, 4 (2020), 2635–2664.
- [18] Gokhan Konuk. 2021. Google Cloud Task Queue with App Engine. Retrieved Feb 08, 2021 from <https://medium.com/codeshakeio/google-cloud-task-queue-with-app-engine-c2dfc1690e1f>
- [19] Greg Linden, Brent Smith, and Jeremy York. 2003. Amazon. com recommendations: Item-to-item collaborative filtering. *IEEE Internet computing* 7, 1 (2003), 76–80.
- [20] Yang Liu, Zhengxing Chen, Kittipat Virochsiri, Juan Wang, Jiahao Wu, and Feng Liang. 2021. Reinforcement Learning-based Product Delivery Frequency Control. In *Proceedings of the AAAI Conference on Artificial Intelligence*. 15355–15361.
- [21] Abhinav Mehrotra, Mirco Musolesi, Robert Hendley, and Veljko Pejovic. 2015. Designing content-driven intelligent notification mechanisms for mobile applications. In *Proceedings of the 2015 ACM International Joint Conference on Pervasive and Ubiquitous Computing*. 813–824.
- [22] Akshay Nanavati and Girish Joshi. 2021. FOQS: Scaling a distributed priority queue. Retrieved Feb 22, 2021 from <https://engineering.fb.com/2021/02/22/production-engineering/foqs-scaling-a-distributed-priority-queue/>
- [23] Tadashi Okoshi, Kota Tsubouchi, Masaya Taji, Takanori Ichikawa, and Hideyuki Tokuda. 2017. Attention and engagement-awareness in the wild: A large-scale study with adaptive notifications. In *2017 IEEE international conference on pervasive computing and communications (percom)*. IEEE, 100–110.
- [24] Veljko Pejovic and Mirco Musolesi. 2014. InterruptMe: designing intelligent prompting mechanisms for pervasive applications. In *Proceedings of the 2014 ACM International Joint Conference on Pervasive and Ubiquitous Computing*. 897–908.
- [25] Martin Pielot, Karen Church, and Rodrigo De Oliveira. 2014. An in-situ study of mobile phone notifications. In *Proceedings of the 16th international conference on Human-computer interaction with mobile devices & services*. 233–242.

- [26] Tao Qin, Tie-Yan Liu, Xu-Dong Zhang, De-Sheng Wang, and Hang Li. 2008. Global ranking using continuous conditional random fields.. In *NIPS*, Vol. 2008. 1281–1288.
- [27] Shankar L Regunathan, Haixiong Wang, Yun Zhang, Yu Ryan Liu, David Wolstencroft, Srinath Reddy, Cosmin Stejerean, Sonal Gandhi, Minchuan Chen, Pankaj Sethi, et al. 2020. Efficient measurement of quality at scale in Facebook video ecosystem. In *Applications of Digital Image Processing XLIII*, Vol. 11510. International Society for Optics and Photonics, 115100J.
- [28] Michael Wittig. 2021. AWS Architecture Pattern for Scheduled & Serverless Batch Processing. Retrieved Apr 22, 2021 from <https://blog.cloudcraft.co/aws-architecture-pattern-for-scheduled-serverless-batch-processing/>
- [29] Carole-Jean Wu, David Brooks, Kevin Chen, Douglas Chen, Sy Choudhury, Marat Dukhan, Kim Hazelwood, Eldad Isaac, Yangqing Jia, Bill Jia, et al. 2019. Machine learning at facebook: Understanding inference at the edge. In *2019 IEEE International Symposium on High Performance Computer Architecture (HPCA)*. IEEE, 331–344.
- [30] Lili Wu, Roshan Sumbaly, Chris Riccomini, Gordon Koo, Hyung Jin Kim, Jay Kreps, and Sam Shah. 2012. Avatara: OLAP for web-scale analytics products. *Proceedings of the VLDB Endowment* 5, 12 (2012), 1874–1877.
- [31] Le Yan, Zhen Qin, Rama Kumar Pasumarthi, Xuanhui Wang, and Michael Bendersky. 2021. Diversification-Aware Learning to Rank using Distributed Representation. In *Proceedings of the Web Conference 2021*. 127–136.
- [32] Bo Zhao, Koichiro Narita, Burkay Orten, and John Egan. 2018. Notification Volume Control and Optimization System at Pinterest. In *Proceedings of the 24th ACM SIGKDD International Conference on Knowledge Discovery & Data Mining*. 1012–1020.