

Accurate conservative phase-field method for simulation of two-phase flows

Suhas S. Jain

Center for Turbulence Research, Stanford University, California, USA 94305

Abstract

In this work, we propose a novel phase-field model for the simulation of two-phase flows that is accurate, conservative, bounded, and robust. The proposed model conserves the mass of each of the phases, and results in bounded transport of the volume fraction. We present results from the canonical test cases of a drop advection and a drop in a shear flow, showing significant improvement in the accuracy over the commonly used conservative phase-field method.

Moreover, the proposed model imposes a lesser restrictive Courant-Friedrichs-Lewy condition, and hence, is less expensive compared to other conservative phase-field models. We also propose improvements on computation of surface tension forces and show that the proposed improvement significantly reduces the magnitude of spurious velocities at the interface.

We also derive a consistent and conservative momentum transport equation for the proposed phase-field model and show that the proposed model when coupled with the consistent momentum transport equation results in discrete conservation of kinetic energy, which is a sufficient condition for the numerical stability of incompressible flows, in the absence of dissipative mechanisms. To illustrate the robustness of the method in simulating high-density ratio turbulent two-phase flows, we present the numerical simulations of high-density ratio droplet-laden isotropic turbulence at finite and infinite Reynolds numbers.

Keywords: phase-field method, two-phase flows, turbulent flows, ACDC/ACPF

1. Introduction

Two-phase flows are ubiquitous in nature and have applications in engineering and natural processes such as atomization of jets and sprays (Lin and Reitz, 1998), breaking waves (Lamarre and Melville, 1991), emulsions (Bibette et al., 1999), boiling phenomena (Dhir, 1998), carbon sequestration (Lal, 2008), and bubbly flows in cooling towers of nuclear power plants (Ha et al., 2011). Numerous challenges are associated with the numerical modeling of two-phase flows, primarily due to the presence of discontinuities at the interface and the inherent multiscale nature of the problem. Over the years, many interface-capturing and interface-tracking methods have been proposed. The interface-capturing methods are preferred over interface-tracking methods due to the capability of the interface-capturing

Email address: sjsuresh@stanford.edu (Suhas S. Jain)

methods to handle dynamic topological changes implicitly. These methods can be broadly classified into a volume-of-fluid (VOF) method, a level-set (LS) method, a phase-field (PF) method, and hybrid methods such as a CLSVOF (coupled level-set and volume-of-fluid) method, and a VOSET (coupled volume-of-fluid and level-set) method, where typically two methods are combined to have the advantages of both methods (Mirjalili et al., 2017). The VOF and LS methods are sharp-interface methods and are generally known to be accurate in representing the material interface, which is physically sharp in the continuum limit. The main disadvantages of these methods are that a VOF method involves an interface-reconstruction step that is complex and expensive, and an LS method is not conservative. The hybrid methods were proposed to overcome some of these challenges and combine the advantages of two methods, but they are known to be more complicated than the original methods.

A PF method, in contrast, is a diffuse-interface approach that is relatively less expensive and simple to implement. Some PF models are also inherently conservative. Hence, we adopt a diffuse-interface approach in this work, and propose a novel PF method that is conservative and more accurate than some existing PF methods in the literature, and we refer to this new model as an accurate conservative diffuse-interface/phase-field (ACDI/ACPF) model.

2. Phase-field method

2.1. Cahn-Hilliard and Allen-Cahn models

The classical PF methods are based on Cahn-Hilliard and Allen-Cahn equations (Cahn and Hilliard, 1958, Allen and Cahn, 1979) that were originally developed to model the phase separation and coarsening phenomena in solids and the motion of antiphase boundaries in crystalline solids, respectively. More recently, these methods have been adopted for modeling the interface between two fluids (Anderson et al., 1998, Lowengrub and Truskinovsky, 1998, Chen et al., 1998, Jacqmin, 1999, Liu and Shen, 2003, Badalassi et al., 2003, Yue et al., 2004, Yang et al., 2006, Kim, 2012). A Cahn-Hilliard PF model is conservative but involves a fourth-order spatial derivative in the equation, which requires careful construction of the numerical methods. In contrast, an Allen-Cahn PF model does not involve fourth-order derivatives in the equation, but is not conservative.

2.2. Conservative phase-field model

Starting from the Allen-Cahn equation, and subtracting the curvature-driven motion of the interface, Chiu and Lin (2011) derived a conservative diffuse-interface/phase-field (CDI/CPF) model for incompressible flows, which can be written as

$$\frac{\partial \phi}{\partial t} + \vec{\nabla} \cdot (\vec{u}\phi) = \vec{\nabla} \cdot \left\{ \Gamma \left[\epsilon \vec{\nabla} \phi - \phi(1 - \phi) \frac{\vec{\nabla} \phi}{|\vec{\nabla} \phi|} \right] \right\}, \quad (1)$$

where ϕ is the PF variable which represents the volume fraction, \vec{u} is the velocity, Γ represents the velocity-scale parameter, and ϵ is the interface thickness scale parameter. This model can be thought of as the one-step conservative LS method introduced by Olsson and Kreiss (2005), and is also sometimes referred to as a conservative/modified Allen-Cahn equation because it can be derived analytically starting from the Allen-Cahn equation. This model

has since been widely used not only in the finite-volume/finite-difference setting but also in lattice-Boltzmann methods (Geier et al., 2015, Wang et al., 2016, Ren et al., 2016, Liang et al., 2018, Fakhari et al., 2018, Abadi et al., 2018, Aihara et al., 2019). Using central difference schemes, Mirjalili et al. (2020) showed that the PF variable, ϕ , remains bounded between 0 and 1 for incompressible flows, if the values for Γ and ϵ are appropriately chosen. More recently, Jain et al. (2020) proposed a CDI method for compressible flows and showed that ϕ remains bounded between 0 and 1 for compressible flows, with the use of central difference schemes, provided that an additional constraint on time-step size is satisfied. Additionally, Jain et al. (2020) showed that the transport of ϕ with this PF method also satisfies the total-variation diminishing (TVD) property. The compressible CDI model has been further coupled with a shock-capturing method for the simulation of high-Mach-number two-phase flows, extended to multiphase modeling of deforming solids, and also extended for higher-order explicit and compact central schemes by Jain et al. (2021).

This CDI/CPF method is easy to implement and cost-effective, but the two main issues with this model are (a) artificial distortion of the interface (alignment with the grid) and (b) limited accuracy. Jain et al. (2021) compared the compressible CDI method of Jain et al. (2020) with the quasi-conservative diffuse-interface method by Shukla et al. (2010) and Tiwari et al. (2013), and with the localized-artificial diffusivity based diffuse-interface method by Cook (2007), Subramaniam et al. (2018), and Adler and Lele (2019) in the context of compressible flows and made the following conclusions. The CDI method is superior in maintaining the conservation property and in maintaining a constant interface thickness throughout the simulation, but it results in artificial distortion of the interface for long-time integrations and in the absence of surface tension effects. This behavior is, however, not limited to compressible flows and is valid for both incompressible and compressible flows. This alignment of the interface with the grid was also observed by Tiwari et al. (2013) with the quasi-conservative diffuse-interface method and by Waławczyk (2015) and Chiodi and Desjardins (2017) in the context of a conservative level-set method. Note that, the exact amount of interface distortion is probably dependent on the choice of the numerical discretization. Some fixes proposed for this issue are to use a higher-order scheme (Tiwari et al., 2013, Jain et al., 2021) and the reformulation of the reinitialization procedure in the conservative LS method (Chiodi and Desjardins, 2017).

To maintain the boundedness of ϕ with the CDI method, the criterion that needs to be satisfied (Mirjalili et al., 2020, Jain et al., 2020) is

$$\Gamma^* \geq \frac{1}{(2\epsilon^* - 1)}, \quad (2)$$

where $\Gamma^* = \Gamma/|\vec{u}|_{max}$ and $\epsilon^* = \epsilon/(\Delta x)$ are the non-dimensionalized parameters. One way to improve the accuracy of a diffuse-interface method without increasing the grid resolution is by reducing ϵ , which improves the accuracy by making the interface sharper. But with the CDI method, as ϵ decreases, Γ needs to increase to keep ϕ bounded. For example, if ϵ is to be made smaller than one grid size (Δx), then $\Gamma > |\vec{u}|_{max}$. This increase in the value of Γ degrades the accuracy of the model and further increases the cost by imposing a more severe Courant-Friedrich-Lewy (CFL) restriction. Hence, the accuracy of the CDI model degrades as ϵ becomes small, particularly as ϵ approaches $0.5\Delta x$, which is not ideal. More recently, Chiu (2019) proposed an alternate model with a hope to obtain a model that is

more accurate compared to the CDI model. But their proposed model was not conservative, and required solving two transport equations.

Being aware of all these issues associated with the PF methods in the literature, we therefore seek a method that is more accurate than the CDI method, is conservative, maintains boundedness of the volume fraction, converges (as ϵ decreases), is cost-effective, and is easy to implement and robust. With this objective, in this work, we propose a novel PF model, which we refer to as an accurate conservative diffuse-interface/phase-field (ACDI/ACPF) method, that has all the above-listed characteristics. Furthermore, following previous approaches (Abels et al., 2012, Raessi and Pitsch, 2012, Chenadec and Pitsch, 2013, Huang et al., 2020a,b, Mirjalili and Mani, 2021) we derive a consistent and conservative momentum transport equation for the proposed PF model, such that the resulting transport of momentum is consistent with the transport of the two-phase mixture mass and results in discrete kinetic energy conservation in the absence of dissipative mechanisms.

3. Proposed accurate conservative phase-field model

Ideally, we need the interface to be in an equilibrium state. This is achieved when the right-hand-side (RHS) terms in Eq. (1)—also called interface-regularization terms—are the stiffest terms. In this limit,

$$\vec{\nabla} \cdot \left[\epsilon \vec{\nabla} \phi - \phi(1 - \phi) \vec{n} \right] = 0.$$

If s represents a coordinate along the interface normal, then the above equation can now be rewritten along this coordinate, with the normal $\vec{n} = \pm 1$, as

$$\frac{d^2 \phi}{ds^2} \pm \frac{1}{\epsilon} \frac{d}{ds} [\phi(1 - \phi)] = 0.$$

Choosing $\vec{n} = +1$, integrating the above relation, and using the conditions $\phi \rightarrow 0$ as $s \rightarrow -\infty$, we arrive at the relation

$$\frac{d\phi}{ds} = \frac{\phi(1 - \phi)}{\epsilon}.$$

Further, let ψ represent the signed-distance function from the interface, such that ψ and s are related as $\psi(\phi) = s(\phi) - s(\phi = 0.5)$. With this, the above relation can be re-expressed in terms of ψ as

$$\frac{d\phi}{d\psi} = \frac{\phi(1 - \phi)}{\epsilon}. \quad (3)$$

Now, integrating this relation and using the conditions $\phi = 0.5$ at $\psi = 0$, we arrive at the equilibrium kernel function for ϕ in terms of the signed-distance function ψ as

$$\phi = \frac{e^{(\psi/\epsilon)}}{1 + e^{(\psi/\epsilon)}} = \frac{1}{2} \left[1 + \tanh \left(\frac{\psi}{2\epsilon} \right) \right]. \quad (4)$$

To illustrate, a plot of ϕ and ψ , along s , is shown in Figure 1 for an interface located at $x = 0$. Now, using the relations in Eqs. (3)-(4), we can arrive at the relation

$$\phi(1 - \phi) = \frac{1}{4} \left[1 - \tanh^2 \left(\frac{\psi}{2\epsilon} \right) \right]. \quad (5)$$

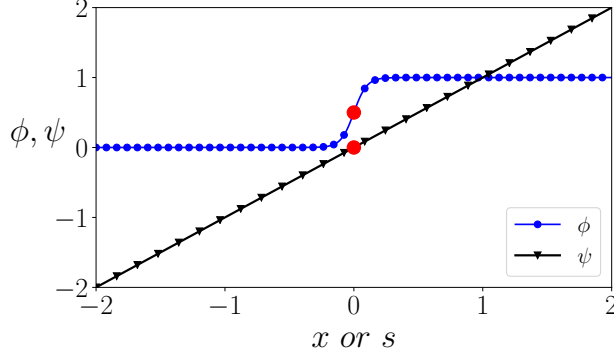


FIGURE 1. An illustration of the PF variable, ϕ , and the signed-distance function, ψ , for an interface located at $x = 0$. The two large dots are marked on the plots at $\phi = 0.5$ and $\psi = 0$, representing the location of the interface.

Further, we can also show that the normal can be reexpressed in terms of ψ as

$$\vec{n} = \frac{\vec{\nabla}\phi}{|\vec{\nabla}\phi|} = \frac{\vec{\nabla}\psi}{|\vec{\nabla}\psi|}. \quad (6)$$

Similar relations were used by Waławczyk (2015), Chiodi and Desjardins (2017), and Chiu (2019) to reformulate interface-capturing methods. Using the relation in Eq. (5), we replace the non-linear sharpening flux term $\phi(1 - \phi)$ in Eq. (1) with the expression in terms of ψ . As shown in Figure 1, ψ is a better-behaved function compared with ϕ that does not contain any jumps/discontinuities. Hence, using ψ to compute the non-linear sharpening flux will result in more accurate discrete representation of the flux. Furthermore, with the same reasoning, we also replace the computation of the normal term $\vec{\nabla}\phi/|\vec{\nabla}\phi|$ in Eq. (1) with the expression in terms of ψ in Eq. (6). With these modifications, the proposed new PF model, an ACDI/ACPF method, can be written as

$$\frac{\partial\phi}{\partial t} + \vec{\nabla} \cdot (\vec{u}\phi) = \vec{\nabla} \cdot \left\{ \Gamma \left\{ \epsilon \vec{\nabla}\phi - \frac{1}{4} \left[1 - \tanh^2 \left(\frac{\psi}{2\epsilon} \right) \right] \frac{\vec{\nabla}\psi}{|\vec{\nabla}\psi|} \right\} \right\}. \quad (7)$$

Not only is this form of the PF model derived to obtain a method that is more accurate than the CDI method, but also the terms in the model are carefully constructed such that the model also results in the transport of ϕ that is always bounded between 0 and 1 (see Section 3.2). For example, the diffusion term in the proposed ACDI model in Eq. (7) is still written in terms of ϕ , and we do not replace this with an equivalent expression for ψ . This is because, in the limit of $\phi \rightarrow 0$ or 1, the diffusion term that is expressed in terms of ψ could switch signs due to the error in the computation of ψ . This will result in failure of the method to maintain a bounded ϕ between 0 and 1, and can potentially make the method non-robust.

All the terms in the proposed model are in divergence form, and hence, the model is conservative. The proposed model is also cost-effective and easy to implement because it requires solving a single scalar partial-differential equation. Additionally, the superior robustness and the convergence (with ϵ) properties of the model will be illustrated in the following sections.

3.1. Calculation of ψ

The proposed PF model requires the computation of ψ , and this can be easily calculated using the algebraic relation

$$\psi = \epsilon \ln \left(\frac{\phi + \epsilon}{1 - \phi + \epsilon} \right), \quad (8)$$

which is obtained by rearranging the relation in Eq. (4). Here, ϵ is a small number that is added, to both the numerator and the denominator, to avoid ψ going to $-\infty$ or ∞ when ϕ goes to 0 or 1, respectively (a value of $\epsilon = 10^{-100}$ is used in this work). Additionally, if ϕ assumes values outside the range $[0, 1]$, the computation of ψ using the relation in Eq. (8) results in physically unrealizable values. But, because ϕ is always guaranteed to be bounded between 0 and 1, with the proposed PF model, the direct computation of ψ using Eq. (8) will not be an issue. If one is using a different numerical method where ϕ is not guaranteed to be bounded between 0 and 1, then one could replace ϕ with $\tilde{\phi} = \max(\min(\phi, 1), 0)$ in Eq. 8 to make this step even more robust, but this is not a necessity for the choice of numerical method in this work. Note that, ψ is only an approximation to a signed-distance function and not a perfect signed-distance function because the interface is generally not in equilibrium (a hyperbolic tangent function) due to the velocity gradients in the flow which pushes the interface away from its equilibrium state. Hence, it is not assumed, anywhere in this work, that ψ is a signed-distance function, e.g., for the computation of normal using Eq. (6), $|\vec{\nabla}\psi|$ is not set to 1.

3.2. Choosing the parameters Γ and ϵ

The values of Γ and ϵ are chosen such that the transport of ϕ is always bounded between 0 and 1. The criterion that needs to be satisfied is

$$\Gamma \geq |\vec{u}|_{max} \text{ and } \epsilon > 0.5\Delta x, \quad (9)$$

where $|\vec{u}|_{max}$ is the maximum value of the absolute velocity in the domain, and Δx is the grid-cell size.

It is almost always practical and preferable to choose the minimum possible values for Γ and ϵ that satisfy the criterion in Eq. (9). Choosing the value of Γ to be equal to $|\vec{u}|_{max}$ makes the RHS of Eq. (7) the stiffest term in the equation, which is required for the interface to maintain an equilibrium kernel shape—a hyperbolic tangent function—throughout the simulation. A higher value for Γ , although it forces the interface to assume the equilibrium kernel shape more quickly, makes the RHS term in Eq. (7) stiffer and imposes an additional CFL restriction. Choosing the value of ϵ to be approximately equal to $0.5\Delta x$ is also preferred, because this keeps the interface, which is resolved on the grid, as sharp as possible. Increasing ϵ increases the interface thickness and, hence, reduces the accuracy of the method.

3.3. Cost estimates and accuracy

The choice of parameters Γ and ϵ in a diffuse-interface method imposes a restriction on the time-step size due to the viscous CFL criterion, which can be expressed as

$$\Delta t_{max} \sim \frac{\Delta x^2}{\Gamma \epsilon}. \quad (10)$$

From the boundedness criterion, for the CDI method, in Eq. (2), as $\epsilon^* \rightarrow 0.5$, the required Γ^* goes to ∞ . Because both the proposed ACDI method in Eq. (7) and the CDI method in Eq. (1) maintain boundedness of ϕ for the choice of $\Gamma^* = 1$ and $\epsilon^* = 1$, the cost of both the CDI and the ACDI methods in terms of the required number of time steps is the same. But because the resolved interface becomes sharper as ϵ reduces, we are interested in estimating the cost of these methods for $\epsilon^* < 1$.

Using the boundedness criterion in Eq. (9) and expressing Δt_{max} in terms of ϵ^* , for the proposed ACDI method, the restriction on the time-step size is

$$\Delta t_{max} \sim \frac{\Delta x}{|\vec{u}|_{max} \epsilon^*}.$$

If ϵ^* is chosen to be equal to 0.55, then $\Delta t_{max}|_{\epsilon^*=0.55} = 20/11 \Delta t_{max}|_{\epsilon^*=1}$, and $N_{\epsilon^*=0.55} = 0.55 N_{\epsilon^*=1}$, where N is the number of time steps. Therefore, the cost is 1.8 times lower than that of the simulation with $\epsilon^* = 1$. Similarly, if $\epsilon^* = 0.51$, then the cost is 1.96 times lower. In contrast, for the CDI method, Δt_{max} can be expressed in terms of ϵ^* as

$$\Delta t_{max} \sim \frac{\Delta x}{|\vec{u}|_{max}} \left(2 - \frac{1}{\epsilon^*} \right).$$

If ϵ^* is chosen to be equal to 0.55, then $\Delta t_{max}|_{\epsilon^*=0.55} = 20/11 \Delta t_{max}|_{\epsilon^*=1}$, and $N_{\epsilon^*=0.55} = 5.5 N_{\epsilon^*=1}$. Therefore, the cost is 5.5 times higher than that of the simulation with $\epsilon^* = 1$. Similarly, if $\epsilon^* = 0.51$, then the cost is 25.5 times higher. Hence, with the proposed ACDI method, reducing ϵ not only makes the interface more sharp, but also reduces the cost of the simulation. In contrast, with the CDI method, the cost of the simulation increases as ϵ reduces. As $\epsilon^* \rightarrow 0.5$, the CDI method becomes prohibitively expensive.

Apart from the cost, reducing ϵ also increases the accuracy of the proposed ACDI method by making the resolved interface sharper. In contrast, for the CDI method, reducing ϵ , particularly for the values of $\epsilon^* < 1$, reduces the accuracy of the method, albeit making the interface sharper. This is because a value of $\epsilon^* < 1$ requires $\Gamma^* > 1$, which makes the RHS term in Eq. (1) stiffer. This increases the error associated with the calculation of the non-linear flux and the normal (as described in Section 3) and, therefore, exacerbates the issue of artificial interface distortion that was observed by Tiwari et al. (2013) and Jain et al. (2021). A quantitative comparison of the accuracy of the ACDI and CDI methods, with reducing ϵ , is presented in Section 6.1.1.

3.4. Improvements in computation of surface tension force

Surface tension force can be modeled as a stress or a body force. These are called integral and volumetric formulations, respectively. It is crucial to have a discrete balance between the surface tension force and the pressure terms to minimize the spurious currents around the interface (Francois et al., 2006). The continuum-surface force (CSF) formulation (Brackbill et al., 1992) is used in this work because it is easy to attain this balance with this formulation.

For a diffuse-interface method, the CSF formulation can be written as $\vec{F} = \sigma \kappa \vec{\nabla} \phi$, where κ is the curvature, and can be calculated as

$$\kappa = -\vec{\nabla} \cdot \vec{n} = -\vec{\nabla} \cdot \left(\frac{\vec{\nabla} \phi}{|\vec{\nabla} \phi|} \right). \quad (11)$$

It is known that the error associated with the computation of curvature is the primary reason for the formation of spurious currents (Popinet, 2018). With the proposed ACDI method, we now have access to the well-behaved, signed-distance function ψ . Hence, utilizing the relation in Eq. (6), curvature can instead be calculated as

$$\kappa = -\vec{\nabla} \cdot \vec{n} = -\vec{\nabla} \cdot \left(\frac{\vec{\nabla}\psi}{|\vec{\nabla}\psi|} \right), \quad (12)$$

which reduces the truncation errors in computation of κ (Appendix A) and, therefore, the amount of spurious currents.

4. Coupling with incompressible Navier-Stokes equations

When an interface-capturing method is coupled with the Navier-Stokes equations, it is important to solve a form of the momentum equation that transports momentum consistently with the transport of mass. This is required to make the resulting coupled system robust in the limit of high-density ratio and high- Re flows.

If we represent the diffusion and sharpening fluxes on the RHS of Eq. (7), for phase l , as

$$\vec{a}_l = \Gamma \left\{ \epsilon \vec{\nabla} \phi_l - \frac{1}{4} \left[1 - \tanh^2 \left(\frac{\psi}{2\epsilon} \right) \right] \frac{\vec{\nabla}\psi}{|\vec{\nabla}\psi|} \right\}, \quad (13)$$

where ϕ_l is the volume fraction of phase l , then this relation satisfies the condition

$$\sum_{l=1}^2 \vec{a}_l = 0. \quad (14)$$

The implied mass transport equation for the proposed ACDI method can then be written as

$$\frac{\partial \rho}{\partial t} + \vec{\nabla} \cdot (\vec{u} \rho) = \vec{\nabla} \cdot \vec{f}, \quad (15)$$

where

$$\vec{f} = \sum_{l=1}^2 \rho_l \vec{a}_l = \left\{ (\rho_1 - \rho_2) \Gamma \left\{ \epsilon \vec{\nabla} \phi_1 - \frac{1}{4} \left[1 - \tanh^2 \left(\frac{\psi}{2\epsilon} \right) \right] \frac{\vec{\nabla}\psi}{|\vec{\nabla}\psi|} \right\} \right\}.$$

4.1. Consistent momentum transport equation

The consistency corrections for the momentum equation for the proposed ACDI method can be derived with the premise that a consistent momentum transport equation does not spuriously contribute to the kinetic energy of the system. The full coupled system of equations for the simulation of incompressible two-phase flows can then be written as

$$\frac{\partial \phi_1}{\partial t} + \vec{\nabla} \cdot (\vec{u} \phi_1) = \vec{\nabla} \cdot \vec{a}_1, \quad (16)$$

$$\frac{\partial \rho \vec{u}}{\partial t} + \vec{\nabla} \cdot (\rho \vec{u} \otimes \vec{u} + p \mathbf{1}) = \vec{\nabla} \cdot \underline{\underline{\tau}} + \vec{\nabla} \cdot (\vec{f} \otimes \vec{u}) + \sigma \kappa \vec{\nabla} \phi_1 + \rho \vec{g}, \quad (17)$$

$$\vec{\nabla} \cdot \vec{u} = 0, \quad (18)$$

where $\underline{\tau}$ is the stress tensor, and \vec{g} represents a generic body force. A fractional-step method (Kim and Moin, 1985) is used to compute the pressure, which closes the system of equations. The resulting kinetic energy transport equation can be written as

$$\frac{\partial \rho k}{\partial t} + \vec{\nabla} \cdot (\rho \vec{u} k) + \vec{\nabla} \cdot (\vec{u} p) = \vec{\nabla} \cdot (\vec{f} k), \quad (19)$$

where all the terms are in conservative form. Thus, the proposed consistent momentum equation [Eq. (17)] results in conservation of total kinetic energy.

5. Numerical method: skew-symmetric-like splitting

In this work, the equations are discretized on an Eulerian Cartesian grid. A fourth-order Runge-Kutta method is used for time discretization, and a second-order flux-split conservative finite-difference/finite-volume central scheme is used for the spatial discretization of the equations.

The semi-discrete representation of the proposed ACIDI PF model in Eq. (7) can be written as

$$\frac{\partial \phi}{\partial t} + \frac{\hat{\Phi}_j|_{(m+\frac{1}{2})} - \hat{\Phi}_j|_{(m-\frac{1}{2})}}{\Delta x_j} - \frac{\hat{A}_j|_{(m+\frac{1}{2})} - \hat{A}_j|_{(m-\frac{1}{2})}}{\Delta x_j} = 0, \quad (20)$$

where $\hat{\Phi}_j|_{(m\pm\frac{1}{2})}$ and $\hat{A}_j|_{(m\pm\frac{1}{2})}$ are the numerical fluxes for the convective and the interface-regularization (RHS) terms, respectively; the subscript m denotes the grid-cell index; and Δx_j represents the grid-cell size. Now, adopting the flux-splitting procedure for the interface regularization terms from Jain and Moin (2020), these numerical fluxes can be expressed as

$$\begin{aligned} \hat{\Phi}_j|_{(m\pm\frac{1}{2})} &= \overline{\phi}^{(m\pm\frac{1}{2})} \overline{u}_j^{(m\pm\frac{1}{2})}, \\ \hat{A}_j|_{(m\pm\frac{1}{2})} &= \left\{ \Gamma \left\{ \frac{\epsilon}{\Delta x_j} (\Delta_j \phi) - \frac{1}{4} \left[1 - \tanh^2 \left(\frac{\overline{\psi}^{(m\pm\frac{1}{2})}}{2\epsilon} \right) \right] \frac{\overline{\nabla \psi}^{(m\pm\frac{1}{2})}}{|\overline{\nabla \psi}|} \right\} \right\}, \end{aligned} \quad (21)$$

where the overbar denotes an arithmetic average of the quantity evaluated at m and $m \pm 1$; $\Delta_j \phi$ represents a difference along the j th coordinate as $\Delta_j \phi = \phi|_{(m+1)} - \phi|_m$. For the discrete representation of the consistent regularization terms in the mass, momentum, and energy equations, the same formulation in Eq. (21) should be used to maintain consistency. A skew-symmetric-like split scheme is used here, because these schemes result in reduced aliasing errors (Blaisdell et al., 1996, Chow and Moin, 2003, Kennedy and Gruber, 2008) and are known to improve the conservation properties of the quadratic quantities (Kravchenko and Moin, 1997). Moreover, the scheme in Eq. (21) is also responsible for the superior—a less restrictive—boundedness criterion in Section 3.2 of the proposed PF model.

For the incompressible formulation presented in Section 4, a staggered grid is used, where the velocities are stored at the staggered locations to avoid pressure checker boarding. The PF variable and the pressure are located at the cell center.

6. Results

In this section, the simulation results with the newly proposed ACDI method are presented. A two-dimensional interface advection test case is presented in Section 6.1, where the proposed ACDI method and the CDI methods are compared in terms of accuracy. More importantly, the effect of reducing ϵ on the convergence behavior and the accuracy of the methods are discussed in Section 6.1.1. This is followed by the incompressible hydrodynamics-coupled simulations in Section 6.2, where the robustness of the proposed method is illustrated using the high-density-ratio droplet-laden isotropic turbulence simulation at infinite Re .

To quantitatively compare the error of the proposed ACDI method with that of the CDI method, we use the error, E , defined as

$$E = \int_{\Omega} |\phi_f - \phi_o| dV = \sum_m \left| \phi_f|_m - \phi_o|_m \right| dV, \quad (22)$$

where the subscripts f and o denote that the quantities are evaluated at the final and initial times, respectively.

6.1. Drop in a shear flow

This is a classical interface advection test case that was introduced by Bell et al. (1989) and Rider and Kothe (1998) and has been extensively used in the literature (Tryggvason et al., 2011) to assess the accuracy of the interface-capturing methods. In this test case, a circular drop/bubble of radius $R = 0.15$ is initially placed in the unit-sized domain at $(0.5, 0.75)$. A shearing velocity field given by

$$\begin{aligned} u &= -\sin^2(\pi x) \sin(2\pi y) \cos\left(\frac{\pi t}{T}\right), \\ v &= -\sin(2\pi x) \sin^2(\pi y) \cos\left(\frac{\pi t}{T}\right) \end{aligned} \quad (23)$$

is prescribed, where $T = 4$ is the time period of the flow; t is the time coordinate; x and y are the spatial coordinates; and u and v are the velocity components along the x and y directions, respectively. The drop undergoes a shearing deformation until $t = T/2 = 2$, and then the flow field is reversed with the hope that the initial drop shape is recovered at the final time of $t = T = 4$. Figure 2 shows the shape of the drop at the half time of $t = 2$ and the final time of $t = 4$ for the ACDI and the CDI methods, computed on a grid of size 256^2 . The ACDI method is more accurate in recovering the circular shape of the drop compared with the CDI method. The error E computed using Eq. (22) for the ACDI method is 8.66×10^{-4} and for the CDI method is 1.95×10^{-3} .

6.1.1. Effect of choice of ϵ on the accuracy of the method

As described in Sections 3.2-3.3, it is important to use as small a value for ϵ as possible, while maintaining the boundedness of ϕ , because this makes the resolved interface more sharp. Section 3.3 showed that reducing the value of $\epsilon/\Delta x$ from 1 to 0.5 makes the simulation less expensive for the proposed ACDI method by increasing the maximum allowable time-step size, whereas reducing ϵ increases the cost for CDI method. In this section, the effect of varying the value of ϵ on the accuracy of the methods is evaluated.

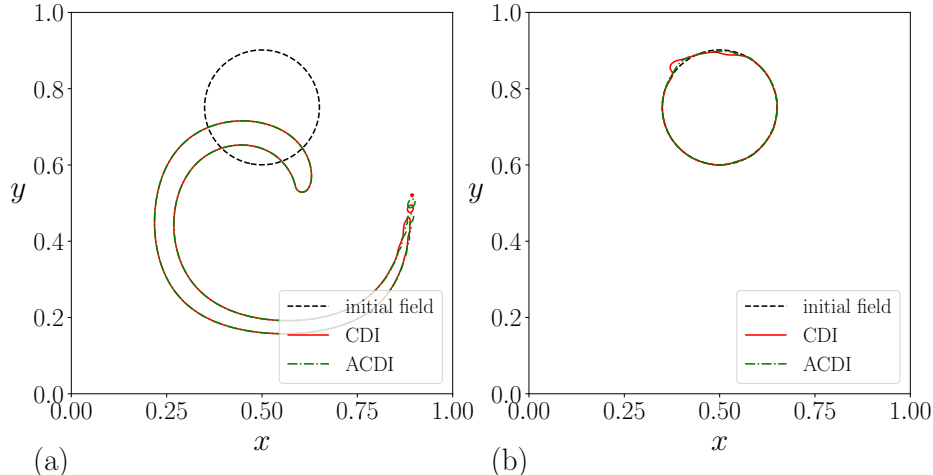


FIGURE 2. The shape of the drop at (a) half time of $t = 2$ and (b) final time of $t = 4$ in a shearing flow, computed in a domain discretized with a grid of size 256^2 .

Here, the test case of a drop in a shear flow from Section 6.1 is repeated, on a coarser grid of size 64^2 , for various values of ϵ , and the shape of the drop that is recovered at the final time of $t = 4$ is shown in Figure 3. For the proposed ACDI method, the final drop shape is more circular, and it approaches the ideal shape, as the value of ϵ is reduced. But for the CDI method, the final drop shape is more distorted as the value of ϵ is reduced. Furthermore, the error E is plotted against different values of ϵ in Figure 4. The error for the proposed ACDI method decreases as $\epsilon/\Delta x$ decreases, all the way up to $\epsilon/\Delta x = 0.5$. But the error for the CDI method increases as $\epsilon/\Delta x$ decreases for $\epsilon/\Delta x < 1$. Hence, the proposed ACDI method not only becomes less expensive as $\epsilon/\Delta x$ decreases, but also becomes more accurate; therefore, the method converges with decreasing $\epsilon/\Delta x$. The CDI method, in contrast, not only becomes more expensive as $\epsilon/\Delta x$ decreases but also becomes less accurate; therefore, the method diverges with decreasing $\epsilon/\Delta x$.

6.2. Droplet-laden isotropic turbulence

In this section, the simulation of a droplet-laden isotropic turbulence is presented on coarse grids. It is well known that the coarse-grid simulation of a turbulent flow is a good test of the nonlinear stability and robustness of the method, which were previously studied, for single-phase flows, by Honein and Moin (2004), Mahesh et al. (2004), Hou and Mahesh (2005), Subbareddy and Candler (2009), and Kuya et al. (2018), and for two-phase flows by Jain and Moin (2020). This is due to the lack of grid resolution to support dissipative mechanisms that stabilize the method. Here, high-density-ratio droplet-laden isotropic turbulence is simulated at finite and infinite Re . The infinite- Re simulation corresponds to an inviscid case, where there are no dissipative mechanisms, and acts as a true test of robustness of the method.

For the infinite- Re simulation case, the proposed ACDI method is coupled with both the consistent momentum transport equation in Eq. (17), which results in discrete kinetic energy conservation, and the standard momentum equation (inconsistent), which does not conserve kinetic energy. This is done to illustrate the importance of solving the consistent

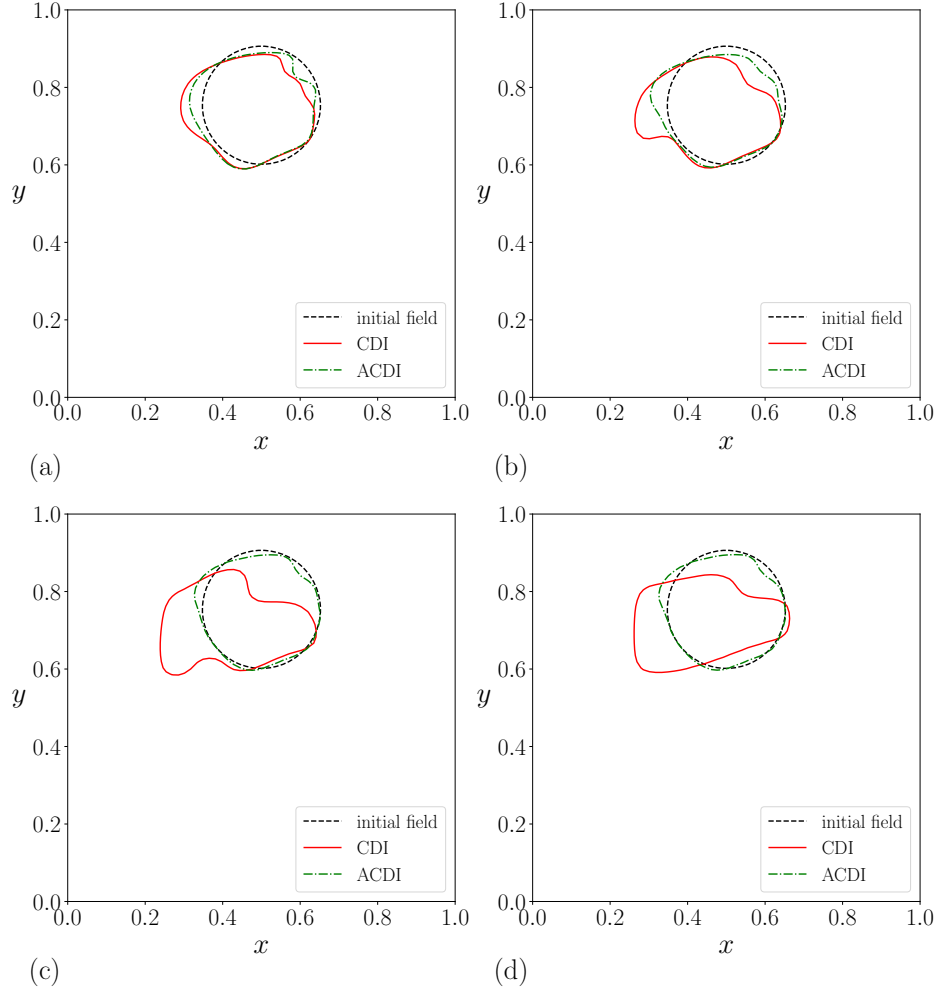


FIGURE 3. The final shape of the drop at $t = 4$ for (a) $\epsilon/\Delta x = 1$, (b) $\epsilon/\Delta x = 0.75$, (c) $\epsilon/\Delta x = 0.55$, and (d) $\epsilon/\Delta x = 0.51$, in a shearing flow, computed in a domain discretized with a grid of size 64^2 .

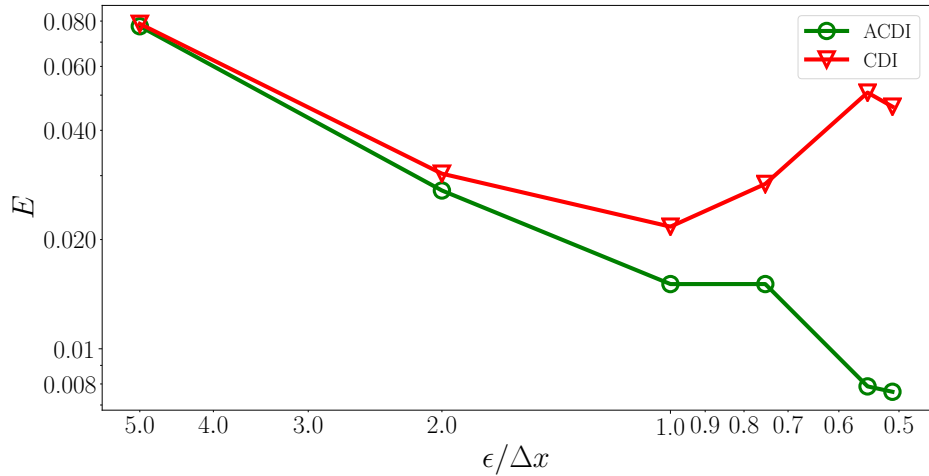


FIGURE 4. Comparison of the error, E , computed using Eq. (22), at the final time of $t = 4$ for the CDI and ACDI methods. The test case is the drop in a shearing flow, computed in a domain discretized with a grid of size 64^2 .

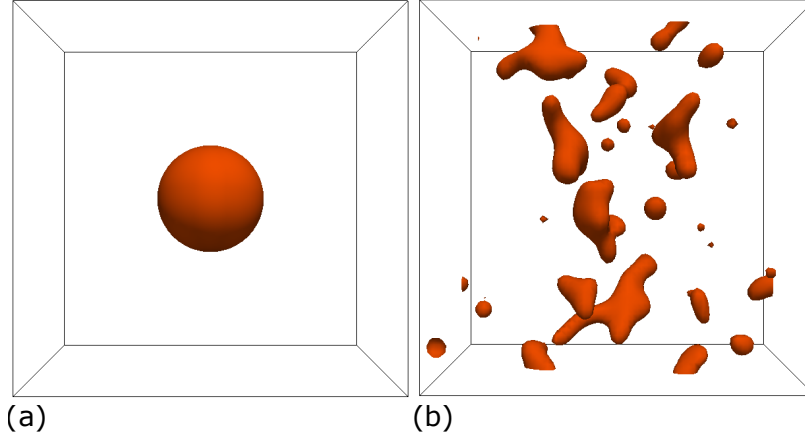


FIGURE 5. The snapshots from the droplet-laden isotropic turbulence simulation with the droplet-to-carrier fluid density ratio of $\rho_1/\rho_2 = 1000$, and the initial Taylor-scale Reynolds number of $Re_{\lambda,o} = 100$, at (a) $t = 0$ and (b) $t = 5.7735$.

momentum transport equation.

The initial setup consists of a single spherical drop, of radius $R = 1$, that is placed at the center of the triply periodic domain. The domain has dimensions of $2\pi \times 2\pi \times 2\pi$, and is discretized into a grid of size $64 \times 64 \times 64$. The velocity field is initialized using the energy spectrum

$$E(k) \propto k^4 \exp \left[-2 \left(\frac{k}{k_o} \right)^2 \right], \quad (24)$$

where k is the wavenumber, and k_o is the most energetic wavenumber. Here, k_o is chosen to be equal to 4, and hence, the initial Taylor microscale is set as $\lambda_o = 2/k_o = 0.5$.

The density of the droplet fluid is $\rho_1 = 1000$, and the density of the carrier fluid is $\rho_2 = 1$. The surface tension between the two fluids is set to zero; i.e., the Weber number is ∞ . For the finite- Re simulation, the dynamic viscosity of the two fluids is chosen to be $\mu_1 = 1.732$ and $\mu_2 = 1.732 \times 10^{-3}$, such that the initial Taylor-scale Reynolds number is $Re_{\lambda,o} = 100$, where, the Taylor scale Reynolds number is defined as $Re_{\lambda} = u_{rms}\lambda/\nu$, where $u_{rms} = \langle u_i u_i \rangle / 3 = (2/3) \int_0^\infty E(k) dk$ is the root-mean-square velocity fluctuation. For the infinite- Re simulation, the dynamic viscosity of the two fluids is chosen to be $\mu_1 = \mu_2 = 0$, such that $Re_{\lambda,o} = \infty$.

The snapshots of the simulation results for the $Re_{\lambda,o} = 100$ case at time $t = 0$ and the final time of $t = 5.7735$ are presented in Figure 5. Note that the breakup of the droplets and ligaments seen in this case is induced by the lack of grid resolution and, therefore, should not be considered physical. One needs to implement a subgrid-scale model to correctly predict the behavior of droplet breakup and the drop-size distribution. Here, we are instead interested in testing the robustness of the proposed ACIDI method and the consistent momentum transport equation.

The time evolution of the total kinetic energy $K = \rho u_i u_i / 2$, normalized by the initial value, for both finite- and infinite- Re cases is shown in Figure 6. For the finite- Re case, the total kinetic energy of the system decays due to the viscous dissipation; and for the infinite- Re case, the kinetic energy is conserved throughout the simulation (as expected),

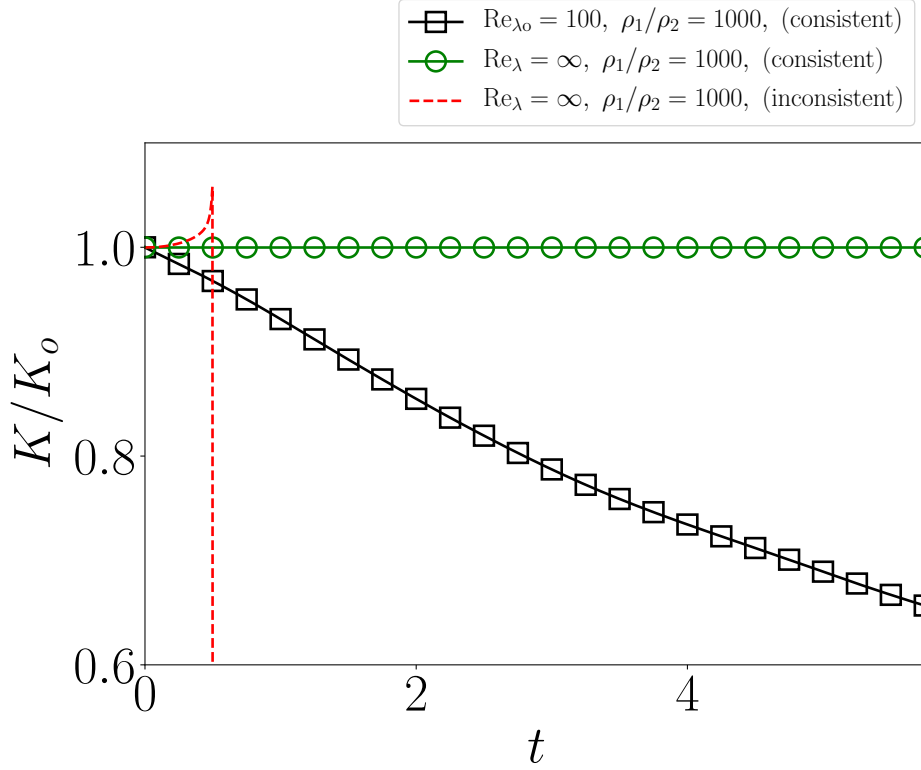


FIGURE 6. The evolution of total kinetic energy for the droplet-laden isotropic turbulence simulation for both finite and infinite Re . The consistent formulation is the PF model coupled with the proposed consistent momentum transport equation in Eq. (17), and the inconsistent formulation is the PF model coupled with the standard momentum equation.

which results in stable numerical simulations. For the infinite- Re case, results from the inconsistent momentum formulation are also shown in Figure 6 for comparison. Due to the inconsistent transport of momentum, the total kinetic energy is not conserved; therefore, the simulation diverges.

6.3. Spurious currents in a stationary drop/bubble

In this section, a simple test case of a stationary drop/bubble is used to evaluate the accuracy in computing surface tension force with the proposed ACDI method. The CSF formulation involves computation of curvature, and the error in computing curvature results in spurious currents. Hence, the maximum magnitude of spurious currents can be used as a metric to estimate the accuracy in the implementation of surface tension force terms.

A two-dimensional stationary drop of radius $R = 0.4$ is placed at the center of a square domain of unit size. The density and viscosity of the droplet fluid and the surrounding fluid are set to be equal. The fluid properties are chosen such that the Laplace number is $La = \rho D \sigma / \mu^2 = 12000$. The maximum magnitude of the non-dimensional spurious currents ($Ca_{max} = \mu |\vec{u}|_{max} / \sigma$, where Ca is the capillary number) in the domain is computed and plotted with time in Figure 7. A significant reduction in the spurious currents, by over 2 orders of magnitude, can be seen with the proposed ACDI method when the curvature is computed using Eq. (12), as opposed to Eq. (11).

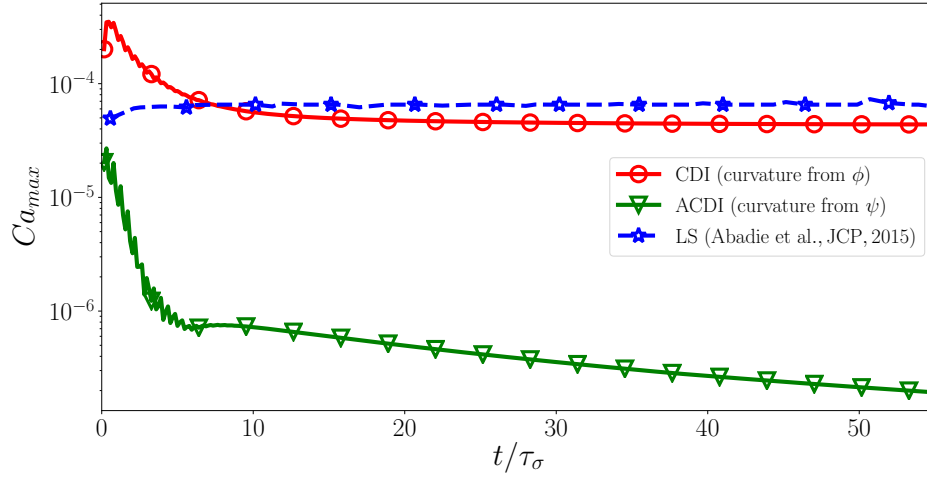


FIGURE 7. Evolution of the maximum non-dimensional spurious currents (Ca_{max}) in the domain with time. Time is normalized by the capillary time-scale $\tau_\sigma = \sqrt{\rho D^3/\sigma}$. LS denotes an LS method.

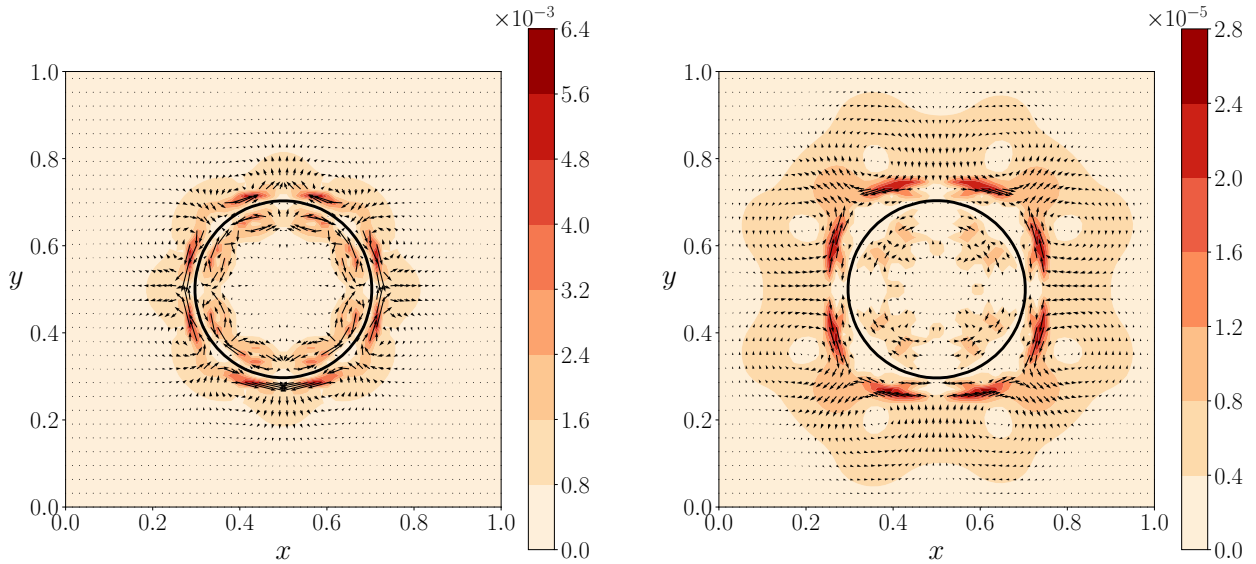


FIGURE 8. Form of the spurious currents around the interface at $t/\tau_\sigma \approx 55$ with curvature computed using (a) ϕ [Eq. (11)] and (b) ψ [Eq. (12)]. Here, the color represents the magnitude of the velocity in simulation units.

Furthermore, to compare the present formulation with the LS formulation, the results from Abadie et al. (2015) are also presented in Figure 7. The curvature computation is very accurate in an LS method due to the use of a signed-distance function to compute interface normals. Although the improved curvature computation results in improving the accuracy of the surface-tension force, the well-balanced nature of the surface tension model gets destroyed due to the reinitialization step in the LS method (Abadie et al., 2015). With the proposed ACIDI method, the well-balanced nature of the surface tension model is retained, unlike the LS method, resulting in significantly lower magnitude of spurious currents compared with an LS method.

7. Conclusions

In this work, we proposed a novel PF model for the simulation of two-phase flows that is accurate, conservative, bounded, and robust. The proposed model conserves the mass of each of the phases and results in bounded transport of the volume fraction. We present results from the canonical test cases of a drop in a shear flow, showing an improvement in accuracy over the commonly used conservative PF method.

We also showed that the proposed method imposes lesser CFL restriction, and hence, is less expensive compared to previous methods. The proposed method also facilitates reformulation of the surface tension force calculation in terms of the new signed-distance variable. We showed that this improves the surface tension force calculation and significantly reduces the spurious currents at the interface. We further derived a consistent and conservative momentum transport equation for the proposed PF model that results in discrete conservation of kinetic energy, which is a sufficient condition for the numerical stability of incompressible flows in the absence of dissipative mechanisms.

We discretize the proposed PF model using the second-order flux-split conservative central scheme proposed by Jain and Moin (2020), which reduces the aliasing error and is also responsible for the superior boundedness property of the model. To illustrate the robustness of the method in simulating high-density-ratio turbulent two-phase flows, we present the numerical simulations of droplet-laden isotropic turbulence at infinite Reynolds numbers for a density ratio of 1000.

Acknowledgments

S. S. J. acknowledges financial support from the Franklin P. and Caroline M. Johnson Graduate Fellowship. A preliminary version of this work has been published as a technical report in the annual publication of the Center for Turbulence Research (Jain, 2021) and is available online¹.

Appendix A: Reduced error in the computation of curvature

The improvement in the computation of surface tension forces proposed in Section 3.4 is due to the reduced truncation errors in the computation of κ using Eq. (12) as opposed to Eq. (11). This reduction in truncation errors can be easily seen as follows.

¹http://web.stanford.edu/group/ctr/ResBriefs/2021/15_Jain.pdf

Assuming 1D for simplicity, and discretizing κ as

$$k_m = \frac{n|_{(m+\frac{1}{2})} - n|_{(m-\frac{1}{2})}}{\Delta x} \quad (25)$$

where n is the 1D normal vector along x direction. For the formulation in Eq. (11) that uses ϕ to compute κ , the error in the discrete computation of n is proportional to the truncation error in the computation of $\phi'|_{(m+\frac{1}{2})}$, which can be expressed as

$$\varepsilon_\phi = \phi'|_{(m+\frac{1}{2})} - \frac{\phi|_{(m+1)} - \phi|_m}{\Delta x} = -\frac{(\Delta x)^2}{24} \phi'''(x|_{(m+\frac{1}{2})}), \quad (26)$$

where $'$ denotes a derivative here. If $\phi \sim \tanh x$, then $\phi''' \sim (4 \tanh^2 x \operatorname{sech}^2 x - 2 \operatorname{sech}^4 x)$, which is nonzero at $x = 0$ (interface location). Note that the odd derivatives of ϕ are nonzero at $x = 0$ and the value of these derivatives at $x = 0$ increases with the increase in the order of the derivative. On the other hand, for the formulation in Eq. (12) that uses ψ to compute κ , the error in the discrete computation of n is proportional to the truncation error in the computation of $\psi'|_{(m+\frac{1}{2})}$, which can be expressed as

$$\varepsilon_\psi = -\frac{(\Delta x)^2}{24} \psi'''(x|_{(m+\frac{1}{2})}). \quad (27)$$

If $\psi \sim x$, then $\psi''' \sim 0$. Therefore, the computation of κ using the formulation in Eq. (12) is much more accurate than the computation of κ using the formulation in Eq. (11). Note, however, ϕ is not exactly equal to $\tanh x$ and ψ is not exactly equal to x , unless the interface is in perfect equilibrium. Hence, this is an approximate analysis and the computation of κ is, therefore, not exact using the relation in Eq. (12), albeit being more accurate.

References

- S. P. Lin, R. D. Reitz, Drop and spray formation from a liquid jet, *Annual review of fluid mechanics* 30 (1998) 85–105.
- E. Lamarre, W. Melville, Air entrainment and dissipation in breaking waves, *Nature* 351 (1991) 469–472.
- J. Bibette, F. L. Calderon, P. Poulin, Emulsions: basic principles, *Reports on Progress in Physics* 62 (1999) 969.
- V. Dhir, Boiling heat transfer, *Annual review of fluid mechanics* 30 (1998) 365–401.
- R. Lal, Carbon sequestration, *Philosophical Transactions of the Royal Society B: Biological Sciences* 363 (2008) 815–830.
- S.-J. Ha, C.-E. Park, K.-D. Kim, C.-H. Ban, Development of the space code for nuclear power plants, *Nuclear Engineering and Technology* 43 (2011) 45–62.
- S. Mirjalili, S. S. Jain, M. Dodd, Interface-capturing methods for two-phase flows: An overview and recent developments, *Center for Turbulence Research Annual Research Briefs* (2017) 117–135.

- J. W. Cahn, J. E. Hilliard, Free energy of a nonuniform system. i. interfacial free energy, *The Journal of chemical physics* 28 (1958) 258–267.
- S. M. Allen, J. W. Cahn, A microscopic theory for antiphase boundary motion and its application to antiphase domain coarsening, *Acta metallurgica* 27 (1979) 1085–1095.
- D. M. Anderson, G. B. McFadden, A. A. Wheeler, Diffuse-interface methods in fluid mechanics, *Annual review of fluid mechanics* 30 (1998) 139–165.
- J. Lowengrub, L. Truskinovsky, Quasi-incompressible cahn–hilliard fluids and topological transitions, *Proceedings of the Royal Society of London. Series A: Mathematical, Physical and Engineering Sciences* 454 (1998) 2617–2654.
- L. Q. Chen, J. Shen, et al., Applications of semi-implicit fourier-spectral method to phase field equations, *Computer Physics Communications* 108 (1998) 147–158.
- D. Jacqmin, Calculation of two-phase navier–stokes flows using phase-field modeling, *Journal of Computational Physics* 155 (1999) 96–127.
- C. Liu, J. Shen, A phase field model for the mixture of two incompressible fluids and its approximation by a fourier-spectral method, *Physica D: Nonlinear Phenomena* 179 (2003) 211–228.
- V. E. Badalassi, H. D. Ceniceros, S. Banerjee, Computation of multiphase systems with phase field models, *Journal of computational physics* 190 (2003) 371–397.
- P. Yue, J. J. Feng, C. Liu, J. Shen, A diffuse-interface method for simulating two-phase flows of complex fluids, *Journal of Fluid Mechanics* 515 (2004) 293.
- X. Yang, J. J. Feng, C. Liu, J. Shen, Numerical simulations of jet pinching-off and drop formation using an energetic variational phase-field method, *Journal of Computational Physics* 218 (2006) 417–428.
- J. Kim, Phase-field models for multi-component fluid flows, *Communications in Computational Physics* 12 (2012) 613–661.
- P.-H. Chiu, Y.-T. Lin, A conservative phase field method for solving incompressible two-phase flows, *Journal of Computational Physics* 230 (2011) 185–204.
- E. Olsson, G. Kreiss, A conservative level set method for two phase flow, *Journal of Computational Physics* 210 (2005) 225–246.
- M. Geier, A. Fakhari, T. Lee, Conservative phase-field lattice boltzmann model for interface tracking equation, *Physical Review E* 91 (2015) 063309.
- H. Wang, Z. Chai, B. Shi, H. Liang, Comparative study of the lattice boltzmann models for allen-cahn and cahn-hilliard equations, *Physical Review E* 94 (2016) 033304.
- F. Ren, B. Song, M. C. Sukop, H. Hu, Improved lattice boltzmann modeling of binary flow based on the conservative allen-cahn equation, *Physical Review E* 94 (2016) 023311.

- H. Liang, J. Xu, J. Chen, H. Wang, Z. Chai, B. Shi, Phase-field-based lattice boltzmann modeling of large-density-ratio two-phase flows, *Physical Review E* 97 (2018) 033309.
- A. Fakhari, Y. Li, D. Bolster, K. T. Christensen, A phase-field lattice boltzmann model for simulating multiphase flows in porous media: Application and comparison to experiments of co2 sequestration at pore scale, *Advances in water resources* 114 (2018) 119–134.
- R. H. H. Abadi, M. H. Rahimian, A. Fakhari, Conservative phase-field lattice-boltzmann model for ternary fluids, *Journal of Computational Physics* 374 (2018) 668–691.
- S. Aihara, T. Takaki, N. Takada, Multi-phase-field modeling using a conservative allen–cahn equation for multiphase flow, *Computers & Fluids* 178 (2019) 141–151.
- S. Mirjalili, C. B. Ivey, A. Mani, A conservative diffuse interface method for two-phase flows with provable boundedness properties, *Journal of Computational Physics* 401 (2020) 109006.
- S. S. Jain, A. Mani, P. Moin, A conservative diffuse-interface method for compressible two-phase flows, *Journal of Computational Physics* (2020) 109606.
- S. S. Jain, M. C. Adler, J. R. West, A. Mani, P. Moin, S. K. Lele, Assessment of diffuse-interface methods for compressible multiphase fluid flows and elastic-plastic deformation in solids, *arXiv preprint arXiv:2109.09729* (2021).
- R. K. Shukla, C. Pantano, J. B. Freund, An interface capturing method for the simulation of multi-phase compressible flows, *Journal of Computational Physics* 229 (2010) 7411–7439.
- A. Tiwari, J. B. Freund, C. Pantano, A diffuse interface model with immiscibility preservation, *Journal of Computational Physics* 252 (2013) 290–309.
- A. W. Cook, Artificial fluid properties for large-eddy simulation of compressible turbulent mixing, *Physics of fluids* 19 (2007) 055103.
- A. Subramaniam, N. S. Ghaisas, S. K. Lele, High-order Eulerian simulations of multimaterial elastic–plastic flow, *Journal of Fluids Engineering* 140 (2018) 050904.
- M. C. Adler, S. K. Lele, Strain-hardening framework for Eulerian simulations of multi-material elasto-plastic deformation, in: *Center for Turbulence Research Annual Research Briefs 2019*, Stanford University, 2019.
- T. Waławczyk, A consistent solution of the re-initialization equation in the conservative level-set method, *J. Comput. Phys.* 299 (2015) 487–525.
- R. Chiodi, O. Desjardins, A reformulation of the conservative level set reinitialization equation for accurate and robust simulation of complex multiphase flows, *Journal of Computational Physics* 343 (2017) 186–200.
- P.-H. Chiu, A coupled phase field framework for solving incompressible two-phase flows, *Journal of Computational Physics* 392 (2019) 115–140.

- H. Abels, H. Garcke, G. Grün, Thermodynamically consistent, frame indifferent diffuse interface models for incompressible two-phase flows with different densities, *Mathematical Models and Methods in Applied Sciences* 22 (2012) 1150013.
- M. Raessi, H. Pitsch, Consistent mass and momentum transport for simulating incompressible flows with large density ratios using the level set method, *Comput. Fluids* 63 (2012) 70–81.
- V. L. Chenadec, H. Pitsch, A monotonicity preserving conservative sharp interface flow solver for high density ratio two-phase flows, *J. Comput. Phys.* 249 (2013) 185–203.
- Z. Huang, G. Lin, A. M. Ardekani, Consistent and conservative scheme for incompressible two-phase flows using the conservative allen-cahn model, *Journal of Computational Physics* 420 (2020a) 109718.
- Z. Huang, G. Lin, A. M. Ardekani, Consistent, essentially conservative and balanced-force phase-field method to model incompressible two-phase flows, *Journal of Computational Physics* 406 (2020b) 109192.
- S. Mirjalili, A. Mani, Consistent, energy-conserving momentum transport for simulations of two-phase flows using the phase field equations, *Journal of Computational Physics* 426 (2021) 109918.
- M. M. Francois, S. J. Cummins, E. D. Dendy, D. B. Kothe, J. M. Sicilian, M. W. Williams, A balanced-force algorithm for continuous and sharp interfacial surface tension models within a volume tracking framework, *Journal of Computational Physics* 213 (2006) 141–173.
- J. U. Brackbill, D. B. Kothe, C. Zemach, A continuum method for modeling surface tension, *Journal of Computational Physics* 100 (1992) 335–354.
- S. Popinet, Numerical models of surface tension, *Annual Review of Fluid Mechanics* 50 (2018) 49–75.
- J. Kim, P. Moin, Application of a fractional-step method to incompressible navier-stokes equations, *Journal of computational physics* 59 (1985) 308–323.
- S. S. Jain, P. Moin, A kinetic energy and entropy preserving scheme for the simulation of compressible two-phase turbulent flows, *Center for Turbulence Research Annual Research Briefs* (2020).
- G. Blaisdell, E. Spyropoulos, J. Qin, The effect of the formulation of nonlinear terms on aliasing errors in spectral methods, *Applied Numerical Mathematics* 21 (1996) 207–219.
- F. K. Chow, P. Moin, A further study of numerical errors in large-eddy simulations, *Journal of Computational Physics* 184 (2003) 366–380.
- C. A. Kennedy, A. Gruber, Reduced aliasing formulations of the convective terms within the navier–stokes equations for a compressible fluid, *Journal of Computational Physics* 227 (2008) 1676–1700.

- A. Kravchenko, P. Moin, On the effect of numerical errors in large eddy simulations of turbulent flows, *Journal of computational physics* 131 (1997) 310–322.
- J. B. Bell, P. Colella, H. M. Glaz, A second-order projection method for the incompressible Navier-Stokes equations, *Journal of Computational Physics* 85 (1989) 257 – 283.
- W. J. Rider, D. B. Kothe, Reconstructing volume tracking, *Journal of Computational Physics* 141 (1998) 112–152.
- G. Tryggvason, R. Scardovelli, S. Zaleski, *Direct numerical simulations of gas–liquid multi-phase flows*, Cambridge University Press, 2011.
- A. E. Honein, P. Moin, Higher entropy conservation and numerical stability of compressible turbulence simulations, *Journal of Computational Physics* 201 (2004) 531–545.
- K. Mahesh, G. Constantinescu, P. Moin, A numerical method for large-eddy simulation in complex geometries, *Journal of Computational Physics* 197 (2004) 215–240.
- Y. Hou, K. Mahesh, A robust, colocated, implicit algorithm for direct numerical simulation of compressible, turbulent flows, *Journal of Computational Physics* 205 (2005) 205–221.
- P. K. Subbareddy, G. V. Candler, A fully discrete, kinetic energy consistent finite-volume scheme for compressible flows, *Journal of Computational Physics* 228 (2009) 1347–1364.
- Y. Kuya, K. Totani, S. Kawai, Kinetic energy and entropy preserving schemes for compressible flows by split convective forms, *Journal of Computational Physics* 375 (2018) 823–853.
- T. Abadie, J. Aubin, D. Legendre, On the combined effects of surface tension force calculation and interface advection on spurious currents within volume of fluid and level set frameworks, *Journal of Computational Physics* 297 (2015) 611–636.
- S. S. Jain, Accurate conservative phase-field method for simulation of two-phase flows, *Center for Turbulence Research Annual Research Briefs* (2021).