
DOMAIN GENERALISATION FOR OBJECT DETECTION UNDER COVARIATE AND CONCEPT SHIFT

Karthik Seemakurthy

Applied AGI Limited, London, UK.
karthik.seemakurthy@appliedagi.com

Erchan Aptoula

Faculty of Engineering and Natural Sciences (VPALab)
Sabanci University, Istanbul, Türkiye
erchan.aptoula@sabanciuniv.edu

Charles Fox, Petra Bosilj

School of Computer Science
University of Lincoln, UK
{chfox, pbosilj}@lincoln.ac.uk

ABSTRACT

Domain generalisation aims to promote the learning of domain-invariant features while suppressing domain-specific features, so that a model can generalise better to previously unseen target domains. An approach to domain generalisation for object detection is proposed, the first such approach applicable to any object detection architecture. Based on a rigorous mathematical analysis, we extend approaches based on feature alignment with a novel component for performing class conditional alignment at the instance level, in addition to aligning the marginal feature distributions across domains at the image level. This allows us to fully address both components of domain shift, i.e. covariate and concept shift, and learn a domain agnostic feature representation. Extensive evaluation with both one-stage (FCOS, YOLOv3) and two-stage (Faster R-CNN) detectors, on a newly proposed benchmark comprising several different datasets for autonomous driving applications (Cityscapes, BDD10K, ACDC, IDD) as well as the GWHD dataset for precision agriculture, shows consistent improvements to the generalisation and localisation performance over baselines and state-of-the-art.

Keywords Domain Generalisation · Object Detection · Domain Shift · Covariate Shift · Concept Shift

1 Introduction

Object detection (OD) is the task of identifying and localising all instances of a certain type of object in images. Benchmark performances have increased significantly using deep learning approaches [1, 2, 3, 4, 5, 6, 7, 8]. However, deploying models in autonomous systems continues to be challenging, as factors such as viewpoint, background, weather, and capture devices compound with the variations in object appearance. The resulting distribution discrepancy between training and testing data is called *domain shift* and degrades model performance at deployment [9, 10]. Fig. 1 shows examples illustrating the domain shift that can be encountered in autonomous farming and driving contexts. One can observe significant levels of variations across the appearance of wheat and vehicles in terms of size, shape, illumination, and their positioning in the scene, made more challenging by changing weather conditions.

Alleviating the impact of domain shift by increasing the amount and diversity of annotated training data is both expensive and time consuming, and still provides no guarantee that all deployment scenarios will be adequately represented. In practice, training data obtained from the specific deployment (target) domain is often sparse or unavailable. Therefore, *domain generalisation* (DG) addresses the domain shift by dividing the training data into several known domains during training to learn how to suppress domain-specific information. The goal is to directly learn a single, unchanging set of parameters which are able to perform well on previously unseen domains. However, recent surveys on the topic of DG [11, 12] indicate the lack of a systematic analysis of DG for OD. This paper offers a rigorous mathematical treatment of feature alignment approaches in OD while addressing both components of domain shift, namely covariate and concept




Figure 1: Samples from various datasets used in our experiments.

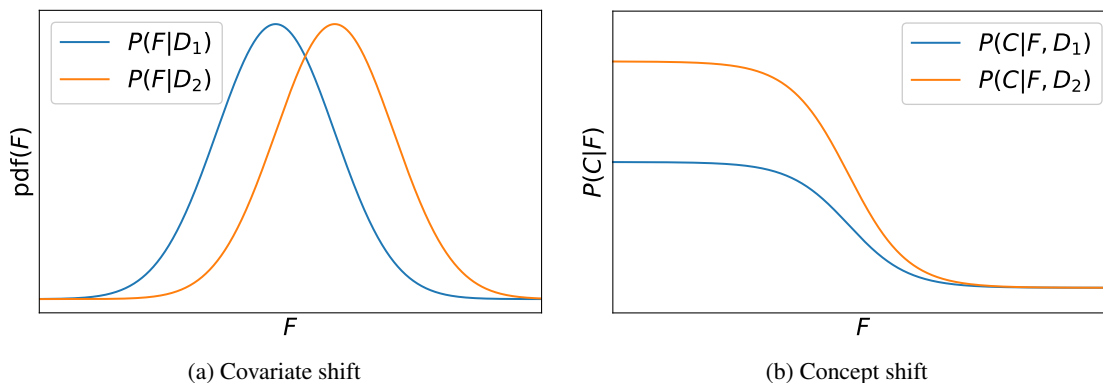


Figure 2: Different types of domain shift which can describe the relationship between two domains D_1 and D_2 , on a simplified example of using a single feature F to predict the existence of a class C . Covariate shift, shown in (a), describes the situation when the feature (input data) distribution changes between domain. Concept shift, shown in (b) describes the situation where the relationship between the class C and the features F changes. The overall distribution shift between two domains is typically a combination of covariate and concept shift.

shift (Fig. 2, Eq. (1)). Covariate shift describes the change in the input distribution, while concept shift refers to the change in the relationship between the predictive features and the expected output [13]. Note that there is an alternative model of domain shift, briefly shown later in Eq. (2), decomposing it into label and manifestation shifts, which we do not use in this paper. We show that aligning the marginal feature distributions across domains at the image level [14], and even the instance level [15] only addresses the covariate shift, which is necessary, but not sufficient to promote DG in OD. We further show that addressing concept shift by aligning class conditional distributions at the instance level, as well as ensuring consistency between instance and image level features [16, 17] consistently improves DG for OD. This paper brings together and builds upon the previous work by the authors [16, 17] to show how our proposal to jointly address both the covariate and concept components of domain shift can be applied to any object detection architecture, the first architecture-agnostic DG-OD approach. We include an extensive evaluation of our approach on both one-stage (YOLOv3, FCOS) and two-stage (Faster R-CNN) object detection architectures, 4 autonomous driving datasets and 1 autonomous farming dataset, improving the performance of all baseline architectures and outperforming the state-of-the-art approaches [14, 18] on their own benchmarks. Finally, we propose an extended and improved benchmark for DG in OD for autonomous driving, relying on 4 distinct and independent datasets (compared to the one

used by [18], which only uses 3 datasets, one of which is synthetically derived from another). Our implementations and models are open-sourced to encourage further research.

2 Related Work

Object detection. Classical approaches to OD relied on handcrafted features and formulated OD as a sliding window classification problem [19, 20, 21], combining classification and localisation in a single task. The empirical success of deep neural networks (DNNs) – which automatically extract high performing features – [22, 23] has resulted in their widespread adoption. Most CNN-based approaches to object detection can be categorised as either single-stage [1, 2, 3, 24, 25, 26, 27, 28, 29, 30] or two-stage [4, 5, 6, 31, 32], but OD can still be interpreted as a combination of a classification and localisation task. *Two-stage* approaches developed from the Region-based CNN (R-CNN) family [4, 31, 32] are characterised by a network trained to classify region proposals selected from the image in a separate preceding localisation step. *Single-stage* approaches perform localisation and classification simultaneously and have only recently reached the performance of two-stage approaches [1]. However, all of these architectures and a number of follow-up works [3, 5, 6] operate under the assumption that the testing data originates from the same domain and distribution as the training data and their performance consequently degrades on out-of-domain (OOD) data. When addressing domain shift, it is important to note that different to classification, where instance and image features are one and the same, in OD image level domain features can have a substantially different distribution to instance level class features. Therefore, our treatment of domain shift for OD addresses shift jointly at the image and instance level.

Domain shift. A number of techniques exist to directly or indirectly address domain shift. Transfer learning (TL) [33] is one of the best-known examples, enabled by a high transferability of pre-trained deep features, especially from the lower layers. Architectures pre-trained on a large corpus such as ImageNet [34] are fine-tuned for a different but related task. Contrary to DG, TL requires annotated data from the target domain, but can decrease both the amount of time and annotations needed by several orders of magnitude compared to training from scratch. The shift comes both from the distribution change between source and target domains, and a disjoint label space. It has been noted that the effectiveness of TL drops with increasing domain shift [35, 36, 37, 38]. *One-shot* and *few-shot learning* (OSL and FSL) [39] are a special case of transfer learning, where the representation of a new class is learned only from a single (or a handful of) labelled image(s) of that class. Unlike TL and OSL/FSL approaches which require fully annotated target domain data, *self-supervised learning* (SSL) [40] approaches leverage unlabelled data to minimise the shift in feature space. This can be realised either sequentially, as a pre-training step followed by a classical supervised TL [41, 42], or in a semi-supervised multi-task learning setup, where the unlabelled data is used in conjunction with a (typically much smaller quantity of) labelled data [43, 44, 45]. Since the secondary task, relying on unlabelled data, has a regularising effect on the learned features [46], this paradigm has also been applied for DG [47]. *Domain randomisation* [48, 49] is a complementary approach to DG, which relies on synthetically generated variations of the input data to obtain more generalisable features. *Domain adaptation* (DA) [15, 50] the closest topic to DG, as they both aim to address the domain shift encountered in new environments (target domain distribution shift) without the change to the label space. However, unlike DG, where no information about the target data distribution is known, DA relies on sparsely labelled or unlabelled target domain data (or other information providing insight into target data distribution) during training.

Domain generalisation in classification. DG was first studied [51] in the context of medical imaging, while the terminology was introduced later [52]. Earlier studies have explored fixed shallow features [52, 53, 54, 55, 56], while more recent investigations design architectures to address domain shift [57] or learning algorithms to optimise standard architectures [58, 59, 60]. One of the most common approaches to DG (as well as DA) is *feature alignment* [52, 61, 62], where the aim is to minimise the difference between the features representations of the source domains in order to learn a domain-invariant representation. Typical alignment techniques include domain-adversarial learning [62], moments [63], contrastive loss [64], KL-divergence [65] and maximum mean discrepancy [66]. Contrary to feature alignment which attempts to make the whole model domain-invariant, in approaches based on *representation disentanglement* [57, 67], the models contain both domain-specific and domain-agnostic parts. In *meta-learning*, training data is split into meta-train and meta-test sets which exhibit domain shift akin to the one expected at test-time, with the goal of learning how to train using the meta-train set in a way that improves the performance on the meta-test set. MAML [68], a meta-learning technique for DA, has been repurposed for DG [58], and extended in numerous follow-up works [69, 70]. Approaches performing advanced *data augmentations* attempt to diversify the training data, e.g. by applying off-the-shelf style transfer models [71] or learning to synthesise new domains [72]. A more detailed review [11] covers different domain generalisation approaches.

Domain generalisation beyond classification. Despite the numerous advances in understanding and addressing domain shift, there are not many works dealing with DG, or domain shift at all, in tasks beyond classification. A DG approach based on meta-learning was proposed for semantic segmentation [58], however, different to the typical DG setting, this approach requires additionally processing the target domain data at inference time. DG has also been applied to person

re-identification [73] and face presentation [74, 75], however both of these applications have a key characteristic in common with classification, namely the fact that the image-level and object-level features are one and the same. Chen et al. [15] propose a DA approach for minimising the domain shift in OD, a task which distinguishes between image and instance-level features. Their approach is based on feature alignment, and attempts to perform feature alignment consistently between the image and instance-level features, similar to our proposal. However, while it can be applied to DG with minimal modifications, it relies on the assumption that the class distribution and classifier behaviour is consistent across domains. This assumption has been shown to be false, especially when the shift between input image domains is significant [62, 66, 76, 77, 78, 79], which has been addressed by this work, using a similar approach to that which Zhao et al. [76] applied to classification. DG for OD has been explicitly addressed only by Liu et al. [14] (which was extended by Chen et al. [80]) and Lin et al. [18]. In common with the work proposed herein, Liu et al. [14] also rely on feature alignment to achieve DG, however, unlike our work, they only address covariate shift by aligning the image-level features, similarly to classification approaches. In addition, they rely on style transfer to generate new domain examples, and implement the feature alignment jointly through the Gradient Reversal Layer (GRL)[61] (like us) and Invariant Risk Minimisation (IRM) [81] (which we do not do). The follow-up work to Liu et al. [14], proposed by Chen et al. [80], improves the new domain synthesis, and implements feature alignment through contrastive learning, however still only addresses the covariate shift at the image level. Like our own work, the approach for Lin et al. [18] is tailored specifically for OD, addressing domain shift both at the image and instance level. However, it conflates two incompatible domain shift models (Eqs. 1 and 2) by attempting to address covariate and label shift at the same time. Finally, while all of these DG for OD approaches are tailored for one specific architecture (Liu et al. [14], Chen et al. [80] work on YOLOv3 [24], while Lin et al. [18] work with Faster R-CNN [4]), the work presented in this paper constitutes the first DG for OD approach which can be used with any detector.

3 Preliminaries

In this section the DG task is formally defined, and the mathematical context used by the proposed solution is presented.

Let a *model* be any function which takes an image as input, and transforms it into a feature vector according to its parameters, and returns a set of bounding boxes and a vector of class probabilities for each bounding box, based only on these features and additional parameters. Let a *trainer* be any system which takes images, ground truth bounding boxes containing objects of interest as well as their respective classes as training data, a model, and a loss function quantifying the system’s performance in terms of classification accuracy and bounding box prediction quality, all as input; and returns a set of model parameters which minimises the loss function between the model outputs and the training data, called a *trained model*.

DG assumes that the training data is generated from multiple domains, and labelled with these domains in addition to the bounding boxes and classes. A *DG trainer* is a system which takes similar inputs to a trainer with these domain labels added to images, and returns a trained model capable of generalising to unseen target domains without compromising the classification or bounding box prediction performance.

Let $\mathbf{I} \times \mathbf{C} \times \mathbf{B} \times \mathbf{D}$ be the sample space under observation. Here $I \in \mathbf{I}$ is an image, and $B \in \mathbf{B} = \mathbb{R}^4$ is a bounding box as a tuple (x, y, w, h) , of its central coordinate, width and height. $C \in \mathbf{C}$ denotes the detection class. $D \in \mathbf{D}$ is the domain to which an image belongs, $|\mathbf{C}|$ is the total number of classes in the training data, $|\mathbf{D}|$ is the total number of domains in the training data, and $|D|$ is the number of images in domain D . Let $P(I, C, B|D)$ be the ground truth joint distributions defined on $\mathbf{I} \times \mathbf{C} \times \mathbf{B}$ given domain D . The DG trainer’s task is to take as input a model and ground truth data from $\mathbf{I} \times \mathbf{C} \times \mathbf{B} \times \mathbf{D}$, and return a trained model capable of domain invariant detection.

Let a model be defined by the tuple $(f, c, b, \phi, \gamma, \beta)$ of functions and parameters for a feature vector extractor $F = f(I; \phi)$, a classifier on these features, $c(F; \gamma) \approx P(C|I)$, and a bounding box predictor $b(F; \beta) \approx P(B|I)$, respectively. Let $Q(C, B|I)$ be the joint distribution induced by a model given an image. The DG trainer’s task is to optimise the parameters in order to best approximate $Q(C, B|I) \approx P(C, B|I)$. This equation is independent of domain D .

Notation conventions: Q is parameterised by – and so depends on – all of the parameters, but we omit them in the notation for brevity unless specified otherwise. All distributions involving F are also parameterized by ϕ which we also omit from notation for the sake of brevity. Expectations, entropies, and other functionals are assumed to be taken over the conditioned, not conditioning variables unless otherwise stated, for example $\langle P(A, B|C, D) \rangle$ abbreviates $\langle P(A, B|C, D) \rangle_{A, B}$ (the expectation values of A and B given particular C and D).

To approximate the domain specific joint distributions $P(F, C, B|D)$ with a common $Q(F, C, B)$, we need to approximate all of the domain specific conditionals $P(C, B|F, D)$ with a common conditional $Q(C, B|F)$ and the domain specific marginals $P(F|D)$ by a common marginal $Q(F)$,

$$P(F, C, B|D) = P(C, B|F, D)P(F|D) \approx Q(C, B|F)Q(F). \quad (1)$$

Many state-of-the-art studies [15, 52] attribute domain shift exclusively to the difference in marginals $P(F|D) \neq P(F|D')$ (i.e. to covariate shift, Fig. 2a), while assuming conditionals to be stable across domains, $P(C, B|F, D) = P(C, B|F, D')$ (i.e. no concept shift, Fig. 2b). Alternatively, domain shift $P(F, C, B|D)$ can also be decomposed as:

$$P(F, C, B|D) = P(F|C, B, D)P(C, B|D), \quad (2)$$

where changes between different domains in $P(C, B|D)$ are called *label shift*, and in $P(F|C, B, D)$ are referred to as *manifestation shift*. It is worth noting that the two domain shift models in Eqs. (1) and (2) are mutually exclusive, as they rely on different assumptions about the causal direction between the class and the features in the real world.

The standard approach adopted by [15, 82] of finding ϕ to address covariate shift by equalising the marginals across domains is through an explicit feature-level domain discriminator $s(F; \psi) \approx P(D|F)$, by min-maxing the domain adversarial loss \mathcal{L}_{dadv} :

$$\min_{\phi} \max_{\psi} \mathcal{L}_{dadv}(\phi, \psi), \quad (3)$$

where \mathcal{L}_{dadv} is defined as [83]:

$$\mathcal{L}_{dadv}(\phi, \psi) = \sum_I \mathbf{1}_{D(I)} \cdot \log(s(f(I; \phi); \psi)), \quad (4)$$

where I ranges over the images in the training data, and $\mathbf{1}_D$ is the one-hot vector encoding the domain D of image I . This minmax game enables $F = f(I; \phi)$ to learn features whose domain cannot be distinguished by any $s(F; \psi)$, leading to equality of domain marginals,

$$\begin{aligned} P(F|D) &= P(F|D'), \quad \forall D, D' \\ &= Q(F) \end{aligned} \quad (5)$$

However, as pointed out by recent studies [62, 76, 77, 78], stability of conditionals across domains cannot be guaranteed. Any method aiming to achieve domain invariance needs to compensate for variation in conditionals $P(C, B|F, D)$. In other words, the domain discriminator $s(F; \psi)$ creates invariance on the sample space $\mathbf{I} \times \mathbf{D}$ but not on $\mathbf{I} \times \mathbf{C} \times \mathbf{B} \times \mathbf{D}$. Moreover, techniques proposed in recent studies [62, 76] are intended for classification and cannot be directly used to achieve generalised object detection.

4 Proposed Method

We now describe how to approximate the domain-specific conditionals $P(C, B|F, D) = P(C, B|F, D')$ with a common $Q(C, B|F)$. In conjunction with Eq. (3) this will lead to a DG trainer.

To approximate the domain-specific conditional distribution $P(C, B|F, D)$ of each domain D with a common distribution $Q(C, B|F)$, we minimise,

$$\min_{\phi, \gamma, \beta} \sum_D KL [P(C, B|F, D) || Q(C, B|F)] \quad (6)$$

$$= \min_{\phi, \gamma, \beta} \sum_D KL [P(C|B, F, D) || Q(C|B, F)] + \min_{\phi, \gamma, \beta} \sum_D KL [P(B|F, D) || Q(B|F)] \quad (7)$$

where $Q(C|B, F)$ and $Q(B|F)$ denote respectively the distributions associated with the instance level classifier and the bounding box predictor. Through the minimisation of the two terms in Eq. (7), the overall system is encouraged to transform the input images into a feature space where the both domain-specific instance level classifier (first term) and the bounding box predictor (second term) will be domain invariant. This implies that the optimisation in Eq. (7) along with Eq. (3) will result in a domain generalised trained model.

4.1 Classifier term

The first term in Eq. (7) can be further written as:

$$\min_{\phi, \gamma, \beta} \sum_D \langle \log \frac{P(C|B, F, D)}{Q(C|B, F)} \rangle \quad (8)$$

$$= \min_{\phi, \gamma, \beta} \left(\sum_D \langle \log P(C|B, F, D) \rangle - \sum_D \langle \log Q(C|B, F) \rangle \right) \quad (9)$$

$$= \min_{\phi, \gamma, \beta} \left(\sum_D -H(C|B, F, D) + \mathcal{L}_{cls} \right) \quad (10)$$

The first term in Eq. (9) is the sum of $|D|$ conditional negentropies $-H(C|B, F, D)$ over domains D . The second term in Eq. (9) is known as the **classification loss** \mathcal{L}_{cls} . Note that many algorithms already exist for minimising \mathcal{L}_{cls} so can be used as components of algorithms for minimising the whole of Eq. (9).

However such algorithms also need to minimise the conditional negentropy term, which is equivalent to maximising the conditional entropy $H(C|B, F, D)$. As both minimisations involve the same parameters, iterative algorithms which act in parallel to minimise both terms may compete to pull the solution in opposite directions.

To see the effect of perfectly maximising the conditional entropy $H(C|B, F, D)$ alone in Eq. (9) (i.e. temporarily ignoring the competing objective \mathcal{L}_{cls}), we adapt the following theorem from [76] for object detection:

Theorem 1: Assuming all the object classes are equally likely, maximising $H(C|B, F, D)$ is equivalent to minimising the Jensen-Shannon divergence between the $|C|$ conditional distributions $P(B, F|C, D)$ across classes. The global optimum can be achieved if and only if:

$$P(B, F|C, D) = P(B, F|C', D), \quad \forall C, C' \quad (11)$$

Even though this assumption can fail under a class imbalance scenario, balance can still be enforced through batch based biased sampling.

Proof: We use the derivation from supplementary material of [76] and adapt it to the object detection setting by including the bounding box predictions B . The information gain G between random variables L and M is:

$$G(L, M) = H(L) - H(L|M) \quad (12)$$

Let L be a discrete random variable which can take the values in $\{1, \dots, |C|\}$, then the relation between KL and Jensen-Shannon (JS) divergence is given by [84]:

$$JS[P(M|L=1), P(M|L=2), \dots, P(M|L=|C|)] = \langle KL[P(M|C) || P(M)] \rangle_C \quad (13)$$

By using the definition in Eq. (12), the class conditional negentropy can be expressed as

$$-H(C|B, F, D) = G(F, C, B|D) - H(C|D) \quad (14)$$

The first term of Eq. (14) can be expanded as

$$\begin{aligned} G(F, C, B|D) &= H(F, B|D) - H(F, B|C, D) \\ &= \frac{1}{|C|} \sum_C \langle \log \frac{P(F, B|C, D)}{P(F, B, D)} \rangle \\ &= \langle KL(P(F, B|C, D) || P(F, B, D)) \rangle_C \end{aligned} \quad (15)$$

From Eqs. (14) and (15), it can be deduced that minimising the domain specific class conditional negentropy $-H(C|B, F, D)$ is equivalent to minimising the KL-divergence between $P(F, B|C, D)$ and $P(F, B, D)$. (Note that $H(C|D)$ is a ground truth constant which does not depend on our model parameters, so cannot be optimised.)

By using Eq. (13), minimising the KL divergence in Eq. (15) is equivalent to minimising the Jensen-Shannon divergence:

$$JS[P(F, B|C=1, D), P(F, B|C=2, D), \dots, P(F, B|C=|C|, D)] \quad (16)$$

whose global minimum occurs under the condition of Eq. (11) \square .

Eq. (11) shows that minimisation of class conditional negentropy alone results in domain specific instance level features with no discriminative ability to assign correct class labels corresponding to the objects in the image I – making them completely useless for our actual goal of detection. But in reality we do not wish to minimise this term alone, and instead use its hypothetical solution to pull against some existing method for minimising \mathcal{L}_{cls} in Eq. (10).

One way to solve Eq. (11) is to use adversarial learning, inspired by the minmax game approach proposed in [76, 83, 85]. We here introduce $|\mathbf{D}|$ new classifiers, $c(F; \gamma_D)$, each parameterised by a different, domain-specific γ_D , and propose the following **domain specific adversarial** classification loss function \mathcal{L}_{erc} ,

$$\min_{\phi} \max_{\{\gamma_D\}} \mathcal{L}_{erc}(\phi, \gamma_D) \quad (17)$$

where

$$\mathcal{L}_{erc}(\phi, \{\gamma_D\}) = \sum_D \langle \log Q(C|B, F, D; \gamma_D) \rangle \quad (18)$$

and $Q(C|B, F, D; \gamma_D)$ is the Q distribution with γ_D replacing its usual γ .

4.2 Bounding box term

To optimise the second term in Eq. (7), we adopt a strategy previously used by Chen et al. [15] for DA. Minimising the KL divergence between the terms $P(B|F, D)$ and $Q(B|F)$ is equivalent to building a bounding box predictor independent of the domain label D . Using Bayes' theorem gives,

$$P(D|B, F)P(B|F) = P(B|F, D)P(D|F) \quad (19)$$

where $P(D|B, F)$ represents the instance level domain label predictor, $P(B|F, D)$ is the domain specific bounding box predictor, and $P(D|F)$ is the image level domain label predictor. From Eq. (19), we can observe that if there is a consistency between the image and instance level domain label predictor then the bounding box predictor will be invariant to domains, i.e. $P(B|D, F) = P(B|F)$.

The input $F[B]$ to the instance-level domain classifier will be the subset of image I features, computed at locations within the bounding box B by $f(I[B]; \phi)$. The **instance level domain classification loss** \mathcal{L}_{dins} employed at classifier $t(F[B]; \tau) \approx P(D|F[B])$ is:

$$\mathcal{L}_{dins}(\phi, \tau) = \sum_{B \sqsubset I} \langle \log(P(D|B, F)) \rangle = \sum_D \sum_{B \sqsubset I} \mathbf{1}_D \cdot \log(t(F[B]; \tau)) \quad (20)$$

where $B \sqsubset I$ ranges over the bounding boxes detected in image I . As shown in Eq. (19), in order to achieve invariant bounding box prediction across domains, we need a **consistency regularisation loss** \mathcal{L}_{cst} [15]:

$$\mathcal{L}_{cst}(\phi, \beta) = \|\langle t(F[B]; \tau) - s(F; \psi) \rangle_{B \sqsubset I}\|_2 \quad (21)$$

which is the ℓ^2 -norm of the average difference between instance and image domain discriminator vectors. Consequently, the main loss function that is to be used for training the system is given by:

$$\begin{aligned} \min_{\phi, \gamma} \max_{\psi, \{\gamma_D\}, \tau} \mathcal{L}(\phi, \gamma, \psi, \tau, \{\gamma_D\}, \beta) \\ = \mathcal{L}_{cls}(\phi, \gamma) + \mathcal{L}_{reg}(\phi, \beta) \\ + \alpha_1 \mathcal{L}_{dadv}(\phi, \psi) + \alpha_2 \mathcal{L}_{dins}(\phi, \tau) \\ + \alpha_3 \mathcal{L}_{cst}(\phi, \beta) + \alpha_4 \mathcal{L}_{erc}(\phi, \{\gamma_D\}) \end{aligned} \quad (22)$$

where $\alpha_1, \alpha_2, \alpha_3, \alpha_4$ represent the regularisation constants and \mathcal{L}_{reg} the bounding box regression loss. The features learned via the maximisation of the domain specific classification loss \mathcal{L}_{erc} can have a negative impact on the classifier $c(F; \gamma)$, and on the bounding box predictor $b(F; \beta)$, and thus can result in instability during the min-max optimisation of Eq. (22). To overcome this, following [76], we introduce $|\mathbf{D}|$ additional domain-specific classifiers, $c(F; \gamma'_D)$, with a **new cross-entropy loss** \mathcal{L}_{cel} :

$$\mathcal{L}_{cel}(\phi, \{\gamma'_D\}) = - \sum_D \langle \log Q(C|B, \bar{F})|D; \gamma'_D \rangle - \sum_D \sum_{D' \neq D} \langle \log Q(C|B, F)|D'; \bar{\gamma}'_D \rangle \quad (23)$$

where the bar above \bar{F} and $\bar{\gamma}'_D$ indicates that the parameters are fixed during training.

4.3 Combined loss function

The combined loss function \mathcal{L} that we use to train the system is

$$\begin{aligned} \mathcal{L}(\phi, \beta, \gamma, \psi, \tau, \{\gamma_D\}, \{\gamma'_D\}) = \mathcal{L}_{cls}(\phi, \gamma) + \mathcal{L}_{reg}(\phi, \beta) + \alpha_1 \mathcal{L}_{dadv}(\phi, \psi) \\ + \alpha_2 \mathcal{L}_{dins}(\phi, \tau) + \alpha_3 \mathcal{L}_{cst}(\phi, \beta) \\ + \alpha_4 \mathcal{L}_{erc}(\phi, \{\gamma_D\}) + \alpha_5 \mathcal{L}_{cel}(\phi, \{\gamma'_D\}) \end{aligned} \quad (24)$$

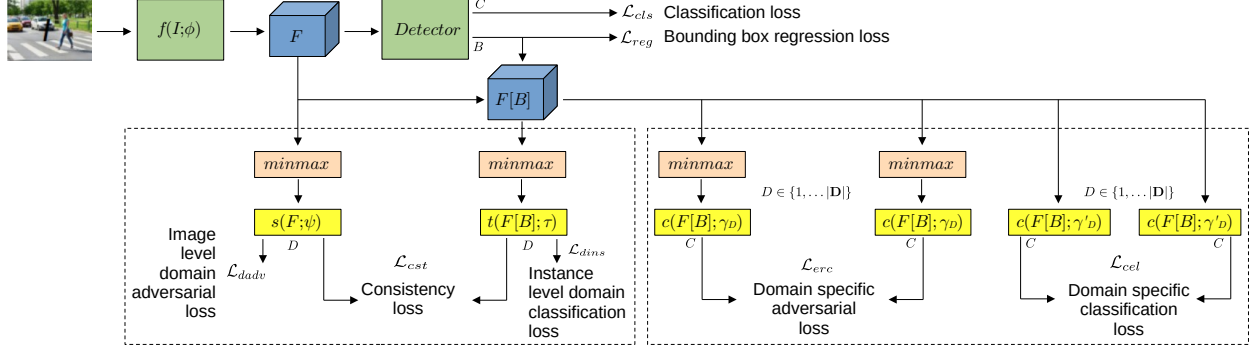


Figure 3: Block diagram of the proposed approach.

where α_5 is the regularisation constant associated with the additional $|\mathbf{D}|$ domain specific classifiers γ'_D .

To minimize Eq. (24) we require,

$$\min_{\phi, \gamma, \beta, \{\gamma'_D\}} \max_{\psi, \{\gamma_D\}, \tau} \mathcal{L}(\phi, \beta, \gamma, \psi, \tau, \{\gamma_D\}, \{\gamma'_D\}) \quad (25)$$

4.4 Combined loss minimising DG trainer

Since the additional $|\mathbf{D}|$ classifiers \bar{F} and $\bar{\gamma}_D$ are domain-specific, there is a high likelihood that they can prevent the learning of domain invariant features, which is against the goal of domain generalisation. But at the same time, the inclusion of the γ'_D classifiers can help in overcoming the instability introduced by the γ_D classifiers. Hence, an effective strategy for training these domain-specific classifiers is of crucial importance. To this end, we initially freeze ϕ and train each of the γ'_D classifiers by using data from domain D . This step will aid the domain-specific classifiers to learn only domain invariant features. In the next step, we fix all $|\mathbf{D}|$ parameters γ'_D and fine tune ϕ so that a sample I_D from domain D is classified accurately by all $\gamma'_{D' \neq D}$.

Algorithm 1 shows a complete DG trainer to minimise \mathcal{L} of Eq. (24), which optimises the main detector to achieve domain invariant bounding box prediction performance; which is further used for achieving class-conditional invariance.

Algorithm 1: Training strategy for domain generalised object detection.

Input: $|\mathbf{D}|$ domain training datasets, X_D **Input:** $\alpha_1, \alpha_2, \alpha_3, \alpha_4, \alpha_5$

Input: Feature and classifier functions f, c, b

Output: trained model ϕ, γ, β

for each epoch do

 Sample data from each training dataset respectively

 Update $\phi, \beta, \gamma, \psi, \tau$ by optimising first five terms of Eq. (24)

for each domain D do

 Sample data from the D -th dataset X_D

 Update γ'_D by optimising the \mathcal{L}_{cel} term of Eq. (24)

 Update ϕ, γ_D by optimising the \mathcal{L}_{erc} term of Eq. (24)

 Sample data from datasets $X_{D' \neq D}$

 Update ϕ by optimising the \mathcal{L}_{cel} term of Eq. (24)

end

end

A block diagram implementing the algorithm is given in Fig. 3. Compared against any generic object detector (one or two-stage), it introduces two new modules related to class-conditional invariance and bounding box invariance, which aid to optimise the feature extractor, in order to map the input images into feature vectors so that the detection is consistent across multiple domains. The min-max optimisation is a form of adversarial learning which may be implemented by GRLs [61], which simply flip the sign of the error terms during loss backpropagation.

Table 1: Number of instances of each class for all autonomous driving datasets

Dataset	person	rider	car	truck	bus	train	motorcycle	bicycle
<i>ACDC</i>	2221	276	8522	643	217	258	210	482
<i>BDD10k</i>	11140	516	82712	4266	1857	72	443	930
<i>Cityscapes</i>	107065	11815	159110	2910	2415	970	4440	24520
<i>IDD</i>	60617	73306	69929	20448	9540	15	83062	1905
Total	181043	85913	250344	28267	14031	1315	88155	27837

5 Experimental Validation

Datasets: We demonstrate the generalisation ability of our approach on the following popular multi-source object detection datasets. As it is commonly practised in the state-of-the-art, we employ the official training set (source domain(s)) of each dataset for training and validation purposes, all the while the official validation set (target domain(s)) is reserved exclusively for testing, unless otherwise specified.

Cityscapes [86] contains detection-annotated urban street scenes. There are 2975 images (from 18 cities) for training and 500 validation images (from 3 cities). To conduct a fair comparison, we resize original images to 600×1200 resolution. *Cityscapes* contains 8 classes: person, rider, car, truck, bus, train, motor, bike which are shared with other autonomous driving datasets. The number of instances across classes (for this and all other autonomous driving datasets used) is shown in Table 1. *Foggy Cityscapes* is derived from *Cityscapes* via synthetic fog simulation [87].

BDD10k [88]: was proposed along with *BDD100k* for segmentation, and overlaps it significantly. Annotations are collected on six scene types, six weather conditions, and three times of day. Unlike *Foggy Cityscapes* [87], the fog in *BDD10k* is real. Train and validation sets have 7000 and 1000 images of 1280×720 pixel resolution respectively. Segmentation masks are converted into bounding boxes to fit the object detection setting. We select *BDD10k* for our experiments as it is of commensurable size to other autonomous driving datasets used in this study, but use *BDD100k* for a fair comparison with state-of-the-art (see *Setups* below).

ACDC [89]: Adverse Conditions Dataset with Correspondences is an autonomous driving dataset targeted towards improving the performance of semantic segmentation task in adverse weather conditions. It has a total of 2006 images at 1920×1080 pixel resolution, which are uniformly spread across fog, nighttime, rain and snow conditions. We use the standard train validation split that comes with the dataset (1600 for training and 406 for validation).

IDD [90]: Indian Driving Dataset (Parts I and II) aims for improved autonomous navigation and detection in unstructured environments. It has a total of 16063 images, split into 14027 and 2036 samples for training and validation respectively. Resolutions vary between 1280×720 and 1920×1080 pixels. They are captured from 182 driving sequences on Indian roads and are annotated with 34 classes.

GWHD [91, 92] contains annotated wheat head detections in images captured from multiple platforms and camera settings, with additional variation in wheat genotype, sowing density, growth stage and soil type. 6515 images (resolution: 1024×1024 pixels) are acquired across 47 sessions; each restricted to a single domain/farm. The training set has 18 domains with 3657 images; the validation set contains 11 different sessions with 1476 images; and the test set has 18 sessions with 1382 images. (There are small discrepancies in image counts reported in the paper and dataset; we use the splits provided by the dataset.)

URPC 2019 [14] contains 3765 underwater images for training and 942 for validation with highest resolution 3840×2160 pixels, captured by a GoPro camera. Five classes are annotated: echinus (18490), starfish (5794), holothurian (5199), scallop (6617) and waterweeds (82), where numbers in parenthesis denote numbers of instances for each class. *URPC2019* is formed via synthetic generation of 8 types of water quality as domains using style transfer.

Setups: The following experiments were performed to analyse generalisation ability of the proposed approach across multiple object detection architectures, multiple generalisation settings, and to assess their performance against existing state-of-the-art detectors equipped with generalisation capabilities.

1. *Multi-class, single target domain:* We evaluate the cross dataset generalisation ability of the object detectors. We use a leave-one-domain-out strategy across four autonomous driving datasets (*ACDC*, *BDD10K*, *Cityscapes*, *IDD*). The shift in this experiment is manifested in the form of new datasets which are captured by using completely different experiment protocols or geographical locations than the source domains. The results are presented in Table 2, where *Single-best* indicates the best performing baseline model (FCOS, YOLOv3, Faster R-CNN) after training (and validating) independently with each of the source domains and testing with the

validation set of the target domain. *Source-combined* indicates the combined use of all source domains in terms of training and validation sets and once again testing with the validation set of the target domain. *Ours* denotes the same setup as *Source-combined*, with the addition of the domain generalisation capacity to the tested detector. *Oracle-Train on Target* refers to training (and validating) using the target domain’s training set, and to testing with the target domain validation set.

2. *Single-class, multiple target domains*: The *GWHD* dataset enables evaluating the generalisation capacity of a model on a scenario with multiple target domains, where the shift in both the training and target domains stems from multiple factors such as acquisition location and equipment, soil type, wheat genotype, growth stage and sowing density (Table 3). We include qualitative examples of successful (Fig. 6) and failed (Fig. 7) detection cases, highlighting the strengths and weaknesses of the proposed approach. This is the only known public dataset aimed at evaluating domain generalisation performance within a single dataset.
3. *Ablation studies*: This experiment aims to measure the individual as well as combined effects on performance of the proposed bounding box and class conditional alignment modules. To this end, models relying on partial losses have been trained and evaluated on both single-class/multi-target domain and multi-class/single-target domain datasets across all three tested detectors (Table 4). In addition to the aforementioned ablation experiments, we also provide a localisation performance comparison (Fig. 8).
4. *Comparison with existing approaches*: Two experiments have been conducted to this end. The first compares the proposed DGYOLO against the reported IRM based DGYOLO [14] from the state-of-the-art, using the URPC2019 dataset (Table 5). The second compares the proposed DGFR-CNN against the reported disentanglement based counterpart [18] from the state-of-the-art, using the *BDD100k*, *Cityscapes* and *Foggy Cityscapes* datasets (Table 6). Moreover, we highlight the limitation of the setup employed by Lin et al. [18], where 3 datasets are used, but one of them is an order of magnitude larger than the others (*BDD100k*) while one of them (*Foggy Cityscapes*) is directly derived from the other (*Cityscapes*). Instead, we propose using Setup-1 (presented in Table 2) as a new, more extensive benchmark for the domain generalisation setting, as it employs 4 distinct datasets.

Network Architectures: We instantiate the general structure of Fig. 3 using three different, neural network-based detectors, each extended with the new losses as additional neural network loss heads, and with GRLs to implement the adversarial learning (minmax). The three baseline models (Faster R-CNN, YOLOv3, FCOS) share some structures but have various small differences, to optimise their individual performances. These optimisations are then retained into the DG versions. The number and sizes of layers used in our instance classifiers differs slightly across the models, to match the size of the feature maps from the baseline models. The training algorithms and training parameters are taken from the original model papers in order to accurately reproduce their baselines.

The image resolution used by Faster R-CNN, FCOS and their DG counterparts for autonomous driving dataset is 1200×600 , in line with DA works on these datasets, and the original image resolution of 1024×1024 is used for *GWHD*. The image resolution used in all YOLOv3 experiments is 640×640 , the only native resolution supported by this detector. Based on previous empirical optimisation with FRCNN, [17], the regularisation constants for all models were initially set to $\alpha_1 = 0.5$, $\alpha_2 = 0.5$, $\alpha_3 = 0.5$, $\alpha_4 = 0.05$, and $\alpha_5 = 0.0001$, with parameters α_3 and α_4 (corresponding to the consistency regulariser and domain specific adversarial loss) hand-optimised empirically for each detector. We note any differences to these default parameters when discussing individual detectors.

FRCNN [4] is a two-stage detector, instantiated in the DG framework as in fig. 4. We here use a ResNet50-FPN backbone network initialised with pre-trained pretrained COCO weights [8] for the autonomous driving experiments, and ImageNet weights [34] for *GWHD*. The feature extractor f is the backbone, region proposal network and ROI pooling layer of the Faster R-CNN network. b is the bounding box regressor and c is the instance-level classifier components of the Faster R-CNN. The output F of the backbone network is fed as input to domain adversarial network $s(F; \psi)$ while the output of ROI Pooling layer of the Faster R-CNN detector is fed as an input to instance level domain classifier $t(F[B]; \tau)$, $2|D|$ domain specific classifiers (γ_D and γ'_D). All terms in the loss function described in Eq. (24) correspond to either a domain or object classifier. We use cross-entropy to train each of these classifier modules. The resulting network is shown in Fig. 4. Training: We used early stopping with a patience of 10 epochs. AdamW (weight decay = 0.0005, learning rate = 0.001, batchsize=2) has been used as optimiser while training with *GWHD* and Stochastic Gradient Descent (SGD) (weight decay = 0.0005, momentum=0.9, learning rate= 2×10^{-3} , batchsize=2) has been used for the autonomous driving experiments. Different to the default value, in *GWHD* experiments $\alpha_4 = 0.075$. Faster R-CNN has a total of 41.3 M parameters while the DGFR-CNN uses 48.1 M and 67.8 M number of parameters for training on the autonomous driving and *GWHD* datasets, respectively (the number of inference parameters remains the same as for the baseline architecture).

YOLOv3 [24, 25] is a single-stage detector, which means that B and C are assumed to be independent given F and D , i.e. $P(B, C|F, D) = P(B|F, D)P(C|F, D)$, resulting in the network structure of Fig. 5 We here use a DarkNet-53

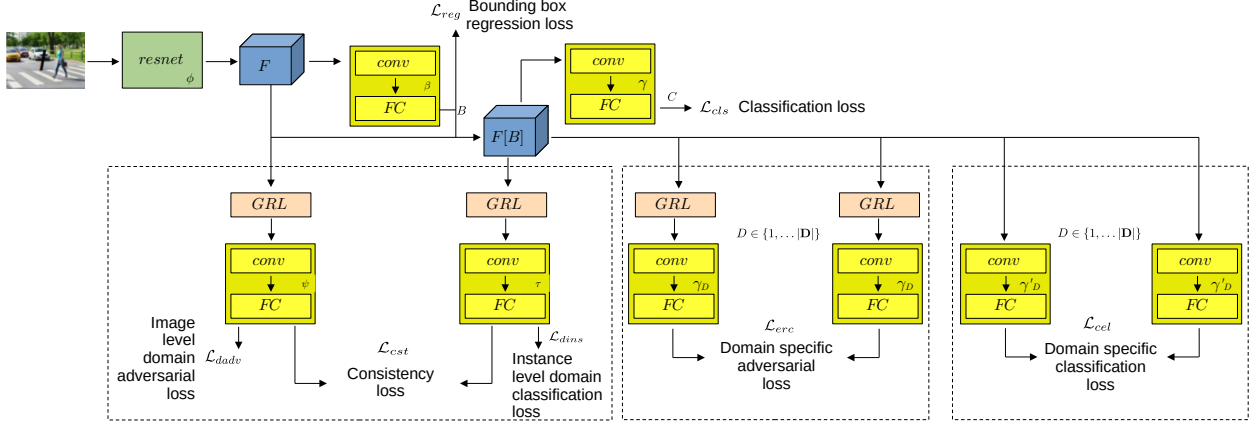


Figure 4: Block diagram of the proposed approach, instantiated as FRCNN with neural network heads.

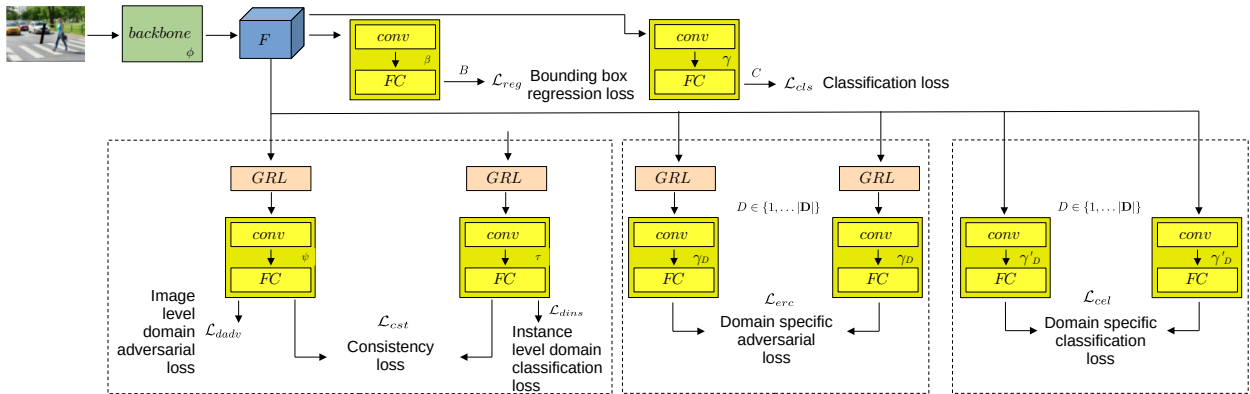


Figure 5: The proposed approach instantiated as single stage detector with neural networks.

backbone network initialise with COCO pretrained weights. F is the top level of the backbone, evaluated at a set of anchor points. The output of the F for YOLOv3 are the features at multiple different scales. Anchor boxes of three different aspect ratios are regressed at every spatial/grid location of these multi-scale features. Training used SGD (learning rate = 0.1, weight decay = 0.0005, momentum = 0.9, batchsize=8) for autonomous driving datasets, and AdamW (learning rate = 0.001, weight decay = 0.0005) for *GWHD* and *URPC*. Different to default, $\alpha_3 = 0.8$ in autonomous driving experiments, and $\alpha_3 = 0.5$ and $\alpha_4 = 0.055$ for *GWHD*. YOLOv3 has 61.5 M parameters while DGYOLO trains with 63.4 M and 110 M parameters for driving and *GWHD* datasets, respectively.

FCOS [26] is another single-stage detector, so shares the same network structure as Fig. 5. The backbone used is ResNet50. F is the top *three* layers of the backbone network, plus five further layers linked from them and to each other, with the bounding box and classification heads swept over each of these. (An additional centerness head is also used to weight which detections to report). We used early stopping with a patience of 10 epochs. To replicate original dataset baselines, AdamW (weight decay = 0.0001, learning rate = 0.0001, batchsize=8) is used as the optimiser while training with *GWHD* and Stochastic Gradient Descent (SGD) (weight decay = 0.0001, momentum=0.9, learning rate=0.01, batchsize=8) has been used for autonomous driving datasets. The feature extractor F is the top level of the backbone, evaluated at a set of anchor points. *FCOS* has a total of 32.1 M parameters while the *DGFCOS* trains with 56.9 M and 109 M parameters for driving and *GWHD* datasets, respectively.

Implementation: Experiments ran on a 24GB, 10,496 core NVidia RTX 3090 GPU. Each epoch, including validation, lasted around 20 minutes. Experiments were coded in PyTorch 2.1.2 using CUDA 12.1, by extending existing Faster R-CNN and *FCOS* models from the Torchvision library, and YOLOv3 from github.com/eriklindernoren/PyTorch-YOLOv3 (same as [14]), with DG heads. Code is GPLv3 open source and made available, together with models and documentation to replicate all experiments.¹

¹github repo will be made public upon acceptance

Metrics: Standard practice is used to measure performance of object detection, and report *mean Average Precision* (mAP) at 50% *Intersection over Union* (IoU) – mAP@50 [7] (mAP for short) as our main performance metric.

Every output from the detector is assigned a confidence score $p \in [0, 1]$, and, for every class $C \in \mathbf{C}$, *precision* and *recall* values are calculated at every confidence level T , by dividing the detector outputs into *true positives* ($\text{TP}_{C,T}$) and *false positives* ($\text{FP}_{C,T}$) according to IoU with the ground truth. Detector outputs with $p \geq T$ and overlap with the ground truth of the same class higher or equal to $\text{IoU} = 50\%$ are deemed ($\text{TP}_{C,T}$), and all others ($\text{FP}_{C,T}$). Any ground truth annotation which was not matched with a detector output is deemed a *false negative* ($\text{FN}_{C,T}$). Finally, for each class C and at each confidence level T , *precision* is defined as a fraction of correct detector outputs:

$$p_{C,T} = \frac{\text{TP}_{C,T}}{\text{TP}_{C,T} + \text{FP}_{C,T}}, \quad (26)$$

and *recall* as a fraction of ground truth objects which were correctly detected:

$$r_{C,T} = \frac{\text{TP}_{C,T}}{\text{TP}_{C,T} + \text{FN}_{C,T}}. \quad (27)$$

This allows us to further define *precision at r* , as the precision value corresponding to a certain recall level r :

$$p_C(r) = p_{C,T} \text{ s.t. } r_{C,T} = r, \quad (28)$$

as well as *interpolated precision*, corresponding to the maximum value of precision at every recall level, and required to remove the sensitivity of precision and recall measures to ranking differences (i.e. the sample order during evaluation):

$$\tilde{p}_C(r) = \max_{r' \geq r} p_C(r'). \quad (29)$$

The pairs of (interpolated) precision and recall values at different confidence scores are used to calculate precision-recall curves for each class. *Average Precision* for class C (AP_C) summarises the shape of the precision-recall curve for each class across all confidence levels (in our case, calculated as an 101-point approximation), corresponding to the area under the curve (calculated at $\text{IoU} = 50\%$):

$$\text{AP}_C = \frac{1}{101} \sum_{\substack{i=0 \\ r=0.01i}}^{100} \tilde{p}_C(r). \quad (30)$$

Finally, mAP is calculated as the mean of AP_C for all classes C present in the dataset:

$$\text{mAP} = \frac{1}{|\mathbf{C}|} \sum_{C \in \mathbf{C}} \text{AP}_C. \quad (31)$$

6 Results

Multi-class, single target domain. Results using multiple autonomous driving datasets, are presented in Table 2. It can be seen that addition of our proposed alignment modules during training gives consistent performance improvements over both the *Single-best* and *Source-combined* (except for the FCOS detector in the case of $(\text{C}, \text{I}, \text{A}) \rightarrow \text{B}$; however in this case the difference between *Source-combined*, *Oracle* and our proposed approach is less than a single percentage point). We also surpass the *Oracle* in 5 distinct experiments, most notably in 3 out of 4 experiments with YOLOv3. While per-class improvement is not achieved in all cases, our proposal improves performance on half or more classes present in datasets in 10 out of 12 cases. (Results for the *train* class are poor across all settings, as it is severely underrepresented across all datasets.)

Single-class, multiple target domains. This experiment allows us to examine the effect of our proposed method in the case where a trained model is deployed on multiple target domains at once. The results, detailed in Table 3, show that the addition of our modules on top of all three baseline architectures (Faster R-CNN, FCOS, YOLOv3 trained on all available training data, equivalent to the *Source-combined* setting in the multi-class experiment) increases overall performance. It can also be seen that improvement across the domains for FCOS and YOLOv3 (16/18 domains) is more consistent than for Faster R-CNN (13/18 domains). This may indicate that our method is more beneficial to the performance of single-stage detector architectures than that of two-stage architectures, possibly because the instance-level alignment still acts on the features of the whole image (unlike with two-stage approaches, where instance-level alignment acts only on the features contained within the object bounding box). We also show example detector outputs both for successful detections (Fig. 6) and failure cases (Fig. 7). Fig. 6 indicates at the improved localisation performance across all baseline approaches (discussed in the next paragraph). The examples in Fig. 7 show that all

Table 2: Cross dataset generalisation performance on *ACDC* (A), *BDD10K* (B), *Cityscapes* (C), *IDD* (I). The best AP and mAP in each setting (excluding *Oracle*) is highlighted in bold. $(X, Y, Z) \rightarrow W$: X, Y, Z refer to the source domains, and W denotes the target domain.


DG Setting	Methods	person	rider	car	truck	bus	train	motor	bike	mAP
FCOS										
(A, B, C) \rightarrow I	Single-best	24.48	22.02	48.98	28.13	16.53	0.00	21.01	1.99	20.39
	Source-combined	29.32	29.01	50.75	29.40	14.38	0.00	31.35	13.01	24.65
	DGFCOS (Ours)	28.73	28.65	47.96	29.63	18.59	0.00	30.93	14.74	24.90
	Oracle-Train on Target	44.45	50.35	62.81	57.95	53.88	0.00	52.79	28.77	43.87
(B, C, I) \rightarrow A	Single-best	35.56	16.82	65.29	21.15	05.43	0.00	23.94	08.19	22.05
	Source-combined	41.71	21.14	73.96	34.30	13.30	17.53	28.95	12.23	30.39
	DGFCOS (Ours)	44.08	18.24	73.37	36.17	13.13	19.73	29.35	13.39	30.93
	Oracle-Train on Target	36.08	10.55	65.48	19.17	10.63	24.03	12.91	04.49	22.92
(C, I, A) \rightarrow B	Single-best	51.60	29.06	59.79	14.84	19.25	0.00	24.89	25.41	28.10
	Source-combined	54.48	37.98	62.70	18.64	21.99	7.43	33.48	25.27	32.75
	DGFCOS (Ours)	54.81	40.00	62.91	16.83	24.17	0.33	30.50	27.23	32.10
	Oracle-Train on Target	51.36	29.91	67.19	30.83	31.32	0.65	22.66	23.69	32.20
(I, A, B) \rightarrow C	Single-best	43.41	41.23	63.19	25.26	43.99	0.00	35.46	30.20	35.34
	Source-combined	47.57	48.60	69.02	36.19	48.59	13.68	34.11	34.54	41.54
	DGFCOS (Ours)	46.91	45.51	72.50	37.32	52.21	11.93	32.55	37.26	42.02
	Oracle-Train on Target	50.08	51.66	68.46	23.63	51.72	14.18	35.60	43.70	42.38
YOLOv3										
(A, B, C) \rightarrow I	Single-best	9.10	1.80	40.73	10.12	6.74	0.00	2.77	2.13	9.17
	Source-combined	15.87	9.34	40.11	13.35	9.92	0.00	13.49	9.28	13.92
	DGYOLO (Ours)	15.97	9.09	40.34	14.32	10.92	0.00	13.63	11.14	14.43
	Oracle-Train on Target	26.39	37.92	53.05	42.07	43.51	0.00	48.91	16.49	33.54
(B, C, I) \rightarrow A	Single-best	13.55	10.50	50.14	10.67	07.53	0.00	30.88	4.75	16.00
	Source-combined	23.04	17.22	62.32	21.03	16.49	0.00	18.54	10.99	21.20
	DGYOLO (Ours)	20.47	20.64	65.81	30.45	18.75	0.00	11.31	10.91	22.29
	Oracle-Train on Target	12.26	2.97	54.12	8.02	5.94	7.78	9.62	6.85	13.44
(C, I, A) \rightarrow B	Single-best	29.90	11.54	47.31	7.39	12.05	0.00	28.71	7.08	18.00
	Source-combined	40.19	25.41	54.10	08.04	11.44	0.00	28.52	14.10	22.72
	DGYOLO (Ours)	40.00	31.37	53.68	8.85	9.88	0.00	33.36	15.45	24.07
	Oracle-Train on Target	23.21	08.91	53.07	16.65	17.23	0.00	10.89	08.25	17.28
(I, A, B) \rightarrow C	Single-best	18.24	11.48	44.58	15.21	34.49	0.00	26.20	07.44	19.70
	Source-combined	24.90	24.16	54.14	28.81	43.97	0.00	30.24	17.98	28.02
	DGYOLO (Ours)	22.82	24.69	56.29	32.32	43.16	0.00	32.15	13.95	28.17
	Oracle-Train on Target	27.82	29.93	56.23	15.43	32.31	0.00	19.05	26.17	25.87
Faster R-CNN										
(A, B, C) \rightarrow I	Single-best	31.61	26.95	57.34	32.96	29.67	0.00	30.42	16.77	28.21
	Source-combined	35.17	30.68	56.84	34.21	28.80	0.00	35.74	18.79	30.03
	DGFR-CNN (Ours)	33.64	29.65	57.66	36.53	29.84	0.00	34.42	21.27	30.38
	Oracle-Train on Target	44.20	50.81	64.44	56.04	52.32	0.00	58.23	28.92	44.37
(B, C, I) \rightarrow A	Single-best	33.59	18.86	71.61	26.06	14.08	35.63	27.93	10.71	29.81
	Source-combined	41.09	18.51	72.36	43.39	24.77	26.50	38.81	12.54	34.75
	DGFR-CNN (Ours)	42.03	20.61	74.57	43.18	25.90	29.58	40.68	11.42	36.00
	Oracle-Train on Target	40.83	28.75	73.32	37.77	32.51	49.39	38.56	15.57	39.59
(C, I, A) \rightarrow B	Single-best	53.39	26.40	61.71	19.43	26.62	0.00	35.50	17.90	30.14
	Source-combined	58.59	45.75	65.39	25.74	27.74	8.70	37.38	16.32	34.72
	DGFR-CNN (Ours)	58.67	47.00	65.53	24.44	25.90	9.91	40.83	19.10	35.31
	Oracle-Train on Target	55.19	33.55	69.43	38.04	37.74	0.00	32.54	21.71	36.02
(I, A, B) \rightarrow C	Single-best	39.76	30.74	61.55	35.32	40.29	37.70	26.95	32.17	38.06
	Source-combined	48.80	43.07	69.68	42.73	55.33	2.48	44.23	34.22	42.57
	DGFR-CNN (Ours)	49.46	42.76	70.26	42.54	56.01	12.62	44.16	37.11	44.36
	Oracle-Train on Target	54.51	51.10	73.84	42.01	58.75	47.72	44.06	47.33	52.42

approaches produce false detections when the background (twigs, textures and shadows) resemble the target class (wheat head), and struggle in dense regions with many objects and mutual occlusions.

Ablation studies. Table 4 shows results from repeating the experiments from Tables 2 (selecting two out of four target domains) and 3, while relying on a partial loss function to optimise the network weights. These show that best

Table 3: mAP performance improvement per domain, of the proposed framework over baselines from different networks on GWHD.

Domain ID	# of Images	Faster R-CNN	DGFR-CNN	FCOS	DGFCOS	YOLOv3	DGYOLO
UQ_7	17	66.45	75.85 (+9.40)	71.90	77.47 (+5.57)	56.10	59.25 (+3.15)
UQ_8	41	48.04	52.88 (+4.84)	49.36	52.25 (+2.89)	35.44	38.10 (+2.66)
UQ_9	33	51.08	55.70 (+4.62)	50.75	56.09 (+5.34)	37.09	39.29 (+2.2)
UQ_10	106	52.95	57.35 (+4.40)	53.81	54.98 (+1.17)	35.06	38.92 (+3.86)
UQ_11	84	38.71	43.40 (+4.69)	42.83	43.96 (+1.13)	25.87	28.80 (+2.93)
Terraref_1	144	20.86	18.02 (-2.84)	17.04	12.17 (-4.87)	8.97	4.50 (-4.47)
Terraref_2	106	3.52	4.50 (+0.98)	5.81	9.21 (+3.4)	9.48	12.50 (+3.02)
KSU_1	100	62.75	62.45 (-0.30)	61.17	63.12 (+1.95)	52.20	58.08 (+5.88)
KSU_2	100	67.02	68.08 (+1.06)	65.54	70.12 (+4.58)	50.05	52.20 (+2.15)
KSU_3	95	64.60	64.40 (-0.20)	58.81	63.91 (+5.1)	51.59	56.78 (+5.19)
KSU_4	60	58.15	56.93 (-1.22)	55.37	61.08 (+5.71)	44.56	42.10 (-2.46)
CIMMYT_1	69	54.83	54.65 (-0.18)	50.89	54.23 (+3.34)	31.00	37.12 (+6.12)
CIMMYT_2	77	68.13	71.70 (+3.57)	74.34	74.59 (+0.25)	50.63	52.23 (+1.6)
CIMMYT_3	60	47.56	47.84 (+0.28)	49.24	49.25 (+0.01)	35.01	39.12 (+4.11)
Ukyoto_1	60	48.91	54.55 (+5.64)	52.90	55.82 (+2.92)	39.31	42.62 (+3.31)
NAU_2	100	82.98	86.63 (+3.65)	88.80	88.64 (-0.16)	70.43	73.15 (+2.72)
NAU_3	100	86.00	90.14 (+4.14)	91.41	91.51 (+0.10)	76.45	78.12 (+1.67)
ARC_1	30	70.81	74.49 (+4.31)	70.55	72.14 (+1.59)	52.03	56.62 (+2.68)
GWHD - All		56.24	57.42 (+1.18)	59.24	60.67 (+1.43)	44.44	46.54 (+2.10)

Figure 6: Localisation performance on *GWHD*. Output of: First row: FCOS vs DGFCOS. Second row: YOLOv3 vs DGYOLO. Third row: Faster R-CNN vs DGFR-CNN. Ground truth ■, Baseline ■ and DG framework ■.

performance was achieved when all proposed loss functions were combined. It can be seen that while performing alignment across all domains simultaneously at both image and instance level (second row) improves performance, as does domain-specific alignment (third row), combination of all proposed losses, which fully addresses both covariate and concept shift, is needed to achieve best performance.

To further study the effect of our proposed method on the three baseline architectures, we consider the performance of our models on the *GWHD* dataset at different IoU levels. The single-class dataset was selected for this experiment, as in this case, AP_C is equivalent to the overall mAP. We show the *precision-recall (PR) curves* (which are the basis of




Figure 7: Failure case analysis for *GHWD* on: First row: DGFCOS. Second row: DGYOLO. Third row: DGFR-CNN. Colour codes: Predictions ■, Ground Truth ■.

Table 4: Ablation study on *GHWD*, *IDD* (I), *Cityscapes* (C) and *BDD10K* (B). Left and right of \rightarrow indicate source and target datasets). BBA: Bounding Box Alignment. CCA: Class Conditional Alignment. Best results are bold. Results are reported in terms mAP values.

Baseline	BBA	CCA	GHWD			(A, B, C) \rightarrow I			(B, C, I) \rightarrow A		
L_{cls} L_{reg}	L_{dadv} L_{dinst} L_{cst}	L_{erc} L_{cel}	FCOS	YOLOv3	Faster R-CNN	FCOS	YOLOv3	Faster R-CNN	FCOS	YOLOv3	Faster R-CNN
+	-	-	59.24	44.44	56.24	24.65	13.92	30.03	30.39	21.20	34.75
+	+	-	59.45	45.62	56.80	24.73	13.99	30.10	30.42	21.52	35.12
+	-	+	59.85	45.12	56.54	24.70	14.02	30.19	30.51	21.75	35.25
+	+	+	60.67	46.54	57.42	24.90	14.43	30.38	30.93	22.29	36.00

calculating AP_C) across three different IoU levels (10%, 50% and 75%) for all models in Fig. 8. The area under the curve on all PR curves at all IoU levels is higher when adding our proposed modules (full lines) to all baseline models (dotted lines), indicating that our approach consistently improves detector localisation.

Comparison with existing approaches. A comparison of DGYOLO with the approach proposed by Liu et al. [14] is shown in Table 5. It can be seen that our proposed DGYOLO improves performance over the existing approach [3] by 1.35 mAP, improving the performance on 5 out of 6 classes in the dataset. Table 6 shows the comparison of DGFR-CNN with the disentanglement-based approach [18], where we report an improvement in mAP on 2 out of 3 datasets (*BDD100k*: +2.2, *FoggyCityscapes*: +1.6, *Cityscapes*: -1.3). Individual class performance indicates that our proposed DGFR-CNN struggles on the minority class (*train*), impacting the overall mAP on *Cityscapes* and *FoggyCityscapes*. We do not perform these experiments using any other baseline models, as the existing approaches [14, 18] only apply to a single baseline architecture (YOLOv3 and Faster R-CNN respectively).

7 Conclusion

We present a domain generalisation approach for object detection addresses both constituent components of domain shift (covariate and concept), based on a rigorous mathematical analysis. This is implemented as feature alignment achieved through GRL [61]. The proposed method can be applied to both single-stage (YOLOv3, FCOS) and two-stage (Faster

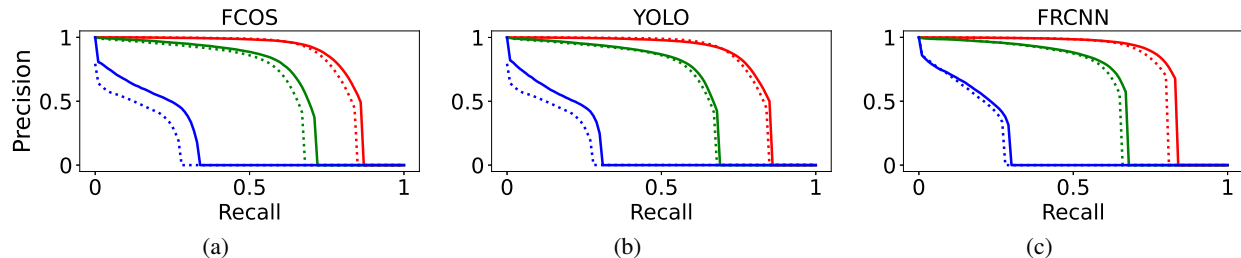


Figure 8: Precision-recall curves for GWHD. (a) DGFCOS vs FCOS, (b) DGYOLO vs YOLOv3, and (c) DGFR-CNN vs Faster R-CNN. Color codes: IoU = 0.1 ■, IoU = 0.5 ■ and IoU = 0.75 ■.

Table 5: Quantitative analysis on UPRC2019. Best results are bold. Scores show average performances for each class across 8 domains.

Method	echinus	starfish	holothurian	scallop	waterweeds	mAP
baseline(YOLOv3)	53.51	7.32	11.15	9.89	0.00	16.37
WQT-only	60.98	17.08	33.29	39.02	2.38	30.55
Faster R-CNN + FPN	29.49	5.91	9.13	1.07	10.40	11.23
SSD512	26.62	14.44	18.07	1.41	14.5	15.22
SSD300	27.31	14.57	13.62	3.01	2.98	12.31
[14]	63.84	27.37	35.64	36.88	5.11	33.77
DGYOLO (Ours)	65.21	28.10	25.10	42.10	15.10	35.12

R-CNN) object detection architectures, as the first architecture-agnostic DG-OD approach. Comprehensive evaluation on autonomous driving and precision agriculture datasets shows improved domain generalisation and localisation performance compared to baseline architectures. Ablations show that all proposed modules are required to address domain shift in full, however one notable drawback of our method is sensitivity to the regularisation constants α_3 and α_4 . The method outperforms state-of-the-art approaches [14, 18] on their own benchmarks, and we propose a new and extended benchmark setup for evaluating domain generalisation approaches for object detection in autonomous driving, relying on 4 distinct datasets. Future work should focus on applying an automatic approach to determine the regularisation constants α [93]. Other possible directions include replacing GRL [61] with different feature alignment techniques [62, 63, 64, 65, 66] and using explicit constraints to eliminate domain specific bias.

Acknowledgements

EA was supported by the Scientific and Technological Research Council of Türkiye (TUBITAK) under Grant Number 123R108. KS was supported by Lincoln Agri-Robotics in Expanding Excellence in England (E3).

References

- [1] G. Jocher et al. ultralytics/yolov5: v3.1 - Bug Fixes and Performance Improvements, October 2020.
- [2] M. Tan, R. Pang, and Q. V. Le. Efficientdet: Scalable and efficient object detection. In *Proc. of IEEE Conf. Comp. Vis. Patt. Recog.*, pages 10781–10790, 2020.
- [3] W. Liu, D. Anguelov, D. Erhan, C. Szegedy, S. Reed, C-Y. Fu, and A. C. Berg. SSD: Single shot multibox detector. In *Proc. Eur. Conf. Comput. Vis.*, pages 21–37, 2016.
- [4] S. Ren, K. He, R. Girshick, and J. Sun. Faster R-CNN: Towards real-time object detection with region proposal networks. *IEEE Trans. Pattern Ana. Mach. Intel.*, 39(6):1137–1149, 2016.
- [5] T-Y. Lin, P. Dollár, R. Girshick, K. He, B. Hariharan, and S. Belongie. Feature pyramid networks for object detection. In *Proc. of IEEE Conf. Comp. Vis. Patt. Recog.*, pages 2117–2125, 2017.

Table 6: Comparison of the proposed approach against that of Lin *et al.* [18], using Cityscapes (C), Foggy Cityscapes (F), and BDD100k (B).

DG Setting	Methods	person	rider	car	truck	bus	train	motor	bike	mAP
(F, B) → C	[18]	43.6	46.2	63.2	41.9	60.9	51.1	36.0	41.3	47.9
	DGFR-CNN (Ours)	51.7	47.2	71.7	38.7	54.2	29.0	37.4	42.9	46.6
(C, B) → F	[18]	31.8	38.4	49.3	27.7	35.7	26.5	24.8	33.1	33.4
	DGFR-CNN (Ours)	38.1	41.3	51.1	31.1	31.4	15.8	31.7	39.7	35.0
(F, C) → B	[18]	34.5	30.4	44.2	21.2	19.0	0.0	9.2	22.8	22.7
	DGFR-CNN (Ours)	44.8	30.4	59.4	10.8	14.4	0.1	22.9	16.7	24.9

- [6] J. Dai, Y. Li, K. He, and J. Sun. R-FCN: Object detection via region-based fully convolutional networks. In D. Lee, M. Sugiyama, U. Luxburg, I. Guyon, and R. Garnett, editors, *Proc. Adv. Neural Inform. Process. Syst.*, volume 29. Curran Associates, Inc., 2016.
- [7] M. Everingham, L. Van Gool, C. Williams, J. Winn, and A. Zisserman. The Pascal visual object classes (VOC) challenge. *Int. J. Comput. Vis.*, 88(2):303–338, 2010.
- [8] T-Y. Lin et al. Microsoft COCO: Common objects in context. In *Proc. Eur. Conf. Comput. Vis.*, pages 740–755, 2014.
- [9] B. Recht, R. Roelofs, L. Schmidt, and V. Shankar. Do imagenet classifiers generalize to imagenet? In *Proc. Int. Conf. Mach. Learn.*, pages 5389–5400, 2019.
- [10] D. Hendrycks and T. Dietterich. Benchmarking neural network robustness to common corruptions and perturbations. *arXiv:1903.12261*, 2019.
- [11] K. Zhou, Z. Liu, Y. Qiao, T. Xiang, and C. C. Loy. Domain generalization: A survey. *arXiv:2103.02503*, 2021.
- [12] P. W. Koh et al. Wilds: A benchmark of in-the-wild distribution shifts. In *Proc. Int. Conf. Mach. Learn.*, pages 5637–5664, 2021.
- [13] J. G. Moreno-Torres, T. Raeder, R. Alaiz-Rodríguez, N. V. Chawla, and F. Herrera. A unifying view on dataset shift in classification. *Patt. Recogn.*, 45(1):521–530, 2012.
- [14] H. Liu, P. Song, and R. Ding. Towards domain generalization in underwater object detection. In *Proc. IEEE Int. Conf. Image Process.*, pages 1971–1975, 2020.
- [15] Y. Chen, W. Li, C. Sakaridis, D. Dai, and L. Van Gool. Domain adaptive Faster R-CNN for object detection in the wild. In *Proc. of IEEE Conf. Comp. Vis. Patt. Recogn.*, pages 3339–3348, 2018.
- [16] K. Seemakurthy, P. Bosilj, E. Aptoula, and C. Fox. Domain generalised fully convolutional one stage detection. In *Proc. IEEE Int. Conf. on Robotics and Autom.*, 2023.
- [17] K. Seemakurthy, C. Fox, E. Aptoula, and P. Bosilj. Domain generalised Faster R-CNN. In *Proc. of the AAAI Conf.*, 2023.
- [18] C. Lin, Z. Yuan, S. Zhao, P. Sun, C. Wang, and J. Cai. Domain-invariant disentangled network for generalizable object detection. In *Proc. of IEEE Conf. Comp. Vis.*, pages 8771–8780, 2021.
- [19] N. Dalal and B. Triggs. Histograms of oriented gradients for human detection. In *Proc. of IEEE Conf. Comp. Vis. Patt. Recogn.*, volume 1, pages 886–893, 2005.
- [20] P. Felzenszwalb, R. Girshick, D. McAllester, and D. Ramanan. Object detection with discriminatively trained part-based models. *IEEE Trans. Pattern Ana. Mach. Intel.*, 32(9):1627–1645, 2009.
- [21] P. Viola and M. Jones. Rapid object detection using a boosted cascade of simple features. In *Proc. of IEEE Conf. Comp. Vis. Patt. Recogn.*, volume 1, 2001.
- [22] Y. LeCun, L. Bottou, Y. Bengio, and P. Haffner. Gradient-based learning applied to document recognition. *Proc. of the IEEE*, 86(11):2278–2324, 1998.
- [23] A. Krizhevsky, I. Sutskever, and G. E. Hinton. Imagenet classification with deep convolutional neural networks. *Proc. Adv. Neural Inform. Process. Syst.*, 25:1097–1105, 2012.

- [24] J. Redmon and A. Farhadi. Yolov3: An incremental improvement. *arXiv:1804.02767*, 2018.
- [25] J. Redmon, S. Divvala, R. Girshick, and A. Farhadi. You only look once: Unified, real-time object detection. In *Proc. of IEEE Conf. Comp. Vis. Patt. Recog.*, pages 779–788, 2016.
- [26] Z. Tian, C. Shen, H. Chen, and T. He. FCOS: Fully convolutional one-stage object detection. In *Proc. of IEEE Conf. Comp. Vis.*, pages 9627–9636, 2019.
- [27] N. Carion, F. Massa, G. Synnaeve, N. Usunier, A. Kirillov, and S. Zagoruyko. End-to-end object detection with transformers. In *Proc. Eur. Conf. Comput. Vis.*, pages 213–229, 2020.
- [28] L. He and S. Todorovic. DEST: Object detection with split transformer. In *Proc. of IEEE Conf. Comp. Vis. Patt. Recog.*, 2022.
- [29] G. Zhang, Z. Luo, Z. Tian, J. Zhang, X. Zhang, and S. Lu. Towards efficient use of multi-scale features in transformer-based object detectors. In *Proc. of IEEE Conf. Comp. Vis. Patt. Recog.*, pages 6206–6216, 2023.
- [30] Z. Huang, H. Dai, T-Z. Xiang, S. Wang, H-X. Chen, J. Qin, and H. Xiong. Feature shrinkage pyramid for camouflaged object detection with transformers. In *Proc. of IEEE Conf. Comp. Vis. Patt. Recog.*, pages 5557–5566, 2023.
- [31] R. Girshick, J. Donahue, T. Darrell, and J. Malik. Rich feature hierarchies for accurate object detection and semantic segmentation. In *Proc. of IEEE Conf. Comp. Vis. Patt. Recog.*, pages 580–587, 2014.
- [32] R. Girshick. Fast R-CNN. In *Proc. of IEEE Conf. Comp. Vis.*, pages 1440–1448, 2015.
- [33] S. J. Pan and Q. Yang. A survey on transfer learning. *IEEE Tran. on know. and data eng.*, 22(10):1345–1359, 2010.
- [34] J. Deng, W. Dong, R. Socher, L-J. Li, K. Li, and L. Fei-Fei. Imagenet: A large-scale hierarchical image database. In *Proc. of IEEE Conf. Comp. Vis. Patt. Recog.*, pages 248–255, 2009.
- [35] F. Zhuang et al. A comprehensive survey on transfer learning. *Proceedings of the IEEE*, 109(1):43–76, 2020.
- [36] P. Bosilj, E. Aptoula, T. Duckett, and G. Cielniak. Transfer learning between crop types for semantic segmentation of crops versus weeds in precision agriculture. *J. Field Robotics*, 37(1):7–19, 2020.
- [37] M. M. Ghazi, B. Yanikoglu, and E. Aptoula. Plant identification using deep neural networks via optimization of transfer learning parameters. *Neurocomputing*, 235:228–235, 2017.
- [38] S. Niu, Y. Liu, J. Wang, and H. Song. A decade survey of transfer learning (2010–2020). *IEEE Trans. on Artific. Intell.*, 1(2):151–166, 2020.
- [39] K. Wang, J. H. Liew, Y. Zou, D. Zhou, and J. Feng. Panet: Few-shot image semantic segmentation with prototype alignment. In *Proc. of IEEE Conf. Comp. Vis.*, pages 9197–9206, 2019.
- [40] L. Jing and Y. Tian. Self-supervised visual feature learning with deep neural networks: A survey. *IEEE Trans. Pattern Ana. Mach. Intel.*, 43(11):4037–4058, 2020.
- [41] M. Noroozi and P. Favaro. Unsupervised learning of visual representations by solving jigsaw puzzles. In *Proc. Eur. Conf. Comput. Vis.*, pages 69–84, 2016.
- [42] J. Hindel, N. Gosala, K. Bregler, and A. Valada. INoD: Injected noise discriminator for self-supervised representation learning in agricultural fields. *arXiv:2303.18101*, 2023.
- [43] M. Ilteralp, S. Ariman, and E. Aptoula. A deep multitask semisupervised learning approach for chlorophyll-a retrieval from remote sensing images. *Remote Sensing*, 14(1):18, 2021.
- [44] Z. Ullah, M. Usman, S. Latif, A. Khan, and J. Gwak. SSMD-UNet: semi-supervised multi-task decoders network for diabetic retinopathy segmentation. *Scientific Reports*, 13(1):9087, 2023.
- [45] W-H. Li, X. Liu, and H. Bilen. Learning multiple dense prediction tasks from partially annotated data. In *Proc. of IEEE Conf. Comp. Vis. Patt. Recog.*, pages 18879–18889, 2022.
- [46] Y. Yang and T. M. Hospedales. Deep multi-task representation learning: A tensor factorisation approach. In *Int. Conf. Learn. Represent.*, 2016.

- [47] S. Wang, L. Yu, C. Li, C-W. Fu, and P-A. Heng. Learning from extrinsic and intrinsic supervisions for domain generalization. In *Proc. Eur. Conf. Comput. Vis.*, pages 159–176, 2020.
- [48] J. Tobin, R. Fong, A. Ray, J. Schneider, W. Zaremba, and P. Abbeel. Domain randomization for transferring deep neural networks from simulation to the real world. In *Int. Conf. on Intell. Robots and Syst.*, pages 23–30, 2017.
- [49] X. Yue, Y. Zhang, S. Zhao, A. Sangiovanni-Vincentelli, K. Keutzer, and B. Gong. Domain randomization and pyramid consistency: Simulation-to-real generalization without accessing target domain data. In *Proc. of IEEE Conf. Comp. Vis.*, pages 2100–2110, 2019.
- [50] K. Saenko, B. Kulis, M. Fritz, and T. Darrell. Adapting visual category models to new domains. In *Proc. Eur. Conf. Comput. Vis.*, pages 213–226, 2010.
- [51] G. Blanchard, G. Lee, and C. Scott. Generalizing from several related classification tasks to a new unlabeled sample. *Proc. Adv. Neural Inform. Process. Syst.*, 24:2178–2186, 2011.
- [52] K. Muandet, D. Balduzzi, and B. Schölkopf. Domain generalization via invariant feature representation. In *Proc. Int. Conf. Mach. Learn.*, pages 10–18, 2013.
- [53] A. Khosla, T. Zhou, T. Malisiewicz, A. A. Efros, and A. Torralba. Undoing the damage of dataset bias. In *Proc. Eur. Conf. Comput. Vis.*, pages 158–171, 2012.
- [54] Z. Xu, W. Li, L. Niu, and D. Xu. Exploiting low-rank structure from latent domains for domain generalization. In *Proc. Eur. Conf. Comput. Vis.*, pages 628–643, 2014.
- [55] C. Fang, Y. Xu, and D. N. Rockmore. Unbiased metric learning: On the utilization of multiple datasets and web images for softening bias. In *Proc. of IEEE Conf. Comp. Vis.*, pages 1657–1664, 2013.
- [56] M. Ghifary, W. B. Kleijn, M. Zhang, and D. Balduzzi. Domain generalization for object recognition with multi-task autoencoders. In *Proc. of IEEE Conf. Comp. Vis.*, pages 2551–2559, 2015.
- [57] D. Li, Y. Yang, Y-Z. Song, and T. M. Hospedales. Deeper, broader and artier domain generalization. In *Proc. of IEEE Conf. Comp. Vis.*, pages 5542–5550, 2017.
- [58] D. Li, Y. Yang, Y-Z. Song, and T. M. Hospedales. Learning to generalize: Meta-learning for domain generalization. In *Proc. of the AAAI Conf.*, 2018.
- [59] S. Shankar, V. Piratla, S. Chakrabarti, S. Chaudhuri, P. Jyothi, and S. Sarawagi. Generalizing across domains via cross-gradient training. In *Int. Conf. Learn. Represent.*, 2018.
- [60] D. Li, J. Zhang, Y. Yang, C. Liu, Y-Z. Song, and T. M. Hospedales. Episodic training for domain generalization. In *Proc. of IEEE Conf. Comp. Vis.*, pages 1446–1455, 2019.
- [61] Y. Ganin et al. Domain-adversarial training of neural networks. *J. Machine Learning Research*, 17(1):2096–2030, 2016.
- [62] Y. Li et al. Deep domain generalization via conditional invariant adversarial networks. In *ECCV*, pages 624–639, 2018.
- [63] M. Ghifary, D. Balduzzi, W. B. Kleijn, and M. Zhang. Scatter component analysis: A unified framework for domain adaptation and domain generalization. *IEEE Trans. Pattern Ana. Mach. Intel.*, 39(7):1414–1430, 2016.
- [64] D. Mahajan, S. Tople, and A. Sharma. Domain generalization using causal matching. In *Proc. Int. Conf. Mach. Learn.*, pages 7313–7324, 2021.
- [65] H. Li, Y. Wang, R. Wan, S. Wang, T-Q. Li, and A. Kot. Domain generalization for medical imaging classification with linear-dependency regularization. *Proc. Adv. Neural Inform. Process. Syst.*, 33:3118–3129, 2020.
- [66] H. Li, S. J. Pan, S. Wang, and A. C. Kot. Domain generalization with adversarial feature learning. In *Proc. of IEEE Conf. Comp. Vis. Patt. Recog.*, pages 5400–5409, 2018.
- [67] M. Ilse, J. M. Tomczak, C. Louizos, and M. Welling. Diva: Domain invariant variational autoencoders. In *Proc. Med. Imag. with Deep Learn.*, pages 322–348, 2020.
- [68] C. Finn, P. Abbeel, and S. Levine. Model-agnostic meta-learning for fast adaptation of deep networks. In *Proc. Int. Conf. Mach. Learn.*, pages 1126–1135, 2017.

- [69] Q. Dou, D. Coelho de Castro, K. Kamnitsas, and B. Glocker. Domain generalization via model-agnostic learning of semantic features. *Proc. Adv. Neural Inform. Process. Syst.*, 32, 2019.
- [70] Y. Du, X. Zhen, L. Shao, and C. Snoek. Metanorm: Learning to normalize few-shot batches across domains. In *Int. Conf. Learn. Represent.*, 2020.
- [71] S. Yuge et al. Gradient matching for domain generalization. In *Int. Conf. Learn. Represent.*, 2022.
- [72] K. Zhou, Y. Yang, T. M. Hospedales, and T. Xiang. Learning to generate novel domains for domain generalization. In *Proc. Eur. Conf. Comput. Vis.*, pages 561–578, 2020.
- [73] J. Song, Y. Yang, Y-Z. Song, T. Xiang, and T. M. Hospedales. Generalizable person re-identification by domain-invariant mapping network. In *Proc. of IEEE Conf. Comp. Vis. Patt. Recog.*, pages 719–728, 2019.
- [74] G. Wang, H. Han, S. Shan, and X. Chen. Cross-domain face presentation attack detection via multi-domain disentangled representation learning. In *Proc. of IEEE Conf. Comp. Vis. Patt. Recog.*, pages 6678–6687, 2020.
- [75] Y. Jia, J. Zhang, S. Shan, and X. Chen. Single-side domain generalization for face anti-spoofing. In *Proc. of IEEE Conf. Comp. Vis. Patt. Recog.*, pages 8484–8493, 2020.
- [76] S. Zhao, M. Gong, T. Liu, H. Fu, and D. Tao. Domain generalization via entropy regularization. *Proc. Adv. Neural Inform. Process. Syst.*, 33, 2020.
- [77] B. Schölkopf, D. Janzing, J. Peters, E. Sgouritsa, K. Zhang, and J. Mooij. On causal and anticausal learning. *arXiv:1206.6471*, 2012.
- [78] D. Janzing and B. Schölkopf. Causal inference using the algorithmic Markov condition. *IEEE Trans. Inf. Theory*, 56(10):5168–5194, 2010.
- [79] S. Hu, K. Zhang, Z. Chen, and L. Chan. Domain generalization via multidomain discriminant analysis. In *Uncertainty in Artificial Intelligence*, pages 292–302, 2020.
- [80] Y. Chen, P. Song, H. Liu, L. Dai, X. Zhang, R. Ding, and S. Li. Achieving domain generalization for underwater object detection by domain mixup and contrastive learning. *Neurocomput.*, 528(C):20–34, 2023.
- [81] M. Arjovsky, L. Bottou, I. Gulrajani, and D. Lopez-Paz. Invariant risk minimization. *arXiv:1907.02893*, 2019.
- [82] T. Matsuura and T. Harada. Domain generalization using a mixture of multiple latent domains. In *Proc. of the AAAI Conf.*, volume 34, pages 11749–11756, 2020.
- [83] I. J. Goodfellow, J. Pouget-Abadie, M. Mirza, B. Xu, D. Warde-Farley, S. Ozair, A. Courville, and Y. Bengio. Generative adversarial networks. *arXiv:1406.2661*, 2014.
- [84] D. Endres and J. Schindelin. A new metric for probability distributions. *IEEE Trans. Inf. Theory*, 49(7):1858–1860, 2003.
- [85] M. Gong, Y. Xu, C. Li, K. Zhang, and K. Batmanghelich. Twin auxiliary classifiers GAN. *Proc. Adv. Neural Inform. Process. Syst.*, 32:1328, 2019.
- [86] M. Cordts et al. The Cityscapes dataset for semantic urban scene understanding. In *Proc. of IEEE Conf. Comp. Vis. Patt. Recog.*, pages 3213–3223, 2016.
- [87] C. Sakaridis, D. Dai, and L. Van Gool. Semantic foggy scene understanding with synthetic data. *Int. J. Comput. Vis.*, 126(9):973–992, Sep 2018.
- [88] F. Yu, H. Chen, X. Wang, W. Xian, Y. Chen, F. Liu, V. Madhavan, and T. Darrell. Bdd100k: A diverse driving dataset for heterogeneous multitask learning. In *Proc. of IEEE Conf. Comp. Vis. Patt. Recog.*, pages 2636–2645, 2020.
- [89] C. Sakaridis, D. Dai, and L. Van Gool. ACDC: The adverse conditions dataset with correspondences for semantic driving scene understanding. In *Proc. of IEEE Conf. Comp. Vis.*, October 2021.
- [90] G. Varma, A. Subramanian, A. Namboodiri, M. Chandraker, and C. V. Jawahar. IDD: A dataset for exploring problems of autonomous navigation in unconstrained environments. In *IEEE Winter Conf. App. Comp. Vis.*, pages 1743–1751, 2019.

- [91] E. David et al. Global wheat head detection 2021: an improved dataset for benchmarking wheat head detection methods. *Plant Phenomics*, 2021, 2021.
- [92] E. David. Global wheat head dataset 2021, July 2021. URL <https://doi.org/10.5281/zenodo.5092309>.
- [93] L. Liebel and M. Körner. Auxiliary tasks in multi-task learning. *arXiv preprint arXiv:1805.06334*, 2018.