

Correlation-driven threefold topological phase transition in monolayer OsBr₂

San-Dong Guo¹, Wen-Qi Mu¹ and Bang-Gui Liu^{2,3}

¹*School of Electronic Engineering, Xi'an University of Posts and Telecommunications, Xi'an 710121, China*

²*Beijing National Laboratory for Condensed Matter Physics, Institute of Physics, Chinese Academy of Sciences, Beijing 100190, People's Republic of China and*

³*School of Physical Sciences, University of Chinese Academy of Sciences, Beijing 100190, People's Republic of China*

Spin-orbit coupling (SOC) combined with electronic correlation can induce topological phase transition, producing novel electronic states. Here, we investigate the impact of SOC combined with correlation effects on physical properties of monolayer OsBr₂, based on first-principles calculations with generalized gradient approximation plus U (GGA+ U) approach. With intrinsic out-of-plane magnetic anisotropy, OsBr₂ undergoes threefold topological phase transition with increasing U , and valley-polarized quantum anomalous Hall insulator (VQAHI) to half-valley-metal (HVM) to ferrovalley insulator (FVI) to HVM to VQAHI to HVM to FVI transitions can be induced. These topological phase transitions are connected with sign-reversible Berry curvature and band inversion between $d_{xy}/d_{x^2-y^2}$ and d_{z^2} orbitals. Due to $\bar{6}m2$ symmetry, piezoelectric polarization of OsBr₂ is confined along the in-plane armchair direction, and only one d_{11} is independent. For a given material, the correlation strength should be fixed, and OsBr₂ may be a piezoelectric VQAHI (PVQAHI), piezoelectric HVM (PHVM) or piezoelectric FVI (PFVI). The valley polarization can be flipped by reversing the magnetization of Os atoms, and the ferrovalley (FV) and nontrivial topological properties will be suppressed by manipulating out-of-plane magnetization to in-plane one. In considered reasonable U range, the estimated Curie temperatures all are higher than room temperature. Our findings provide a comprehensive understanding on possible electronic states of OsBr₂, and confirm that strong SOC combined with electronic correlation can induce multiple quantum phase transition.

Keywords: Correlation, SOC, Phase transition, Piezoelectricity

Email:sandongyuwang@163.com

I. INTRODUCTION

The effect of SOC on physical properties of materials has attracted intensive attention. The SOC plays a key role for magnetocrystalline anisotropy, topological and valley physics¹⁻⁶. For example, two-dimensional (2D) materials with long-range ferromagnetic (FM) order can be stabilized by SOC-induced magnetocrystalline anisotropy¹. The SOC can also stabilize the topological phases by a nontrivial bandgap in quantum spin Hall insulator (QSHI) and quantum anomalous Hall insulator (QAHI)²⁻⁴. The SOC can induce spontaneous valley polarization in 2D magnetic semiconductors with special crystal symmetry, like 2H-VSe₂⁶.

The impact of electronic correlation on material properties has been a research hotspot⁷⁻¹⁰. Correlation-driven topological phases have been achieved in magic-angle twisted bilayer graphene⁷. Correlation-driven eightfold magnetic anisotropy can be realized in a 2D oxide monolayer⁸. Topological Fermi surface transition can be induced by varied electronic correlation in FeSe⁹. Coulomb interaction can induce quantum anomalous Hall (QAH) phase in (111) bilayer of LaCoO₃¹⁰. Generally, the correlation effects are resultful in transition metal elements with localized d electrons. For special crystal symmetry, electron correlation can dramatically enhance SOC effect of light elements in certain partially occupied orbital multiplets¹¹.

Recently, correlation-induced novel electronic states, such as VQAHI and HVM, have been predicted in many 2D materials¹²⁻¹⁵. For FeClF or FeCl₂ monolayer, increasing electron correlation can induce FVI to HVM to

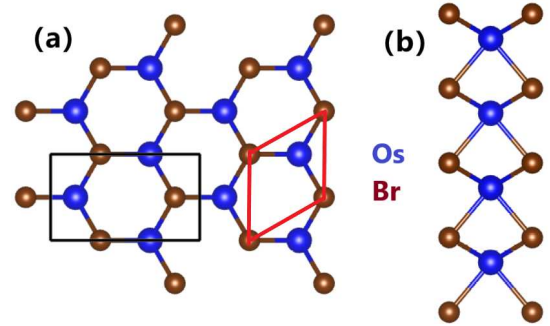


FIG. 1. (Color online) The (a) top view and (b) side view of crystal structure of OsBr₂ monolayer, and the rhombus primitive cell (rectangle supercell) is marked by the red (black) frame.

VQAHI to HVM to FVI transitions with fixed out-of-plane magnetic anisotropy^{12,14}. However, with intrinsic magnetic anisotropy, no special VQAHI and HVM states exist in FeClF monolayer, which means that no topological phase transition is induced. For monolayer RuBr₂, with fixed out-of-plane magnetic anisotropy, the phase diagram is the same with that of FeClF monolayer¹⁵. The intrinsic phase diagram shows VQAHI and HVM states, but only one HVM state can exist. From FeClF to RuBr₂, these differences are because Ru atom has heavier atomic mass than Fe atom, which will lead to stronger SOC effects. The Os atom has more stronger SOC effects than Ru atom, which may give rise to other novelty effects. Recently, monolayer OsBr₂ with 1H-MoS₂ type structure is predicted to stable¹⁶.

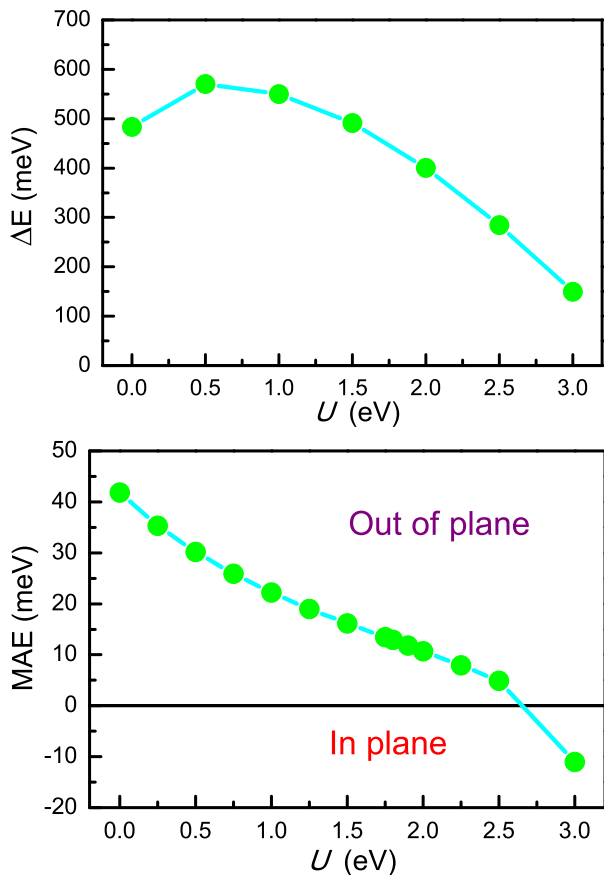


FIG. 2. (Color online) The energy differences ΔE between AFM and FM ordering and MAE of OsBr₂ monolayer as a function of U .

In this work, the electronic correlation effects on electronic structures of OsBr₂ monolayer are carefully investigated. Different from FeClF or FeCl₂ or RuBr₂, increasing electron correlation induces threefold topological phase transition in monolayer OsBr₂ with intrinsic out-of-plane magnetic anisotropy, which means that there are three HVM states and two VQAH regions. Due to missed centrosymmetry, OsBr₂ is piezoelectric, and its piezoelectric properties are investigated. The combination of piezoelectricity, topology and/or FV in OsBr₂ monolayer provides a potential platform for multifunctional spintronic applications, and our works provide possibility to use the piezoelectric effect to control QAH or anomalous valley Hall effect.

II. COMPUTATIONAL DETAIL

The spin-polarized first-principles calculations are carried out within density-functional theory (DFT)¹⁹, as implemented in VASP code^{20–22}. The projected augmented wave (PAW) method with GGA of Perdew-Burke-Ernzerhof (PBE-GGA)²³ exchange-correlation functional is adopted. The energy cut-off of 500 eV and total en-

ergy convergence criterion of 10^{-8} eV are used to attain accurate results. The force convergence criteria on each atom is set to be less than $0.0001 \text{ eV} \cdot \text{\AA}^{-1}$. A more than 18 Å cell height is used in the z direction to prevent periodic images from interacting with each other. We use Γ -centered $24 \times 24 \times 1$ k-mesh to sample the Brillouin zone (BZ) for structure optimization, electronic structures and elastic stiffness tensor, and $12 \times 24 \times 1$ Monkhorst-Pack k-point mesh for FM/antiferromagnetic (AFM) energy and piezoelectric stress tensor with rectangle supercell. Within the rotationally invariant approach proposed by Dudarev et al, the GGA+ U method is employed to describe the correlated Os- d electrons. The SOC effect is explicitly included, which is very key to investigate magnetic anisotropy energy (MAE), electronic and topological properties of OsBr₂ monolayer.

We use strain-stress relationship (SSR) and density functional perturbation theory (DFPT) method²⁴ to attain elastic stiffness tensor C_{ij} and piezoelectric stress tensor e_{ij} . The 2D elastic/piezoelectric coefficients C_{ij}^{2D}/e_{ij}^{2D} have been renormalized by $C_{ij}^{2D}/e_{ij}^{2D} = L_z C_{ij}^{3D}/e_{ij}^{3D}$, where the L_z is the cell height along z direction. The edge states are calculated with the maximal localized Wannier function tight-binding model by employing d -orbitals of Os atoms and p -orbitals of Br atoms^{25,26}. The Berry curvatures of OsBr₂ are attained directly from the calculated wave functions based on Fukui's method²⁷, as implemented in VASPBERRY code^{28,29}. For predicting Curie temperature (T_C) of OsBr₂, the 40×40 supercell and 10^7 loops are used to achieve Monte Carlo (MC) simulations, as implemented in Mcsolver code³⁰.

III. STRUCTURE AND MAGNETIC PROPERTIES

Similar to monolayer 1H-MoS₂, for monolayer OsBr₂, its Os atom layer is sandwiched by two Br atom layers through the Os-Br bonds, whose crystal structure is shown in Figure 1, along with BZ with high-symmetry points in FIG.1 of electronic supplementary information (ESI). The OsBr₂ monolayer with $P\bar{6}m2$ symmetry (No.187) lacks centrosymmetry, indicating that it should possess piezoelectricity and FV properties. The symmetry of OsBr₂ is higher than that of FeClF with $P3m1$ symmetry (No.156) due to broken vertical mirror symmetry¹⁴. These mean that only in-plane piezoelectric polarization exists in OsBr₂ monolayer, when it is subject to a uniaxial in-plane strain. When applying biaxial in-plane strain, the in-plane piezoelectric polarization will be suppressed. The lattice constants a of OsBr₂ monolayer is optimized with varied U , as shown in FIG.1 of ESI. The a increases with increasing U , which can also be found in monolayer FeClF and RuBr₂^{14,15}. And then, its magnetic, electronic and piezoelectric properties are investigated with varied U by using the corresponding a .

Next, a rectangle supercell (see Figure 1) is used to

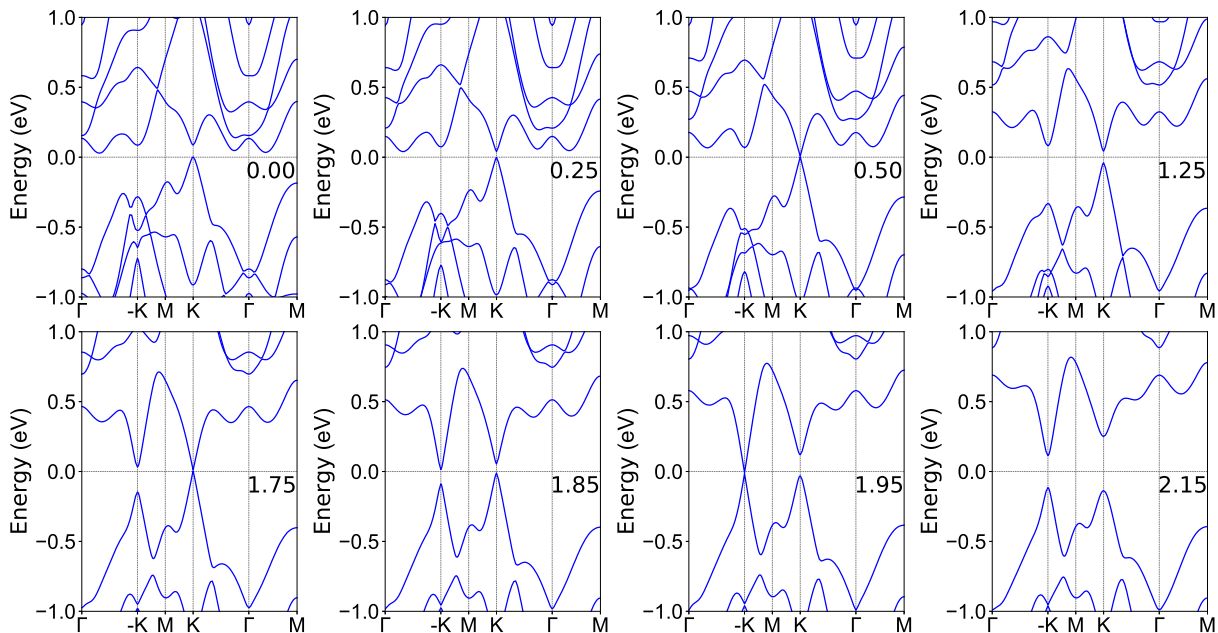


FIG. 3. (Color online) The energy band structures of OsBr₂ monolayer with out-of-plane magnetic anisotropy by using GGA+SOC at representative U values.

explore the magnetic coupling of OsBr₂ monolayer, and two initial magnetic configurations of AFM and FM ordering are considered. The AFM configuration is plotted in FIG.1 of ESI, and similar AFM configuration is used in monolayer VSi₂P₄¹³. Their total energy difference ΔE between AFM and FM ordering as a function of U is plotted in Figure 2. In considered U range, OsBr₂ monolayer is a 2D intrinsic FM material. It is found that ΔE is sensitive to U , giving rise to important influence on T_C of OsBr₂ monolayer. In view of the important role of magnetic anisotropy in realizing the long-range magnetic order and novel electronic states in 2D materials^{13–15}, the MAE of OsBr₂ monolayer is calculated from a difference in the obtained total energies with magnetization direction parallel or perpendicular to the plane of monolayer ($E_{MAE} = E_{(100)} - E_{(001)}$). Thus, the positive or negative MAE means that the easy magnetization axis is perpendicular or parallel to the plane of monolayer. The MAE vs U is plotted in Figure 2, and the easy magnetization axis changes from out-of-plane to in-plane one with critical U value about 2.6 eV. Similar results can be found in monolayer FeClF and RuBr₂^{14,15}, but critical U value of OsBr₂ is larger than their ones (1.45 and 2.07 eV). The large critical U value is very important to confirm intrinsic novel QAH and HVM states. It is well known that valence $5d$ wave functions are more delocalized than those of $3d$, and then $5d$ transition-metals show very weak electron correlation. In previous works, the U for Os- $5d$ electrons is taken as 0.5 eV for monolayer OsO₂ and 1.5 eV for the $5d$ -modified antimonene^{17,18}. At typical $U = 1.5$ eV, the MAE of monolayer OsBr₂ is as high as 16.14 meV/Os, which means very stable out-of-plane magnetic anisotropy.

IV. TOPOLOGICAL PHASE TRANSITION

Electronic correlation combined with out-of-plane magnetic anisotropy can produce novel electronic states in some 2D materials^{12–15}, such as FV, QAH and HVM states. However, the in-plane magnetic anisotropy will lead to disappeared novel electronic states in these 2D materials^{13–15}. Generally, Os- $5d$ electrons show very weak electron correlation^{17,18}, and the easy magnetization axis of OsBr₂ monolayer is out-of-plane with U being less than 2.6 eV. So, we only consider that the U ranges from 0.00 eV to 2.50 eV, and the corresponding electronic properties are investigated. At some representative U values, the energy band structures of OsBr₂ with GGA+SOC are shown in Figure 3, and the evolutions of total energy band gap along with those at -K/K point as a function of U are plotted in Figure 4.

It is clearly seen that there are three points around $U = 0.5$ eV, 1.75 eV and 1.95 eV, where the total energy band gap is closed. At these points, the HVM state can be achieved, whose conduction electrons are intrinsically 100% valley polarized¹². However, these HVM states can be divided into two categories. At $U = 0.5$ eV/1.75 eV, the band gap gets closed at K valley, while a band gap of 0.58 eV/0.18 eV is kept at -K valley. At $U = 1.95$ eV, the band gap of -K valley is closed, while the band gap at K valley is 0.15 eV. The U region can be divided into four parts by three HVM states.

As shown in Figure 5, both valence and conduction valleys at -K and K points are primarily contributed by Os- $d_{x^2-y^2}/d_{xy}$ or d_{z^2} orbitals in considered U range. For 0.00 eV $< U < 0.50$ eV, the $d_{x^2-y^2}$ and d_{xy} orbitals dominate conduction band at K valley, while the valence

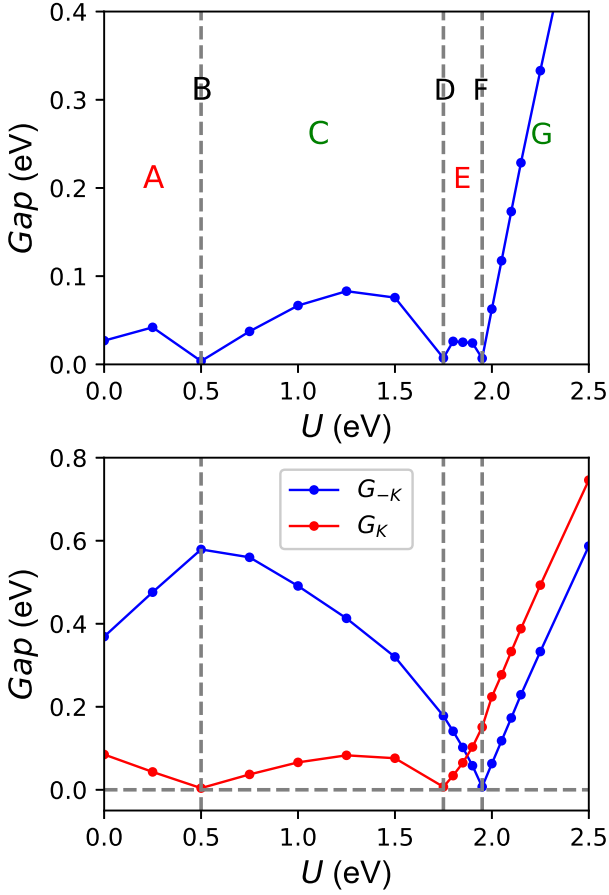


FIG. 4. (Color online) For OsBr₂ monolayer with out-of-plane magnetic anisotropy, the global energy band gap and energy band gaps for -K and K valleys as a function of U . A and E regions mean PVQAH, and C and G regions mean PFVI, and B, D and F points mean PHVM.

band of K valley is mainly from d_{z^2} orbitals (For example $U=0.25$ eV). When U is between 0.5 eV and 1.75 eV, the opposite situation can be observed with ones of 0.00 eV $< U < 0.50$ eV (For example $U=1.25$ eV). For 1.75 eV $< U < 1.95$ eV, the distribution of $d_{x^2-y^2}/d_{xy}$ and d_{z^2} orbitals at K valley is opposite to one of 0.50 eV $< U < 1.75$ eV (For example $U=1.85$ eV). For the three regions, at -K valley, the d_{z^2} orbitals dominate conduction band, while the valence band is mainly from $d_{x^2-y^2}/d_{xy}$ orbitals. These means that there are two-time band inversion between $d_{xy}/d_{x^2-y^2}$ and d_{z^2} orbitals at K valley with increasing U . For the fourth region ($U > 1.95$ eV), at -K valley, the distribution of $d_{x^2-y^2}/d_{xy}$ and d_{z^2} orbitals is opposite to one of 1.75 eV $< U < 1.95$ eV, but this is the same at K valley (For example $U=2.15$ eV). This means another band inversion between $d_{xy}/d_{x^2-y^2}$ and d_{z^2} orbitals at -K valley.

The three HVM states imply that the total gap of OsBr₂ monolayer closes and reopens three times. The special gap change along with band inversion suggest some topological phase transitions, and QAH state may

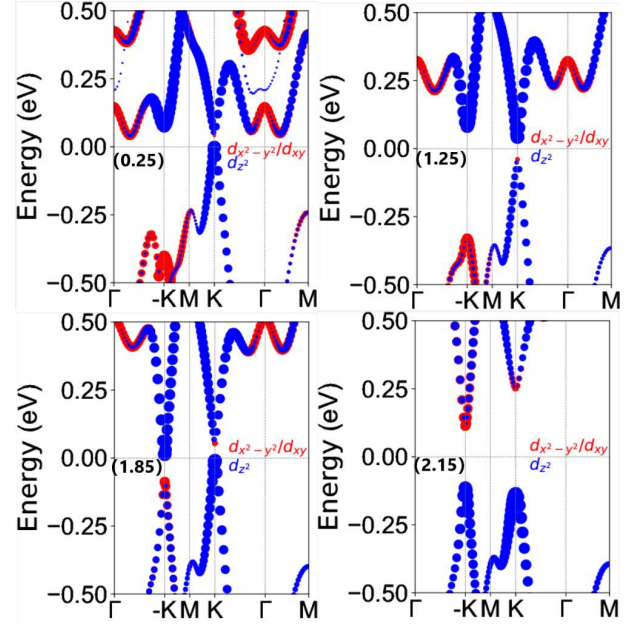


FIG. 5. (Color online) For OsBr₂ monolayer with out-of-plane magnetic anisotropy, the Os- $d_{x^2-y^2}/d_{xy}$ and d_{z^2} -orbital characters energy band structures at representative $U=0.25$ eV, 1.25 eV, 1.85 eV and 2.15 eV.

exist in some regions. To confirm QAH phases, we calculate the edge states at representative $U = 0.25$ eV, 1.25 eV, 1.85 eV and 2.15 eV from four regions, which are plotted in Figure 6. It is clearly seen that a nontrivial chiral edge state, connecting the conduction bands and valence bands, does exist in two regions (0.00 eV $< U < 0.50$ eV and 1.75 eV $< U < 1.95$ eV), implying a QAH. The calculated Chern number is equal to minus one ($C=-1$), which is consistent with one obtained by integrating the Berry curvature within the first BZ. For the other two regions (0.50 eV $< U < 1.75$ eV and $U > 1.95$ eV), no nontrivial chiral edge state appears, suggesting a normal FM semiconductor. These mean that increasing U can induce three-fold topological phase transition in monolayer OsBr₂.

These topological phase transitions are also connected with transformation of Berry curvature. At representative $U = 0.25$ eV, 1.25 eV, 1.85 eV and 2.15 eV, the distributions of Berry curvature are shown in Figure 6, whose hot spots are around -K and K valleys. For two regions (0.50 eV $< U < 1.75$ eV and $U > 1.95$ eV), the opposite signs and different magnitudes around -K and K valleys can be observed. However, for the other two regions (0.00 eV $< U < 0.50$ eV and 1.75 eV $< U < 1.95$ eV), the Berry curvatures around -K and K valleys have the same signs and different magnitudes. With increasing U , triple topological phase transitions are produced, which are connected by three HVM states. In these transitions, the sign of Berry curvature at -K or K valley will flip. For example the first two topological phase transitions, the negative Berry curvature of K valley ($U=0.25$ eV) changes into positive one ($U=1.25$ eV), and then changes into negative

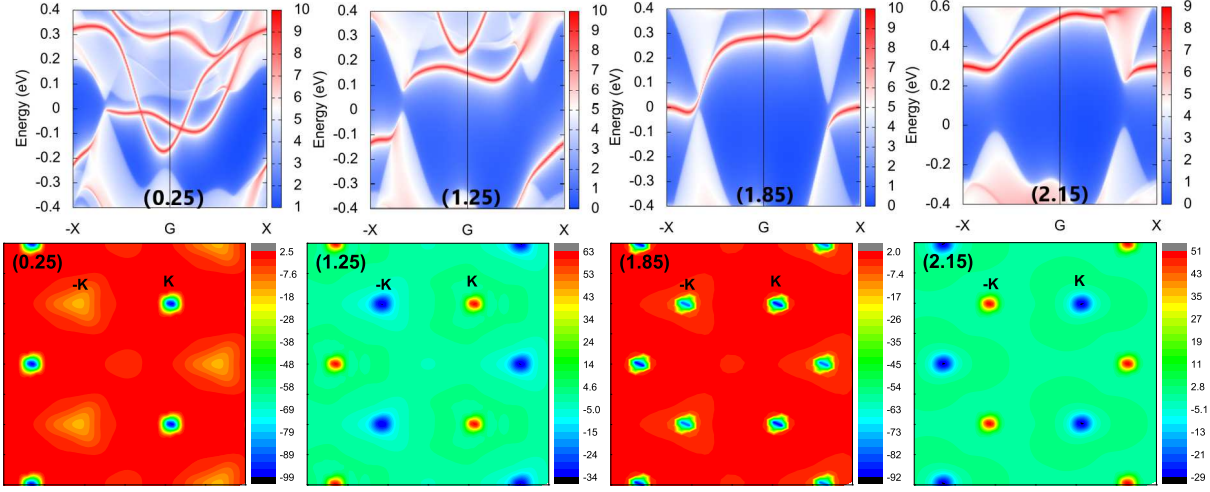


FIG. 6. (Color online) For OsBr₂ monolayer with out-of-plane magnetic anisotropy, the topological edge states (Top) and Berry curvature distribution in 2D BZ (Bottom) at representative $U=0.25$ eV, 1.25 eV, 1.85 eV and 2.15 eV.

one ($U=1.85$ eV). The third topological phase transition leads to the sign flipping of Berry curvature at -K valley, and the negative Berry curvature ($U=1.85$ eV) changes into positive one ($U=2.15$ eV). These suggest that sign-reversible Berry curvature can be induced by electronic correlation, which is related with topological phase transition.

V. PIEZOELECTRIC PROPERTIES

Similar to monolayer MoS₂³¹, monolayer OsBr₂ lacks inversion symmetry, but possesses a reflection symmetry with respect to the central Os atomic plane. This means only in-plane polarization along the armchair direction is allowed when OsBr₂ is subject to a uniaxial in-plane strain. For biaxial in-plane strain, the in-plane piezoelectric polarization will be suppressed. The third-rank piezoelectric stress tensor e_{ijk} and strain tensor d_{ijk} are defined as:

$$e_{ijk} = \frac{\partial P_i}{\partial \varepsilon_{jk}} = e_{ijk}^{elc} + e_{ijk}^{ion} \quad (1)$$

and

$$d_{ijk} = \frac{\partial P_i}{\partial \sigma_{jk}} = d_{ijk}^{elc} + d_{ijk}^{ion} \quad (2)$$

in which P_i , ε_{jk} and σ_{jk} are polarization vector, strain and stress, respectively. The $e_{ijk}^{elc}/d_{ijk}^{elc}$ means clamped-ion piezoelectric coefficients with only considering electronic contributions. The e_{ijk}/d_{ijk} means relax-ion piezoelectric coefficients as a realistic result, which is from the sum of ionic ($e_{ijk}^{ion}/d_{ijk}^{ion}$) and electronic ($e_{ijk}^{elc}/d_{ijk}^{elc}$) contributions. Analogous to monolayer MoS₂³¹, the piezoelectric stress and strain tensors

of OsBr₂ by using Voigt notation can be reduced into:

$$\begin{pmatrix} e_{11} & -e_{11} & 0 \\ 0 & 0 & -e_{11} \\ 0 & 0 & 0 \end{pmatrix} \quad (3)$$

$$\begin{pmatrix} d_{11} & -d_{11} & 0 \\ 0 & 0 & -2d_{11} \\ 0 & 0 & 0 \end{pmatrix} \quad (4)$$

The only independent d_{11} can be attained by $e_{ik} = d_{ij}C_{jk}$:

$$d_{11} = \frac{e_{11}}{C_{11} - C_{12}} \quad (5)$$

Firstly, we calculate elastic stiffness tensor C_{ij} of OsBr₂ at some representative U values, which are plotted in Figure 7. For OsBr₂ monolayer, the Born criteria of mechanical stability³³ ($C_{11}>0$ and $C_{11} - C_{12}>0$) is satisfied for all U values, indicating its mechanical stability. It is found that C_{ij} have weak dependence on U . The e_{11} of monolayer OsBr₂ is calculated with orthorhombic supercell by using DFPT method at some representative U values. The piezoelectric stress coefficients e_{11} (including ionic and electronic contributions) and piezoelectric strain coefficients d_{11} are plotted in Figure 7. When U is less than about 1.85 eV, the electronic and ionic polarizations have opposite signs. For $U<1.0$ eV, the electronic contribution dominates the in-plane piezoelectricity. For 1.0 eV $<U<1.85$ eV, the ionic part dominates the e_{11} . According to Equation 5, we calculate d_{11} from previous calculated C_{ij} and e_{11} . With increasing U , the d_{11} changes from positive value to negative one, and the trend is the same with e_{11} . At representative $U=1.5$ eV, the absolute value of d_{11} is 2.02 pm/V, which is close to one of α -quartz ($d_{11}=2.3$ pm/V).

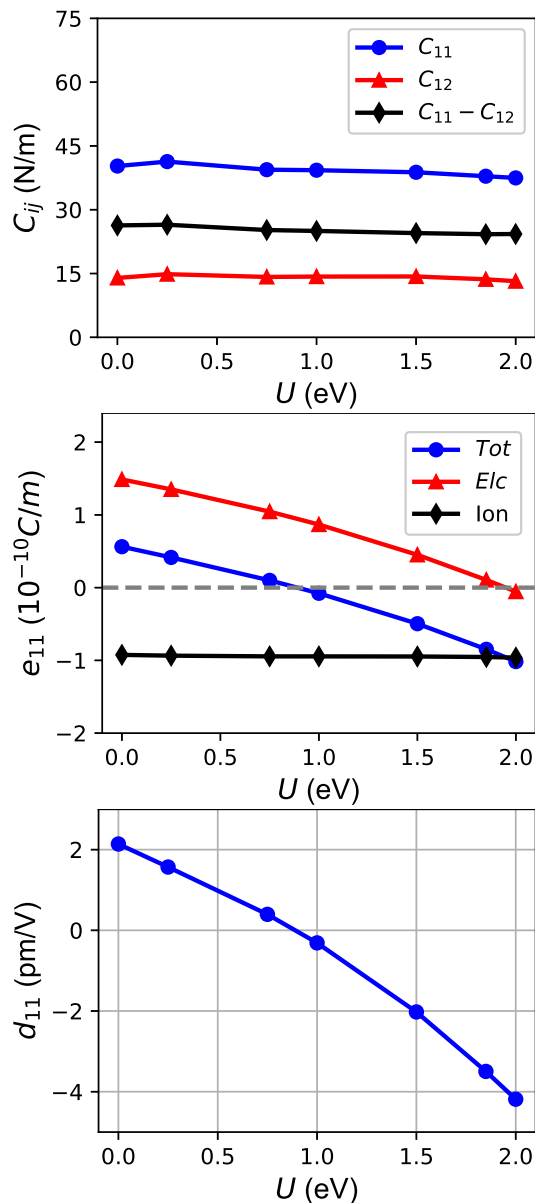


FIG. 7. (Color online) For RuBr₂ monolayer, the elastic constants C_{ij} , piezoelectric stress coefficient e_{11} along with ionic and electronic parts, and piezoelectric strain coefficient d_{11} as a function of U .

VI. ELECTRONIC STATES

In considered U range, OsBr₂ is a FV material, and the valley splitting for both valence and conduction bands is plotted in Figure 8. A possible way has been proposed to realize anomalous valley Hall effect in monolayer GdCl₂ by piezoelectric effect³², not an external electric field. The OsBr₂ monolayer has the same structure with GdCl₂, and has FV and piezoelectric properties. So, OsBr₂ is also a piezoelectric FV (PFV) material, which can be used to realize piezoelectric anomalous valley Hall effect (PAVHE), as is illustrated in FIG.2 of ESI. The in-

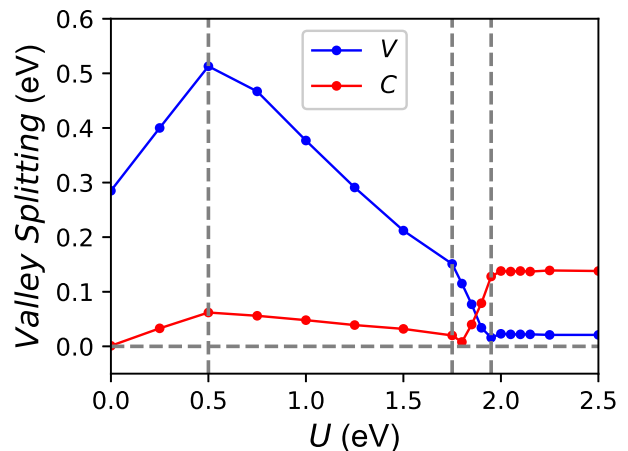


FIG. 8. (Color online) For out-of-plane magnetic anisotropy, the absolute value of valley splitting of monolayer OsBr₂ in both conduction (C) and valence (V) bands as a function of U .

plane longitudinal electric field E is induced with an applied uniaxial in-plane strain by piezoelectric effect, and then anomalous valley Hall effect can be produced, The U should be determined from future experiment result. If the U falls into the two regions ($0.00 \text{ eV} < U < 0.50 \text{ eV}$ and $1.75 \text{ eV} < U < 1.95 \text{ eV}$), OsBr₂ monolayer will possess FV, QAH and piezoelectric properties, namely PVQAH. For $0.00 \text{ eV} < U < 0.50 \text{ eV}$, chiral gapless edge mode mixes with trivial edge state in bulk gap, but the pure nontrivial chiral edge state can be observed for $1.75 \text{ eV} < U < 1.95 \text{ eV}$. In case of $U=0.50 \text{ eV}$, 1.75 eV or 1.95 eV , OsBr₂ has HVM and piezoelectric properties, namely PHVM. These provide possibility to tune QAH and anomalous valley Hall effects by piezoelectric effect.

When reversing the magnetization orientation, the valley polarized state is also reversed. To explain this, the spin-polarized energy band structures of monolayer OsBr₂ are shown in Figure 9 without SOC and with SOC for magnetic moment of Os along the positive and negative z direction at representative $U=1.25 \text{ eV}$. Without SOC, the bottom conduction band is from the spin-down channel, and there are a pair of energy extremes at $-K$ and K points, yielding two inequivalent but degenerate valleys. However, the top valence band comes from the spin-up channel, and no energy extremes appear at $-K$ and K points. In fact, these results depend on U value. Increasing U can lead to that both bottom conduction and top valence bands are from the spin-down channel, and have a pair of energy extremes at $-K$ and K points, which are inequivalent but degenerate valleys (see FIG.3 of ESI at $U=2.15 \text{ eV}$). When considering SOC, there are a pair of energy extremes at $-K$ and K points for both conduction and valence bands, and the valley degeneracy is lifted (the $-K/K$ valley state has a lower energy than $K/-K$ valley for valence/conduction bands.), producing valley polarized state in OsBr₂. It is found that the valley polarization of valence bands is remarkably

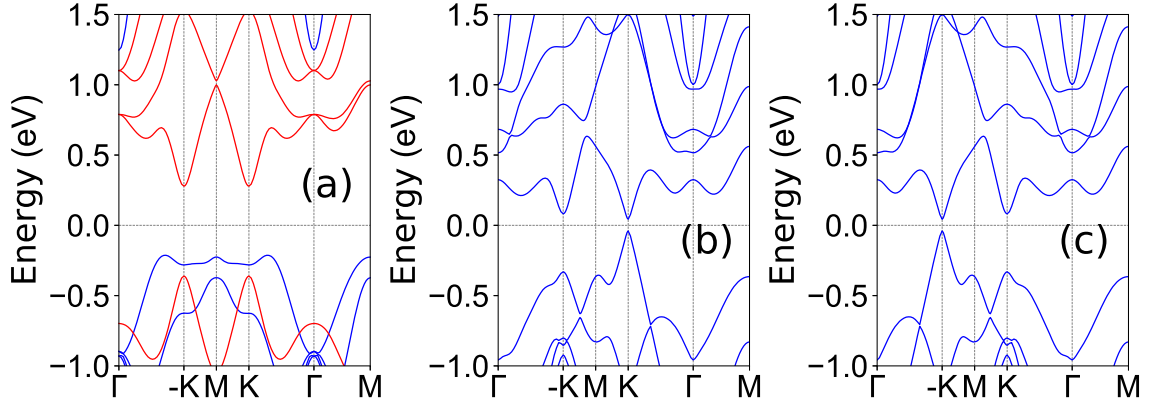


FIG. 9. (Color online) For out-of-plane magnetic anisotropy, the band structure of monolayer OsBr₂ (a) without SOC; (b) and (c) with SOC for magnetic moment of Os along the positive and negative z direction, respectively. In (a), the blue (red) lines represent the band structure in the spin-up (spin-down) direction.

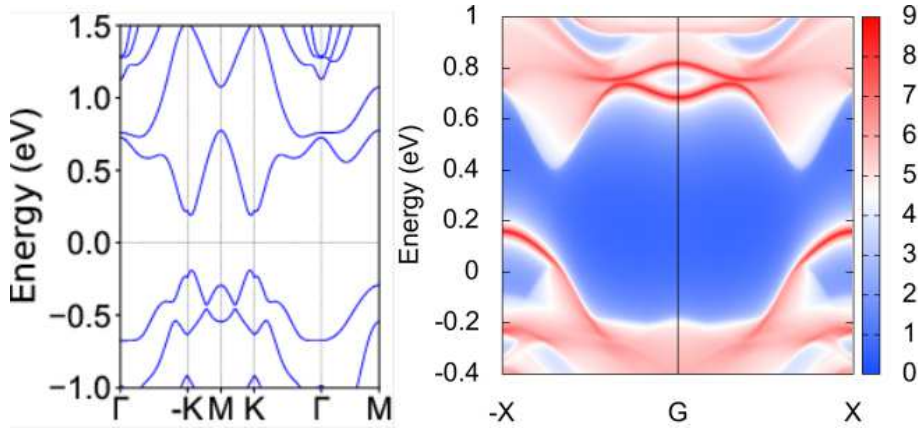


FIG. 10. (Color online) For OsBr₂ monolayer with in-plane magnetic anisotropy, the energy band structures (Left) and topological edge states (Right) at representative $U=1.85$ eV.

larger than one of conduction bands, which is because the $-K$ and K valleys of valence bands are dominated by $d_{x^2-y^2}$ and d_{xy} orbitals, while those of conduction bands are mainly from d_{z^2} orbitals. Similar phenomena can be found in many 2D FV materials^{13–15,34,35}. As shown in Figure 9 (c), the valley polarization can be flipped by reversing the magnetization of Os atoms, namely, the K ($-K$) valley state has a lower energy than $-K$ (K) valley for valence (conduction) bands. Manipulating direction of magnetization of OsBr₂ may be an efficient way to tune its valley properties.

The different magnetic orientation will affect the symmetry of OsBr₂, which has important influence on its electronic properties. For in-plane magnetic anisotropy, the FV and QAH properties will disappear. At representative $U = 1.85$ eV, with in-plane magnetic anisotropy, the energy band structures and topological edge states by using GGA+SOC are plotted in Figure 10. It is clearly seen that the energies at $-K$ and K points are degenerate for both valence and conduction bands, giving rise to no valley polarized state. The edge-state calculations

show no chiral gapless edge modes within the bulk gap. So, the intrinsic out-of-plane magnetic anisotropy is very important to confirm these novel electronic states and topological transformations in considered U range (0.00–2.50 eV).

VII. CURIE TEMPERATURE

As shown in Figure 2, the electronic correlation effects (U) have important influence on the strength of FM interaction, which is related with T_C of monolayer OsBr₂. The T_C is estimated based on the Heisenberg model by MC simulations within Wolf algorithm. An effective classical spin Heisenberg model can be written as:

$$H = -J \sum_{i,j} S_i \cdot S_j - A \sum_i (S_i^z)^2 \quad (6)$$

where S_i/S_j , S_i^z , J and A are the spin vectors of each Os atom, spin component parallel to the z direction, the

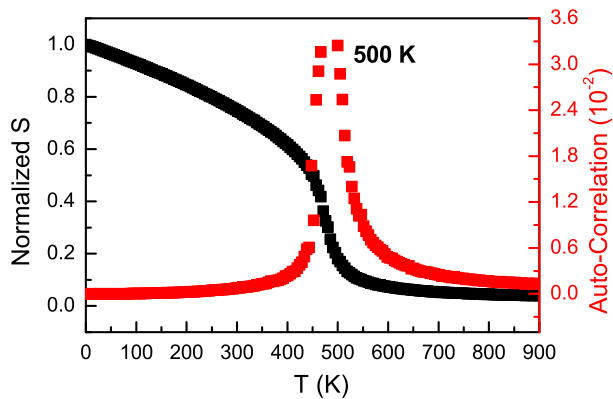


FIG. 11. (Color online) For monolayer OsBr₂, the normalized magnetic moment (S) and auto-correlation as a function of temperature with $U=2.5$ eV.

nearest neighbor exchange parameter and MAE, respectively. With rectangle supercell, the total energies of AFM (E_{AFM}) and FM (E_{FM}) ordering with normalized spin vector ($|S|=1$) are given as:

$$E_{FM} = E_0 - 6J - 2A \quad (7)$$

$$E_{AFM} = E_0 + 2J - 2A \quad (8)$$

where E_0 is the total energy of systems without magnetic coupling. The J can be written as:

$$J = \frac{E_{AFM} - E_{FM}}{8} \quad (9)$$

According to Figure 2, increasing U weakens FM interaction, which will reduce T_C . We take $U=2.50$ eV as a representative case, and the calculated normalized J is 35.54 meV. The normalized magnetic moment and auto-correlation as a function of temperature are plotted in Figure 11, and the predicted T_C is about 500 K. In considered U range (0.00-2.50 eV), the predicted T_C is all higher than room temperature. This implies that OsBr₂ is indeed a room-temperature ferromagnet.

VIII. DISCUSSION AND CONCLUSION

Although Fe, Ru and Os atoms have same outer valence electrons, their SOC strengths are different due to different atomic mass. Increasing U along with different SOC strength can induce different phase diagram of electronic state with fixed out-of-plane magnetic anisotropy. For monolayer FeCl₂ and RuBr₂, twofold topological phase transition with fixed out-of-plane magnetic anisotropy can be induced with increasing U ^{12,15}, and the order is FVI to HVM to VQAH to HVM to FVI. However, for OsBr₂, threefold topological phase transition can be observed, and it undergoes VQAH, HVM, FVI, HVM, VQAH, HVM, FVI, when U increases. Strong SOC can lead to high critical U value

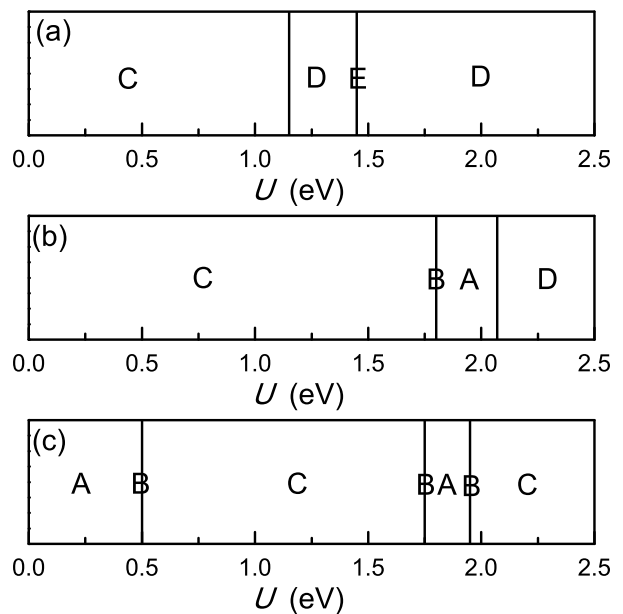


FIG. 12. The intrinsic phase diagrams for monolayer FeClF (a), RuBr₂ (b) and OsBr₂ (c) with different U values: A region means QAH, B point means HVM, C region means FVI, D region means common FM semiconductor, and E point means common FM semimetal.

of out-of-plane to in-plane transition, which is very important to produce novel phase diagram. For example, for FeClF monolayer, the intrinsic phase diagram shows no special QAH and HVM states due to small critical U (about 1.15 eV)¹⁴. However, intrinsic phase diagram of OsBr₂ shows both special QAH and HVM states with large critical U of about 2.6 eV. The intrinsic phase diagrams for monolayer FeClF, RuBr₂ and OsBr₂ are plotted in Figure 12. It is clearly seen that the intrinsic phase diagram of OsBr₂ is different from those of monolayer FeClF and RuBr₂.

The importance of electron correlations has been proved on the electronic state of monolayer OsBr₂. The different correlation strength (varied U) can give rise to different electronic state. For a given material, the correlation strength should be fixed, and OsBr₂ should belong to a particular electronic state in the phase diagram, which should be determined from related experiment. However, varied U in producing novel electronic state is equivalent to applying different strain, which has been confirmed in RuBr₂ monolayer¹⁵. With fixed out-of-plane magnetic anisotropy for RuBr₂, the phase diagram with different U values is similar with one with different strain. So, the rich electronic state and novel phase transitions can still be achieved in practice by strain. In fact, dual topological phase transition has been achieved in monolayer OsBr₂ by strain¹⁶. The sign-reversible valley-dependent Berry phase effects and QAH/HVM states in septuple atomic monolayer VSi₂N₄ has been achieved by strain³⁶.

In summary, we have demonstrated threefold topologi-

cal phase transition with different U in monolayer OsBr_2 , which are related with sign-reversible Berry curvature and band inversions of $d_{xy}/d_{x^2-y^2}$ and d_{z^2} orbitals at -K and K valleys. In considered U range (0.00-2.50 eV), OsBr_2 is an intrinsic FVI with constant out-of-plane magnetic anisotropy. There are two QAH phase regions characterized by a chiral gapless edge mode, and the second region has pure non-trivial edge mode without mixture of characterless edge mode. The right boundary of the first QAH phase region and two boundaries of the second QAH phase region correspond to the HVM with fully valley polarized carriers. Due to lacking inversion symmetry, OsBr_2 is piezoelectric with only independent d_{11} , which provides possibility to achieve anomalous valley Hall effect by piezoelectric effect. The estimated high T_C confirm that these possible novel states can be realized in the high temperature. Our works deepens our understanding of strong SOC combined with correlation effects in monolayer OsBr_2 , and provide a platform for

multifunctional 2D material, such as PVQAH and PFVI.

ACKNOWLEDGMENTS

This work is supported by Natural Science Basis Research Plan in Shaanxi Province of China (2021JM-456), Graduate Innovation Fund Project in Xi'an University of Posts and Telecommunications (CXJJDL2021001), the Nature Science Foundation of China (Grant No.11974393) and the Strategic Priority Research Program of the Chinese Academy of Sciences (Grant No. XDB33020100). We are grateful to the Advanced Analysis and Computation Center of China University of Mining and Technology (CUMT) for the award of CPU hours and WIEN2k/VASP software to accomplish this work.

-
- ¹ B. Huang, G. Clark, E. Navarro-Moratalla, D. R. Klein, R. Cheng, K. L. Seyler, D. Zhong, E. Schmidgall, M. A. McGuire, D. H. Cobden, W. Yao, D. Xiao, P. Jarillo-Herrero and X. Xu, *Nature* **546**, 270 (2017).
- ² M. Z. Hasan and C. L. Kane, *Rev. Mod. Phys.* **82**, 3045 (2010).
- ³ X. L. Qi and S. C. Zhang, *Rev. Mod. Phys.* **83**, 1057 (2011).
- ⁴ R. Yu, W. Zhang, H. J. Zhang, S. C. Zhang, X. Dai and Z. Fang, *Science* **329**, 61 (2010).
- ⁵ X. Wan, A. M. Turner, A. Vishwanath, and S. Y. Savrasov, *Phys. Rev. B* **83**, 205101 (2011).
- ⁶ W. Y. Tong, S. J. Gong, X. Wan, and C. G. Duan, *Nat. Commun.* **7**, 13612 (2016).
- ⁷ Y. Choi, H. Kim, Y. Peng, A. Thomson, C. Lewandowski, R. Polski, Y. Zhang, H. S. Arora, K. Watanabe, T. Taniguchi et al., *Nature (London)* **589**, 536 (2021).
- ⁸ Z. Cui, A. J. Grutter, H. Zhou, H. Cao, Y. Dong, D. A. Gilbert, J. Wang, Y. S. Liu, J. Ma, Z. Hu et al., *Sci. Adv.* **6**, eaay0114 (2020).
- ⁹ I. Leonov, S. L. Skornyakov, V. I. Anisimov, and D. Vollhardt, *Phys. Rev. Lett.* **115**, 106402 (2015).
- ¹⁰ Y. Wang, Z. Wang, Z. Fang, and X. Dai, *Phys. Rev. B* **91**, 125139 (2015).
- ¹¹ J. Y. Li, Q. S. Yao, L. Wu, Z. X. Hu, B. Y. Gao, X. G. Wan and Q. H. Liu, *Nat Commun* **13**, 919 (2022).
- ¹² H. Hu, W. Y. Tong, Y. H. Shen, X. Wan, and C. G. Duan, *npj Comput. Mater.* **6**, 129 (2020).
- ¹³ S. Li, Q. Q. Wang, C. M. Zhang, P. Guo and S. A. Yang, *Phys. Rev. B* **104**, 085149 (2021).
- ¹⁴ S. D. Guo, J. X. Zhu, M. Y. Yin and B. G. Liu, *Phys. Rev. B* in press (2022).
- ¹⁵ S. D. Guo, W. Q. Mu and B. G. Liu, arXiv:2201.09258 (2022).
- ¹⁶ H. Huan, Y. Xue, B. Zhao, G. Y. Gao, H. R. Bao and Z. Q. Yang, *Phys. Rev. B* **104**, 165427 (2021).
- ¹⁷ Y. J. Wang, F. F. Li, H. L. Zheng, X. F. Han and Y. Yan, *Phys. Chem. Chem. Phys.* **20**, 28162 (2018).
- ¹⁸ M. Zhang, H. M. Guo, J. Lv and H. S. Wu, *Appl. Sur. Sci.* **508**, 145197 (2020).
- ¹⁹ P. Hohenberg and W. Kohn, *Phys. Rev.* **136**, B864 (1964); W. Kohn and L. J. Sham, *Phys. Rev.* **140**, A1133 (1965).
- ²⁰ G. Kresse, *J. Non-Cryst. Solids* **193**, 222 (1995).
- ²¹ G. Kresse and J. Furthmüller, *Comput. Mater. Sci.* **6**, 15 (1996).
- ²² G. Kresse and D. Joubert, *Phys. Rev. B* **59**, 1758 (1999).
- ²³ J. P. Perdew, K. Burke and M. Ernzerhof, *Phys. Rev. Lett.* **77**, 3865 (1996).
- ²⁴ X. Wu, D. Vanderbilt and D. R. Hamann, *Phys. Rev. B* **72**, 035105 (2005).
- ²⁵ A. A. Mostofia, J. R. Yatesb, G. Pizzif, Y.-S. Lee, I. Souza, D. Vanderbilt and N. Marzari, *Comput. Phys. Commun.* **185**, 2309 (2014).
- ²⁶ Q. Wu, S. Zhang, H. F. Song, M. Troyer and A. A. Soluyanov, *Comput. Phys. Commun.* **224**, 405 (2018).
- ²⁷ T. Fukui, Y. Hatsugai and H. Suzuki, *J. Phys. Soc. Japan.* **74**, 1674 (2005).
- ²⁸ H. J. Kim, <https://github.com/Infant83/VASPBERRY>, (2018).
- ²⁹ H. J. Kim, C. Li, J. Feng, J.-H. Cho, and Z. Zhang, *Phys. Rev. B* **93**, 041404(R) (2016).
- ³⁰ L. Liu, X. Ren, J. H. Xie, B. Cheng, W. K. Liu, T. Y. An, H. W. Qin and J. F. Hu, *Appl. Surf. Sci.* **480**, 300 (2019).
- ³¹ K. N. Duerloo, M. T. Ong and E. J. Reed, *J. Phys. Chem. Lett.* **3**, 2871 (2012).
- ³² S. D. Guo, J. X. Zhu, W. Q. Mu and B. G. Liu, *Phys. Rev. B* **104**, 224428 (2021).
- ³³ E. Cadelano and L. Colombo, *Phys. Rev. B* **85**, 245434 (2012).
- ³⁴ P. Zhao, Y. Dai, H. Wang, B. B. Huang and Y. D. Ma, *ChemPhysMater*, **1**, 56 (2022).
- ³⁵ R. Li, J. W. Jiang, W. B. Mi and H. L. Bai, *Nanoscale* **13**, 14807 (2021).
- ³⁶ X. Zhou, R. Zhang, Z. Zhang, W. Feng, Y. Mokrousov and Y. Yao, *npj Comput. Mater.* **7**, 160 (2021).