

A proof of $P \neq NP$ (New symmetric encryption algorithm against any linear attacks and differential attacks)

Gao Ming*

March 5, 2022

Abstract

P vs NP problem is the most important unresolved problem in the field of computational complexity. Its impact has penetrated into all aspects of algorithm design, especially in the field of cryptography. The security of cryptographic algorithms based on short keys depends on whether P is equal to NP. In fact, Shannon[1] strictly proved that the one-time-pad system meets unconditional security, but because the one-time-pad system requires the length of key to be at least the length of plaintext, how to transfer the key is a troublesome problem that restricts the use of the one-time-pad system in practice. Cryptography algorithms used in practice are all based on short key, and the security of the short key mechanism is ultimately based on one-way assumption. In fact, the existence of one-way function can directly lead to the important conclusion $P \neq NP$.

In this paper, we originally constructed a short-key block cipher algorithm. The core feature of this algorithm is that, when any plaintext-ciphertext pairs are known, the problem of cracking its key is equivalent to the problem of two independent encryption system cracking their keys separately when only knowing their respective ciphertexts. In addition, for these two independent encryption systems, verifying a possible plaintext is also exponentially computationally complexity when only the ciphertext is known.

Based on the above feature, we construct a problem and theoretically prove that the problem satisfies the properties of one-way functions, thereby solving the problem of the existence of one-way functions, that is, directly proving that $P \neq NP$.

*20070602094@alu.cqu.edu.cn

1 Introduction

Cryptography is one of the most important applications in the field of communication and computer science. In recent years, with the application of commerce, enterprises, banks and other departments, cryptography has been developed rapidly. Especially after Shannon put forward the mathematical analysis of security in “Communication theory of secrecy systems”[1], various design tools for cipher algorithms and corresponding attack tools have been developed one after another. Among them, the most common attack methods include linear attacks and differential attacks.

Linear attack was first proposed by M. Matsui[2], this is an attack method that is currently applicable to almost all block encryption algorithms. Kaliski BS[3] proposed a multi-linear attack based on the linear attack, but the multi-linear attack has many limitations. And the Biryukov A[4] and Chao, J.Y[5] and others further improved the framework of multi-linear attacks, thus making linear attacks a larger application.

The differential attack method was first proposed by Eli Biham[6]. BIHAM E[7] extended it to a more powerful attack method. TSUNOO[8] further constructed multiple attack methods. These attack methods have extremely high skill in the attack process, which is worthy in-depth study.

In this paper, we first designed a new encoding algorithm, which we named Eagle. Based on the Eagle encoding algorithm, we designed a new block symmetric cipher algorithm. This encryption algorithm consists of two independent sets of keys, which generate random numbers before encryption, and then use these two sets of keys to encrypt the random numbers separately and generate ciphertexts. After being encrypted by the Eagle encryption system, the problem of cracking the key is equivalent to the problem of cracking the key in two independent encryption systems with only the ciphertext known, given any known plaintext-ciphertext pairs. From the ciphertext structure, the encrypted object is random numbers generated before encryption, which means that the ciphertext has no relationship with the original plaintext, let alone any statistical relationship. This theoretically indicates that the algorithm can resist all forms of linear and differential attacks.

At the end of this paper, we further construct a new cipher system. Under this cipher system, if any plaintext-ciphertext pair is known, the problem of cracking the key is equivalent to solving a system of equations with random numbers. We can prove that there are two unknown variables in this system of equations that can never be eliminated, solving this system of equations requires exhaustively searching for at least one of the two unknown variables, which is exponentially computationally complex. This also proves that the problem of cracking the key satisfies the condition of a one-way function, that is, theoretically prove that one-way functions exist, so that $P \neq NP$.

2 Introduction to Eagle encoding algorithm

We first introduce two common bit operations. XOR denoted as \oplus . Do left cycle shift of D by n bits which can be denoted as D^{+n} , for example $(10011010)^{+2} = (01101010)$.

We select two L -bits parameters w_0 and w_1 , have odd number of different bits. For example $w_0 = 10010011$ and $w_1 = 11000111$ have 3 bits (3 is odd) different.

$$w_0 = 10010011$$

$$w_1 = 11000111$$

We set the initial state of L -bit as s_0 , we choose one parameter $w \in \{w_0, w_1\}$, without loss of generality, assume that we choose $w = w_0$, then we define the following calculation

$$s_1 = w \oplus (s_0 \oplus s_0^{+1}) = w_0 \oplus (s_0 \oplus s_0^{+1}) \quad (2.1)$$

From (2.1), we can easily know

$$s_0 \oplus s_0^{+1} = s_1 \oplus w \quad (2.2)$$

If we only know s_1 , we don't know whether $w = w_0$ or $w = w_1$ we used in (2.1), we can confirm it through a simple trial-and-error. For example, we guess the parameter $w = w_1$ was used in (2.1), we need to find a certain number s_x to satisfy

$$s_x \oplus s_x^{+1} = s_1 \oplus w_1 \quad (2.3)$$

In fact, since w_0 and w_1 have odd number of different bits, such s_x does not exist. See Theorem 1 for details.

[Theorem 1] We arbitrarily choose two L -bit parameters w_0 and w_1 which have odd number of different bits, for arbitrary s_0 , we set $s_1 = w_0 \oplus (s_0 \oplus s_0^{+1})$, then there doesn't exist s_x satisfy $s_x \oplus s_x^{+1} = s_1 \oplus w_1$.

Proof. Firstly, by definition we have

$$s_1 \oplus w_1 = w_0 \oplus (s_0 \oplus s_0^{+1}) \oplus w_1 = (s_0 \oplus s_0^{+1}) \oplus (w_0 \oplus w_1) \quad (2.4)$$

Where w_0 and w_1 have odd number of different bits, so there are odd number of 1 in the bit string of $w_0 \oplus w_1$.

Proof by contradiction, we suppose that there exists s_x satisfy $s_x \oplus s_x^{+1} = s_1 \oplus w_1$, then by (2.4), we have

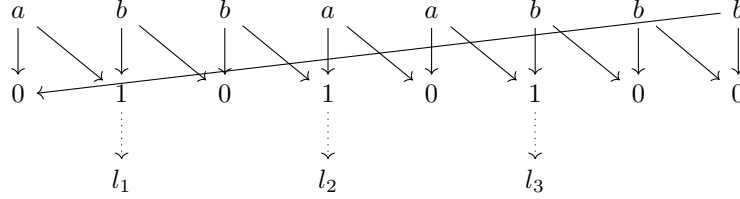
$$s_x \oplus s_x^{+1} = (s_0 \oplus s_0^{+1}) \oplus (w_0 \oplus w_1) \quad (2.5)$$

By simple calculation we have

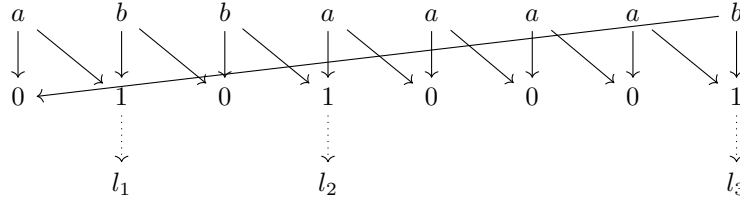
$$(s_0 \oplus s_x) \oplus (s_0 \oplus s_x)^{+1} = w_0 \oplus w_1 \quad (2.6)$$

We set $s_y = s_0 \oplus s_x$, then there are odd number of 1 in the bit string of $s_y \oplus s_y^{+1}$, without of generality, we suppose that the bits with 1 are l_1, l_2, \dots, l_u (u is odd). Compare to the first bit of s_y , the $l_1 + 1$ bit of s_y is different from the first bit of s_y , the $l_2 + 1$ bit of s_y is the same with the first bit of s_y , the $l_3 + 1$ bit of s_y is different from the first bit of s_y , the $l_4 + 1$ bit of s_y is the same with the first bit of s_y , and so on, since u is odd, $u - 1$ is even, the $l_{u-1} + 1$ bit of s_y is the same with the first bit of s_y .

If $l_u < L$, the $l_u + 1$ bit of s_y is different from the first bit of s_y , so the last bit of s_y is different from the first bit of s_y . On the other hand, the last bit of $s_y \oplus s_y^{+1}$ is 0, so the last bit of s_y is the same with the first bit of s_y . This is contradictory.



If $l_u = L$, the last bit of s_y is different from the first bit of s_y . On the other hand, the last bit of s_y is the same with l_{u-1} bit of s_y which is the same with the first bit of s_y . This is contradictory.



So there doesn't exist s_x satisfy $s_x \oplus s_x^{+1} = s_1 \oplus w_1$. \square

Let's go back to the discussion just now, after a trial-and-error, we can accurately confirm which one ($w = w_0$ or $w = w_1$) we just used in (2.1).

Now we suppose that there is a binary sequence $m = b_1 b_2 \dots b_L$ with length L . Start with s_0 , read each bit of M from left to right sequentially, when the bit b_i ($1 \leq i \leq L$) is 0, we set $s_i = w_0 \oplus (s_{i-1} \oplus s_{i-1}^{+1})$, when the bit b_i is 1, we set $s_i = w_1 \oplus (s_{i-1} \oplus s_{i-1}^{+1})$.

According to the above calculation, for every s_i , we can find the only $w_x = w_0$ or $w_x = w_1$ such that there exists s_{i-1} satisfy $s_{i-1} \oplus s_{i-1}^{+1} = s_i \oplus w_x$. According to the properties of XOR and cyclic shift, we can easily see that there are only two s_{i-1} that satisfy $s_{i-1} \oplus s_{i-1}^{+1} = s_i \oplus w_x$, and the two s_{i-1} with each bit different. As long as we know any one bit of s_{i-1} , s_{i-1} can be uniquely determined. So we only need to save one bit of s_i , finally by s_L , we can completely restore the original state s_0 and the binary sequence m .

Based on the above discussion, we can construct a complete Eagle encoding and decoding algorithm. The entire algorithm consists of three processes: generating parameters, encoding, and decoding.

[Parameter generation]

Firstly we choose two L -bit parameters w_0 and w_1 which have odd number of different bits, then we choose L -bit initial state s_0 .

[Encoding]

For input data m , we record $m[i](1 \leq i \leq L)$ as the i -th bit of m , $m[i] \in \{0, 1\}$, L is the length of m , the encoding process is as follows.

[E1] Execute E2 to E4 with i from 1 to L .

[E2] If $m[i] = 0$, set $s_i = w_0 \oplus (s_{i-1} \oplus s_{i-1}^{+1})$.

[E3] If $m[i] = 1$, set $s_i = w_1 \oplus (s_{i-1} \oplus s_{i-1}^{+1})$.

[E4] Set the last bit of s_{i-1} as the i -th bit of c , $c[i] = s_{i-1}[L]$.

[E5] Use (c, s_L) as the output.

[Decoding]

The output (c, s_L) of the above encoding process is used as the input of the decoding process, the decoding process is as follows.

[D1] Execute D2 to D4 with i from L to 1.

[D2] Do trial-and-error testing with $s_i \oplus w_0$ or $s_i \oplus w_1$, find the unique $w_x (x = 0 \text{ or } x = 1)$ satisfy $s_x \oplus s_x^{+1} = s_i \oplus w_x$.

[D3] After D2, use x as the i -th bit of m , $m[i] = x$.

[D4] For the two possible s_x satisfy $s_x \oplus s_x^{+1} = s_i \oplus w_x$ in D2, we set the one which the last bit is equal to $c[i]$ as s_{i-1} .

[D5] Use m as the output.

Now we give an example of the above processes.

[Example 1] Eagle encoding

We choose the parameters as $w_0 = 10010011$, $w_1 = 11000111$, $s_0 = 01011001$, $m = 10010101$.

Since $m[1] = 1$, we set $w = w_1$, then we have

$$s_1 = w \oplus (s_0 \oplus s_0^{+1}) = 11000111 \oplus 11101011 = 00101100$$

Since $m[2] = 0$, we set $w = w_0$, then we have

$$s_2 = w \oplus (s_1 \oplus s_1^{+1}) = 10010011 \oplus 01110100 = 11100111$$

Since $m[3] = 0$, we set $w = w_0$, then we have

$$s_3 = w \oplus (s_2 \oplus s_2^{+1}) = 10010011 \oplus 00101000 = 10111011$$

Since $m[4] = 1$, we set $w = w_1$, then we have

$$s_4 = w \oplus (s_3 \oplus s_3^{+1}) = 11000111 \oplus 11001100 = 00001011$$

Since $m[5] = 0$, we set $w = w_0$, then we have

$$s_5 = w \oplus (s_4 \oplus s_4^{+1}) = 10010011 \oplus 00011101 = 10001110$$

Since $m[6] = 1$, we set $w = w_1$, then we have

$$s_6 = w \oplus (s_5 \oplus s_5^{+1}) = 11000111 \oplus 10010011 = 01010100$$

Since $m[7] = 0$, we set $w = w_0$, then we have

$$s_7 = w \oplus (s_6 \oplus s_6^{+1}) = 10010011 \oplus 11111100 = 01101111$$

Since $m[8] = 1$, we set $w = w_1$, then we have

$$s_8 = w \oplus (s_7 \oplus s_7^{+1}) = 11000111 \oplus 10110001 = 01110110$$

Take the last bit of $s_0, s_1, s_2, s_3, \dots, s_7$ as $c = 10111001$.

We use $(c, s_8) = (10111001, 01110110)$ as the results generated by Eagle encoding.

Next, we will provide another example of Eagle decoding.

[Example 2] Eagle decoding

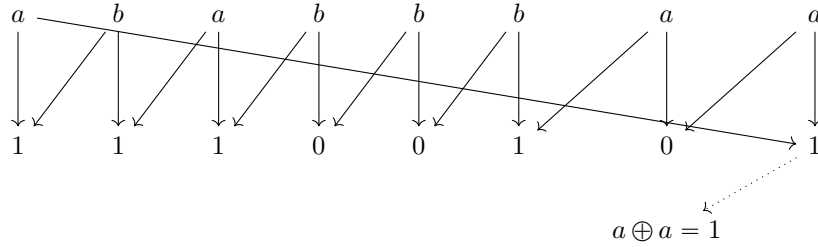
Known $w_0 = 10010011$, $w_1 = 11000111$, $s_8 = 01110110$, $c = 10111001$, how to compute m ?

Firstly by $s_8 = w \oplus (s_7 \oplus s_7^{+1}) \Rightarrow s_7 \oplus s_7^{+1} = s_8 \oplus w$, we don't know whether $w = w_0$ (the 8-th bit of m is 0) or $w = w_1$ (the 8-th bit of m is 1), we need a trial-and-error.

Let's assume $w = w_0$, we have

$$s_7 \oplus s_7^{+1} = s_8 \oplus w_0 = 01110110 \oplus 10010011 = 11100101$$

There is no such s_7 satisfies $s_7 \oplus s_7^{+1} = 11100101$.



Let's assume $w = w_1$, we have

$$s_7 \oplus s_7^{+1} = s_8 \oplus w_1 = 01110110 \oplus 11000111 = 10110001$$

There exists two solutions $s_7 = 01101111$ and $s_7 = 10010000$, these two solutions are bit reversed.

Since the 8-th bit of c is $c[8] = 1$, the last bit of s_7 is 1, we have $s_7 = 01101111$.

According to the above, because $w = w_1$, the 8-bit of m is 1.

Similarly we get $m = 10010101$.

It is not difficult to find that the above encoding process and decoding process are correct, that is (c, s_L) generated by encoding from m can be completely restored through the decoding process. In addition, the encoding process is sequential encoding in the order of m 's bits, and the decoding process is sequential decoding in the reverse order of c 's bits.

$$s_0 \xrightarrow{m[1]} s_1 \xrightarrow{m[2]} s_2 \xrightarrow{m[3]} \dots \xrightarrow{m[L]} s_L$$

$$s_0 \xleftarrow{c[1]} s_1 \xleftarrow{c[2]} s_2 \xleftarrow{c[3]} \dots \xleftarrow{c[L]} s_L$$

We also noticed the fact that in the above encoding and decoding process, all inputs and outputs do not need to appear s_0 . This means that the selection of s_0 will not affect the correctness of the encoding process and decoding process. The arbitrariness of s_0 will bring the uncertainty of the encoded output.

For the convenience of the discussion in the following chapters, here we briefly analyze the effect of uncertainty of s_0 on the encoded output.

Given the parameters w_0 and w_1 that have odd number of different bits, for a certain input m of L bits, since s_0 is arbitrarily selected, it is obvious that c is uncertain, but is the final state s_L necessarily uncertain?

In fact, the answer is no. In some cases, such as $L = 2^u$ (that is, the parameter length is the power of 2), the final state s_L is determined for different choices of s_0 . The final state variable s_L which is the output of the encoding process is only related to the input m and has nothing to do with the choice of the initial state s_0 . See Theorem 2 for details.

[Theorem 2] In Eagle encoding, given the parameters w_0 and w_1 that have L bits with different odd bits, for a certain L bit input m , if $L = 2^u$ is satisfied, then for any initial state s_0 , after the Eagle encoding process, the final state s_L is only related to the input m , and is unrelated with the choice of the initial state s_0 .

Proof. We represent m as binary stream $x_1x_2\dots x_L$, which $x_i \in \{0, 1\}$, $1 \leq i \leq L$.

We execute the Eagle encoding process to m from x_1 to x_L as follows.

$$\begin{aligned} s_1 &= w_{x_1} \oplus (s_0 \oplus s_0^{+1}) = f_1(w_{x_1}) \oplus (s_0 \oplus s_0^{+1}) \\ s_2 &= w_{x_2} \oplus (s_1 \oplus s_1^{+1}) = f_2(w_{x_1}, w_{x_2}) \oplus (s_0 \oplus s_0^{+2}) \\ s_3 &= w_{x_3} \oplus (s_2 \oplus s_2^{+1}) = f_3(w_{x_1}, w_{x_2}, w_{x_3}) \oplus (s_0 \oplus s_0^{+1} \oplus s_0^{+2} \oplus s_0^{+3}) \\ s_4 &= w_{x_4} \oplus (s_3 \oplus s_3^{+1}) = f_4(w_{x_1}, w_{x_2}, w_{x_3}, w_{x_4}) \oplus (s_0 \oplus s_0^{+4}) \end{aligned}$$

It is not difficult to find that for any $m = 2^v$, $s_m = f_m(w_{x_1}, \dots, w_{x_m}) \oplus (s_0 \oplus s_0^{+m})$ holds, this can be proved by a simple mathematical induction.

In fact, the conclusion is correct for $v = 1$.

We assume that the conclusion is correct for $v - 1$, we have

$$s_{m/2} = f_{m/2}(w_{x_1}, \dots, w_{x_{m/2}}) \oplus (s_0 \oplus s_0^{+m/2})$$

Since $s_{m/2}$ to s_m must do calculations with $m/2$ steps, we have

$$\begin{aligned} s_m &= f_m(w_{x_1}, \dots, w_{x_m}) \oplus (s_0 \oplus s_0^{+m/2}) \oplus (s_0^{+m/2} \oplus s_0^{+m}) \\ &= f_m(w_{x_1}, \dots, w_{x_m}) \oplus (s_0 \oplus s_0^{+m}) \end{aligned}$$

Since $L = 2^u$, we have $s_L = f_L(w_{x_1}, \dots, w_{x_L}) \oplus (s_0 \oplus s_0^{+L})$, where $f_i(\dots)$ is irrelevant with s_0 , by definition of cycle shift, we have $s_0 = s_0^{+L}$, so $s_L = f_L(w_{x_1}, \dots, w_{x_L})$ which is irrelevant with s_0 .

□

From theorem 2, for any parameters w_0 and w_1 with length $L = 2^u$, for any initial state s_0 , execute Eagle encoding on m to obtain s_L which is irrelevant with s_0 . In order to facilitate the description in the following chapters, we introduce two symbols ξ and ς .

$\xi_{w_0, w_1}(m) = s_L$: use the key (w_0, w_1) to execute Eagle encoding ([E1]-[E5]) on any initial state s_0 and input m to obtain c and s_L . Since s_0 and c don't affect the relationship between m and s_L , they are omitted in the symbol ξ .

$\varsigma_{w_0, w_1}(s_L) = m$: use the key (w_0, w_1) to execute Eagle decoding ([D1]-[D5]) on any c and s_L to obtain s_0 and m .

ξ and ς both represent a complete Eagle encoding process and Eagle decoding process, and their introduction is mainly for the convenience of deriving encryption algorithms later. The Eagle encryption algorithm is a block symmetric encryption algorithm, and a complete Eagle encoding process is performed for each block.

In all the following chapters of this paper, we assume the length L is a power of 2.

We noticed that w_0 differs from w_1 with an odd number of bits, which is equivalent to the binary representation of $w_0 \oplus w_1$ containing an odd number of 1. There are 2^{2L-1} pairs of (w_0, w_1) that satisfy an odd number of different bits. This is because among all (w_0, w_1) , w_0 and w_1 contain the same number of odd bits different as they contain an even number of bits different.

Next, let's take a closer look at the features of the Eagle encoding algorithm. For the parameter (w_0, w_1) , we have another completely equivalent representation (δ, w_0) , where $\delta = w_0 \oplus w_1$, which means that (w_0, w_1) and (δ, w_0) can be equivalently transformed. Since the selection of s_0 is independent of s_L , without loss of generality, we set $s_0 = 0$, when given (δ, w_0) , we only observe the relationship between the final state s_L and the input $m = b_1 b_2 \dots b_L$, where $b_i \in \{0, 1\}$. We execute the Eagle encoding algorithm with one bit to obtain

$$s_1 = w_{b_1} \oplus (s_0 \oplus s_0^{+1}) = w_{b_1} = w_0 \oplus g_1(\delta, b_1)$$

Where $g_1(\delta, b_1) = 0$ when $b_1 = 0$ and $g_1(\delta, b_1) = \delta$ when $b_1 = 1$. We execute the Eagle encoding algorithm with the second bit to obtain

$$\begin{aligned}
s_2 &= w_{b_2} \oplus (s_1 \oplus s_1^{+1}) \\
&= (w_0 \oplus (w_0 \oplus w_0^{+1})) \oplus g_2(\delta, b_1, b_2) \\
&= w_0^{+1} \oplus g_2(\delta, b_1, b_2)
\end{aligned}$$

Where $g_2(\delta, b_1, b_2)$ is a function about δ when b_1, b_2 is given. We excute the Eagle encoding algorithm with the third bit to obtain

$$\begin{aligned}
s_3 &= w_{b_3} \oplus (s_2 \oplus s_2^{+1}) \\
&= (w_0 \oplus w_0^{+1} \oplus w_0^{+2}) \oplus g_3(\delta, b_1, b_2, b_3)
\end{aligned}$$

So far we see that $s_i = h_i(w_0) \oplus g_i(\delta, b_1, b_2, \dots, b_i)$, where $h_i(w_0)$ can be regarded as the state obtained by executing i bits Eagle encoding algorithm when $m = 0$, $g_i(\delta, b_1, b_2, \dots, b_i)$ is a function about δ when b_1, b_2, \dots, b_i given.

When $L = 2^u$, we set $m = 0, s_0 = 0$, after executing Eagle encoding, the final state is $s_L = w_0^{+(L-1)}$. When $m \neq 0$, after excuting Eagle encoding, the final state is

$$s_L = w_0^{+(L-1)} \oplus g_L(\delta, b_1, b_2, \dots, b_L) \quad (2.7)$$

Where $g_L(\delta, b_1, b_2, \dots, b_L)$ can also be expressed as $g_L(\delta, m)$. It is not difficult to see that $g_L(\delta, m)$ is a series of XOR operations with δ^{+k} given m , this is also equivalent to $g_L(\delta, m) = c_1\delta^{+1} \oplus c_2\delta^{+2} \oplus \dots \oplus c_L\delta^{+L}$, where $c_i \in \{0, 1\}$ and (c_1, c_2, \dots, c_L) only determined by m . So (2.7) can ultimately be expressed as

$$s_L = w_0^{+(L-1)} \oplus g_L(\delta, m) = w_0^{+(L-1)} \oplus (c_1\delta^{+1} \oplus c_2\delta^{+2} \oplus \dots \oplus c_L\delta^{+L}) \quad (2.8)$$

Furthermore, we observe several important facts, as shown in the following theorems.

[Theorem 3] $\forall m, s$, there exists 2^{L-1} different groups (w_0, w_1) satisfy that $\xi_{w_0, w_1}(m) = s$. For any δ , there exists a unique w_0 that $\xi_{w_0, \delta \oplus w_0}(m) = s$.

Proof. From (2.8), we know $\xi_{w_0, w_1}(m) = w_0^{+(L-1)} \oplus g_L(\delta, m) = s$, through a simple transformation we obtain $w_0^{+(L-1)} = g_L(\delta, m) \oplus s$, it is obvious that for any δ, m, s , the right side of the equation is a difinite result, so there exists a unique w_0 valid.

Additionally, due to the odd number of bits differ between w_0 and w_1 , obviously $\delta = w_0 \oplus w_1$ have an odd number of bits that are 1, that is to say, there are 2^{L-1} different δ . □

The conclusion of Theorem 3 indicates that, for any $\xi_{w_0, w_1}(m) = s$, when only given (m, s) , there are exponentially different (w_0, w_1) valid.

[Theorem 4] For any m_1, s_1, m_2, s_2 , when the parity between m_1 and m_2 is

different, there exists a unique (δ, w_0) that $\xi_{w_0, \delta \oplus w_0}(m_1) = s_1$ and $\xi_{w_0, \delta \oplus w_0}(m_2) = s_2$.

Proof. The state obtained by excuting the Eagle encoding algorithm with $L-1$ bits on m_1 is $s_{L-1,1} = h_{L-1,1}(w_0) \oplus g_{L-1,1}(\delta, m_1)$, the state obtained by excuting the Eagle encoding algorithm with $L-1$ bits on m_2 is $s_{L-1,2} = h_{L-1,2}(w_0) \oplus g_{L-1,2}(\delta, m_2)$.

Due to the difference in parity between m_1 and m_2 , it can be assumed that the last bit of m_1 is 0 and the last bit of m_2 is 1. Further execute the Eagle encoding algorithm with one more bit separately to obtain

$$\begin{aligned} s_1 &= s_{L,1} = w_0^{+(L-1)} \oplus (g_{L-1,1}(\delta, m_1) \oplus g_{L-1,1}(\delta, m_1)^{+1}) \\ s_2 &= s_{L,2} = w_0^{+(L-1)} \oplus \delta \oplus (g_{L-1,2}(\delta, m_2) \oplus g_{L-1,2}(\delta, m_2)^{+1}) \end{aligned}$$

Perform XOR operation on both sides of the above two equations simultaneously, set $(g_{L-1,1}(\delta, m_1) \oplus g_{L-1,2}(\delta, m_2))$ as $g(\delta, m_1, m_2)$ to obtain

$$s_1 \oplus s_2 = \delta \oplus (g(\delta, m_1, m_2) \oplus g(\delta, m_1, m_2)^{+1})$$

Obviously, the left side of the equation is a definite number, on the right side of the equation is the result of performing XOR operation on an odd number of δ^{+k} , It is not difficult to verify that the solution to such an equation exists and is unique. \square

The conclusion of Theorem 4 indicates that, for any $\xi_{w_0, w_1}(m_1) = s_1$ and $\xi_{w_0, w_1}(m_2) = s_2$, when only given m_1, s_1, m_2, s_2 , there is a 50% probability that a unique w_0, w_1 valid.

[Theorem 5] For any two groups m_1, m_2 and m'_1, m'_2 , if $m_1 \oplus m_2 = m'_1 \oplus m'_2$, excute the Eagle encoding algorithm as (2.8) on m_1, m_2, m'_1, m'_2 to obtain

$$\begin{aligned} \xi_{w_0, \delta \oplus w_0}(m_1) &= w_0^{+(L-1)} \oplus g_L(\delta, m_1) \\ \xi_{w_0, \delta \oplus w_0}(m_2) &= w_0^{+(L-1)} \oplus g_L(\delta, m_2) \\ \xi_{w_0, \delta \oplus w_0}(m'_1) &= w_0^{+(L-1)} \oplus g_L(\delta, m'_1) \\ \xi_{w_0, \delta \oplus w_0}(m'_2) &= w_0^{+(L-1)} \oplus g_L(\delta, m'_2) \end{aligned} \tag{2.9}$$

then $g_L(\delta, m_1) \oplus g_L(\delta, m_2) = g_L(\delta, m'_1) \oplus g_L(\delta, m'_2)$ holds.

Proof. Returning to the calculation process of (2.8), it is not difficult to find that

$$\xi_{w_0, \delta \oplus w_0}(m \oplus \Delta m) = w_0^{+(L-1)} \oplus g_L(\delta, m) \oplus j(\delta, \Delta m)$$

Where $j(\delta, \Delta m)$ is a function only related to $\delta, \Delta m$. Without loss of generality we set $m_1 \oplus m_2 = m'_1 \oplus m'_2 = \Delta m$, (2.9) can be reorganized as

$$\begin{aligned}
\xi_{w_0, \delta \oplus w_0}(m'_1) &= w_0^{+(L-1)} \oplus g_L(\delta, m_1) \oplus j(\delta, \Delta m) \\
\xi_{w_0, \delta \oplus w_0}(m'_2) &= w_0^{+(L-1)} \oplus g_L(\delta, m_2) \oplus j(\delta, \Delta m)
\end{aligned} \tag{2.10}$$

By simple calculate we can obtain

$$\begin{aligned}
&g_L(\delta, m'_1) \oplus g_L(\delta, m'_2) \\
&= g_L(\delta, m_1) \oplus g_L(\delta, m_2) \oplus (w_0^{+(L-1)} \oplus w_0^{+(L-1)}) \oplus (j(\delta, \Delta m) \oplus j(\delta, \Delta m)) \\
&= g_L(\delta, m_1) \oplus g_L(\delta, m_2)
\end{aligned}$$

□

Theorem 5 indicates that, the function $g_L(\delta, m)$ satisfies the distributive law for both variables δ and m .

[Theorem 6] For the function $g_L(\delta, m)$ in (2.8), fix any δ , where δ has an odd number of bits that are 1. Fix any u , there exists a unique m that $g_L(\delta, m) = u$.

Proof. Fix any δ , set $w_0 \in \{0, 1\}^L$, $w_1 = w_0 \oplus \delta$, excute Eagle encoding algorithm for m , we obtain $\xi_{w_0, w_1}(m) = s$, then $u = s \oplus w_0^{+L}$, $g_L(\delta, m) = u$, thus $m \rightarrow u$ is monomorphism.

On the other hand, fix any δ , set $w_0 \in \{0, 1\}^L$, $w_1 = w_0 \oplus \delta$, excute Eagle decoding algorithm for $s = u \oplus w_0^{+L}$, we obtain $\varsigma_{w_0, w_1}(s) = m$, thus $u \rightarrow m$ is monomorphism.

Furthermore, since the ranges of m and u are the same, the mapping from m to s is a one-to-one corresponding when δ is fixed.

□

The proof process of Theorem 6 actually describes the process of $g_L(\delta, m) = u$ and its inverse function $g_L^{-1}(\delta, u)$.

3 Eagle encryption algorithm

In this chapter, we utilized the Eagle encoding algorithm and its related features to design a short key symmetric block encryption algorithm, which we named the Eagle encryption algorithm. The main feature of this algorithm is that it has two completely independent sets of keys, and generate independent random number sequences before the encryption party performs encryption, then these two sets of keys are used to mix and encrypt the plaintext and random number sequences separately. After the encryption party completes the encryption, these generated random numbers are deleted and only the ciphertext is retained.

After being encrypted by this encryption algorithm, the problem of cracking the key given that all plaintext ciphertext correspondences are known, is

equivalent to the problem of two independent encryption systems cracking their respective keys with only the ciphertext known. Furthermore, these two independent encryption systems can only verify each set of possible plaintexts through exhaustive search when only the ciphertext is known.

The entire Eagle encryption algorithm is divided into three parts: key generation, encryption algorithm, and decryption algorithm. Next, we will provide a detailed explanation.

3.1 Eagle key generator

Firstly, the key is divided into two independent groups, denoted as $(w_0^{(1)}, w_1^{(1)})$ and $(\delta^{(2)})$, where $w_0^{(1)}$ and $w_1^{(1)}$ have odd number of bits different, $\delta^{(2)}$ have odd number of bits with 1. These two sets of keys are completely independent and can be randomly generated independently.

Assuming $w_0^{(1)}, w_1^{(1)}, \delta^{(2)}$ are all L bits, the length of the entire key can be considered as $3L - 2$ bits, this is because each group has a loss of 1 bit.

Taking the key $(w_0^{(1)}, w_1^{(1)})$ as an example, first, randomly generate a $2L$ bit text, taking the first L bit as $w_0^{(1)}$. When the last L bit has an odd number of bits that are different from $w_0^{(1)}$, take the last L bit data as $w_1^{(1)}$. When the last L bit has an even number of bits that are different from $w_0^{(1)}$, take the last bit inverted of the last L bit as $w_1^{(1)}$.

For example, we generate a number with 16 bits as 1001001101001000, we set $w_0^{(1)} = 10010011$ (the first 8 bits) and $w_1^{(1)} = 01001000$ (the last 8 bits), when $w_0^{(1)}$ and $w_1^{(1)}$ have 6 (even) bits different, we set the last bit of $w_1^{(1)}$ inverted as $w_1^{(1)} = 01001001$.

For $\delta^{(2)}$, because the number of odd bits with 1 are the same as even bits with 1, the total number of $\delta^{(2)}$ are 2^{L-1} .

3.2 Eagle encryption process

Firstly the plaintext P is grouped by L bits, and the last group with less than L bits are randomly filled into L bits. The total number of groups if assumed to be K , denoted as $P = (P_1, P_2, \dots, P_K)$.

We randomly generate $2K$ groups number of L bits, denoted as $R = (R_1, R_2, \dots, R_{2K})$.

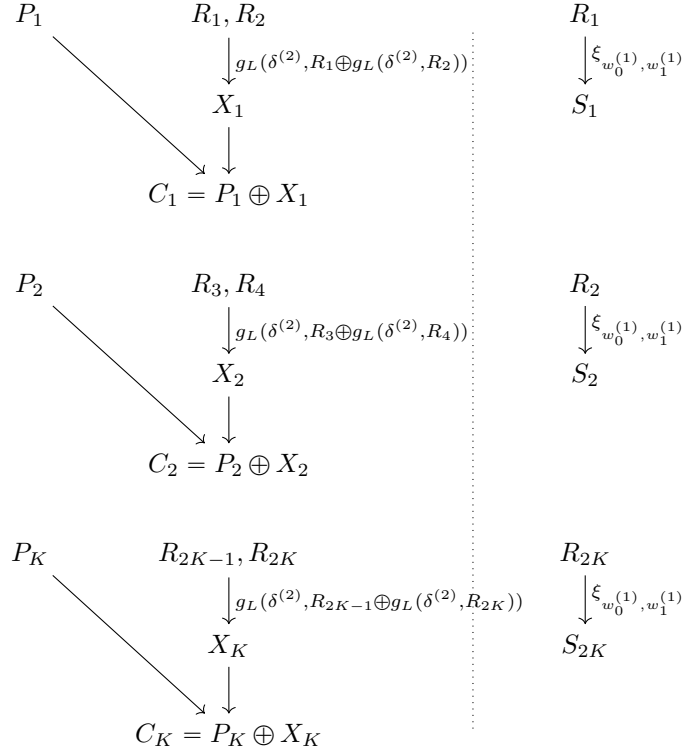
The complete encryption process is detailed in Algorithm 1 below.

Algorithm 1 Eagle-Encrypt.

Input:Keys: $(w_0^{(1)}, w_1^{(1)})$ 和 $(\delta^{(2)})$.Plaintext sequences: $P = (P_1, P_2, \dots, P_K)$.Random number sequences: $R = (R_1, R_2, \dots, R_{2K})$.**Output:**Ciphertext sequences: $C = (C_1, C_2, \dots, C_K, S_1, S_2, \dots, S_{2K})$.

- 1: **for** $i = 1; i \leq K; i++$ **do**
 - 2: $X_i = g_L(\delta^{(2)}, R_{2i-1} \oplus g_L(\delta^{(2)}, R_{2i}))$
 - 3: $C_i = X_i \oplus P_i$
 - 4: **end for**
 - 5: **for** $j = 1; j \leq 2K; j++$ **do**
 - 6: $S_j = \xi_{w_0^{(1)}, w_1^{(1)}}(R_j)$
 - 7: **end for**
-

From the above algorithm, it can be seen that the Eagle encryption algorithm is divided into two independent parts, as shown in the following figure.



As shown from the above figure, the ciphertext length is three times the plaintext length, which is also one of the differences between this algorithm and other encryption algorithms.

3.3 [Eagle decryption process]

For Eagle decryptors, the ciphertext sequences are $C = (C_1, C_2, \dots, C_K, S_1, S_2, \dots, S_{2K})$. Here, the ciphertext sequences can be divided into two independent parts (C_1, C_2, \dots, C_K) and $(S_1, S_2, \dots, S_{2K})$, first we use $(w_0^{(1)}, w_1^{(1)})$ and $(S_1, S_2, \dots, S_{2K})$ to calculate the random number sequences $R = (R_1, R_2, \dots, R_{2K})$, then we use the key $(\delta^{(2)})$ and the ciphertexts (C_1, C_2, \dots, C_K) and the random number sequences $R = (R_1, R_2, \dots, R_{2K})$ to decrypt $P = (P_1, P_2, \dots, P_K)$. The specific process is detailed in the following algorithm description.

Algorithm 2 Eagle-Decrypt.

Input:

Key: $(w_0^{(1)}, w_1^{(1)})$ 和 $(\delta^{(2)})$.

Ciphertext sequences: $C = (C_1, C_2, \dots, C_K, S_1, S_2, \dots, S_{2K})$.

Output:

Plaintext sequences: $P = (P_1, P_2, \dots, P_K)$.

```

1: for  $j = 1; j \leq 2K; j++$  do
2:    $R_j = \varsigma_{w_0^{(1)}, w_1^{(1)}}(S_j)$ 
3: end for
4: for  $i = 1; i \leq K; i++$  do
5:    $X_i = g_L(\delta^{(2)}, R_{2i-1} \oplus g_L(\delta^{(2)}, R_{2i}))$ 
6:    $P_i = X_i \oplus C_i$ 
7: end for
```

From the processes of Algorithm 1 and Algorithm 2, it can be seen that the Eagle encryption and Eagle decryption processes are mutually inverse, which means that as an encryption algorithm, this algorithm is correct.

In addition, it is easy to see that the calculations of ξ_{w_0, w_1} , ς_{w_0, w_1} and $g_L(\delta, m)$ are all completed in linear time, its computation complexity is $O(L)$. In addition, both Algorithm 1 and Algorithm 2 are linear time complexity, so the computational complexity of Algorithm 1 and Algorithm 2 are all $O(KL)$.

4 Analysis of security

4.1 Basic Security Analysis

Before delving into the security of the Eagle encryption algorithm, we first introduce two sets of encryption algorithms, named A encryption algorithm and B encryption algorithm.

The encryption process of the A encryption algorithm is as follows

Algorithm 3 A-Encrypt.

Input:Key: $(w_0^{(1)}, w_1^{(1)})$.Plaintext sequences: $R = (R_1, R_2, R_3, \dots, R_{2K})$.**Output:**Ciphertext sequences: $C = (S_1, S_2, \dots, S_{2K})$.1: **for** $j = 1; j \leq 2K; j++$ **do**2: $S_j = \xi_{w_0^{(1)}, w_1^{(1)}}(R_j)$ 3: **end for**

The decryption process of the A encryption algorithm is as follows

Algorithm 4 A-Decrypt.

Input:Key: $(w_0^{(1)}, w_1^{(1)})$.Ciphertext sequences: $C = (S_1, S_2, \dots, S_{2K})$.**Output:**Plaintext sequences: $R = (R_1, R_2, \dots, R_{2K})$.1: **for** $j = 1; j \leq 2K; j++$ **do**2: $R_j = \varsigma_{w_0^{(1)}, w_1^{(1)}}(S_j)$ 3: **end for**

It is obvious that Algorithm A, as an encryption algorithm, can correctly encrypt any plaintext and decrypt any ciphertext with any given key.

The encryption process of the B encryption algorithm is as follows

Algorithm 5 B-Encrypt.

Input:Key: $(\delta^{(2)})$.Plaintext sequences: $R = (R_1, R_2, R_3, \dots, R_{2K})$.**Output:**Ciphertext sequences: $X = (X_1, X_2, \dots, X_K)$.1: **for** $i = 1; i \leq K; i++$ **do**2: $X_i = g_L(\delta^{(2)}, R_{2i-1} \oplus g_L(\delta^{(2)}, R_{2i}))$ 3: **end for**

The decryption process of the B encryption algorithm is as follows

Algorithm 6 B-Decrypt.

Input:Key: $(\delta^{(2)})$.Ciphertext sequences: $X = (X_1, X_2, \dots, X_K)$.**Output:**Plaintext sequences: $R = (R_1, R_2, R_3, \dots, R_{2K})$.

- 1: **for** $i = 1; i \leq K; i++$ **do**
 - 2: *solve* (R_{2i-1}, R_{2i}) *from* $X_i = g_L(\delta^{(2)}, R_{2i-1} \oplus g_L(\delta^{(2)}, R_{2i}))$
 - 3: **end for**
-

It should be noted that the B-Encrypt is not strictly considered as an encryption system, because it is irreversible. In the case where the ciphertext and key are known, the plaintext R_{2i-1}, R_{2i} can't be uniquely determined, in fact, according to the conclusion of Theorem 6, there are 2^L possible plaintexts that are valid.

Observing the plaintext and ciphertext structure of the Eagle encryption algorithm, we can easily find the following conclusions.

[Theorem 7] In the Eagle encryption algorithm, when know the plaintext $P = (P_1, P_2, \dots, P_K)$ and the corresponding ciphertext $C = (C_1, C_2, \dots, C_K, S_1, S_2, \dots, S_{2K})$, the problem of cracking its key is equivalent to cracking their respective keys under the condition of knowing only the ciphertext $(S_1, S_2, \dots, S_{2K})$ of A-encryption algorithm and only the ciphertext (X_1, X_2, \dots, X_K) of B-encryption algorithm.

Proof. According to the definition of B-encryption, we have $X_i = P_i \oplus C_i$, know $P = (P_1, P_2, \dots, P_K)$ and $C = (C_1, C_2, \dots, C_K, S_1, S_2, \dots, S_{2K})$ is equivalent to knowing (X_1, X_2, \dots, X_K) and $(S_1, S_2, \dots, S_{2K})$. on the other hand, the parameters and keys used by A-encryption and B-encryption are completely independent, the conclusion of the theorem is obviously valid. □

Normally, for a short key block encryption algorithm, when only the ciphertext is known, cracking possible keys or verifying a plaintext can only be done using exhaustive search, but this is not necessarily the case. In fact, if an encryption algorithm only knows the ciphertext and meets the following three conditions, it can only use exhaustive search to crack possible keys or verify a plaintext.

- (i) Given any key, any ciphertext of any group is equally possible.
- (ii) In the case of knowing only any ciphertext, the key for any group is equally possible.
- (iii) In the case of knowing only any ciphertext, the plaintext of any group is equally possible.

According to the conclusion of Theorem 3, A-encryption and B-encryption obviously satisfies the above three conditions. This means that A-encryption

and B-encryption can only use exhaustive search to crack the key or verify a plaintext when only knowing the ciphertext, and there is no effective algorithm.

However, when putting A-encryption and B-encryption together, since they have a common plaintext sequences, it is currently difficult to determine whether exhaustive search can only be used to crack the key, this requires further analysis of the relationship between variables $(w_0^{(1)}, w_1^{(1)}, \delta^{(2)})$ and the known plaintext-ciphertext pairs.

Due to the fact that in A-encryption when only knows the ciphertext, it is necessary to exhaustively search for each $(w_0^{(1)}, w_1^{(1)})$ to uniquely determine a plaintext sequence R_1, R_2, \dots, R_{2K} .

For B-encryption, when only knows the ciphertext X_1, X_2, \dots, X_K , even if we exhaustively search for each key $\delta^{(2)}$, we can't uniquely determine R_1, R_2, \dots, R_{2K} , and can only determine 2^L possible (R_{2i-1}, R_{2i}) .

In addition for B-encryption, when given the ciphertext sequences X_1, X_2, \dots, X_K and the plaintext sequences R_1, R_2, \dots, R_{2K} , since $X_i = g_L(\delta^{(2)}, R_{2i-1} \oplus g_L(\delta^{(2)}, R_{2i}))$, this is a nonlinear composite mapping about $\delta^{(2)}$, we believe that it is impossible to solve $\delta^{(2)}$ in polynomial time. In fact, if we can't quickly solve $\delta^{(2)}$, we assume that for the Eagle encryption algorithm, when given any known plaintext-ciphertext pairs, we can only use exhaustive search to crack the key.

Only use exhaustive search to crack keys is a very strict condition, much stricter than the conditions of one-way functions. In the next chapter, we will construct an encryption algorithm with weaker conditions. When given any plaintext-ciphertext pairs, we can prove that the problem of cracking its keys satisfies the condition of one-way function, but it does not satisfy the condition that only exhaustive search to crack the key.

4.2 Linear attack analysis to Eagle encryption algorithm

Linear attack is a very effective attack method proposed by M. Matsui[2] at the European Cryptographic Conference in 1993. Later, scholars quickly discovered that the linear attacks are applicable to almost all block encryption algorithms, and linear attacks have become the main attacks for block encryption algorithms. Various new attacks based on linear attacks are constantly being proposed.

The core idea of linear attack is to take the nonlinear transformation in the cryptographic algorithm, such as the linear approximation of the S-box, and then extend the linear approximation to the linear approximation of the round function, and then connect these linear approximations to obtain a linear approximation of the entire cryptographic algorithm, finally a large number of known plaintext-ciphertext pairs encrypted with the same key are used to exhaustively obtain the plaintext and even the key.

We have noticed that the reason why linear attacks have become an effective attack for block encryption algorithms is that when the key is known, there is a certain implicit linear relationship between the ciphertext and the plaintext. By

analyzing the known plaintext-ciphertext pairs, some effective linear relations can be obtained, and some bits of the key can be guessed.

In the Eagle encryption algorithm, the entire encryption system is divided into two independent parts, each with its own independent key and parameters. The ciphertext of the encryption system that includes the original plaintext is generated by mixing the original plaintext with random parameters, without knowing the random parameters, ciphertext can be regarded as completely independent of the original plaintext, which means that with random parameter changes, ciphertext can equally probability traverse any text in the ciphertext space. And the other part of the ciphertext is completely generated by random parameters, completely unrelated to the original plaintext. This can be expressed as

$$\begin{aligned} Pr(C_i = c_i | P_i = p_i) &= \frac{1}{2^L} \\ Pr(S_{2i-1} = s_{2i-1} | P_i = p_i) &= \frac{1}{2^L} \\ Pr(S_{2i} = s_{2i} | P_i = p_i) &= \frac{1}{2^L} \end{aligned}$$

4.3 Differential attack analysis to Eagle encryption algorithm

Differential attack was proposed by Biham and Shamir[6] in 1990, it is a chosen-plaintext attack. Its core idea is to obtain key information by analyzing specific plaintext and ciphertext differences.

The essence of a differential attack is to track the “difference” of the plaintext pair, where the “difference” is defined by the attacker according to the target, which can be an exclusive XOR operation or other target values.

For the Eagle encryption algorithm, suppose the differential attacker chooses two specific plaintexts P_1 and P_2 , their difference is δ , that is $P_2 = P_1 + \delta$. Since the ciphertext in the second part is completely unrelated to the plaintext, only the ciphertext in the first part will be analyzed here, the corresponding ciphertexts are C_1 and C_2 , and the difference between the ciphertexts is ε , and That is $C_2 = C_1 + \varepsilon$. Since in the encryption processes of Eagle algorithm, C_1 and C_2 are completely random, it is completely uncertain whether the difference ε of the ciphertext is caused by randomness or the spread of the plaintext. Furthermore, for any key $(w_0^{(1)}, w_1^{(1)}, \delta^{(2)})$, $\xi_{w_0^{(1)}, w_1^{(1)}}(R_1)$ and $g_L(\delta^{(2)}, R_1 \oplus g_L(\delta^{(2)}, R_2))$ subject to the uniform distribution, which can be denoted as

$$\begin{aligned} Pr(C_1 = c_1, S_1 = s_1, S_2 = s_2 | (P_1 = p_1, P_2 = p_2, W = (w_0^{(1)}, w_1^{(1)}, \delta^{(2)}))) \\ = 1/2^{3L} \end{aligned}$$

That is to say, for any specific plaintext P_1 and P_2 selected by the attacker, after being encrypted with the same key, the corresponding block ciphertexts

C_1 and S_1, S_2 are completely random, and any possible value in the ciphertext space appears with equal probability. The attacker has no way to capture the propagation characteristics of the “difference” in the plaintext.

5 One-way function design

5.1 Introduction to one-way functions

Before constructing the one-way function, we briefly introduce the properties of one-way function and the relationships with the $P \neq NP$ problem.

[Definition 1] A function is a one-way function means that the function satisfies the following properties:

- a) For a given x , there exists a polynomial-time algorithm that output $f(x)$.
- b) Given y , it is difficult to find an x that satisfies $y = f(x)$, that is, there does not exist a polynomial-time algorithm that finding the x .

The NP-complete problem refers to a set of problems that are verifiable in polynomial-time algorithm. For all NP-complete problems, whether there exists algorithms that are solvable in polynomial-time, this is the P vs NP problem. If $P \neq NP$, then for some NP problems, there is no algorithm that is solvable in polynomial-time. If $P = NP$, then for all NP problems, there exists algorithms that are solvable in polynomial-time.

If one-way function exists, it means that there exists such an NP problem, which has no deterministic polynomial time solvable algorithm, that is, $P \neq NP$. This is a direct inference, which can be directly described as the following theorem, See [9] for details.

[Theorem 8] If one-way function exists, then $P \neq NP$.

5.2 Construction of one-way functions

For short key encryption algorithms, the security of the algorithm depends on the computational complexity of cracking the key when given the known plaintext-ciphertext pairs. In theory, if the key can only be cracked through exhaustive search, this algorithm is considered computationally secure. However, currently all short key encryption algorithms, with known plaintext-ciphertext pairs, have no evidence to suggest that attackers can only crack the key through exhaustive search.

In this chapter, we will further upgrade the above encryption algorithm and construct a new encryption algorithm called *Eagle**, which is still a short key encryption algorithm, and its encryption and decryption processes are completed within polynomial time. Given any known plaintext-ciphertext pairs, we

will prove that the problem of cracking its key satisfy the conditions of one-way functions.

5.2.1 Introduction to *Eagle**

The *Eagle** encryption algorithm is also divided into three parts: key generation, encryption algorithm, and decryption algorithm. Next, a detailed algorithm design will be provided.

5.2.2 *Eagle** key generator

The key is divided into three parts, denoted as $(w_0^{(1)}, w_1^{(1)}), (w_0^{(2)}, w_1^{(2)}), (w_0^{(3)}, w_1^{(3)})$, where $w_0^{(1)}$ and $w_1^{(1)}$ have odd number of bits different, $w_0^{(2)}$ and $w_1^{(2)}$ have odd number of bits different, $w_0^{(3)}$ and $w_1^{(3)}$ have odd number of bits different. The three parts of keys are completely random and independent.

Assuming that $w_0^{(1)}, w_1^{(1)}, w_0^{(2)}, w_1^{(2)}, w_0^{(3)}, w_1^{(3)}$ all are L bits, the length of the entire key is $6L - 3$ bits.

5.2.3 *Eagle** encryption process

The plaintext P is grouped by L bits, and the last group with less than L bits are randomly filled into L bits. The total number of groups is assumed to be K , denoted as $P = (P_1, P_2, ..., P_K)$.

Generate random numbers of K groups with $3L$ bits completely independently, denoted as $(R_1^{(1)}, R_2^{(1)}, ..., R_K^{(1)}), (R_1^{(2)}, R_2^{(2)}, ..., R_K^{(2)}), (R_1^{(3)}, R_2^{(3)}, ..., R_K^{(3)})$, where $R_i^{(1)}$ is L bits, $R_i^{(2)}$ is L bits, $R_i^{(3)}$ is L bits.

The complete encryption process is described in the following algorithm.

Algorithm 7 *Eagle**-Encrypt.

Input:

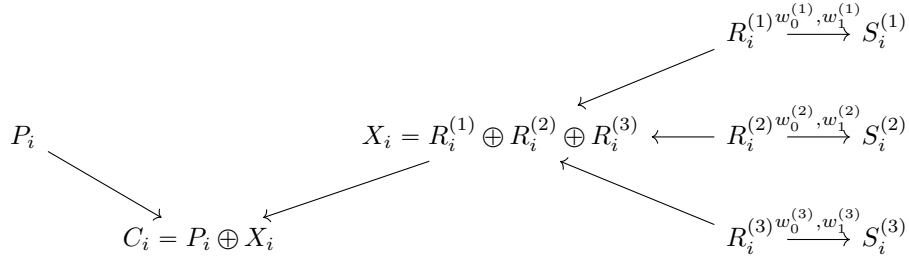
Key: $(w_0^{(1)}, w_1^{(1)}), (w_0^{(2)}, w_1^{(2)}), (w_0^{(3)}, w_1^{(3)})$.
 Plaintext sequence: $P = (P_1, P_2, \dots, P_K)$.
 Random number sequence: $(R_1^{(1)}, R_2^{(1)}, \dots, R_K^{(1)}),$
 $(R_1^{(2)}, R_2^{(2)}, \dots, R_K^{(2)}),$
 $(R_1^{(3)}, R_2^{(3)}, \dots, R_K^{(3)})$

Output:

Ciphertext sequence: $(C_1, C_2, \dots, C_K),$
 $(S_1^{(1)}, S_2^{(1)}, \dots, S_K^{(1)}),$
 $(S_1^{(2)}, S_2^{(2)}, \dots, S_K^{(2)}),$
 $(S_1^{(3)}, S_2^{(3)}, \dots, S_K^{(3)}).$

- 1: **for** $i = 1; i \leq K; i++$ **do**
 - 2: $S_i^{(1)} = \xi_{w_0^{(1)}, w_1^{(1)}}(R_i^{(1)})$
 - 3: $S_i^{(2)} = \xi_{w_0^{(2)}, w_1^{(2)}}(R_i^{(2)})$
 - 4: $S_i^{(3)} = \xi_{w_0^{(3)}, w_1^{(3)}}(R_i^{(3)})$
 - 5: $X_i = R_i^{(1)} \oplus R_i^{(2)} \oplus R_i^{(3)}$
 - 6: $C_i = X_i \oplus P_i$
 - 7: **end for**
-

The above algorithm can be represented by the following figure.


5.2.4 Eagle* decryption process

For the decrypting party, the key is also $(w_0^{(1)}, w_1^{(1)}), (w_0^{(2)}, w_1^{(2)}), (w_0^{(3)}, w_1^{(3)})$. The ciphertext is divided into four independent parts $(C_1, C_2, \dots, C_K), (S_1^{(1)}, S_2^{(1)}, \dots, S_K^{(1)}), (S_1^{(2)}, S_2^{(2)}, \dots, S_K^{(2)}), (S_1^{(3)}, S_2^{(3)}, \dots, S_K^{(3)})$. First use the key $(w_0^{(1)}, w_1^{(1)}), (w_0^{(2)}, w_1^{(2)}), (w_0^{(3)}, w_1^{(3)})$ to decode $S_i^{(1)}$ into $R_i^{(1)}$, decode $S_i^{(2)}$ into $R_i^{(2)}$, decode $S_i^{(3)}$ into $R_i^{(3)}$, then use $(R_i^{(1)}, R_i^{(2)}, R_i^{(3)})$ to obtain $X_i = R_i^{(1)} \oplus R_i^{(2)} \oplus R_i^{(3)}$, finally calculate $P_i = X_i \oplus C_i$ to obtain the plaintext. Please refer to the following for details.

Algorithm 8 *Eagle**-Decrypt.

Input:Key: $(w_0^{(1)}, w_1^{(1)}), (w_0^{(2)}, w_1^{(2)}), (w_0^{(3)}, w_1^{(3)})$.Ciphertext sequence: (C_1, C_2, \dots, C_K) , $(S_1^{(1)}, S_2^{(1)}, \dots, S_K^{(1)})$, $(S_1^{(2)}, S_2^{(2)}, \dots, S_K^{(2)})$, $(S_1^{(3)}, S_2^{(3)}, \dots, S_K^{(3)})$.**Output:**Plaintext sequence: $P = (P_1, P_2, \dots, P_K)$.

- 1: **for** $i = 1; i \leq K; i++$ **do**
 - 2: $R_i^{(1)} = \varsigma_{w_0^{(1)}, w_1^{(1)}}(S_i^{(1)})$
 - 3: $R_i^{(2)} = \varsigma_{w_0^{(2)}, w_1^{(2)}}(S_i^{(2)})$
 - 4: $R_i^{(3)} = \varsigma_{w_0^{(3)}, w_1^{(3)}}(S_i^{(3)})$
 - 5: $X_i = R_i^{(1)} \oplus R_i^{(2)} \oplus R_i^{(3)}$
 - 6: $P_i = X_i \oplus C_i$
 - 7: **end for**
-

5.2.5 Basic analysis of *Eagle**

It is obvious that Algorithm *Eagle** is correct because the decryption process and encryption process are mutually inverse.

From the encryption process above, it can be seen that the *Eagle** encryption algorithm is divided into two stages: the preparation stage and the encryption stage. In the preparation stage, different parameters are randomly generated for each group's plaintext. In the encryption stage, the entire process is divided into two independent processes. The first process encrypts the random number of each group using independent parameters. The second process confuses the plaintext and all parameters generated during the first process.

It should also be noted that after being encrypted by the *Eagle** encryption algorithm, the length of the ciphertext is about 4 times the length of the plaintext. This is because in the preparation stage of the *Eagle** encryption algorithm, independent random numbers with a length of about 3 times the plaintext are generated, and then these random numbers are encrypted using the known short key. The encrypted ciphertext formed by these random numbers is also bound to the final ciphertext.

The *Eagle** encryption algorithm performs bit by bit in encryption and decryption process, and the operation for each bit is also a constant level of computational complexity. Therefore, the encryption and decryption complexity of the *Eagle** encryption algorithm can be regarded as $O(KL)$.

5.2.6 Safety analysis of *Eagle**

When given the ciphertext $(C_1, C_2, \dots, C_K, S_1^{(1)}, S_2^{(1)}, \dots, S_K^{(1)}, S_1^{(2)}, S_2^{(2)}, \dots, S_K^{(2)}, S_1^{(3)}, S_2^{(3)}, \dots, S_K^{(3)})$ of the *Eagle** encryption algorithm, we define the following function.

$$f(w_0^{(1)}, w_1^{(1)}, w_0^{(2)}, w_1^{(2)}, w_0^{(3)}, w_1^{(3)}) = (P_1, P_2, \dots, P_K)$$

where $w_0^{(1)}, w_1^{(1)}, w_0^{(2)}, w_1^{(2)}, w_0^{(3)}, w_1^{(3)}$ is the short key and (P_1, P_2, \dots, P_K) is the plaintext decrypted by the *Eagle** decryption algorithm.

The inverse function of f can be defined as

$$\begin{aligned} f^{-1}(P_1, P_2, \dots, P_K) &= \{(w_0^{(1)}, w_1^{(1)}, w_0^{(2)}, w_1^{(2)}, w_0^{(3)}, w_1^{(3)}) | \\ &f(w_0^{(1)}, w_1^{(1)}, w_0^{(2)}, w_1^{(2)}, w_0^{(3)}, w_1^{(3)}) = (P_1, P_2, \dots, P_K)\} \end{aligned}$$

Solving f^{-1} is equivalent to finding the key $(w_0^{(1)}, w_1^{(1)}, w_0^{(2)}, w_1^{(2)}, w_0^{(3)}, w_1^{(3)})$ to obtain the plaintext (P_1, P_2, \dots, P_K) .

In fact, if we can prove that we can't solve f^{-1} in polynomial time, that is, for any attacker who only knows the plaintext-ciphertext pairs, there is no effective method in polynomial time to find the correct key, then the *Eagle** algorithm can be considered secure in the sense of computational complexity.

Here we need to clarify that we only to prove that we can't solve $x = (w_0^{(1)}, w_1^{(1)}, w_0^{(2)}, w_1^{(2)}, w_0^{(3)}, w_1^{(3)})$ in polynomial time, instead of relying only exhaustive search to find x . In fact, "only exhaustive search can be used to find x " is much stricter semantically than "unable to solve x in polynomial time". In this chapter, we only need to prove that x can't be solved in polynomial time, and this already satisfies the condition of a one-way function.

Next, let's roughly introduce the idea of the proof. Firstly the problem of solving f^{-1} is equivalently transformed into solving a system of equations about $(\delta^{(1)}, w^{(1)}, \delta^{(2)}, w^{(2)}, \delta^{(3)}, w^{(3)})$. Then we prove that in this system of equations, there are at least two unknown variables $(\delta^{(1)}, \delta^{(2)})$ that can't be eliminated or even solved for any bit of them. Since the range of $\delta^{(1)}$ and $\delta^{(2)}$ are all 2^{L-1} , the computational complexity of exhaustive search for any one of $(\delta^{(1)}, \delta^{(2)})$ is $O(2^{L-1})$. This also indicates that the computational complexity of solving f^{-1} is at least $O(2^{L-1})$.

Let's take a look at the following theorem.

[Theorem 9] When given the ciphertext $(C_1, C_2, \dots, C_K, S_1^{(1)}, S_2^{(1)}, \dots, S_K^{(1)}, S_1^{(2)}, S_2^{(2)}, \dots, S_K^{(2)}, S_1^{(3)}, S_2^{(3)}, \dots, S_K^{(3)})$ and the plaintext (P_1, P_2, \dots, P_K) of the *Eagle** encryption algorithm, the problem of cracking the key $(w_0^{(1)}, w_1^{(1)}, w_0^{(2)}, w_1^{(2)}, w_0^{(3)}, w_1^{(3)})$ is equivalent to solving the following system of equations

$$\begin{cases}
g_L(\delta^{(1)}, R_1^{(1)}) \oplus w^{(1)} = S_1^{(1)} & (1a) \\
g_L(\delta^{(2)}, R_1^{(2)}) \oplus w^{(2)} = S_1^{(2)} & (1b) \\
g_L(\delta^{(3)}, R_1^{(1)} \oplus R_1^{(2)} \oplus C_1 \oplus P_1) \oplus w^{(3)} = S_1^{(3)} & (1c) \\
g_L(\delta^{(1)}, R_2^{(1)}) \oplus w^{(1)} = S_2^{(1)} & (2a) \\
g_L(\delta^{(2)}, R_2^{(2)}) \oplus w^{(2)} = S_2^{(2)} & (2b) \\
g_L(\delta^{(3)}, R_2^{(1)} \oplus R_2^{(2)} \oplus C_2 \oplus P_2) \oplus w^{(3)} = S_2^{(3)} & (2c) \\
\dots\dots\dots \\
g_L(\delta^{(1)}, R_K^{(1)}) \oplus w^{(1)} = S_K^{(1)} & (Ka) \\
g_L(\delta^{(2)}, R_K^{(2)}) \oplus w^{(2)} = S_K^{(2)} & (Kb) \\
g_L(\delta^{(3)}, R_K^{(1)} \oplus R_K^{(2)} \oplus C_K \oplus P_K) \oplus w^{(3)} = S_K^{(3)} & (Kc)
\end{cases} \quad (5.1)$$

Where $(R_1^{(1)}, R_1^{(2)}, R_2^{(1)}, R_2^{(2)}, \dots, R_K^{(1)}, R_K^{(2)})$ are random numbers, $(\delta^{(1)}, \delta^{(2)}, \delta^{(3)}, w^{(1)}, w^{(2)}, w^{(3)})$ are unknown variables.

Proof. For the *Eagle** encryption algorithm, we use $\delta^{(1)} = w_0^{(1)} \oplus w_1^{(1)}$, $w^{(1)} = w_0^{(1)+(L-1)}$, $\delta^{(2)} = w_0^{(2)} \oplus w_1^{(2)}$, $w^{(2)} = w_0^{(2)+(L-1)}$, $\delta^{(3)} = w_0^{(3)} \oplus w_1^{(3)}$, $w^{(3)} = w_0^{(3)+(L-1)}$ to do a change of variables, and replace the definition in the algorithm with the notation in (2.7), then we obtain the system of equations (5.1). \square

Observe the equations (5.1), the variables and random parameters used in (ia),(ib),(ic) are independent with each other. For (ia), (ja), we found that $w_{(1)}$ can be subtracted, for example, performing XOR operations on both sides of equations (1a) and (2a) to obtain

$$g_L(\delta^{(1)}, R_1^{(1)}) \oplus g_L(\delta^{(1)}, R_2^{(1)}) = S_1^{(1)} \oplus S_2^{(1)} \quad (5.2)$$

From the conclusion of Theorem 5, $g_L(\delta^{(1)}, R_1^{(1)}) \oplus g_L(\delta^{(1)}, R_2^{(1)}) = g_L(\delta^{(1)}, R_1^{(1)} \oplus R_2^{(1)})$, thus (5.2) can be expressed as

$$g_L(\delta^{(1)}, R_1^{(1)} \oplus R_2^{(1)}) = S_1^{(1)} \oplus S_2^{(1)} \quad (5.3)$$

Similarly, performing XOR operations on both sides of equations (1b) and (2b) simultaneously to obtain

$$g_L(\delta^{(2)}, R_1^{(2)} \oplus R_2^{(2)}) = S_1^{(2)} \oplus S_2^{(2)} \quad (5.4)$$

Perform XOR operation on both sides of equations (1c) and (2c) simultaneously to obtain

$$\begin{aligned}
g_L(\delta^{(3)}, R_1^{(1)} \oplus R_2^{(1)} \oplus R_1^{(2)} \oplus R_2^{(2)} \oplus C_1 \oplus P_1 \oplus C_2 \oplus P_2) \\
= S_1^{(3)} \oplus S_2^{(3)}
\end{aligned} \quad (5.5)$$

Observing the structure of (5.3), regardless of how many equations of type (ia) are combined, the random number $R_i^{(1)} \oplus R_j^1$ can't be eliminated, thus $\delta^{(1)}$ can't be eliminated. Similarly for (5.4), regardless of how many equations of type (ib) are combined, $\delta^{(2)}$ can't be eliminated. For (5.5), the equation is only related to $\delta^{(3)}$ and is completely independent of $(\delta^{(1)}, \delta^{(2)})$. We can summarize the following theorem.

[Theorem 10] For the system of equations (5.1), regardless of how many equations are simultaneously combined, the two unknown variables $(\delta^{(1)}, \delta^{(2)})$ can't be eliminated.

According to the conclusion of Theorem 10, to solve the system of equations (5.1), at least one of $\delta^{(1)}$ or $\delta^{(2)}$ must be exhaustively searched, since the range of $\delta^{(1)}$ and $\delta^{(2)}$ are all 2^{L-1} , the computational complexity of solving the system of equations (5.1) is at least $O(2^{L-1})$, thus the computational complexity of solving f^{-1} is exponential.

Due to the fact that solving f can be completed in polynomial time and the computational complexity of solving f^{-1} is exponential, f is a one-way function.

According to Theorem 8, we conclude that $P \neq NP$.

References

- [1] Shannon C E. Communication theory of secrecy systems. *Bell System Technical Journal.*, 28(4):656–715, 1949.
- [2] M. Matsui. Linear cryptanalysis method for DES cipher. *Advances in cryptology: EUROCRYPT'93, LNCS765, springer verlag*, 1993:386-397.
- [3] Kaliski B S, Robshaw M J B. Linear Cryptanalysis Using Multiple Approximations. *Annual International Cryptology Conference. Springer, Berlin, Heidelberg*, 1994.
- [4] Biryukov, A., De Cannière, C., Quisquater, M. On Multiple Linear Approximations. In: Franklin, M. (ed.) CRYPTO 2004. LNCS, vol. 3152, pp. 1–22. Springer, Heidelberg, 2004.
- [5] Cho, J.Y., Hermelin, M., Nyberg, K. A new technique for multidimensional linear cryptanalysis with applications on reduced round serpent. In: Lee, P.J., Cheon, J.H. (eds.) ICISC 2008. LNCS, vol. 5461, pp. 383–398. Springer, Heidelberg, 2009.
- [6] Eli Biham, Adi Shamir. Differential Cryptanalysis of the Data Encryption Standard. Springer-Verlag, 1993.
- [7] Biham E, Biryukov A, Shamir A. Cryptanalysis of Skipjack reduced to 31 rounds using impossible differentials. In: Advances in Cryptology—EUROCRYPT 1999. Springer Berlin Heidelberg, 1999: 12–23.

- [8] Tsumoo Y, Tsujihara E, Shigeri M, et al. Cryptanalysis of CLEFIA using multiple impossible differentials. In: 2008 International Symposium on Information Theory and Its Applications—ISITA 2008. IEEE, 2008: 1–6.
- [9] Sanjeev Arora, Boaz Barak. Computational Complexity: A Modern Approach. 2009.