

CUBES: A Parallel Synthesizer for SQL Using Examples

Ricardo Brancas
INESC-ID, IST/U. Lisboa
Portugal
ricardo.brancas@tecnico.ulisboa.pt

Miguel Terra-Neves
OutSystems
Portugal
miguel.neves@outsystems.pt

Miguel Ventura
OutSystems
Portugal
miguel.ventura@outsystems.pt

Vasco Manquinho
INESC-ID, IST/U. Lisboa
Portugal
vasco.manquinho@tecnico.ulisboa.pt

Ruben Martins
Carnegie Mellon University
USA
rubenm@cs.cmu.edu

ABSTRACT

In recent years, more and more people see their work depend on data manipulation tasks. However, many of these users do not have the background in programming required to write complex programs, particularly SQL queries. One way of helping these users is to automatically synthesize the SQL query given a small set of examples provided by the user – a task known as Query Reverse Engineering. In the last decade, a large plethora of program synthesizers for SQL have been proposed, but none of the current tools take advantage of the increased number of cores per processor.

This paper proposes CUBES, a parallel program synthesizer for the domain of SQL queries using input-output examples. CUBES extends current sequential query synthesizers with new pruning techniques and a divide-and-conquer approach, splitting the search space into smaller independent sub-problems.

Examples are an under-specification, and the synthesized query may not match the user’s intent. We improve the accuracy of CUBES by developing a disambiguation procedure based on fuzzing that interacts with the user and increases our confidence that the returned query matches the user intent.

We perform an extensive evaluation on around 4000 SQL queries from different domains. Experimental results show that our sequential version can solve more instances than other state-of-the-art SQL synthesizers. Moreover, the parallel approach can scale up to 16 processes with super-linear speedups for many hard instances. Our disambiguation approach is critical to achieving an accuracy of around 75%, significantly larger than other SQL synthesizers.

1 INTRODUCTION

In the age of digital transformation, many people are being re-assigned to tasks that require familiarity with programming or database usage. However, many users lack the technical skills to build queries in a language such as Structured Query Language (SQL). As a result, several new systems have been proposed for automatically generating SQL queries for relational databases [20, 30, 32, 33]. The goal of *query synthesis* is to automatically generate an SQL query that corresponds to the user’s intent. For instance, the user can specify their intent using natural language [30, 33] or examples [20, 28, 29, 32]. In this paper, we target query synthesis using examples, where each example consists of a database and an output table that results from querying the database. This problem, of synthesizing SQL queries from input-output examples, is also known as Query Reverse Engineering.

CourseID	StudentID	Grade
10	36933	A
11	36933	B
12	36933	A
10	37362	A
12	37362	C
11	37453	A
10	37510	B
12	37510	A
10	37955	A

(a) The Grades table.

CourseID	CourseName
10	Programming
11	Algorithms
12	Databases

(b) The Courses table.

CourseName	GradeCount
Programming	4
Algorithms	2
Databases	3

(c) The output table.

Figure 1: Two input tables: Courses and Grades. Output table: number of grades per course.

Figure 1 illustrates an input-output example with two input tables (Courses and Grades) and an output table. The output table corresponds to counting the number of grades in each course. In this example, the goal is to synthesize the following SQL query:

```
SELECT CourseName, count(*) AS 'GradeCount'
FROM Grades
NATURAL JOIN Courses
GROUP BY CourseName
```

Observe that, for a person with limited database training, in many situations, it is easier to define one or more examples than to learn how to write the desired SQL query.

Even though query synthesis tools using examples [20, 28, 29, 32] have seen a remarkable improvement in recent years, they still suffer from scalability problems with respect to the size of the input tables and the complexity of the synthesized queries. Nowadays, multicore processors have become the predominant architecture for common laptops and servers. However, none of the previous query synthesis tools take advantage of the parallelism available in these architectures. In this work, we present CUBES, the *first parallel synthesizer* for SQL queries. CUBES is built on top of an open-source sequential query synthesizer [20], which we further improved by extending the language of queries supported by CUBES and by adding pruning techniques that can prevent incorrect programs from being enumerated. To take advantage of parallel architectures, we extend CUBES by using *divide-and-conquer*. In

this approach, each process searches a smaller sub-problem until it either finds a solution or exhausts that subspace and chooses another sub-problem to solve. We present a novel approach to create sub-problems based on considering different subsets of the domain-specific language for each process.

To evaluate our tool, we collected benchmarks from prior work [20, 28, 29, 32]. Also, we created a new dataset by extending existing query synthesis problems using natural language [35] to use examples instead. In the end, we collected around 4000 instances that will be publicly available and can be used by other researchers when evaluating query synthesis tools using examples.

We perform an exhaustive comparison between CUBES and state-of-the-art SQL synthesizers based on examples [20, 28, 32]. Our evaluation shows that current SQL synthesizers can synthesize many SQL queries that satisfy the examples but do not match the user intent. We observe that *all* state-of-the-art SQL synthesizers return fewer than 50% of queries that match the user intent, i.e., even though they satisfy the example given by the user they do not match the query that the user had in mind. CUBES addresses this challenge by using parallelism to find multiple solutions and interact with the user to *disambiguate* the query that matches the user intent. To disambiguate the queries, we use fuzzing to produce new examples that result in a different output for the possible synthesized queries. We select one of these examples and ask the user if the output is correct for these new input tables. If the user responds affirmatively, we can discard all queries that do not match this new output. Otherwise, we can discard the queries that match the new output. We repeat this process until we are confident that we found the query the user intended.

To summarize, this paper makes the following key contributions:

- We improve sequential query synthesizers with new pruning techniques (section 2).
- We present a parallel approach for query synthesis based on divide-and-conquer techniques (section 3).
- We present a disambiguation procedure that uses fuzzing to disambiguate a set of queries that satisfies the initial example (section 4).
- We created the largest dataset for query synthesis using examples with around 4000 instances (section 5).
- We implement the proposed ideas in a tool called CUBES and perform an extensive evaluation. The parallel version of CUBES with 16 processes outperforms the sequential version by solving 9% more instances and having a median speedup of around 15× on hard instances solved by both approaches (section 5).
- We present the first study that investigates if the queries returned by SQL synthesizers match the user intent and show that more than 50% of the queries do not match the user intent. Our disambiguation procedure can improve the accuracy of CUBES to 75% and significantly outperform other example-based SQL synthesizers (section 5).

2 SEQUENTIAL SYNTHESIS

This section describes the sequential synthesis procedure used in CUBES. Our framework builds upon SQUARES [20], a sequential query synthesizer that is modular and open-source which makes it

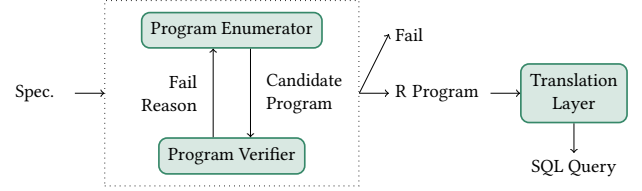


Figure 2: Diagram of sequential synthesizer architecture.

easier to modify and extend to a parallel setting. First, we describe the general architecture of the sequential synthesizer in SQUARES. Next, we describe how we extend the sequential synthesizer in CUBES with a larger language and with a new pruning strategy.

2.1 Synthesizer Architecture

In programming-by-example (PBE) synthesizers, the user provides an input-output example as specification for the query to be synthesized. Besides the input and output tables in the example, the user can specify optional elements to the synthesizer, such as a list of possible aggregation functions (e.g. count, sum, avg).

The synthesizer uses a Domain Specific Language (DSL) to specify the space of possible programs. Since the goal is to synthesize SQL queries, the DSL is inspired by the operations available in the popular R data-manipulation library, dplyr, from tidyverse¹. Using an intermediate representation in R instead of SQL, allows for a more compact representation of complex SQL operators.

Figure 2 presents the typical sequential synthesizer architecture of enumeration-based program synthesizers [20]. The synthesizer receives a specification from the user and performs a program enumeration process (Program Enumerator). For each enumerated candidate program, it is verified if it satisfies with the user specification (Program Verifier). Whenever a program satisfies the examples, the synthesis process can terminate and the program is translated into R. Finally, the translation layer produces the SQL query from the R program. Next, each module is described in more detail.

Program Enumeration. The purpose of the Program Enumerator is to continuously generate new candidate programs based on the specification. Programs are enumerated with the help of a Satisfiability Modulo Theories (SMT) solver, using a line-based representation [19]. Programs are also enumerated in increasing number of DSL operations used. Hence, if a limit on the number of DSL operations or a given time limit is reached without being able to synthesize a verified program, then the tool ends with failure.

Program Verification and Translation. In order to evaluate the candidate programs and check if they satisfy the user’s specification, the synthesizer translates them into R. Then, the R program is executed using the input example that the user provided. The output is then compared with the expected output according to the example. This comparison treats tables as a multi-set of rows, meaning that row order is ignored. If the tables match, a solution to the problem has been found. Finally, before presenting the program to the user, it must be translated into SQL. To do this the dbplyr library is used.

¹<https://www.tidyverse.org/>

```

table → input | natural_join(table, table)
            | natural_join3(table, table, table)
            | natural_join4(table, table, table, table)
            | left_join(table, table)
            | inner_join(table, table, joinCondition)
            | cross_join(table, table, crossJoinCondition)
            | filter(table, filterCondition)
            | summarise(table, summariseCondition, cols)
            | mutate(table, summariseCondition)
            | anti_join(table, table, cols) | semi_join(table, table)
            | union(table, table) | intersect(table, table, col)

```

Figure 3: DSL used by the CUBES synthesizer.

This library allows one to use regular databases as a back-end for dplyr operations and extract the corresponding SQL queries.

2.2 Sequential Synthesis in CUBES

CUBES sequential engine is improved by *extending the domain specific language* to handle more expressive queries and by using *pruning techniques* that prevent incorrect programs from being enumerated. From now on, we refer to our sequential query synthesizer as CUBES-SEQ.

Extending the Domain Specific Language. In order to support a wider range of programs, CUBES uses a more extensive and expressive DSL. Observe that a larger DSL allows more programs to be synthesized, but it also results in a larger search space. Hence, some synthesizers focus on a smaller DSL to target a narrower set of programs. However, CUBES tries to be more general and the growth of the DSL is offset by the scalability gains of using new pruning techniques and parallel approaches.

The DSL used in CUBES is detailed in Figure 3. Besides allowing more operations than SQUARES, CUBES also supports several new aggregation functions: `n_distinct`, `str_count`, `cumsum`, `pmin`, `pmax`, `mode`, `lead`, `lag`, `median`, `rank` and `row_number`. Moreover, some aliases are also supported, in order to facilitate usage by users familiar with SQL: `count` is an alias for both `n` and `n_distinct` (activates both options), and `avg` is an alias for `mean`. Finally, the type inference mechanism has been overhauled, resulting in dates and times now being supported.

Deducing Invalid Programs. One way to improve a program synthesizer is to reduce the number of incorrect programs that must be tested before finding a solution. In the case of SQUARES, a common example are programs where at some point a column that does not exist in the current context is referenced. Consider the following program, which uses the tables and DSL from Figure 1 and Figure 3:

```
dfl = filter(Courses, grade == 'A')
```

In this program, we are taking the `Courses` table and trying to filter its rows by selecting only the ones where column `grade` is equal to `'A'`. After a closer look at the `Courses` table it is clear that this program makes no sense, as there is no `grade` column in this table. SQUARES produces such candidate programs because it uses

a DSL that is defined at initialization time, containing all possible conditions, which is then given to the SMT solver for it to generate candidate programs. Without some extra guidance, there is no way for the SMT solver to only generate valid candidates.

We introduce a new form of pruning that eliminates these invalid programs. All component arguments are annotated with a pair of sets of columns. These annotations are then used to further constrain the set of programs that can be returned by the program enumerator, by implementing the column semantics of the corresponding DSL operations. In Example 2.1 we show how these annotations can be used to force all `filter` lines to always be valid. Note that the second annotation is only needed for some argument types, in order to record extra information such as in the case in Example 2.2.

Example 2.1. Consider again the previous program, which contains only one line: `filter(Courses, grade == 'A')`. That line takes two arguments: `Courses` and `grade == 'A'`.

We annotate all arguments of type `table` with the columns they contain, so in this case `Courses` would be annotated with `CourseId` and `CourseName`. Furthermore, we annotate filter condition arguments with the columns they require to be present to produce a valid program. In this case `grade == 'A'` would be annotated with `grade`. Finally, we encode that all filter operations must be such that all the columns in the annotation of the second argument appear in the annotation of the first argument to be valid. Since the presented program violates these rules it is incorrect.

In order to propagate the column information along the several lines of the program, each line is also annotated with the set of columns available in the output table of that line. This information can then be used like that of any other argument of type `table`. By implementing these kind of rules for all the components we can greatly reduce the number of enumerated programs that are invalid due to column names. As a result, the overall performance of CUBES-SEQ is improved (as shown in section 5).

In Figure 4 we show the inference rules for all the components of our DSL. These rules were obtained by carefully analyzing the documentation for the R functions used to implement our DSL operations. Using these rules, we can infer from the arguments of a given operation what columns would be present in the output table if the line were executed. By extension, we can also determine invalid lines because no rule will be applicable to them. The contents of each annotation are described in Figure 5.

Example 2.2. Consider the following `summariseCondition`: `max_StudentID = max(StudentID)`. The first annotation of a `summariseCondition` corresponds to the columns that are “used”, that is, the columns that must be present in order for the condition to be applicable. In this case the first annotation would be `StudentID`. The second annotation corresponds to the columns that are generated by the `summariseCondition`, in this case: `maxStudentID`.

When this condition is used in a `mutate`, rule `MUTATE` from Figure 4 states that if all of the required columns (first annotation) are present in the input, then we can conclude that the output table will be comprised of all columns that were already present in the input table, along with the generated columns (second annotation).




Figure 4: Inference rules used to determine valid programs. A' denotes the first annotation of element A , while A'' denotes the second annotation. Where not mentioned, it is assumed that the second annotation is \emptyset .

$table'$: columns present in the table
 col' : column required in the table
 $cols'$: columns required in the table
 $filterCondition'$: columns used in the filter condition
 $joinCondition'$: columns required in the first table
 $joinCondition''$: columns required in the second table
 $crossJoinCondition'$: columns required in the first table
 $crossJoinCondition''$: columns required in both tables
 $summariseCondition'$: columns used in the summarise condition
 $summariseCondition''$: columns generated by the summarise condition

Figure 5: Semantics of each annotation. A' denotes the first annotation of A and A'' denotes the second annotation.

Rules in Figure 4 are implemented directly as SMT constraints. Hence, the corresponding invalid programs are never generated.

3 PARALLEL SYNTHESIS

In this section we propose CUBES-DC, a divide-and-conquer approach for CUBES where the synthesis problem is split into several disjoint sub-problems to be solved in parallel. Our strategy is to split the problem into many smaller sub-problems that are to be solved independently by each of the processes. Hence, each process focuses solely in a particular area of the search space.

In our context, each sub-problem is represented by a *cube*: a sequence of operations from the DSL such that the arguments for the operations are still to be determined. Consider the following cube as

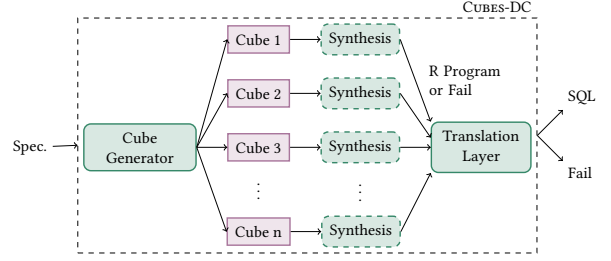


Figure 6: CUBES' architecture for divide-and-conquer.

an example: $[filter, natural_join]$, which represents the section of the search space composed by programs with two operations, where the first is a filter and the second is a natural_join.

Each process receives a specific cube and checks if it is possible to extend it to a complete program that satisfies the input-output examples. If this is not possible, then the cube is deemed unsatisfiable and the process requests a new cube to explore. Observe that each cube corresponds to a distinct sequence of operations, and as such, there is no intersection in the search space of each process. The overall architecture is illustrated in Figure 6. The cube generator component is responsible to generate cubes in increasing size (e.g. first the cubes with one operation, then with two operations, and so forth) and builds a FIFO queue. Whenever a process finds a solution, then the translation layer transforms the DSL program into SQL. Otherwise, if a cube cannot be extended into a complete program that satisfies the user specification, then the process gets a new cube from the queue.

Dynamic Cube Generation. One approach for a cube generation heuristic is to define a static order of operations to be explored. Although a static heuristic can be effective on some specific domains, it is very unlikely that it generalizes to new instances. Therefore, CUBES-DC uses a dynamic cube generator inspired on Natural Language Processing (NLP) techniques. Since candidate programs are constructed as a sequence of operations, a bigram prediction model can be used to decide the operation to be chosen next in a given sequence. Therefore, when choosing the operation in a given sequence, the operation immediately preceding it is used to compute an expectation of which of the possible choices will lead to the desired program. Hence, for each pair of operations (a, b) a score $S_{a,b}$ is maintained. The value of $S_{a,b}$ represents the expectation that using a b operation after an a operation will lead to the desired program. Scores are updated as programs are evaluated, as explained next.

Program scoring. For a given program p , let $output$ denote the result of executing program p on a given example specified by the user. Moreover, let $expected$ denote the desired result provided in the input-output example. First, we compute the set of all values in the output and expected tables: $unique(output)$ and $unique(expected)$. Next, we compute the score of program p as the percentage of elements of the expected output that appear in the output of p as follows:

$$score(p) = \frac{|unique(output) \cap unique(expected)|}{|unique(expected)|} \quad (1)$$

A score of 1 indicates that all the expected values occur in the output, and as such, a filtering or restructuring might lead to a correct program. On the other hand, a value of 0 means that the candidate program is likely very far from a correct solution. Note that any program p where $score(p) \neq 1$ is certainly incorrect. This can be used as an optimization in order to avoid expensive table comparisons.

Score updates. For each evaluated program p , the score, $score(p)$, is used to update the bigram scores. For example, let p denote a program that uses the following operations: `filter`, `natural_join`, `summarise` (in that order). Then, the scores for the bigrams that appear in the program are updated as follows:

$$S_{\emptyset, \text{filter}} += score(p) \quad (2)$$

$$S_{\text{filter}, \text{natural_join}} += score(p) \quad (3)$$

$$S_{\text{natural_join}, \text{summarise}} += score(p) \quad (4)$$

Furthermore, the scores of the operations occurring in the beginning of the sequence (including the first operation) are also updated, although with decreasing weights. In particular, the operation selected for position i (zero-based) of the sequence contributes with $\frac{1}{(i+1)^2} \cdot score(p)$. Hence, considering again the program p with components `filter`, `natural_join`, and `summarise`, the updates are as follows:

$$S_{\emptyset, \text{filter}} += \frac{1}{1} \cdot score(p) \quad (5)$$

$$S_{\emptyset, \text{natural_join}} += \frac{1}{4} \cdot score(p) \quad (6)$$

$$S_{\emptyset, \text{summarise}} += \frac{1}{9} \cdot score(p) \quad (7)$$

These extra score updates are done in order to introduce a small chance of reordering the operations.

Cube construction. Cubes are constructed by iteratively adding operations to a sequence up to a given limit on the number of operations. Suppose that the last selected operation is `op` (if no operation has been selected, i.e. the cube is empty, `op` is the empty symbol \emptyset). In order to decide which operation should follow `op`, all the scores for that prefix, $S_{\text{op}, \text{op}_1}, \dots, S_{\text{op}, \text{op}_n}$, are retrieved, normalized and smoothed, using Laplace smoothing [13]. These steps result in a list of that corresponds to the expectation values associated with each operation. The operation for the current line is then chosen from a distribution using those expectation values. This is done until we have a cube of the desired size. A compact tree structure is used to keep track of already generated cubes, as to avoid repetition.

Avoiding biases. The usage of the dynamic cube generation technique may introduce biases since the bigram scores are continuously increasing. In particular, operations that are selected first become more likely to be selected again when generating new cubes. Two methods are used to handle this issue:

- Each time a new program is generated, all scores are multiplied by a δ such that $0 < \delta < 1$. By default, $\delta = 0.99999$ is used. This is done so that past information can be gradually forgotten, in order to increase diversity in the exploration of the search space. These updates are done in batches, in order to not overwhelm inter-process communication.

- A fixed number of processes, by default 2, always solve randomly generated cubes (as long as not previously generated), in order to diversify the search process.

DSL Splitting. Besides the splitting of the search space using cubes, CUBES-DC also includes the splitting of the DSL operations among the processes. The motivation for this additional split is that two of the DSL components, `inner_join` and `cross_join`, are much more complex than any of the other operations. That is, there are many more ways to complete a `cross_join` operation than, for example, a `summarise` operation. In fact, the difference in complexity is so large that building the SMT encoding becomes much more computationally expensive when those operations are included. Therefore, the available processes in CUBES-DC are split into two sets: set F only considers programs that contain at least one of these two operations, while set B considers only the sub-space of programs that do not contain any of these operations.

If the program to be synthesized does require one of the two complex joins, then the encoding overhead is unavoidable and one of the processes in set F will lead to a solution. On the other hand, if the desired program does not require a complex join, then the overhead is restricted to the processes in set F , while the processes in set B avoid the overhead. The goal is then to balance the number of processes allocated to each set in order to maximize the programs that can be synthesized within a given time limit. The ratio between the number of processes in sets F and B is configurable and defaults to 1:2.

4 ACCURACY AND DISAMBIGUATION

An essential issue in program synthesis is knowing if the returned program corresponds to the user intent. To determine the accuracy of the synthesis tools, we call the query that the user wishes to obtain the *ground truth query*. Observe that SQL synthesis tools that use input-output examples return a query that satisfies the user's examples. However, these examples are an under-specification, and as such, the returned query might not satisfy the true user intent.

CUBES may find multiple queries that satisfy the examples. However, unless these queries are equivalent, only one of them matches the user's intent. To address this challenge, we propose creating new examples with different input-output pairs for the possible synthesized queries and interacting with the user to disambiguate the correct query. This section discusses how we use fuzzing to create new examples and our disambiguation procedure to improve the accuracy of CUBES and meet the user intent.

4.1 Fuzzing

Given a set of queries returned by CUBES, we want to determine which one matches the user intent. Since some of them may be equivalent, multiple queries may be correct. One approach could be to use query equivalence tools to check the equivalence of these queries and only consider a representative query of each equivalence class. Although recent work in query equivalence tools [3, 4, 38] has advanced the state-of-the-art, these tools remain incomplete, not supporting many complex queries present in our datasets. To overcome this limitation, we use a fuzzing-based approach to determine the approximate equivalency of different queries.

Consider a synthesis problem with an input-output example (I, O) . Fuzzing consists in taking the input I , slightly modifying it, producing I' and then running the ground truth with I' as an input. This produces a new input-output pair (I', O') which can be used to verify if a given query is consistent with the ground truth. If the outputs of the two queries being checked for equivalency differ then the queries are surely distinct. However, if the output is the same, we still cannot conclude that the queries are equivalent. Hence, we perform several rounds of fuzzing, generating different input-output pairs, with each round increasing the confidence in our answer.

In order to produce fuzzed input-output examples, we use the fuzzing framework created by Zhong et al. [37]. The first step in this framework is to use foreign keys to identify data dependencies in the tables. Next, a new number of rows is randomly selected for each table in the database. Finally, the new tables are filled with values, in a topological ordering of the data dependencies so that the values are consistent. The values used for filling can have one of three origins:

- (1) Fully random values (respecting the given data type);
- (2) Values extracted from the ground truth query and from the original database;
- (3) Values closely related to the extracted ones. For example, if the value 35 appears on the query then 33, 34, 36 and 37 are also candidate values.

Values are chosen both randomly and from the information provided by the user in order to maximize the number of incorrect queries that the fuzzed inputs will cover.

4.2 Disambiguation

One possible way to improve the accuracy of program synthesis tools is to synthesize many different solutions and then choose the one that is most likely to satisfy the true user intent. This process is called *program disambiguation*.

The disambiguation method used in CUBES starts by synthesizing all possible solutions under a given time limit. The goal is then to ask the user questions in order to iteratively discard queries until we are confident we found one that satisfies the user intent. In order to reduce the burden on the user we try to minimize the number of questions asked as much as possible, by trying to discard approximately half of the queries each time we ask a question. In Section 5 we show that this goal is verified in practice.

To do this, we start by generating a new input database I' through fuzzing. Note that when performing disambiguation we do not have access to the ground truth in order to extract values for the fuzzed inputs. As such, we extract those values from the actual set of queries we are trying to disambiguate. Then, we execute each of the synthesized queries on this new input I' and group them according to the output they produce. In each disambiguation step, we generate 16 new input databases, by performing fuzzing 16 times, and select the input-output example that is closest to splitting the set of queries in half.

Figure 7 shows a real-world disambiguation interaction. Initially we have 7 queries found by CUBES that satisfy the original input-output example. In this case, we are able to generate a new input I' such that 1 of the 7 queries provides the output table A' , 3 queries

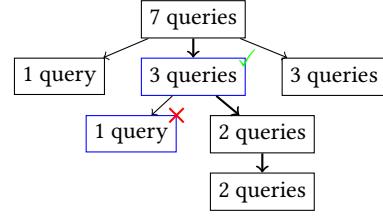


Figure 7: Example disambiguation process from a problem that generated 7 possible queries. Blue boxes represent the input-output example given to the user.

provide another output table B' , and 3 other provide an output C' . Then, we ask the user if the new input-output example (I', B') is correct. If the user answers yes, then the solution is one of the 3 queries. Otherwise, the solution should be one of the 4 remaining queries. Since the user answered yes, then 3 queries remain to disambiguate. The disambiguation procedure terminates when either there is only one query remaining or the fuzzing procedure is unable to find a new example to distinguish the remaining queries. In the latter case, the remaining queries are deemed equivalent and the first one found by CUBES during the search is returned to the user. Notice that CUBES enumerates queries in increasing order of the number of operators. Hence, the first queries to be found by CUBES have the fewest operations and should be more general.

5 EVALUATION

In order to test and compare our tool with other state-of-the-art SQL synthesizers, we use several Programming by Example (PBE) SQL benchmarks, along with a new set of instances derived from NLP problems. The benchmark sets can be described as follows:

- **textbook**: 36 instances extracted from exercises from the popular database textbook, *Database Management Systems* [21];
- **55-tests**: 55 instances used in SQUARES [20] and derived from the textbook benchmark;
- **recent-posts, top-rated-posts**: 51+57 instances used in SCYTHE [32] and collected from recent and top-rated posts, respectively, on the StackOverflow² website;
- **spider**: 3690 instances generated from Spider [35], a very large and diverse benchmark of NLP instances for SQL synthesizers. For each original instance, the SQL solution query was used, along with the sample database contents, to create an input-output example that could be used in PBE synthesizers. These instances were generated programmatically. Note that in the original spider dataset the same SQL query could have multiple instances with different natural language descriptions. However, when we translated them to use examples, we only consider distinct queries since the input-output example would be the same.

The experimental results presented in this section aim to answer the following research questions:

- Q1.** How effective is the sequential version of CUBES when compared with other state-of-the-art SQL synthesizers? (subsection 5.2)

²<https://stackoverflow.com/>

- Q2. What are the speedups obtained by the proposed parallel synthesizers? (subsection 5.3)
- Q3. What is the accuracy of the SQL queries found in relation to the user intent? (subsection 5.4)
- Q4. What is the impact of program disambiguation in CUBES' accuracy? (subsection 5.4)
- Q5. What is the impact of non-determinism in the parallel synthesizers? (subsection 5.5)

All results were obtained on a dual socket Intel® Xeon® Silver 4210R @ 2.40GHz, with a total of 20 cores and 64GB of RAM. Furthermore, a limit of 10 minutes (wall-clock time) and 56GB of RAM was imposed on all synthesizers (sequential or parallel). All limits were strictly imposed using runsolver [23].

5.1 Implementation

CUBES is implemented on top of the Trinity [15] framework, using Python 3.8.3, and is comprised of around 12000 lines of code. Candidate programs are enumerated using the Z3 [5] SMT solver (version 4.8.8) with the Quantifier Free Finite Domain theory enabled. This theory transforms the generated SMT formula into an equivalent Propositional Satisfiability (SAT) formula which is then solved using an integrated SAT solver.

Candidate programs are evaluated by translating the DSL operations into equivalent R instructions. In particular, the tidyverse³ family of packages is used to implement table manipulation instructions. Once a correct R program is found, the dbplyr⁴ package (version 1.4.4) is used to translate that program to an equivalent SQL query. In the parallel synthesizer inter-process communication is achieved using a message passing approach through Python's multiprocessing pipes.

We use the fuzzing framework developed by Zhong et al. [37] in our disambiguation module and to perform accuracy analysis. Furthermore, queries are executed using the SQLAlchemy⁵ library (version 1.3.20) and row order is ignored when comparing tables. In the original implementation, the fuzzing framework was non-deterministic so we modified it in two important ways: (1) we added proper seeding for Python's pseudo-random number generator, which is used in the tool, and (2) we replaced all usages of the set data structure with OrderedSet (sets backed with a list so that the iteration order is deterministic). This change was needed so that both the accuracy results presented in this paper and CUBES' disambiguation process were reproducible. The modified framework is also included in CUBES' source files.

5.2 Sequential Results

In this section we evaluate the performance of CUBES-SEQ, the sequential version of CUBES, and perform a comparison with other state-of-the-art SQL PBE tools: SQUARES [20], SCYTHER [32] and PATSQL [28]. Figure 8 shows for each synthesizer how many instances can be solved in x seconds or less. Note that the time axis is in log-scale. Overall, SQUARES was able to solve 31.2% of the instances within the time limit of 10 minutes, while SCYTHER solved 50.1% and PATSQL solved 75.6%. CUBES-SEQ was able to solve 79.9%. Figure 8

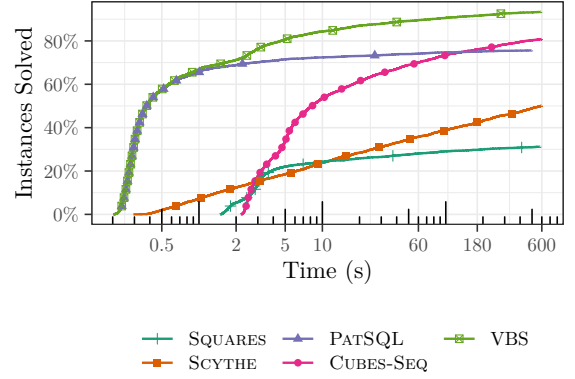


Figure 8: Percentage of instances solved by each tool at each point in time. A mark is placed every 150 solved instances.

also shows the result of the Virtual Best Solver (VBS). The virtual best solver corresponds to a virtual tool that would always choose the best synthesizer to solve each instance. One can clearly see that the VBS corresponds to PATSQL up until the 2 seconds of execution time, since PATSQL is the only synthesizer to be able to provide an answer in such a short amount of time. One possible explanation why CUBES and SQUARES take a long time before providing the first solution is the usage of an interpreted language and the initialization time for the R execution environment.

After the first 2 seconds, the contribution of PATSQL is very limited and other synthesizers start to contribute significantly to the VBS. Notice also that the VBS solves a little over 90% of the instances, while CUBES-SEQ solves around 80%. This means that different synthesizers are solving different problem instances. Nevertheless, CUBES-SEQ shows to be more robust, being able to solve the most problem instances and a major contributor to the VBS. Finally, Figure 8 also shows that both SCYTHER and CUBES-SEQ are able to solve more problem instances when we increase the time limit, while PATSQL and SQUARES seem to reach a plateau.

Table 1 shows the results for each benchmark set with a virtual time limit of 10 seconds (top half) and a time limit of 10 minutes (bottom half). We can see that CUBES-SEQ is able to solve more instances than SQUARES in all benchmarks, while solving more instances than SCYTHER in 3 out of 5 benchmark sets. When comparing with PATSQL, the results shown in Figure 8 are confirmed, since although PATSQL solves more instances with a shorter time limit, CUBES-SEQ is able to solve more instances in one benchmark set (spider) with a larger time limit.

One way to characterize the problem instances is based on the size of the input tables in the examples. Figure 9 shows, for each synthesizer, which instances were solved or not, and how long it took to solve, as a function of the total size of the input tables for that instance (that is, the number of cells). Observe that SCYTHER is very limited regarding the size of input examples it is able to solve, only solving one instance with more than 1000 cells. Meanwhile, SQUARES, PATSQL and CUBES-SEQ all solve large instances in varying proportions. Notice again that PATSQL has a lower initial overhead, being able to solve many instances with small examples

³<https://www.tidyverse.org/>

⁴<https://dbplyr.tidyverse.org/>

⁵<https://www.sqlalchemy.org/>

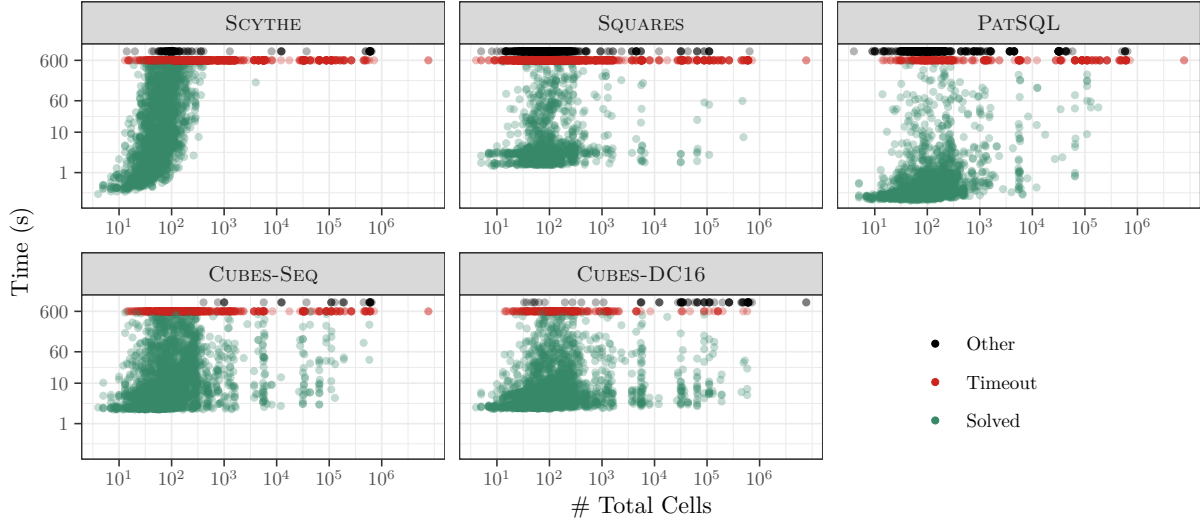


Figure 9: Comparison of the execution time for each instance with the total number of cells present in the input tables. Each instance is represented by a point, colored according to the outcome for that instance. Instances labeled as Other either exceeded the imposed memory limit or raised an exception while synthesizing.

in a short period of time. On the other hand, CUBES-SEQ is able to solve more instances with larger examples. Finally, we can also see that the parallel version of cubes using divide-and-conquer with 16 processes, CUBES-DC16, is able to solve more large instances. In particular, CUBES-DC16 is able to solve 205 instances with more than 1000 cells, while CUBES-SEQ is able to solve 154 and PATSQL is only able to solve 102 instances. In the next section, we focus on the experimental results of the parallel version of CUBES.

5.3 Parallel Results

Considering the sequential version CUBES-SEQ as our baseline, we now evaluate the performance of the parallel version using divide-and-conquer (CUBES-DC).

5.3.1 Divide-and-Conquer. Table 1 shows the results for the divide-and-conquer strategy CUBES-DC with 4, 8 and 16 processes. Notice that divide-and-conquer tools improve upon the sequential version, from 80.9% up to 89.4%. when using 16 processes. Moreover, within a limit of 10 seconds, the parallel versions are able to solve 68.9%, 72.2% and 74.3% of the instances, when using respectively 4, 8 and 16 processes. This contrasts with the sequential version only solving 53.5% when a 10 second limit is imposed. This shows that there is a significant speedup when using the divide-and-conquer strategy.

Formally, the speedup of method *A* in relation to method *B* is defined as the time needed to execute method *B* divided by the time needed to execute method *A*, and is a measure of how fast an implementation is compared to another. Table 2 shows the speedup obtained by each parallel version of CUBES in relation to the sequential version CUBES-SEQ for instances where CUBES-SEQ needed 1 minute (or more) to solve. We focus this analysis on the harder instances for the sequential tool, since higher speedups in these instances have a higher impact on the end user’s experience.

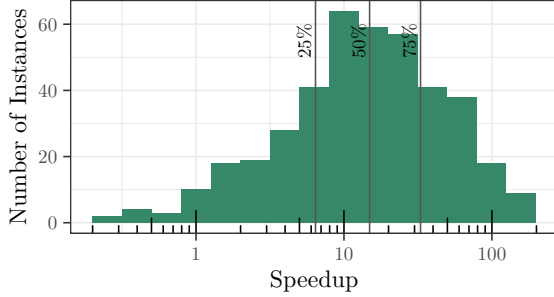
Table 1: Overall results for 10 seconds and 10 minutes, for all configurations tested, grouped by benchmark. The best tool for each time-limit/benchmark pair is highlighted in bold.

Run	55-tests	recent-posts	top-rated-posts	spider	textbook	All
10 seconds						
SQUARES	34.5%	3.9%	5.3%	24.7%	27.8%	24.3%
SCYTHE	38.2%	49.0%	66.7%	22.5%	27.8%	23.8%
PATSQL	80.0%	41.2%	64.9%	72.9%	61.1%	72.4%
CUBES-SEQ	50.9%	13.7%	33.3%	54.6%	36.1%	53.5%
CUBES-DC4	67.3%	11.8%	59.6%	70.0%	50.0%	68.9%
CUBES-DC8	78.2%	15.7%	63.2%	73.2%	55.6%	72.2%
CUBES-DC16	74.5%	19.6%	63.2%	75.4%	52.8%	74.3%
10 minutes						
SQUARES	70.9%	7.8%	22.8%	31.0%	38.9%	31.2%
SCYTHE	69.1%	66.7%	80.7%	49.1%	52.8%	50.1%
PATSQL	94.5%	47.1%	66.7%	76.0%	66.7%	75.6%
CUBES-SEQ	81.8%	27.5%	66.7%	82.1%	58.3%	80.9%
CUBES-DC4	90.9%	31.4%	73.7%	88.4%	72.2%	87.3%
CUBES-DC8	90.9%	39.2%	73.7%	89.6%	69.4%	88.5%
CUBES-DC16	96.4%	39.2%	75.4%	90.4%	77.8%	89.4%

We can see that most configurations have a geometric mean greater than the number of processes used. This is called a super-linear speedup and occurs because programs are enumerated in a different order when using our parallel versions. Figure 10 shows the full speedup distribution for CUBES-DC16 along with the distribution quartiles. We can see that more than 50% of instances have a speedup greater than 10 when using 16 processes, while more than 25% of instances have a speedup greater than 30.

Table 2: Speedups for the parallel configurations of CUBES.

Configuration	Geometric Mean	Median
CUBES-DC4	8.3	8.7
CUBES-DC8	10.9	11.8
CUBES-DC16	13.2	14.9

**Figure 10: Instance speedup distribution for CUBES-DC16.**

5.3.2 Ablation Study. In order to evaluate the impact of the different techniques introduced in Sections 2 and 3, we perform an ablation study, which is presented in Table 3. In this table, “No Inv. Prog. Deduct.” represents an execution where the invalid program deduction introduced in section 2.2 was disabled, keeping all other features enabled. Likewise, “No Split Prog. Space” shows an execution where the program space splitting introduced in Section 3 was disabled. Finally, “Random Cube Gen.” corresponds to fully random cube generation instead of using the dynamic cube generation – this implies disabling the program space splitting as well.

Looking at the results we can see that all three of these features have a significant impact when looking at the number of instances solved in the first 10 seconds, with an average of 67% instances solved versus 74.3% when all features are enabled. Meanwhile, looking at the full 10 minutes only the invalid program deduction shows a significant impact. This shows that while all 3 features allow cubes to produce answers faster, only the invalid program deduction allows cubes to produce more answers under a 10 minute limit. The reason why this happens is because while the invalid program deduction technique prunes areas of the program space, effectively discarding programs that will not lead to a solution, the other two techniques only try to guide the search towards areas of the program space where a solution is likely to be found. With larger time limits, these techniques become less meaningful. Furthermore, Table 3 also shows that disabling the program space splitting ends up having a positive effect on the number of instances solved in 10 minutes. This might be due to the percentage of available processes assigned to each part of the program space, as described in Section 3. One possible improvement to this technique would be to use a dynamic approach for assigning threads to each of the DSL splitting sections.

Finally, the results for the random cube generator are fairly similar to the results when the program splitting is disabled. This would indicate that the dynamic cube generator is not very significant for

Table 3: Ablation study results for 10 seconds and 10 minutes grouped by benchmark. The best tool for each time-limit/benchmark pair is highlighted in bold.

Run	55-tests	recent-posts	top-rated-posts	spider	textbook	All
10 seconds						
CUBES-DC16 (Default)	74.5%	19.6%	63.2%	75.4%	52.8%	74.3%
No Inv. Prog. Deduct.	60.0%	21.6%	64.9%	69.1%	44.4%	68.0%
No Split Prog. Space	72.7%	25.5%	63.2%	67.6%	50.0%	66.9%
Random Cube Gen.	69.1%	21.6%	66.7%	66.9%	50.0%	66.2%
10 minutes						
CUBES-DC16 (Default)	96.4%	39.2%	75.4%	90.4%	77.8%	89.4%
No Inv. Prog. Deduct.	89.1%	33.3%	75.4%	86.3%	61.1%	85.3%
No Split Prog. Space	90.9%	43.1%	78.9%	90.8%	72.2%	89.8%
Random Cube Gen.	87.3%	43.1%	78.9%	90.4%	72.2%	89.4%

CUBES’ performance. However, we believe that both program space splitting and the dynamic cube generator need to be enabled in order to obtain the performance shown in the default configuration.

5.4 Accuracy

In this section we analyze the accuracy of CUBES when compared with other program synthesis tools, as well as the effect of using the program disambiguator. The 55-tests benchmark was excluded from this comparison since those instances do not have a ground truth.

Figure 11 summarizes the accuracy results obtained for each of the considered tools. We consider a query “Fuzzing Accepted” if the fuzzer was unable to find a contradicting example between the synthesized query and the ground truth. Otherwise, if a contradicting example was found, the synthesized query is deemed “Incorrect by Fuzzing”. Since CUBES and SCYTHER are able to produce multiple answers, we also provide the accuracy when considering the first 5 queries returned (labeled “Fuzzing Accepted (top 5)”) and considering all queries returned (labeled “Fuzzing Accepted (> 5)”). Finally, some queries produced an error while executing or produced a timeout while executing/creating fuzzed inputs.

Observe that the results in Figure 11 are shown as a percentage of the solved instances by each solver. Hence, SCYTHER and PATSQL have practically the same rate of accepted queries, but PATSQL produces a much larger number of queries satisfying the input-output example.

Previous tools all suffer from fairly low accuracy rate, staying under 50%, as does CUBES if we only consider the first solution returned. However, if we consider all solutions returned under 10 minutes, then CUBES accuracy jumps to around 75%. As explained in Section 4, CUBES returns the earliest synthesized query when we reach a set of queries that we cannot distinguish from one another. There are 3 instances for which the disambiguator returns a query that does not pass the accuracy test even though a query that does pass the test was produced by CUBES. This happens because while the accuracy test has access to the ground truth, and can thus generate better fuzzed inputs, the disambiguator is limited to using

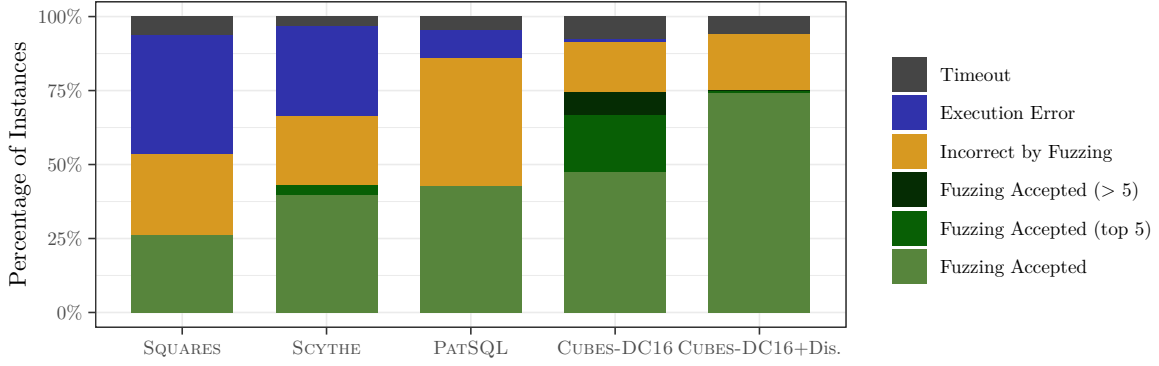


Figure 11: Query user intent accuracy for each synthesizer. Incorrect by Fuzzing queries do not produce the expected output for fuzzed inputs. Some syntax fixes were applied to queries returned by Scythe. Percentages are relative to the number of instances solved by each solver and not to the total number of instances.

values from the queries it is trying to disambiguate. Even so, the fact that this only occurs in 3 queries indicates that the approach is valid and seems to be able to both correctly disambiguate most queries and catch the cases where the disambiguation fails.

We show that if we only consider the first solution, CUBES’ performance is not that different from other existing tools. The main improvement comes from (1) being able to synthesize many possible queries for a given problem and (2) having a program disambiguator to choose the right query. This first point is directly influenced by our parallel approach to program synthesis, which allows us to synthesize more programs that satisfy the examples under the chosen time limit.

Finally, we analyze how many questions are asked to the user in order to disambiguate the queries produced by CUBES. Figure 12 shows this data as a function of the number of queries synthesized. Consider the second bar, relating to instances where CUBES generated 11 to 100 queries. The plot shows that to disambiguate those queries we need at least 1 question, at most 8 questions and on average 3 questions.

We can see that the average number of questions needed to disambiguate up to 1000 queries is under 4. Furthermore, all instances that require 9 or more questions correspond to instances that result in more than 100 queries to disambiguate. As stated in Section 4, our goal with the disambiguation strategy is to discard half the queries with each question asked. Thus, we would expect that the number of questions needed to disambiguate a given set of queries scales logarithmically with the size of that set. Figure 12 shows that this behavior is in fact observed in practice.

5.5 Non-determinism

The parallel version of CUBES is non-deterministic. This means that, if run several times, it might not always produce the same queries or solve the same benchmarks within the time limit. In order to evaluate this non-deterministic behavior, we randomly chose a subset consisting of 493 instances (one eighth of all instances) and executed CUBES-DC16 10 times on each of them, in order to analyze the variance in CUBES’ behavior.

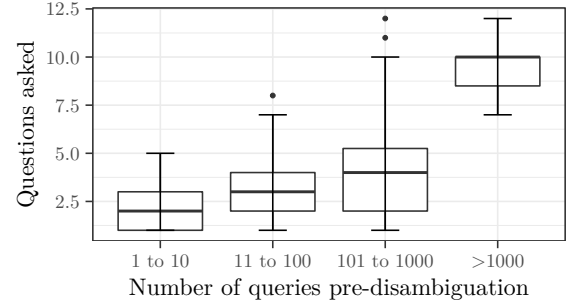


Figure 12: Number of questions that need to be asked to the user in order to perform disambiguation, as a function of the number of queries synthesized.

Figure 13 shows a summary of the results. In this matrix, the x axis shows how many times (out of 10) a solution was found for a given instance, while the y axis shows how many different solutions were found for a given instance. For example, the number 78 in position (10,3) of the matrix means that there were 78 instances out of 493 that were solved 10/10 times, and that out of those 10 times there were 3 different solutions overall.

We can see that only 19 (4%) out of 493 instances are only solved in some of the 10 runs. Hence, the non-determinism of CUBES-DC16 has a very low impact on the ability to provide an answer to the user. Furthermore, out of the 429 problem instances that were always solved, 178 (29.8%) always produce the same exact query, and 90 (21.0%) produce two different queries in 10 runs. Therefore, a non-deterministic behavior is observed, but in only 18 instances do we get a different query each time the tool is executed. These rare cases are due to an under-specification of the user intent. This results in having many different queries that satisfy the input-output example.

6 DISCUSSION

Here we discuss the main threats to validity of this work and some challenges that were raised during the experimental evaluation.

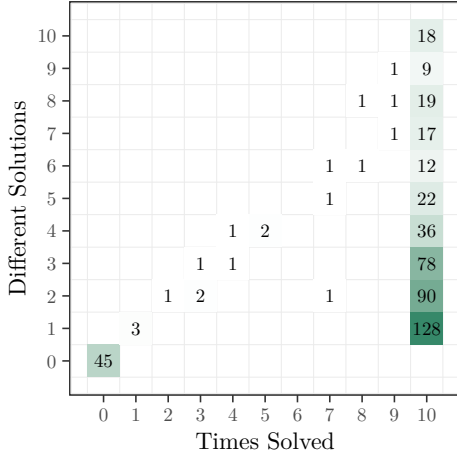


Figure 13: Non-deterministic behavior of CUBES-DC16. A random selection of 493 instances was run 10 times each.

Benchmarks. Our evaluation uses a large set of benchmarks from different domains. However, they may not be representative of tasks commonly performed by users or may have a bias towards a specific synthesis tool. To mitigate this, we included benchmarks from several previous synthesis tools and also extended a large dataset from query synthesis using NLP to use examples instead. In the end, we have around 4000 instances but they are dominated by the spider dataset [35]. Nevertheless, since this dataset has been extensively used in other domains and was not created by us, we believe that it is more general and less prone to bias.

Parallelism. The divide-and-conquer approach already shows scalability for hard instances when using 4 and 8 processes in a multicore architecture with super-linear speedups. However, when increasing the number of processes to 16 the gains are reduced. When the number of processes increases, there is an increase of contention for memory accesses that can slow down the performance of each process. To address this issue, it would be interesting to evaluate CUBES in a distributed setting. Note that the overhead of going from multicore to distributed should be small since the inter-process communication is already done using message passing techniques, and no shared memory is used. Exchanging information between processes is another source of improvement that would be worth exploring in future work.

Cube generation. One way to further improve the divide-and-conquer approach is to consider other cube generation strategies. For instance, we could learn from data and use machine learning techniques such as pre-trained bigram scores, or using neural networks to predict the most likely cubes. We could also explore other techniques similar to the ones used in SAT solvers, such as restarting the search after n programs/cubes have been attempted.

Determinism. CUBES is currently non-deterministic but if used in an industrial setting, it may be important to have a deterministic version. This could be achieved at the cost of performance by (i) updating the bigram scores in batches and in a deterministic way,

(ii) solve cubes in batches so that processes stay synchronized — this would require that cubes be of approximately the same difficulty to reduce stalls, and (iii) find a deterministic way to assign generated cubes to the available processes. When using CUBES with disambiguation, we enumerate all possible solutions within a given time limit. In this setting, non-determinism is not a major issue. Even though the order of enumeration may be different, we are likely to enumerate the same set of solutions in different synthesizer runs.

Accuracy. Even though query synthesis tools are becoming more efficient and can find a query that satisfies the input-output example given by the user, they may not find the query that the user intended. To the best of our knowledge, this is the first study where fuzzing was used to evaluate if the query returned by the synthesizer matches the user’s intent. Even though fuzzing is not a precise measurement of accuracy since it may return that some queries are equivalent when they may not be, it is an upper bound on the accuracy of these tools. With the continuous improvement of SQL equivalence tools [3, 4, 38], it may be possible to have an exact accuracy measurement in the future. However, even with the current results, we already observe that all synthesis tools return many answers that do not match the desired behavior.

Disambiguation. Interacting with the user to perform query disambiguation is essential to increase the accuracy of SQL synthesizers based on examples. However, the questions that we asked the user may be too hard to answer, or the user may answer them incorrectly. To mitigate the difficulty of the questions, we only ask yes or no questions and present examples based on fuzzing that are often similar to the initial example provided by the user. With this approach, we hope that the user can quickly answer these questions. We currently automate the disambiguation procedure and use the ground truth to answer the questions, but a user study could be done in the future to confirm our hypothesis that the questions are easy for users to answer. In this work, we assume that the user never answers the questions incorrectly. However, considering this scenario could open new research directions and is in line with recent work on program synthesis with noisy data [10] where the examples may be incorrect.

7 RELATED WORK

SQL Synthesis. In recent years, several tools for query synthesis have been proposed using input-output examples to specify user intent [6, 15, 20, 29, 32, 36]. Solving approaches vary from using decision trees with fixed templates [29, 36], to abstract representations of queries that can potentially satisfy the input-output examples [32]. Another approach is to use SMT-based representations of the search space [6, 19] such that each solution to the SMT formula represents a possible candidate query to be verified. The CUBES framework proposed in this paper is also based on SMT-based representations but it extends prior work in several dimensions: (i) extends the language in the programs to be synthesized, (ii) proposes pruning techniques that can be directly encoded into SMT, and (iii) it is the first parallel tool for query synthesis.

In this paper, we compare CUBES with three other SQL Synthesis tools that use input-output examples: SCYTHE [32], SQUARES [20]

and PATSQL [28]. SCYTHE and PATSQL use sketch-based enumeration, where first a skeleton program with missing parts is generated and then, if the skeleton satisfies a preliminary evaluation, the synthesizer tries to complete the sketch to obtain a full program. SQUARES, on the other hand, uses SMT-based enumeration where full programs are obtained by iterating the possible solutions of an SMT formula. Both SCYTHE and SQUARES have limited DSLs and thus are not as well suited for complex tasks. Furthermore, SCYTHE’s ability to solve a given instance is severely limited by the size of its input tables. Although PATSQL has a comparatively more expressive DSL, it is still not able to outperform CUBES.

Another approach to specify user intent is the use of natural language [30, 33]. However, these approaches often need a large training data set from the query’s domain. Recently, several techniques have been proposed that try to better generalize to cross-domain data [25, 34]. Although many improvements have been attained on finding the structure of the query through effective semantic table parsing, defining the details (e.g. specific filter conditions) is usually hard, in particular in more complex queries. The use of natural language for query synthesis is complementary to our approach and a combination of both strategies could improve the accuracy of program synthesizers at the cost of more input from the user, namely examples and a natural language description of the task.

Program Disambiguation. Current synthesizers focus mostly on generating programs that satisfy the user’s specification. However, in many situations, the produced program does not satisfy the true user intent [16, 27]. Previous work has shown that this shortcoming can be solved without recurring to complete specifications by introducing a program disambiguator. This component is responsible for interacting with the user and choosing between several possible solutions. Mayer et al. [16] describe two types of user interaction for program disambiguation: in the first approach, users select the correct program among a set of returned solutions which are presented in a way that allows easy navigation. The second approach is described as *conversational clarification*, where the system iteratively asks questions to the user, further refining the original specification until just one candidate program is left [7, 12, 14, 17, 22, 31]. In CUBES, we use conversational clarification to improve the confidence in produced solutions while still keeping the complexity for the user low.

Parallel Solving. Solving logic formulas in parallel has been the subject of extensive research work [1, 2, 8, 9], both using memory-shared [26] and distributed approaches [18]. One of the techniques used to explore the search space is called divide-and-conquer [11]. In this approach, the search space is split into disjoint areas such that there is no intersection between the areas explored by each process. In this case, work stealing techniques [24] are commonly used to avoid starvation, since the search space can be unevenly split among the processes. Although we adapt techniques from parallel automated reasoning, the parallelization in the CUBES framework is not done at solving logic formulas, but in a more abstract level. In our case, logic formulas continue to be solved sequentially. Moreover, starvation is avoided by producing additional work, i.e. increasing the number of operations from the DSL in the programs to be enumerated.

8 CONCLUSIONS

This work introduces CUBES, a new enumeration-based framework for query synthesis from examples. A new robust synthesizer is proposed that extends the range of produced SQL queries. Moreover, it also includes new pruning techniques that allow to cut invalid programs from the enumeration process, resulting in an effective new tool for SQL synthesis in a broad range of benchmark sets. Additionally, CUBES also takes advantage of the current multicore processor architectures, providing the first parallel query synthesizer from examples using a divide-and-conquer approach. The splitting of the program space is done by providing different sequences of operations to each thread, as well as performing DSL splitting among threads.

An in-depth experimental evaluation is also carried out, comparing CUBES with other state of the art query synthesizers in a wide variety of benchmark sets. Experimental results show the effectiveness and robustness of CUBES, being able to successfully synthesize SQL queries for a larger range of problem instances than other tools. Moreover, the parallel versions of CUBES have super-linear speedups for many hard instances and when using 16 processes provides a median speedup of 15× over the sequential version of the tool.

Finally, an accuracy analysis on the produced queries is also performed using fuzzing techniques. Results show that the queries produced by current synthesizers often differ from the user intent. Therefore, an interactive procedure with the user is proposed in order to disambiguate among all queries found by CUBES that satisfy the original input-output example. After the disambiguation procedure, the accuracy of CUBES in providing the user intent query is greatly increased from 50% to 75%.

ACKNOWLEDGMENTS

This work was partially supported under National Science Foundation Grant No. CCF-1762363, by OutSystems and by Portuguese national funds through FCT, under projects UIDB/50021/2020, PTDC-/CCI-COM/31198/2017, DSAIPA/AI/0044/2018, and project ANI 045917 funded by FEDER and FCT. Support was also provided by the Fundação para a Ciência e a Tecnologia (Portuguese Foundation for Science and Technology) through the Carnegie Mellon Portugal Program under Grant PRT/BD/152086/2021.

REFERENCES

- [1] Martin Aigner, Armin Biere, Christoph M. Kirsch, Aina Niemetz, and Mathias Preiner. 2013. Analysis of Portfolio-Style Parallel SAT Solving on Current Multi-Core Architectures. In *POS-13. Fourth Pragmatics of SAT workshop, a workshop of the SAT 2013 conference, July 7, 2013, Helsinki, Finland (EPIC Series in Computing, Vol. 29)*, Daniel Le Berre (Ed.). EasyChair, 28–40. <https://easychair.org/publications/paper/nHs>
- [2] Tomás Balyo, Peter Sanders, and Carsten Sinz. 2015. HordeSat: A Massively Parallel Portfolio SAT Solver. In *Theory and Applications of Satisfiability Testing - SAT 2015 - 18th International Conference, Austin, TX, USA, September 24-27, 2015, Proceedings (Lecture Notes in Computer Science, Vol. 9340)*, Marijn Heule and Sean A. Weaver (Eds.). Springer, 156–172. https://doi.org/10.1007/978-3-319-24318-4_12
- [3] Shumo Chu, Brendan Murphy, Jared Roesch, Alvin Cheung, and Dan Suciu. 2018. Axiomatic Foundations and Algorithms for Deciding Semantic Equivalences of SQL Queries. *Proc. VLDB Endow.* 11, 11 (2018), 1482–1495. <https://doi.org/10.14778/3236187.3236200>
- [4] Shumo Chu, Chenglong Wang, Konstantin Weitz, and Alvin Cheung. 2017. Cosette: An Automated Prover for SQL. In *8th Biennial Conference on Innovative Data Systems Research, CIDR 2017, Chaminade, CA, USA, January 8-11,*

- 2017, *Online Proceedings*. www.cidrdb.org. <http://cidrdb.org/cidr2017/papers/p51-chu-cidr17.pdf>
- [5] Leonardo De Moura and Nikolaj Bjørner. 2008. Z3: An Efficient SMT Solver. In *Proceedings of the Theory and Practice of Software, 14th International Conference on Tools and Algorithms for the Construction and Analysis of Systems (TACAS'08/ETAPS'08)*. Springer-Verlag, Berlin, Heidelberg, 337–340.
 - [6] Yu Feng, Ruben Martins, Jacob Van Geffen, Isil Dillig, and Swarat Chaudhuri. 2017. Component-Based Synthesis of Table Consolidation and Transformation Tasks from Examples. In *Proceedings of the 38th ACM SIGPLAN Conference on Programming Language Design and Implementation (PLDI 2017)*. ACM, New York, NY, USA, 422–436. <https://doi.org/10.1145/3062341.3062351>
 - [7] Margarida Ferreira, Miguel Terra-Neves, Miguel Ventura, Inês Lynce, and Ruben Martins. 2021. FOREST: An Interactive Multi-tree Synthesizer for Regular Expressions. In *Tools and Algorithms for the Construction and Analysis of Systems - 27th International Conference, TACAS 2021, Held as Part of the European Joint Conferences on Theory and Practice of Software, ETAPS 2021, Luxembourg City, Luxembourg, March 27 - April 1, 2021. Proceedings, Part I (Lecture Notes in Computer Science, Vol. 12651)*, Jan Friso Groote and Kim Guldstrand Larsen (Eds.). Springer, 152–169. https://doi.org/10.1007/978-3-030-72016-2_9
 - [8] Ian P. Gent, Ian Miguel, Peter Nightingale, Ciaran McCreesh, Patrick Prosser, Neil C. A. Moore, and Chris Unsworth. 2018. A review of literature on parallel constraint solving. *Theory Pract. Log. Program.* 18, 5-6 (2018), 725–758. <https://doi.org/10.1017/S1471068418000340>
 - [9] Youssef Hamadi and Lakhdar Sais (Eds.). 2018. *Handbook of Parallel Constraint Reasoning*. Springer. <https://doi.org/10.1007/978-3-319-63516-3>
 - [10] Shivam Handa and Martin C. Rinard. 2020. Inductive program synthesis over noisy data. In *Proc. ACM Joint European Software Engineering Conference and Symposium on the Foundations of Software Engineering*, Prem Devanbu, Myra B. Cohen, and Thomas Zimmermann (Eds.). ACM, 87–98. <https://doi.org/10.1145/3368089.3409732>
 - [11] Marijn J. H. Heule, Oliver Kullmann, and Armin Biere. 2018. Cube-and-Conquer for Satisfiability. In *Handbook of Parallel Constraint Reasoning*, Youssef Hamadi and Lakhdar Sais (Eds.). Springer, 31–59. https://doi.org/10.1007/978-3-319-63516-3_2
 - [12] Ruyi Ji, Jingjing Liang, Yingfei Xiong, Lu Zhang, and Zhenjiang Hu. 2020. Question selection for interactive program synthesis. In *Proceedings of the 41st ACM SIGPLAN International Conference on Programming Language Design and Implementation, PLDI 2020, London, UK, June 15-20, 2020*, Alastair F. Donaldson and Emina Torlak (Eds.). ACM, 1143–1158. <https://doi.org/10.1145/3385412.3386025>
 - [13] Dan Jurafsky and James H. Martin. 2009. *Speech and language processing: an introduction to natural language processing, computational linguistics, and speech recognition, 2nd Edition*. Prentice Hall, Pearson Education International.
 - [14] Hao Li, Chee-Yong Chan, and David Maier. 2015. Query From Examples: An Iterative, Data-Driven Approach to Query Construction. *Proc. VLDB Endow.* 8, 13 (2015), 2158–2169. <https://doi.org/10.14778/2831360.2831369>
 - [15] Ruben Martins, Jia Chen, Yanju Chen, Yu Feng, and Isil Dillig. 2019. Trinity: An Extensible Synthesis Framework for Data Science. *Proc. VLDB Endow.* 12, 12 (Aug. 2019), 1914–1917. <https://doi.org/10.14778/3352063.3352098>
 - [16] Mikael Mayer, Gustavo Soares, Maxim Grechkin, Vu Le, Mark Marron, Oleksandr Polozov, Rishabh Singh, Benjamin G. Zorn, and Sumit Gulwani. 2015. User Interaction Models for Disambiguation in Programming by Example. In *Proceedings of the 28th Annual ACM Symposium on User Interface Software & Technology, UIST 2015, Charlotte, NC, USA, November 8-11, 2015*, Celine Latulipe, Bjoern Hartmann, and Tovi Grossman (Eds.). ACM, 291–301. <https://doi.org/10.1145/2807442.2807459>
 - [17] Minori Narita, Nolwenn Maudet, Yi Lu, and Takeo Igarashi. 2021. Data-centric disambiguation for data transformation with programming-by-example. In *IUI '21: 26th International Conference on Intelligent User Interfaces, College Station, TX, USA, April 13-17, 2021*, Tracy Hammond, Katrien Verbert, Dennis Parra, Bart P. Knijnenburg, John O'Donovan, and Paul Teale (Eds.). ACM, 454–463. <https://doi.org/10.1145/3397481.3450680>
 - [18] Yanik Ngoko, Christophe Cérin, and Denis Trystram. 2019. Solving Sat in a Distributed Cloud: A Portfolio Approach. *Int. J. Appl. Math. Comput. Sci.* 29, 2 (2019), 261–274. <https://doi.org/10.2478/amcs-2019-0019>
 - [19] Pedro Orvalho, Miguel Terra-Neves, Miguel Ventura, Ruben Martins, and Vasco Manquinho. 2019. Encodings for Enumeration-Based Program Synthesis. In *Principles and Practice of Constraint Programming (Lecture Notes in Computer Science)*, Thomas Schiex and Simon de Givry (Eds.). Springer International Publishing, Cham, 583–599. https://doi.org/10.1007/978-3-030-30048-7_34
 - [20] Pedro Orvalho, Miguel Terra-Neves, Miguel Ventura, Ruben Martins, and Vasco Manquinho. 2020. SQUARES: A SQL Synthesizer Using Query Reverse Engineering. *Proceedings of the VLDB Endowment* 13, 12 (Aug. 2020), 2853–2856. <https://doi.org/10.14778/3415478.3415492>
 - [21] Raghu Ramakrishnan and Johannes Gehrke. 2002. *Database Management Systems* (third ed.). McGraw-Hill, Inc., USA.
 - [22] Daniel Ramos, Jorge Pereira, Inês Lynce, Vasco M. Manquinho, and Ruben Martins. 2020. UNCHARTIT: An Interactive Framework for Program Recovery from Charts. In *35th IEEE/ACM International Conference on Automated Software Engineering, ASE 2020, Melbourne, Australia, September 21-25, 2020*. IEEE, 175–186. <https://doi.org/10.1145/3324884.3416613>
 - [23] Olivier Roussel. 2011. Controlling a Solver Execution with the Runsolver Tool: System Description. *Journal on Satisfiability, Boolean Modeling and Computation* 7, 4 (Nov. 2011), 139–144. <https://doi.org/10.3233/SAT190083>
 - [24] Tobias Schubert, Matthew Lewis, and Bernd Becker. 2005. PaMira - A Parallel SAT Solver with Knowledge Sharing. In *International Workshop on Microprocessor Test and Verification*. 29–36.
 - [25] Peng Shi, Patrick Ng, Zhiguo Wang, Henghui Zhu, Alexander Hanbo Li, Jun Wang, Cicero Nogueira dos Santos, and Bing Xiang. 2020. Learning Contextual Representations for Semantic Parsing with Generation-Augmented Pre-Training. *CoRR abs/2012.10309* (2020). arXiv:2012.10309 <https://arxiv.org/abs/2012.10309>
 - [26] Yuji Shinano, Stefan Heinz, Stefan Vigerske, and Michael Winkler. 2018. FiberSCIP - A Shared Memory Parallelization of SCIP. *INFORMS J. Comput.* 30, 1 (2018), 11–30. <https://doi.org/10.1287/ijoc.2017.0762>
 - [27] David Shriver, Sebastian G. Elbaum, and Kathryn T. Stolee. 2017. At the End of Synthesis: Narrowing Program Candidates. In *39th IEEE/ACM International Conference on Software Engineering: New Ideas and Emerging Technologies Results Track, ICSE-NIER 2017, Buenos Aires, Argentina, May 20-28, 2017*. IEEE Computer Society, 19–22. <https://doi.org/10.1109/ICSE-NIER.2017.7>
 - [28] Keita Takenouchi, Takashi Ishio, Joji Okada, and Yuji Sakata. 2020. PATSQL: Efficient Synthesis of SQL Queries from Example Tables with Quick Inference of Projected Columns. arXiv:2010.05807 [cs.SE]
 - [29] Quoc Trung Tran, Chee-Yong Chan, and Srinivasan Parthasarathy. 2009. Query by output. In *Proc. International Conference on Management of Data*. ACM, 535–548.
 - [30] Bailin Wang, Richard Shin, Xiaodong Liu, Oleksandr Polozov, and Matthew Richardson. 2020. RAT-SQL: Relation-Aware Schema Encoding and Linking for Text-to-SQL Parsers. In *Proceedings of the 58th Annual Meeting of the Association for Computational Linguistics, ACL 2020, Online, July 5-10, 2020*, Dan Jurafsky, Joyce Chai, Natalie Schluter, and Joel R. Tetreault (Eds.). Association for Computational Linguistics, 7567–7578. <https://doi.org/10.18653/v1/2020.acl-main.677>
 - [31] Chenglong Wang, Alvin Cheung, and Rastislav Bodik. 2017. Interactive Query Synthesis from Input-Output Examples. In *Proceedings of the 2017 ACM International Conference on Management of Data, SIGMOD Conference 2017, Chicago, IL, USA, May 14-19, 2017*, Semih Salihoglu, Wenchao Zhou, Rada Chirkova, Jun Yang, and Dan Suciu (Eds.). ACM, 1631–1634. <https://doi.org/10.1145/3035918.3058738>
 - [32] Chenglong Wang, Alvin Cheung, and Rastislav Bodik. 2017. Synthesizing Highly Expressive SQL Queries from Input-Output Examples. In *Proceedings of the 38th ACM SIGPLAN Conference on Programming Language Design and Implementation (PLDI 2017)*. ACM, New York, NY, USA, 452–466. <https://doi.org/10.1145/3062341.3062365>
 - [33] Navid Yaghmazadeh, Yuepeng Wang, Isil Dillig, and Thomas Dillig. 2017. SQLizer: Query Synthesis from Natural Language. *Proc. ACM Program. Lang.* 1, OOPSLA (Oct. 2017), 63:1–63:26. <https://doi.org/10.1145/3133887>
 - [34] Tao Yu, Chien-Sheng Wu, Xi Victoria Lin, Bailin Wang, Yi Chern Tan, Xinyi Yang, Dragomir R. Radev, Richard Socher, and Caiming Xiong. 2020. GraPPa: Grammar-Augmented Pre-Training for Table Semantic Parsing. *CoRR abs/2009.13845* (2020). arXiv:2009.13845 <https://arxiv.org/abs/2009.13845>
 - [35] Tao Yu, Rui Zhang, Kai Yang, Michihiro Yasunaga, Dongxu Wang, Zifan Li, James Ma, Irene Li, Qingning Yao, Shanelle Roman, Zilin Zhang, and Dragomir R. Radev. 2018. Spider: A Large-Scale Human-Labeled Dataset for Complex and Cross-Domain Semantic Parsing and Text-to-SQL Task. *CoRR abs/1809.08887* (2018). arXiv:1809.08887 <http://arxiv.org/abs/1809.08887>
 - [36] Sai Zhang and Yuyin Sun. 2013. Automatically synthesizing sql queries from input-output examples. In *Proc. International Conference on Automated Software Engineering*. IEEE, 224–234.
 - [37] Ruiqi Zhong, Tao Yu, and Dan Klein. 2020. Semantic Evaluation for Text-to-SQL with Distilled Test Suites. In *Proceedings of the 2020 Conference on Empirical Methods in Natural Language Processing, EMNLP 2020, Online, November 16-20, 2020*, Bonnie Webber, Trevor Cohn, Yulan He, and Yang Liu (Eds.). Association for Computational Linguistics, 396–411. <https://doi.org/10.18653/v1/2020.emnlp-main.29>
 - [38] Qi Zhou, Joy Arulraj, Shamkant B. Navathe, William Harris, and Dong Xu. 2019. Automated Verification of Query Equivalence Using Satisfiability Modulo Theories. *Proc. VLDB Endow.* 12, 11 (2019), 1276–1288. <https://doi.org/10.14778/3342263.3342267>