

Geometric singular perturbation analysis of the multiple-timescale Hodgkin-Huxley equations

Panagiotis Kaklamanos, Nikola Popović, and Kristian Uldall Kristiansen*

Abstract

We consider a non-dimensionalised version of the four-dimensional Hodgkin-Huxley equations [J. Rubin and M. Wechselberger, *Giant squid–hidden canard: the 3D geometry of the Hodgkin-Huxley model*, *Biological Cybernetics*, 97 (2007), pp. 5–32], and we present a novel and global three-dimensional reduction that is based on geometric singular perturbation theory (GSPT). We investigate the dynamics of the resulting reduced system in two parameter regimes in which the flow evolves on three distinct timescales. Specifically, we demonstrate that the system exhibits bifurcations of oscillatory dynamics and complex mixed-mode oscillations (MMOs), in accordance with the geometric mechanisms introduced in [P. Kaklamanos, N. Popović, and K. U. Kristiansen, *Bifurcations of mixed-mode oscillations in three-timescale systems: An extended prototypical example*, *Chaos: An Interdisciplinary Journal of Nonlinear Science*, 32 (2022), p. 013108], and we classify the various firing patterns in dependence of the external applied current. While such patterns have been documented in [S. Doi, S. Nabetani, and S. Kumagai, *Complex nonlinear dynamics of the Hodgkin-Huxley equations induced by time scale changes*, *Biological Cybernetics*, 85 (2001), pp. 51–64] for the multi-timescale Hodgkin-Huxley equations, we elucidate the geometry that underlies the transitions between them, which had not been previously emphasised.

1 Introduction

The Hodgkin-Huxley (HH) equations comprise a model that describes the generation of action potentials in the squid giant axon [7]. The particular importance of these equations is due to the fact that they constitute one of the most successful mathematical models for the quantitative description of biological phenomena, as the underlying formalism is directly applicable to many types of neurons and other cells [4, 8].

The three currents that the squid axon carries are the voltage-gated persistent potassium (K^+) current, the voltage-gated transient sodium (Na^+) current, and the Ohmic leak current, which are given by the expressions

$$I_{Na}(V, m, h) = g_{Na} (V - E_{Na}) m^3 h, \quad I_K(V, n) = g_K (V - E_K) n^4, \quad \text{and} \quad I_L(V) = g_L (V - E_L), \quad (1)$$

respectively; here, V denotes the membrane potential, in units of mV, and m and h are the activation and inactivation variables of the Na^+ ion channel, respectively, while n is the activation variable of the K^+ channel. The conductance density g_x and the Nernst potentials E_x ($x = Na, K, L$) are

*P. Kaklamanos and N. Popović: Maxwell Institute for Mathematical Sciences and School of Mathematics, University of Edinburgh; K. U. Kristiansen: Department of Applied Mathematics and Computer Science, Technical University of Denmark

given in units of mS/cm² and mV, respectively. With these definitions, the original HH equations [7, 4, 8] read

$$C\dot{V} = I - I_{Na}(V, m, h) - I_K(V, n) - I_L(V), \quad (2a)$$

$$\dot{m} = \frac{1}{\tau_m \hat{t}_m(V)} (m_\infty(V) - m), \quad (2b)$$

$$\dot{h} = \frac{1}{\tau_h \hat{t}_h(V)} (h_\infty(V) - h), \quad (2c)$$

$$\dot{n} = \frac{1}{\tau_n \hat{t}_n(V)} (n_\infty(V) - n), \quad (2d)$$

where C denotes the capacitance density, in units of $\mu\text{F}/\text{cm}^2$, and I is the applied current, in units of $\mu\text{A}/\text{cm}^2$. Moreover,

$$\hat{t}_x(V) = \frac{1}{\alpha_x(V) + \beta_x(V)} \quad \text{and} \quad x_\infty(V) = \frac{\alpha_x(V)}{\alpha_x(V) + \beta_x(V)}, \quad \text{with } x = m, h, n, \quad (3a)$$

where the functions $\alpha_x(V)$ and $\beta_x(V)$ are defined as

$$\begin{aligned} \alpha_m(V) &= \frac{(25 - V)/10}{e^{(25 - V)/10} - 1}, & \alpha_h(v) &= \frac{7}{100} e^{-V/20}, & \alpha_n(v) &= \frac{(10 - V)/100}{e^{(10 - V)/10} - 1} \\ \beta_m(V) &= 4e^{-V/18}, & \beta_h(v) &= \frac{1}{1 + e^{(30 - V)/10}}, & \text{and} & \beta_n(v) = \frac{1}{4} e^{-V/80} \end{aligned}$$

in the original form of (2). In [4], the parameters I , τ_m , τ_h , and τ_n are considered bifurcation parameters, while the values of the remaining parameters are fixed as

$$\begin{aligned} C &= 1 \mu\text{F}/\text{cm}^2, & g_{Na} &= 120 \text{ mS}/\text{cm}, & g_K &= 36 \text{ mS}/\text{cm}, & g_L &= 0.3 \text{ mS}/\text{cm}, \\ E_{Na} &= 115 \text{ mV}, & E_K &= -12 \text{ mV}, & \text{and} & E_L &= 10.599 \text{ mV}. \end{aligned}$$

When either τ_h or τ_n is large, it is demonstrated in [4] that the equations in (2) evolve on multiple timescales, which gives rise to mixed-mode oscillations (MMOs). MMOs are trajectories that consist of small-amplitude oscillations (SAOs) alternating with large-amplitude excursions (LAOs), as shown in Fig. 1 and Fig. 2. In the two-timescale context, mixed-mode dynamics has been described via the so-called “generalised canard mechanism” which is based on a combination of Fenichel’s geometric singular perturbation theory (GSPT) [5] and the desingularisation technique known as “blow-up” [12]. In that context, SAOs typically occur in the neighbourhood of folded singularities that are of folded node type [19, 1, 3]; trajectories that escape the vicinities of these folded singularities after undergoing SAOs are then reinjected by a suitable global return mechanism, giving rise to MMO trajectories. In the context of multi-scale systems with more than two scales, mixed-mode dynamics frequently arises due to the presence of folded singularities of folded saddle-node type [11, 13, 14] which give rise to complex and irregular MMO trajectories, as is also the case here. Thus, for instance, the MMO trajectories illustrated in panels (a) and (b) of Fig. 1 exhibit double epochs of SAOs, as their time series feature SAOs both “above” and “below”. In [10], geometric mechanisms were described that distinguish MMOs with double epochs of SAOs from those with single SAO epochs – as shown in panels (d) and (e) – as well as from relaxation oscillation in a general family of three-timescale systems; see panel (f). A further distinction can be made between the MMO trajectories with double epochs in panels (a) and (b) and the transitive mixed-mode dynamics observed in panel (c) in which SAO epochs above and below are separated

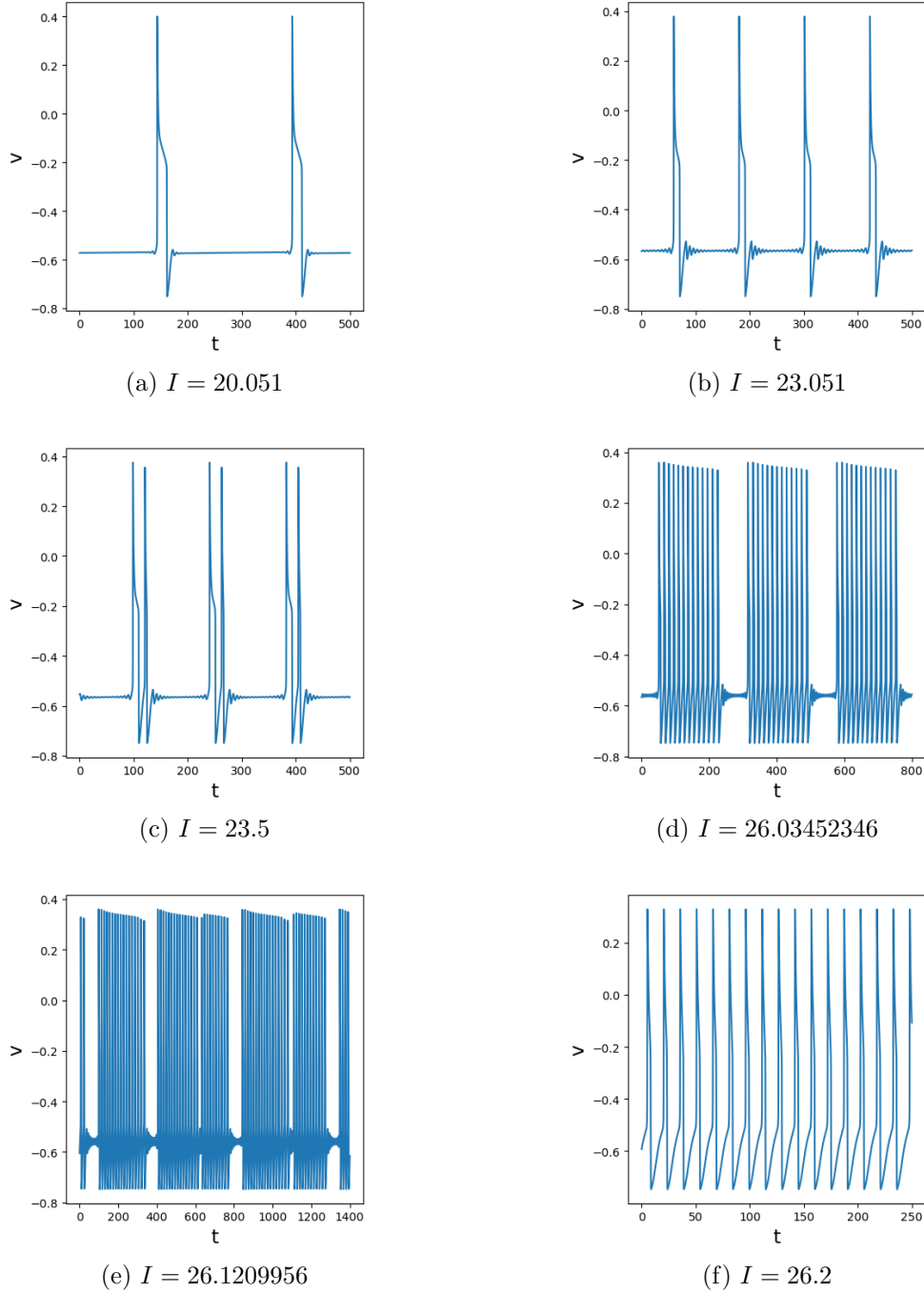


Figure 1: Time series of the v -variable in the dimensionless HH model, Equation (5), for $\varepsilon = 0.0083$, $\tau_h = 40$, and varying values of $I = k_v g_{Na} \bar{I}$: panels (a) and (b) illustrate MMO trajectories with double SAO epochs; panel (c) gives an example of a transitive, exotic MMO with double epochs of SAOs separated by LAOs; panels (d) and (e) show MMO trajectories with single SAO epochs. Finally, panel (f) displays relaxation oscillation. Qualitatively similar time series have been documented in [4, Figure 2]; the underlying geometric mechanisms in phase space that are responsible for the qualitative properties of the associated MMOs are described in Section 3.

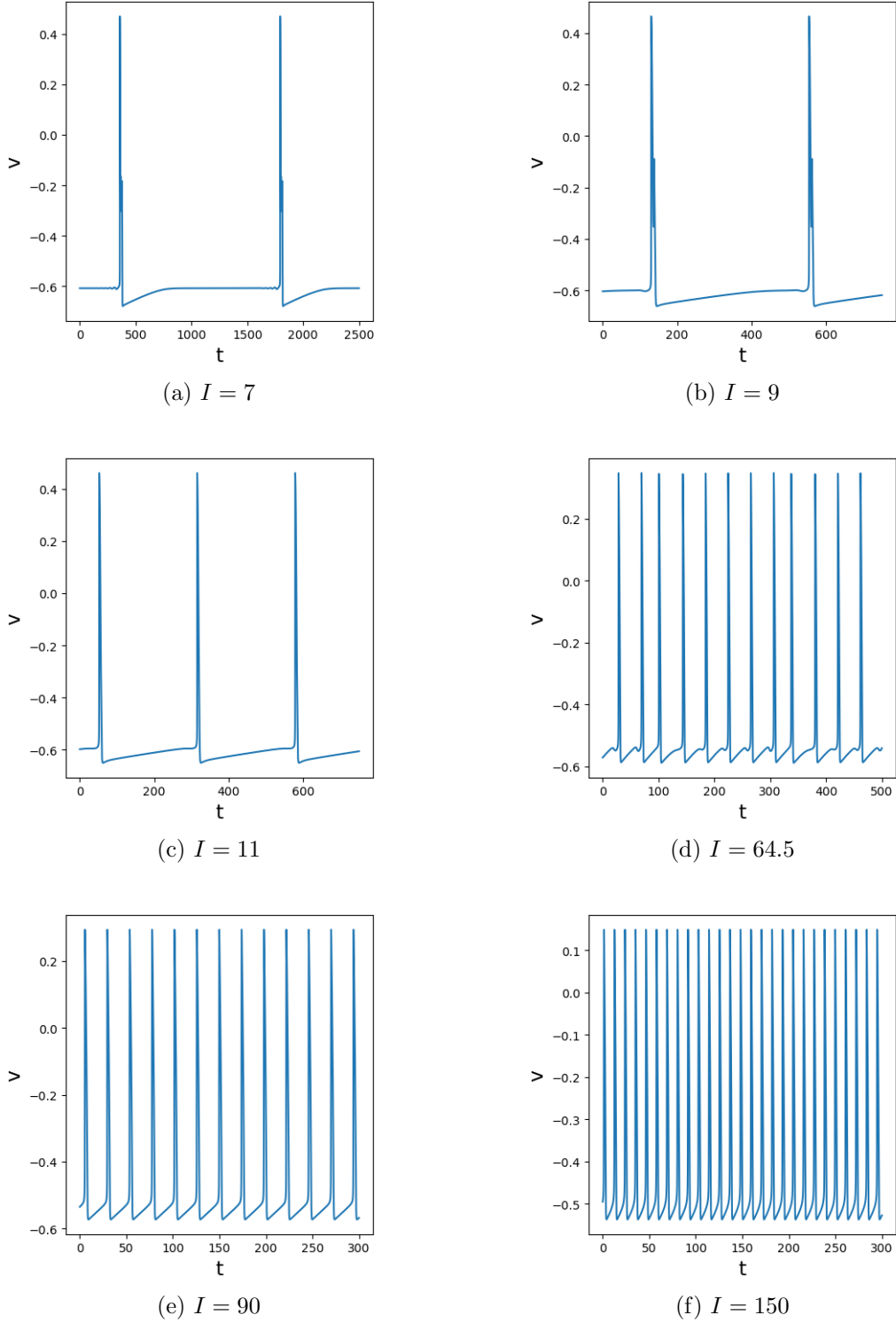


Figure 2: Time series of the v -variable in the dimensionless HH model, Equation (5), for $\varepsilon = 0.0083$, $\tau_n = 100$, and varying values of $I = k_v g_{Na} \bar{I}$: panels (a) and (b) illustrate MMO trajectories with double SAO epochs; panels (c) and (d) show MMO trajectories with single SAO epochs. Finally, panels (e) and (f) display relaxation oscillation of different amplitudes. The underlying geometric mechanisms in the phase space that are responsible for the qualitative properties of the associated MMOs are described in Section 4.

by LAOs; see Section 3 for details. While the above qualitative distinction was documented in [4], the mechanisms that are responsible for the transitions between the various firing patterns were not emphasised.

To our knowledge, the first attempt at studying the multi-timescale HH model, Equation (2), on the basis of GSPT was made by Rubin and Wechselberger [15, 16]. They applied the scaling

$$\begin{aligned} v &= \frac{V}{k_v}, \quad \tau = \frac{t}{k_t}, \quad \bar{I} = \frac{I}{k_v g_{Na}}, \\ \bar{E}_x &= \frac{E_x}{k_v}, \quad \text{and} \quad \bar{g}_x = \frac{g_x}{g_{Na}} \quad \text{for } x = Na, K, L, \end{aligned} \quad (4)$$

with $k_v = 100$ mV and $k_t = 1$ ms, and considered the following dimensionless version of Equation (2),

$$\epsilon \dot{v} = \bar{I} - (v - \bar{E}_{Na}) m^3 h - \bar{g}_K (v - \bar{E}_K) n^4 - \bar{g}_L (v - \bar{E}_L), \quad (5a)$$

$$\dot{m} = \frac{1}{\tau_m \hat{t}_m(v)} (m_\infty(v) - m), \quad (5b)$$

$$\dot{h} = \frac{1}{\tau_h \hat{t}_h(v)} (h_\infty(v) - h), \quad (5c)$$

$$\dot{n} = \frac{1}{\tau_n \hat{t}_n(v)} (n_\infty(v) - n), \quad (5d)$$

where

$$\epsilon = \frac{C}{k_t \cdot g_{Na}} \simeq 0.0083. \quad (6)$$

Here, the functions $\hat{t}_x(v)$ and $x_\infty(v)$ are defined as in (3a), with

$$\begin{aligned} \alpha_m(v) &= \frac{(v+40)/10}{1 - e^{-(v+40)/10}}, \quad \alpha_h(v) = \frac{7}{100} e^{-(v+65)/20}, \quad \alpha_n(v) = \frac{(v+55)/100}{1 - e^{-(v+55)/10}} \\ \beta_m(v) &= 4e^{-(v+65)/18}, \quad \beta_h(v) = \frac{1}{1 + e^{-(v+35)/10}}, \quad \text{and} \quad \beta_n(v) = \frac{1}{4} e^{-(v+65)/80}; \end{aligned}$$

in addition, the parameters in (5) now read

$$\begin{aligned} \bar{I} &= \frac{I}{k_u g_{Na}}, \quad \bar{g}_K = 0.3, \quad \bar{g}_L = 0.0025, \\ \bar{E}_{Na} &= 0.5, \quad \bar{E}_K = -0.77, \quad \text{and} \quad \bar{E}_L = -0.544. \end{aligned} \quad (7)$$

The dimensionless Equation (5) captures the different firing patterns that emerge in Equation (2) as I is varied, whereas the remaining parameters are fixed, as documented in [4] and illustrated in Fig. 1.

We note that, due to the non-dimensionalisation in (5) by Rubin and Wechselberger [15], the corresponding I -values differ from those in [4]; moreover, we remark that for ease of comparison and numerical convenience, Fig. 1 refers to I rather than to its rescaled counterpart \bar{I} in Equation (5).

Under the above assumptions, the parameter ϵ defined in (6) can be considered a small perturbation parameter. Moreover, the order of magnitude of the characteristic timescale $[\hat{t}_m(v)]^{-1}$ is larger than those of $[\hat{t}_h(v)]^{-1}$ and $[\hat{t}_n(v)]^{-1}$, as can be seen in Fig. 3.

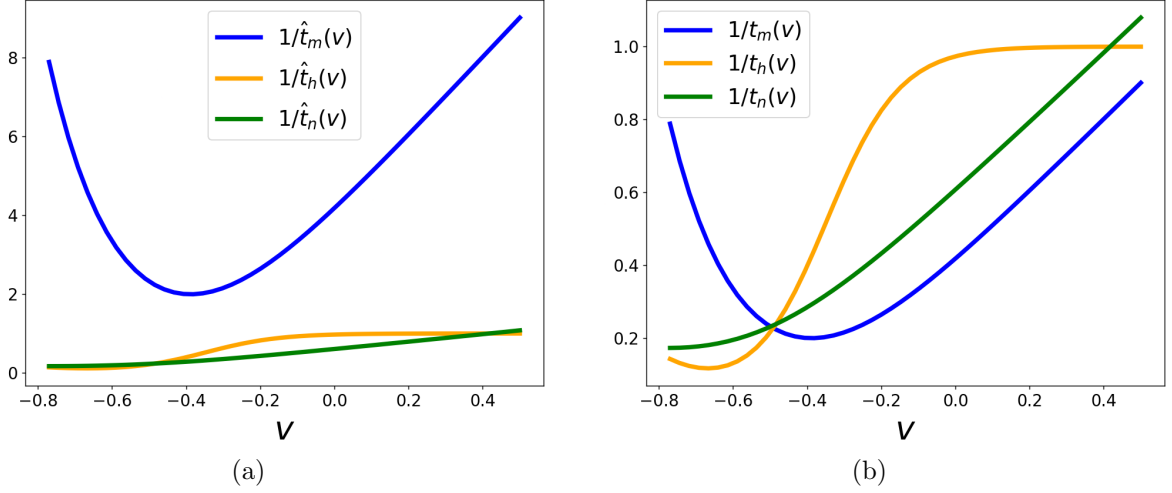


Figure 3: Characteristic timescales (a) $\hat{t}_x(v)^{-1}$ and (b) $t_x(v)^{-1}$ for $x = m, h, n$.

Following [15], we consider the rescaling

$$T_x = \max_{v \in (E_K, E_{Na})} \frac{1}{\hat{t}_x(v)} \quad \text{for } x = m, n, h, \quad (8)$$

and we define

$$t_x(v) := T_x \hat{t}_x(v). \quad (9)$$

Denoting further

$$V(v, m, h, n) := \bar{I} - (v - \bar{E}_{Na}) m^3 h - \bar{g}_K (v - \bar{E}_K) n^4 - \bar{g}_L (v - \bar{E}_L), \quad (10)$$

$$M(v, m) := \frac{m_\infty(v) - m}{t_m(v)}, \quad (11)$$

$$H(v, h) := \frac{h_\infty(v) - h}{t_h(v)}, \quad (12)$$

$$N(v, n) := \frac{n_\infty(v) - n}{t_n(v)}, \quad \text{and} \quad (13)$$

$$\delta_x := \frac{T_x}{\tau_x}, \quad \text{with } x = m, n, h, \quad (14)$$

one can write

$$\epsilon \dot{v} = V(v, m, h, n) \quad (15a)$$

$$\dot{m} = \delta_m M(v, m), \quad (15b)$$

$$\dot{h} = \delta_h H(v, h), \quad (15c)$$

$$\dot{n} = \delta_n N(v, n). \quad (15d)$$

In the following, we will suppress the dependence of the system in (15) on the parameter \bar{I} , and will only remark on it as required.

From Fig. 3, it is apparent that $T_m \simeq 10$, while $T_h \simeq T_n \simeq 1$. Based on this observation, in [15] it was assumed that $\delta_m^{-1} = \mathcal{O}(\epsilon)$; thus, (15) was written as

$$\epsilon \dot{v} = V(v, m, h, n), \quad (16a)$$

$$\epsilon \dot{m} = M(v, m), \quad (16b)$$

$$\dot{h} = \delta_h H(v, h), \quad (16c)$$

$$\dot{n} = \delta_n N(v, n), \quad (16d)$$

where (v, m) are the fast variables and (h, n) are the slow ones. On the basis of centre manifold theory, Rubin and Wechselberger [15] then derived the following three-dimensional reduction of (16),

$$\epsilon \dot{v} = \bar{I} - (v - \bar{E}_{Na}) m_\infty^3(v) h - \bar{g}_K (v - \bar{E}_K) n^4 - \bar{g}_L (v - \bar{E}_L) = V(v, m_\infty, h, n), \quad (17a)$$

$$\dot{h} = \delta_h H(v, h), \quad (17b)$$

$$\dot{n} = \delta_n N(v, n), \quad (17c)$$

where the variable m has been eliminated. However, in their analysis, they considered $0 < \epsilon \ll 1$ and $\delta_x = \mathcal{O}(1)$ ($x = m, h, n$). As a consequence, only MMO trajectories with single epochs of SAOs were documented in previous works [15, 16], in contrast to [4, Figure 2]; cf. panels (d), (e), and (f) of Fig. 1. As argued in [3], in the two-timescale case – where SAOs arise due to the presence of a folded node singularity [19] – the parameter regimes in which MMOs with double SAO epochs are apparent seem very narrow. By contrast, such MMOs become more prominent in a three-timescale context, which further attests to our claim that the physiologically relevant mixed-mode dynamics of the HH model, Equation (5), cannot be fully understood via a standard two-timescale analysis.

Remark 1. *The timescale separation at all levels can be controlled by merely varying the parameters τ_x ($x = m, h, n$) in (5) or, equivalently, by variation of δ_x in (15).*

In this work, we incorporate the assumption that the variable m is slower than v , but faster than h and n , in accordance with [15, Remark 1], which we formulate as follows:

Assumption 1. *We assume that*

$$\epsilon \ll \frac{1}{\delta_m}$$

in (15), and we define

$$\varepsilon := \frac{1}{\delta_m};$$

we then write

$$\epsilon = \gamma \varepsilon,$$

with $\epsilon, \gamma, \varepsilon$ positive and sufficiently small.

In particular, for $\epsilon \simeq 0.0083$ and $\delta_m \simeq 10$, we have $\varepsilon \simeq 0.1$ and $\gamma = 0.083$ which, crucially, will allow us to apply GSPT to derive a global three-dimensional reduction of Equation (5) of the form

$$\varepsilon \dot{v} = U(v, h, n; \gamma, \varepsilon, \delta_h, \delta_n), \quad \dot{h} = \delta_h H(v, h), \quad \dot{n} = \delta_n N(v, n); \quad (18)$$

see Theorem 1 in Section 2 below. The geometry of the reduction in (18) encodes the mechanisms that are responsible for the transitions between qualitatively different mixed-mode dynamics of the full system in (5), as documented in [4] and as illustrated in Fig. 1 and Fig. 2, in the presence of three distinct timescales.

Specifically, motivated by [4], we consider the two regimes where either h or n in Equation (18) is assumed to be evolving on the slowest timescale. In other words, we first take $\delta_h > 0$ to be small, with $\delta_n = \mathcal{O}(1)$; then, we consider the regime where $\delta_h = \mathcal{O}(1)$, with $\delta_n > 0$ small. We show that these two regimes are not fundamentally different in terms of their singular geometry and of the resulting mixed-mode dynamics. In particular, we demonstrate that, when h is taken to be the slowest variable, the geometric mechanisms introduced in [10] can reproduce the various firing patterns observed in (5), and the bifurcations between those, with the rescaled applied current \bar{I} the relevant bifurcation parameter. We explain the transition from MMOs with double epochs of SAOs to MMOs with single epochs of SAOs and then to relaxation oscillation, cf. Fig. 1 and Fig. 2, and we remark on the “exotic MMOs” that are observed during this transition; cf. Fig. 1.

The article is organised as follows. In Section 2, we present a novel, global geometric reduction of Equation (5) after elimination of the variable m . We relate the dynamics of the resulting, reduced three-dimensional slow-fast system, Equation (18), to that of Equation (15), as well as to the local centre manifold reduction proposed by Rubin and Wechselberger, Equation (17). We then consider the scenario where Equation (18) exhibits dynamics on three timescales, in which case the full system in (5) – or, equivalently, in (15) – exhibits dynamics on four timescales. In Section 3 and Section 4, the variables h and n are taken to be slow, respectively; we demonstrate that the geometric mechanisms proposed in [10] can explain bifurcations of MMOs that have been previously documented, but not emphasised in the context of GSPT, in the literature [4]. We conclude the article in Section 5 with a summary, and an outlook to future research. Finally, in Appendix A, we give a brief overview of SAO-generating mechanisms in a three-timescale context.

2 Global multi-timescale reduction

Rescaling time in (15) as $\sigma = t/\epsilon$, we obtain the “fast formulation”

$$v' = V(v, m, h, n), \quad (19a)$$

$$m' = \epsilon \delta_m M(v, m), \quad (19b)$$

$$h' = \epsilon \delta_h H(v, h), \quad (19c)$$

$$n' = \epsilon \delta_n N(v, n), \quad (19d)$$

where the prime denotes differentiation with respect to the new time σ . With Assumption 1, the system in (19) is then written as

$$v' = V(v, m, h, n), \quad (20a)$$

$$m' = \gamma M(v, m), \quad (20b)$$

$$h' = \gamma \epsilon \delta_h H(v, h), \quad (20c)$$

$$n' = \gamma \epsilon \delta_n N(v, n), \quad (20d)$$

We will restrict our analysis to a compact set $\mathcal{D} \subset (\bar{E}_K, \bar{E}_{Na}) \times (0, 1)^3$, as is also done in [15]. The constraint that $v \in (\bar{E}_K, \bar{E}_{Na})$ is a physiological one, set by the underlying Nernst potentials: when $v = E_K$ (respectively when $v = E_{Na}$), the corresponding current, denoted by \bar{I}_K (respectively

by \bar{I}_{Na}) is zero; see [8] for details. A mathematical interpretation of this restriction is given in Remark 2 below.

Equation (20) is singularly perturbed with respect to the small parameter γ and features three distinct timescales if $\delta_h, \delta_n = \mathcal{O}(1)$, with v the fast variable, m the slow one, and h and n the super-slow ones. The singular limit of $\gamma = 0$ gives the one-dimensional “layer problem” with respect to the fastest timescale,

$$v' = V(v, m, h, n), \quad (21a)$$

$$m' = 0, \quad (21b)$$

$$h' = 0, \quad (21c)$$

$$n' = 0; \quad (21d)$$

equilibria of (21a) define the three-dimensional critical manifold \mathcal{M}_1 as

$$V(v, m, h, n) = 0. \quad (22)$$

Since

$$\partial_v V(v, m, h, n) = -m^3 h - \bar{g}_K n^4 - \bar{g}_L < 0 \quad \text{for } (v, m, h, n) \in \mathcal{D}, \quad (23)$$

the manifold \mathcal{M}_1 is normally hyperbolic and attracting everywhere in \mathcal{D} . Let

$$\mu(v, h, n) := \left[\frac{\bar{I} - \bar{g}_K (v - \bar{E}_K) n^4 - \bar{g}_L (v - \bar{E}_L)}{(v - \bar{E}_{Na}) h} \right]^{\frac{1}{3}}; \quad (24)$$

then, by (22), \mathcal{M}_1 can be written as a graph of m over (v, h, n) , with

$$m = \mu(v, h, n).$$

Therefore, for $\gamma > 0$ sufficiently small, the dynamics of Equation (20) can be effectively reduced to a three-dimensional multi-timescale system, which constitutes our first main result in this work.

Theorem 1. *There exists γ_0 sufficiently small such that, for every $\gamma \in (0, \gamma_0)$, the HH equations in (20) admit a three-dimensional attracting slow manifold \mathcal{M}_γ that is diffeomorphic, and $\mathcal{O}(\gamma)$ -close to, \mathcal{M}_1 in the Hausdorff distance. The manifold \mathcal{M}_γ can be written as a graph $m = \mu(v, h, n) + \mathcal{O}(\gamma)$ and is locally invariant under the flow of*

$$v' = \frac{m_\infty(v) - \mu(v, h, n)}{t_m(v) \partial_v \mu(v, h, n)} - \varepsilon \delta_h H(v, h) \frac{\partial_h \mu(v, h, n)}{\partial_v \mu(v, h, n)} - \varepsilon \delta_n N(v, n) \frac{\partial_n \mu(v, h, n)}{\partial_v \mu(v, h, n)} + \mathcal{O}(\gamma) \quad (25a)$$

$$=: U(v, h, n; \gamma, \varepsilon, \delta_h, \delta_n),$$

$$h' = \varepsilon \delta_h H(v, h), \quad (25b)$$

$$n' = \varepsilon \delta_n N(v, n). \quad (25c)$$

Proof. The existence of \mathcal{M}_γ and its diffeomorphic relation to, and distance from, \mathcal{M}_1 follow from Fenichel’s First Theorem [5], since the critical manifold is normally hyperbolic everywhere in \mathcal{D} , by (22) and (23). In particular, \mathcal{M}_γ is given as a graph of m over (v, h, n) , with

$$m = \mu(v, h, n) + \gamma \mu_1(v, h, n; \gamma, \varepsilon), \quad (26)$$

which is smooth jointly in v, h, n, γ , and ε . The attractivity of \mathcal{M}_γ follows from Fenichel's Second Theorem [5], since, by (23), the critical manifold is attracting everywhere. (See also [6] for a concise outline of Fenichel's First and Second Theorems.)

Finally, Equation (25) for the flow on the slow manifold \mathcal{M}_γ is obtained as follows. Equations (25b) and (25c) follow immediately from (20), as the dynamics of h and n is independent of m . To derive (25a), we first differentiate (26) with respect to σ . Next, we substitute (20b), (20c), (20d), and (24) into the resulting expression and then solve for v' , collecting terms. \square

We remark that, for $\gamma = 0.083$ and $\bar{g}_L = 0.0025$, the latter may be considered negligible with regard to the existence and hyperbolicity of \mathcal{M}_1 ; for instance, the inequality in (23) would also hold for $\bar{g}_L = 0$ therein, by the definition of \mathcal{D} . Theorem 1 implies that, for γ positive and sufficiently small, the dynamics of the full, four-dimensional HH model, Equation (20), is captured by the three-dimensional reduction in (25), where we have eliminated the variable m via the graph representation in (26). We remark that (25) is a regular perturbation problem in γ in the slow formulation of GSPT; as the dynamics of (25) with $\gamma > 0$ sufficiently small is therefore qualitatively similar, and $\mathcal{O}(\gamma)$ -close, to that of $(25)_{\gamma=0}$, we will restrict to considering the limit of $\gamma = 0$ for simplicity. In the language of GSPT, we will hence approximate the slow flow on \mathcal{M}_γ by the reduced flow on \mathcal{M}_1 , where the former is a regular perturbation of the latter [5]:

$$v' = \frac{m_\infty(v) - \mu(v, h, n)}{t_m(v)\partial_v\mu(v, h, n)} - \varepsilon\delta_h H(v, h) \frac{\partial_h\mu(v, h, n)}{\partial_v\mu(v, h, n)} - \varepsilon\delta_n N(v, n) \frac{\partial_n\mu(v, h, n)}{\partial_v\mu(v, h, n)}, \quad (27a)$$

$$h' = \varepsilon\delta_h H(v, h), \quad (27b)$$

$$n' = \varepsilon\delta_n N(v, n). \quad (27c)$$

On the other hand, the systems in (25) and (27) are singular perturbation problems in standard form with respect to the parameter ε ; hence, their dynamics for $\varepsilon > 0$ sufficiently small can be studied via GSPT. Moreover, the $\mathcal{O}(\varepsilon)$ -terms in (25a) and (27a) contribute to local qualitative phenomena, which in turn affect the resulting global mixed-mode dynamics. These terms can therefore not be neglected in our analysis; see Appendix A and [10] for details.

The system in (27) is written in the fast formulation of GSPT; the corresponding layer problem is obtained by setting $\varepsilon = 0$ therein:

$$v' = \frac{m_\infty(v) - \mu(v, h, n)}{t_m(v)\partial_v\mu(v, h, n)}, \quad (28a)$$

$$h' = 0, \quad (28b)$$

$$n' = 0. \quad (28c)$$

The set of equilibria of (28) defines the two-dimensional critical manifold \mathcal{M}_2 as

$$m_\infty(v) - \mu(v, h, n) = 0, \quad (29)$$

which is equivalent to requiring that

$$V(v, m_\infty(v), h, n) = 0; \quad (30)$$

recall (10) for the definition of $V(v, m, h, n)$. We emphasise that Equation (27) and the centre manifold reduction in (17) that was introduced in [15] admit the same critical manifold \mathcal{M}_2 as is defined by (29) – or, equivalently, by (30). In other words, the algebraic constraint in (29) corresponds to the v -nullcline in (17a), recall (10); see [15] for details. However, although the factor

of $[\partial_v \mu(v, h, n)]^{-1}$ in (27a) is positive, there are qualitative differences in the dynamics of the two systems due to the terms of order $\mathcal{O}(\varepsilon)$ that occur in (35), as discussed in Appendix A.

The manifold \mathcal{M}_2 is normally hyperbolic everywhere except on $\mathcal{F}_{\mathcal{M}_1}$, where

$$\partial_v [V(v, m_\infty(v), h, n)] = 0. \quad (31)$$

For future reference, we note that

$$\partial_h [V(v, m_\infty(v), h, n)] = -(v - \bar{E}_{Na}) m_\infty^3(v) > 0 \quad \text{and} \quad (32a)$$

$$\partial_n [V(v, m_\infty(v), h, n)] = -4\bar{g}_K (v - \bar{E}_k) n^3 < 0 \quad (32b)$$

for $v \in (\bar{E}_K, \bar{E}_{Na})$, and we define

$$\nu(v, h) := \left[\frac{\bar{I} - (v - \bar{E}_{Na}) m_\infty^3(v) h - \bar{g}_L (v - \bar{E}_L)}{\bar{g}_K (v - \bar{E}_K)} \right]^{\frac{1}{4}} \quad \text{and} \quad (33)$$

$$\eta(v, n) := \frac{\bar{I} - \bar{g}_K (v - \bar{E}_K) n^4 - \bar{g}_L (v - \bar{E}_L)}{(v - \bar{E}_{Na}) m_\infty^3(v)} \quad (34)$$

by solving (30) for n and h , respectively. The manifold \mathcal{M}_2 can therefore be written globally either as a graph over (v, h) , with

$$n = \nu(v, h),$$

or as a graph over (v, n) , with

$$h = \eta(v, n).$$

Finally, a parametric expression for $\mathcal{F}_{\mathcal{M}_1}$ can be obtained from (33) or (50), by solving the system $\{(30), (31)\}$. Elementary calculation shows that $\mathcal{F}_{\mathcal{M}_2}$ is a U -shaped curve, which can be viewed as the tangential connection of two fold curves \mathcal{L}^\mp ; see Fig. 4. This tangential connection occurs at a point on $\mathcal{F}_{\mathcal{M}_2}$ where $\partial_v^2 [V(v, m_\infty(v), h, n)] = 0$.

It follows that the manifold \mathcal{M}_2 is separated by $\mathcal{F}_{\mathcal{M}_1}$ into a normally attracting portion \mathcal{S}^a , where $\partial_v [V(v, m_\infty(v), h, n)] < 0$, and a normally repelling portion \mathcal{S}^r , where $\partial_v [V(v, m_\infty(v), h, n)] > 0$; cf. again Fig. 4. We denote the normally hyperbolic submanifold of \mathcal{M}_1 by $\mathcal{S} = \mathcal{S}^a \cup \mathcal{S}^r$.

Remark 2. *It is also now apparent that the restriction to $v \in (\bar{E}_K, \bar{E}_{Na})$ mathematically stems from Equations (33) and (50), since the denominators in those expressions tend to zero when $v \rightarrow \bar{E}_{Na}$ or $v \rightarrow \bar{E}_K$, respectively. It is therefore apparent that the planes $\{v = \bar{E}_K\}$ and $\{v = \bar{E}_{Na}\}$ are vertical asymptotes of \mathcal{M}_2 . Strictly speaking, in order to be able to apply GSPT, we will in fact restrict our analysis to sufficiently large compact subsets of \mathcal{M}_2 .*

Rescaling time in (27) as $t = \varepsilon \sigma$ gives the slow formulation

$$\varepsilon \dot{v} = \frac{m_\infty(v) - \mu(v, h, n)}{t_m(v) \partial_v \mu(v, h, n)} - \varepsilon \delta_h H(v, h) \frac{\partial_h \mu(v, h, n)}{\partial_v \mu(v, h, n)} - \varepsilon \delta_n N(v, n) \frac{\partial_n \mu(v, h, n)}{\partial_v \mu(v, h, n)}, \quad (35a)$$

$$\dot{h} = \delta_h H(v, h), \quad (35b)$$

$$\dot{n} = \delta_n N(v, n). \quad (35c)$$

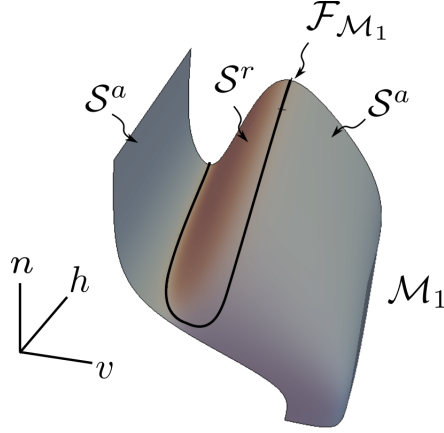


Figure 4: The critical manifold \mathcal{M}_1 of the three-dimensional reduction, Equation (25).

The reduced problem on \mathcal{M}_2 is obtained by setting $\varepsilon = 0$ in (35):

$$0 = \frac{m_\infty(v) - \mu(v, h, n)}{t_m(v) \partial_v \mu(v, h, n)}, \quad (36a)$$

$$\dot{h} = \delta_h H(v, h), \quad (36b)$$

$$\dot{n} = \delta_n N(v, n); \quad (36c)$$

then, with regard to the reduced flow on \mathcal{S} , we have the following result:

Proposition 1. *The reduced flow on \mathcal{S}^a is smoothly topologically equivalent to the flow of*

$$\dot{v} = \delta_h \partial_h [V(v, m_\infty(v), h, n)]|_{n=\nu(v, h)} H(v, h) + \delta_n \partial_n [V(v, m_\infty(v), h, n)]|_{n=\nu(v, h)} N(v, \nu(v, h)), \quad (37a)$$

$$\dot{h} = -\delta_h \partial_v [V(v, m_\infty(v), h, n)]|_{n=\nu(v, h)} H(v, h) \quad (37b)$$

and to that of

$$\dot{v} = \delta_h \partial_h [V(v, m_\infty(v), h, n)]|_{h=\eta(v, n)} H(v, \eta(v, n)) + \delta_n \partial_n [V(v, m_\infty(v), h, n)]|_{h=\eta(v, n)} N(v, n), \quad (38a)$$

$$\dot{n} = -\delta_n \partial_v [V(v, m_\infty(v), h, n)]|_{h=\eta(v, n)} N(v, n). \quad (38b)$$

Proof. Differentiating implicitly the algebraic constraint in (30) which defines \mathcal{M}_1 , we obtain

$$-\partial_v [V(v, m_\infty(v), h, n)] \dot{v} = \partial_h [V(v, m_\infty(v), h, n)] \dot{h} + \partial_n [V(v, m_\infty(v), h, n)] \dot{n}.$$

Making use of (25b) and (25c), together with (33), on \mathcal{M}_2 we obtain

$$\begin{aligned} -\partial_v [V(v, m_\infty(v), h, n)] \dot{v} &= \partial_h [V(v, m_\infty(v), h, n)]|_{n=\nu(v, h)} H(v, h) \\ &\quad + \delta_n \partial_n [V(v, m_\infty(v), h, n)]|_{n=\nu(v, h)} N(v, \nu(v, h)), \\ \dot{h} &= \delta_h H(v, h). \end{aligned}$$

Rescaling time in the above by a factor of $-(\partial_v [V(v, m_\infty(v), h, n)])^{-1}$, which preserves the direction of time on \mathcal{S}^a while reversing it on \mathcal{S}^r , we find (37), as claimed. The equivalence to (38) can be shown in a similar fashion. \square

We remark that, although (37) and (38) are equivalent on \mathcal{S}^a , the regime where h is taken to be the slowest variable in (35) is naturally studied in the context of (37), which becomes a two-dimensional slow-fast system in the standard form of GSPT in that regime, as will become apparent in Section 3. Similarly, the n -slow regime is conveniently studied in (38); cf. Section 4. (By contrast, if n is taken to be the slow variable in (37), respectively if h is taken to be the slow variable in (38), then the corresponding two-dimensional system is a slow-fast system in the non-standard form of GSPT [20].)

Naturally, and as is the case for (17) also, the slow-fast formulation in Equation (35) exhibits dynamics on two timescales when only ε is assumed to be small and $\delta_h, \delta_n = \mathcal{O}(1)$; correspondingly, there is then no separation of scales in the desingularised reduced flow in (37). In the following, we consider the two regimes where either $\tau_n = \mathcal{O}(1)$ and τ_h is large in (5) and, hence, δ_h is small in (35); or $\tau_h = \mathcal{O}(1)$ and τ_n is large and, hence, δ_n is small. The system in (35) then exhibits dynamics on three distinct timescales, with (37) corresponding to the formulation on the “intermediate” timescale. In the following, we will in turn investigate the resulting mixed-mode dynamics in those two regimes.

3 The h -slow regime

In this section, we consider the regime where the variable h is the slowest variable in (20), which is realised for $\delta_h > 0$ sufficiently small and $\delta_n = 1$, that is, when τ_h is large and $\tau_n = \mathcal{O}(1)$ in the original HH model, Equation (2). In that regime, the reduced problem (27) on \mathcal{M}_γ is a slow-fast system written in the standard form of GSPT which features similar geometric and dynamical properties to the extended prototypical example introduced in [10].

In particular, we will classify the mixed-mode dynamics of Equation (20) with $\gamma, \varepsilon, \delta_h > 0$ small in dependence of the (rescaled) applied current \bar{I} , by applying the analysis outlined in [10] to the three-dimensional reduction in (27). We will show that, in the parameter regime defined in (7), there exist values $0 < \bar{I}_h^- < \bar{I}_h^a < \bar{I}_h^r < \bar{I}_h^+$ of \bar{I} that distinguish between the various types of oscillatory dynamics in (20) for γ, ε , and δ_h positive and sufficiently small and $\delta_n = \mathcal{O}(1)$. The resulting classification is illustrated in Fig. 5, with the corresponding mixed-mode oscillatory dynamics as shown in Fig. 1. While such dynamics was previously documented in [4], the underlying geometric mechanisms that generate these various firing patterns, and the transitions between them, were not emphasised in the context of GSPT. Correspondingly, the \bar{I} -values for which these transitions occur were not identified.

As will become apparent through the discussion that follows, the values \bar{I}_h^- and \bar{I}_h^+ distinguish between oscillatory dynamics and steady-state behaviour. The value \bar{I}_h^a separates MMO trajectories with double epochs of SAOs from those with single epochs under the perturbed flow of (35), with ε and δ_h sufficiently small; see panels (a) and (b), as well as (d) and (e), of Fig. 1, respectively. We remark that transitive, complex mixed-mode patterns featuring double epochs of SAOs separated by LAOs are observed during the transition from MMOs with double SAO epochs to those with single epochs, i.e., for \bar{I} -values close to \bar{I}_h^a ; see Fig. 1(c). Moreover, there exists an \bar{I} -value \bar{I}_h^r which separates MMOs with single epochs of SAOs from relaxation oscillation; see Fig. 1(e) and (f), respectively.

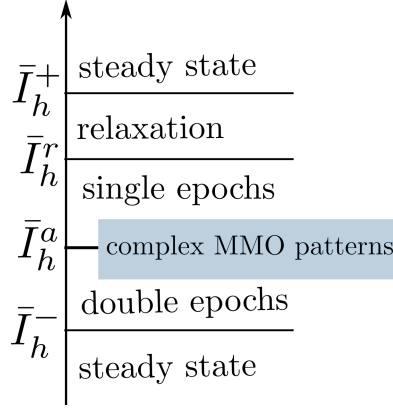


Figure 5: Bifurcation of mixed-mode oscillatory dynamics in dependence of the parameter \bar{I} in the h -slow regime, for ε and δ_h positive and sufficiently small in Equation (25).

3.1 Singular geometry

In the singular limit of $\varepsilon = 0$, with $\delta_h > 0$ sufficiently small and $\delta_n = 1$, the reduced flow in Equation (37) reads

$$\dot{v} = \partial_n [V(v, m_\infty(v), h, n)] \big|_{n=\nu(v, h)} N(v, \nu(v, h)) + \mathcal{O}(\delta_h), \quad (39a)$$

$$\dot{h} = -\delta_h \partial_v [V(v, m_\infty(v), h, n)] \big|_{n=\nu(v, h)} H(v, h) \quad (39b)$$

in the intermediate formulation, whereas on the slow time-scale $s_h = \delta_h t$, we can write

$$\delta_h \dot{v} = \partial_n [V(v, m_\infty(v), h, n)] \big|_{n=\nu(v, h)} N(v, \nu(v, h)) + \mathcal{O}(\delta_h), \quad (40a)$$

$$\dot{h} = -\partial_v [V(v, m_\infty(v), h, n)] \big|_{n=\nu(v, h)} H(v, h); \quad (40b)$$

hence, we obtain a slow-fast system in the standard form of GSPT [5].

Setting $\delta_h = 0$ in Equation (39) gives the one-dimensional layer problem

$$\dot{v} = \partial_n [V(v, m_\infty(v), h, n)] \big|_{n=\nu(v, h)} N(v, \nu(v, h)), \quad (41a)$$

$$\dot{h} = 0. \quad (41b)$$

Solutions of (41) correspond to *intermediate fibres* of (27) with h constant. Equilibria of (41a), which are given by

$$N(v, \nu(v, h)) = 0,$$

define the critical manifold \mathcal{M}_h , which is the subset of \mathcal{M}_2 that can be expressed as

$$n_\infty(v) - \nu(v, h) = 0; \quad (42)$$

recall (13) and (33). We reiterate that $\partial_n [V(v, m_\infty(v), h, n)] \neq 0$ by (32), and we remark that the algebraic constraint in (42) is equivalent to

$$V(v, m_\infty(v), h, n_\infty(v)) = 0, \quad (43)$$

where $V(v, m, h, n)$ is as defined in (10).

The manifold \mathcal{M}_h is normally hyperbolic on the set \mathcal{H} where

$$\partial_v [V(v, m_\infty(v), h, n_\infty(v))] \neq 0,$$

losing normal hyperbolicity on the set $\mathcal{F}_{\mathcal{M}_h} = \mathcal{M}_h \setminus \mathcal{H}$ where

$$\partial_v [V(v, m_\infty(v), h, n_\infty(v))] = 0. \quad (44)$$

Computations show that

$$\mathcal{F}_{\mathcal{M}_h} = \begin{cases} \{p_h^-, p_h^+\} & \text{for } \bar{I} < \bar{I}_h^p, \\ \emptyset & \text{for } \bar{I} > \bar{I}_h^p, \end{cases}$$

where

$$\bar{I}_h^p \simeq \frac{120}{k_v g_{Na}}; \quad (45)$$

cf. Fig. 6 and Fig. 8. When \mathcal{M}_h admits two fold points p_h^\mp , these separate the normally hyperbolic portion \mathcal{H} of \mathcal{M}_h into two outer branches \mathcal{H}^\mp , whereon $\partial_v [V(v, m_\infty(v), h, n_\infty(v))] < 0$, and a middle branch \mathcal{H}^r , whereon $\partial_v [V(v, m_\infty(v), h, n_\infty(v))] > 0$; see Fig. 9.

Away from the tangential intersection of \mathcal{L}^\mp , \mathcal{S} can be decomposed into two attracting sheets \mathcal{S}^{a^\mp} that are separated by a repelling sheet \mathcal{S}^r , as shown in Fig. 6. Computations show that the points p_h^\mp , when they exist, lie on \mathcal{S}^r . In terms of the desingularised flow in (39), the subsets $\mathcal{H}^\mp \cap \mathcal{S}^{a^\mp}$ are characterised as stable, while the branches $\mathcal{H}^\mp \cap \mathcal{S}^r$ are characterised as unstable; see [10] for a detailed discussion in the context of a prototypical three-timescale system with similar geometric properties.

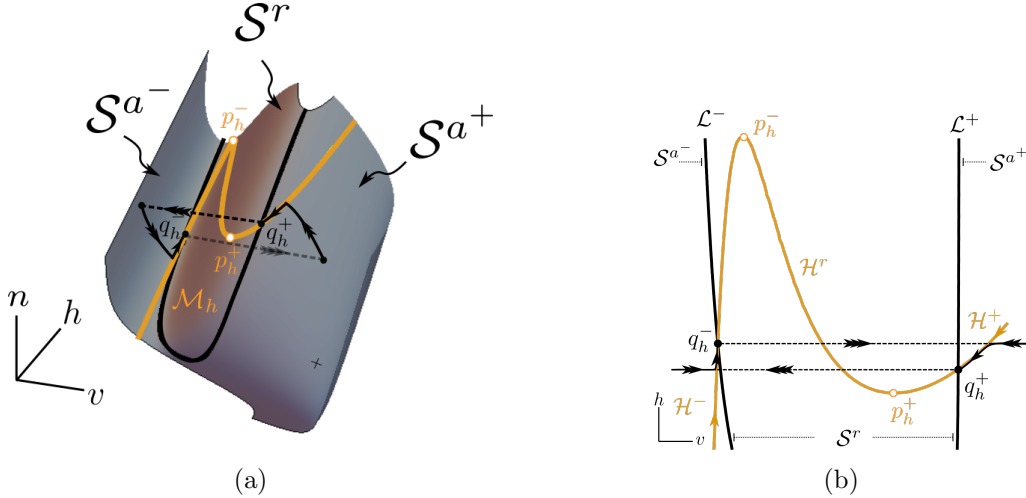


Figure 6: Singular geometry of (27) for $\bar{I} = 20/(k_v g_{Na})$. (a) In the double singular limit of $\varepsilon = 0 = \delta_h$ in (27), the manifold \mathcal{H} consists of two outer branches \mathcal{H}^\mp which are attracting in \mathcal{S}^{a^\mp} , and separated by a repelling branch \mathcal{H}^r . The folded singularities p_h^\mp of (27) lie on \mathcal{S}^r ; the flow on $\mathcal{H}^\mp \cap \mathcal{S}^{a^\mp}$ is directed towards q_h^\mp . (b) Singular cycles are obtained by concatenating fast, intermediate, and slow segments of (27a) $_{\varepsilon=0}$, (41a), and (47), respectively.

In the double singular limit of $\varepsilon = 0 = \delta_h$, the *folded singularities* $Q_h = \{q_h^-, q_h^+\}$ [17] of (25) are given by

$$q_h^\mp = \mathcal{M}_h \cap \mathcal{L}^\mp;$$

see Fig. 9. In the following, we will denote these singularities in coordinate form as

$$q_h^\mp = \left(v_{q_h}^\mp, h_{q_h}^\mp, n_{q_h}^\mp \right);$$

the above coordinates are obtained by solving (29), (30), and (43).

Remark 3. We emphasise that the properties of all geometric objects defined above – i.e., of \mathcal{M}_h , $\mathcal{F}_{\mathcal{M}_h}$, and Q_h – are dependent on the parameter I or, rather, on its rescaled counterpart \bar{I} .

Remark 4. We remark that considering the reduced flow in (38) on \mathcal{S}^a , instead of (37) with $\delta_h > 0$ small, gives a slow-fast system in the non-standard form of GSPT; cf. Fig. 7 and see [9, 20] for details.

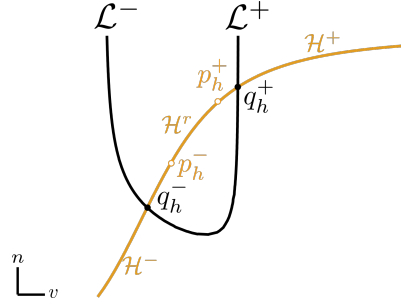


Figure 7: Critical manifold \mathcal{M}_h in (38) with $\delta_h > 0$ small, which is a slow-fast system in the non-standard form of GSPT.

Next, setting $\delta_h = 0$ in the slow formulation, Equation (40), we obtain the one-dimensional reduced flow on \mathcal{M}_h :

$$0 = \partial_n [V(v, m_\infty(v), h, n)]|_{n=\nu(v, h)} N(v, \nu(v, h)), \quad (46a)$$

$$\dot{h} = -\partial_v [V(v, m_\infty(v), h, n)]|_{n=\nu(v, h)} H(v, h). \quad (46b)$$

Differentiating the algebraic constraint in (43) implicitly, via

$$-\partial_v [V(v, m_\infty(v), h, n_\infty(v))] \dot{v} = \partial_h [V(v, m_\infty(v), h, n_\infty(v))] \dot{h},$$

and using (46b) and (50), we find the following expression for the reduced flow on \mathcal{H}^\mp :

$$\dot{v} = \frac{\partial_v [V(v, m_\infty(v), h, n)] \partial_h [V(v, m_\infty(v), h, n_\infty(v))]}{\partial_v [V(v, m_\infty(v), h, n_\infty(v))]} \Big|_{\{h=\eta(v, n), n=n_\infty(v)\}} H(v, \eta(v, n)). \quad (47)$$

When a true equilibrium exists in \mathcal{S}^r , the reduced flow on \mathcal{H}^\mp is directed towards q_h^\mp , respectively; cf. Fig. 6 and Fig. 8. The resulting singular geometry is summarised in Fig. 6. Combining orbit segments from the layer flow of Equation (27a) $_{\varepsilon=0}$, the intermediate fibres of (41a) on \mathcal{M}_2 , and the reduced dynamics of (47) on \mathcal{M}_h , one can construct *singular* or *candidate trajectories*; closed singular trajectories are called *singular cycles*.

We emphasise that, according to the above, Equation (27), with h the slow variable, has the following properties, in analogy to those of the three-timescale extended prototypical example introduced in [10] when no stable equilibrium of (36) exists on \mathcal{S}^a , namely:

- P1. The critical manifold \mathcal{M}_2 is S -shaped away from the tangential connection of \mathcal{L}^\mp , with two attracting sheets $\mathcal{S}^{a\mp}$ separated by a repelling sheet \mathcal{S}^r .

- P2. The manifold \mathcal{M}_h is S -shaped, with two attracting branches \mathcal{H}^\mp separated by a repelling branch \mathcal{H}^r ; moreover, the fold points of \mathcal{M}_h lie on the repelling sheet \mathcal{S}^r .
- P3. The reduced flow on \mathcal{H}^\mp is directed towards q_h^\mp , respectively.

Correspondingly, we will conclude that the global mixed-mode dynamics of the three-timescale Hodgkin-Huxley model, Equation (20), is fundamentally not very different to that of the three-timescale prototypical system studied in [10]; in the following, we will show how the various, qualitatively different firing patterns illustrated in Fig. 1 can be explained by the mechanisms described therein, resulting in the \bar{I} -dependent classification of Fig. 5.

3.2 Perturbed dynamics and MMOs

By standard GSPT [5] and according to [10], there exist invariant manifolds $\mathcal{S}_{\varepsilon\delta_h}^a$ and $\mathcal{S}_{\varepsilon\delta_h}^r$ that are diffeomorphic to their unperturbed, normally hyperbolic counterparts \mathcal{S}^a and \mathcal{S}^r , respectively, and that lie $\mathcal{O}(\varepsilon + \delta_h)$ -close to them in the Hausdorff distance, for ε and δ_h positive and sufficiently small. The perturbed manifolds $\mathcal{S}_{\varepsilon\delta_h}^a$ and $\mathcal{S}_{\varepsilon\delta_h}^r$ are locally invariant under the flow of (27). Moreover, for ε and δ_h sufficiently small, there exist invariant manifolds $\mathcal{H}_{\varepsilon\delta_h}^\mp$ and $\mathcal{H}_{\varepsilon\delta_h}^r$ that are diffeomorphic, and $\mathcal{O}(\delta_h)$ -close in the Hausdorff distance, to their unperturbed, normally hyperbolic counterparts \mathcal{H}^\mp and \mathcal{H}^r , respectively. The perturbed branches $\mathcal{H}_{\varepsilon\delta_h}^\mp$ and $\mathcal{H}_{\varepsilon\delta_h}^r$ are again locally invariant under the flow of (27).

Away from the tangential connection between \mathcal{L}^\mp , a trajectory initiated in a point $(v, h, n) \in \mathcal{S}_{\varepsilon\delta_h}^a$ will follow the intermediate flow thereon until it is either attracted to $\mathcal{H}_{\varepsilon\delta_h}^\mp$ or until it reaches the vicinity of the fold curve \mathcal{L}^\mp . If trajectories reach the vicinity of \mathcal{L}^\mp away from the folded singularities q_h^\mp , they “jump” to the opposite attracting sheet $\mathcal{S}_{\varepsilon\delta_h}^\pm$ following the fast flow of (27a); see [19, 17]. On the other hand, if trajectories are attracted to appropriate subregions of $\mathcal{H}_{\varepsilon\delta_h}^\mp$ or to the vicinity of q_h^\mp , they undergo SAOs; details can be found in [10]. We include a brief discussion of SAO-generating mechanisms, as well as a comparison between (17) and (25) in that regard, in Appendix A.

Therefore, orbits for the perturbed flow of Equation (25), with ε and δ_h positive and sufficiently small, can be constructed by combining perturbations of fast, intermediate, and slow segments of singular trajectories. In [10], we showed that the qualitative characteristics of the resulting MMO trajectories will depend on the properties of the flow on $\mathcal{S}_{\varepsilon\delta_h}^a$ and $\mathcal{H}_{\varepsilon\delta_h}^\mp$, as well as on the location of the folded singularities q_h^\mp relative to each other.

In the following, we demonstrate how the various \bar{I} -values that distinguish between qualitatively different firing patterns in Equation (27) with $\varepsilon, \delta_h > 0$ small, as shown in Fig. 5, are obtained.

3.3 Onset and cessation of oscillatory dynamics

In the singular limit of $\varepsilon = 0 = \delta_h$ in (27), the reduced flow on \mathcal{H} , as defined in Equation (47), has a stable equilibrium point on \mathcal{S}^r for $\bar{I} \in (\bar{I}_h^-, \bar{I}_h^+)$, where we numerically obtain

$$\bar{I}_h^- \simeq \frac{4.8}{k_v g_{Na}} \quad \text{and} \quad \bar{I}_h^+ \simeq \frac{280}{k_v g_{Na}}; \quad (48)$$

cf. Fig. 8. Moreover, we observe that $\bar{I}_h^- < \bar{I}_h^p < \bar{I}_h^+$; recall (45). Therefore, the reduced flow in (47) has a stable equilibrium point on \mathcal{H}^- for $\bar{I} < \bar{I}_h^-$, and on the unique normally hyperbolic branch \mathcal{H} for $\bar{I} > \bar{I}_h^+$, see again Fig. 8; correspondingly, that equilibrium crosses \mathcal{L}^- for both $\bar{I} = \bar{I}_h^-$ and $\bar{I} = \bar{I}_h^+$.

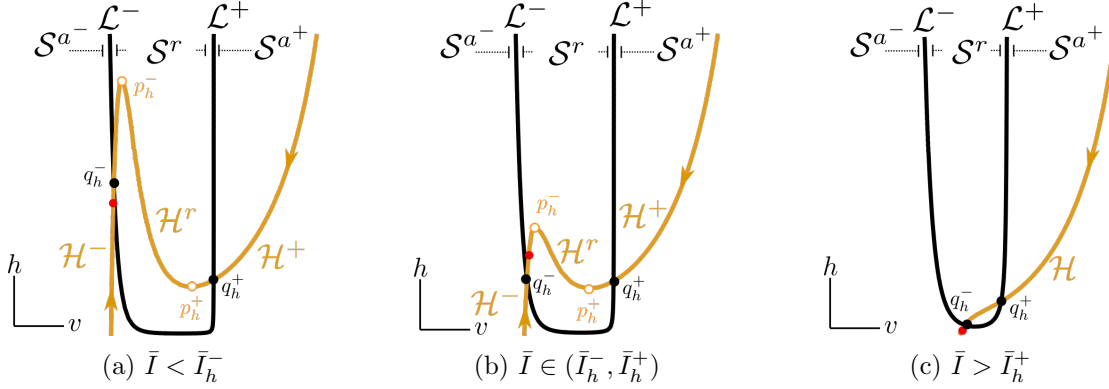


Figure 8: A stable equilibrium of the reduced flow in (47) (red dot) lies in the attracting portion \mathcal{S}^a of \mathcal{M}_2 for $\bar{I} < \bar{I}_h^-$ and $\bar{I} > \bar{I}_h^+$, as seen in panels (a) and (c), respectively, and in the repelling portion \mathcal{S}^r for $\bar{I} \in (\bar{I}_h^-, \bar{I}_h^+)$; cf. panel (b). As \bar{I} increases, the distance between \mathcal{L}^- and \mathcal{L}^+ decreases, with the leftmost branch of \mathcal{H} “moving downward”. For $\bar{I} > \bar{I}_h^+$, the manifold \mathcal{M}_h has no fold points; it then consists of a unique branch \mathcal{H} which is normally hyperbolic and attracting on \mathcal{S}^a and normally hyperbolic and repelling on \mathcal{S}^r .

From the properties of the singular geometry and Assumptions P1 through P3 above, it follows that, for $\bar{I} \in (\bar{I}_h^-, \bar{I}_h^+)$ and away from the tangential connection of \mathcal{L}^\mp , the geometry of Equation (27) is similar to that of the prototypical system introduced in [10]. For $\varepsilon, \delta_h > 0$ sufficiently small, the reduced three-dimensional system in (27) undergoes Hopf bifurcations for \bar{I} -values that are $\mathcal{O}(\varepsilon, \delta_h)$ -close to \bar{I}_h^\mp , which implies that the “full” four-dimensional system, Equation (20), undergoes Hopf bifurcations for \bar{I} -values that are $\mathcal{O}(\gamma, \varepsilon, \delta_h)$ -close to \bar{I}_h^\mp . The Hopf bifurcation near \bar{I}_h^- is subcritical, while the one close to \bar{I}_h^+ is supercritical, as is also found in [4, 15]. It then follows that, for fixed $\bar{I} \in (\bar{I}_h^-, \bar{I}_h^+)$, there exist $\gamma, \varepsilon, \delta_h > 0$ sufficiently small such that Equation (27) – and, by extension, Equation (20) – features global mixed-mode dynamics. By numerical sweeping, we find that for $\gamma = 0.083$, $\varepsilon = 0.1$, $\delta_h = 0.025$, and $\delta_n = 1$, with the values of the remaining parameters as in (7), the onset of oscillatory dynamics in (20) occurs at approximately $\bar{I} \simeq 8.1/(k_v g_{Na})$, while the cessation of oscillatory dynamics is observed at approximately $\bar{I} \simeq 272/(k_v g_{Na})$; these values are close to \bar{I}_h^- and \bar{I}_h^+ , respectively, as expected.

We emphasise that, since the singular geometry of (27) is dependent on \bar{I} , by Remark 3 and as shown in Fig. 8, MMO trajectories with different qualitative properties will be realised for different values of $\bar{I} \in (\bar{I}_h^-, \bar{I}_h^+)$; we remark on these, and on the transitions between them, in the following. We further emphasise that the global mixed-mode dynamics of (27) is determined by the position of q_h^\mp relative to each other, and that the qualitative properties of that dynamics are not affected by the fold points p_h^\mp being destroyed as \bar{I} increases.

3.4 Double SAO epochs

At the beginning of this section, we introduced the notion of singular cycles, and we showed a particular example in Fig. 6. However, the configuration of the singular cycle illustrated therein is not the only possible one. Namely, depending on the location of the folded singularities q_h^\mp relative to each other, singular cycles can pass through only one or through both of them, as shown in Fig. 9; by Remark 3, the corresponding geometry depends on the parameter \bar{I} . We characterise the pair of folded singularities q_h^\mp based on whether they are “connected” by singular cycles or not, by slightly rephrasing the corresponding definition in [10], as follows.

Definition 1 ([10]).

1. The folded singularities q_h^\mp are “orbitally connected” if they are contained in the same singular cycle, with the latter containing two slow segments, one on \mathcal{H}^- and one on \mathcal{H}^+ , i.e., if $h_{q_h^-} > h_{q_h^+}$; cf. Fig. 9(a).
2. The folded singularities q_h^\mp are “orbitally remote” if a singular cycle that passes through q_h^- does not pass through q_h^+ , i.e., if $h_{q_h^-} < h_{q_h^+}$; cf. Fig. 9(c).
3. The folded singularities q_h^\mp are “orbitally aligned” if they are neither orbitally remote nor orbitally connected, i.e., if $h_{q_h^-} = h_{q_h^+}$; cf. Fig. 9(b).

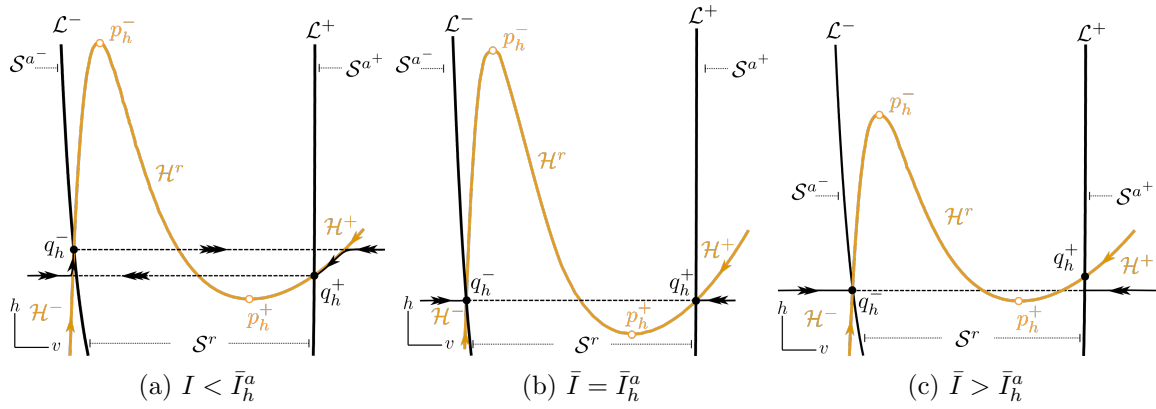


Figure 9: Orbital connection, or lack thereof, in the limit of $\varepsilon = 0 = \delta_h$, in accordance with Definition 1. (a) For $\bar{I} < \bar{I}_h^a$, the folded singularities q_h^\mp are orbitally connected, in the sense that there exists a singular cycle that passes through both of them and that also contains slow segments on both \mathcal{H}^\mp . (c) For $\bar{I} > \bar{I}_h^a$, q_h^\mp are orbitally remote, in that a singular cycle that passes through one of the folded singularities does not pass through the other. (b) For $\bar{I} = \bar{I}_h^a$, q_h^\mp are orbitally aligned, in that there exists a singular cycle that passes through both of them but that contains no slow segments on either \mathcal{H}^\mp for $\varepsilon = 0 = \delta_h$.

Due to the \bar{I} -dependence of the location of q_h^\mp , the classification in Definition 1 hence encodes the position of the folded singularities q_h^\mp relative to one another in dependence of the rescaled applied current \bar{I} . It follows that, in the parameter regime given by (7), there exists a unique value \bar{I}_h^a such that the singularities q_h^- and q_h^+ are orbitally aligned. Numerically, that value is approximately found to equal

$$\bar{I}_h^a \simeq \frac{26.49}{k_v g_{Na}};$$

recall (7). Correspondingly, the folded singularities q_h^\mp are orbitally connected for $\bar{I} < \bar{I}_h^a$ and orbitally remote for $\bar{I} > \bar{I}_h^a$. We have the following result:

Proposition 2. Fix $\bar{I} \in (\bar{I}_h^-, \bar{I}_h^a)$ and let $\delta_n = 1$. Then, there exist γ_0, ε_0 , and δ_0 positive and sufficiently small such that the HH equations in (20) feature MMOs with double epochs of perturbed slow dynamics for all $(\gamma, \varepsilon, \delta_h) \in (0, \gamma_0) \times (0, \varepsilon_0) \times (0, \delta_0)$.

Proof. By Theorem 1, there exists γ_0 sufficiently small such that, for $\gamma \in (0, \gamma_0)$, the dynamics of (20) near its attracting slow manifold \mathcal{M}_γ is captured by the dynamics of (27). Given Assumptions P1 through P3, the proof that, for every fixed $\bar{I} \in (\bar{I}_h^-, \bar{I}_h^a)$ – i.e., when the folded singularities q_h^\mp are orbitally connected – there exist $\varepsilon_0, \delta_0 > 0$ sufficiently small such that the reduced three-dimensional system in (27) exhibits MMOs with double epochs of perturbed slow dynamics for all $(\varepsilon, \delta_h) \in (0, \varepsilon_0) \times (0, \delta_0)$, is similar to the proof of [10, Theorem 1]. (Qualitatively, the statement follows from the fact that trajectories of (27) are attracted to the vicinity of both \mathcal{H}^\mp for $\varepsilon, \delta_h > 0$ sufficiently small, and that they therefore feature double epochs of perturbed slow dynamics; cf. Fig. 6 and panels (a) and (b) of Fig. 1.) \square

Proposition 2 states that for every fixed $\bar{I} \in (\bar{I}_h^-, \bar{I}_h^a)$, there exist $\gamma, \varepsilon, \delta_h > 0$ sufficiently small such that Equation (27) – and, by extension, Equation (20) – exhibits MMOs with double epochs of perturbed slow dynamics. Conversely, for fixed $\varepsilon, \delta_h > 0$ sufficiently small, (27) admits MMOs with double epochs of perturbed slow dynamics for $\bar{I} \in (\bar{I}_h^- + \mathcal{O}(\varepsilon, \delta_h), \bar{I}_h^a + \mathcal{O}(\varepsilon, \delta_h))$; by extension, for $\gamma, \varepsilon, \delta_h > 0$ sufficiently small, the mixed-mode dynamics of the full four-dimensional system in (20) is characterised by double epochs of perturbed slow dynamics for $\bar{I} \in (\bar{I}_q^- + \mathcal{O}(\gamma, \varepsilon, \delta_h), \bar{I}_h^a + \mathcal{O}(\gamma, \varepsilon, \delta_h))$; cf. panels (a) and (b) of Fig. 1 and Fig. 10

By numerical sweeping, we find that for $\gamma = 0.083$, $\varepsilon = 0.1$, and $\delta_h = 0.025$, with the values of the remaining parameters as in (7), (20) features MMOs with double epochs of perturbed slow dynamics without LAOs between them, as illustrated in panels (a) and (b) of Fig. 1, until approximately $\bar{I} \simeq 23.09/(k_v g_{Na})$, which is close to \bar{I}_h^a . We elaborate on the transitive behaviour seen in panel (c) of Fig. 1 and Fig. 10, as well as on the transition from single epochs of SAOs to relaxation oscillation, in the remainder of this section.

3.5 Transitive, “exotic” MMOs

In [10], it is clearly stated that MMO trajectories of (27) with $\varepsilon, \delta_h > 0$ small are not, strictly speaking, perturbations of individual singular cycles; therefore, other (and more complicated) phenomena might occur in dependence of the values of ε and δ_h in (20) and (27). In particular, during the transition from MMOs with double epochs of SAOs to single-epoch MMOs, i.e., for \bar{I} -values close to the value \bar{I}_h^a for which the folded singularities q_h^\mp are orbitally aligned, Equation (27) exhibits transitive mixed-mode dynamics upon variation of \bar{I} in which SAO epochs “above” and “below” are separated by LAOs, as illustrated in Fig. 1(c). This type of dynamics is due to the fact that for these particular values of \bar{I} and δ_h , the folded singularities q_h^\mp are remote and sufficiently away from each other in the slow h -direction such that:

1. trajectories that jump away from $\mathcal{H}_{\varepsilon\delta_h}^-$ are attracted to $\mathcal{H}_{\varepsilon\delta_h}^+$ after their first jump, whereon they follow the slow flow and SAOs above occur;
2. trajectories that jump away from $\mathcal{H}_{\varepsilon\delta_h}^+$ might reach \mathcal{L}^- after an excursion instead of being attracted to $\mathcal{H}_{\varepsilon\delta_h}^-$. Therefore, a number of relaxation-type segments can occur before the trajectory is attracted to $\mathcal{H}_{\varepsilon\delta_h}^-$ and undergoes SAOs below; see Fig. 1 and Fig. 10(c).

We remark that the above is not surprising, as it is explicitly stated in [10] that for a fixed “remote” geometry in (27), one can find ε and δ_h sufficiently small such that MMOs with single epochs of perturbed slow dynamics occur. In our example here, ε and δ_h are fixed and \bar{I} is varied, which means that a geometric configuration arises which allows for the phenomenon described above to occur, i.e., when ε and δ_h are not sufficiently small in relation to these values of \bar{I} , in spite of the folded singularities q_h^\mp being remote.

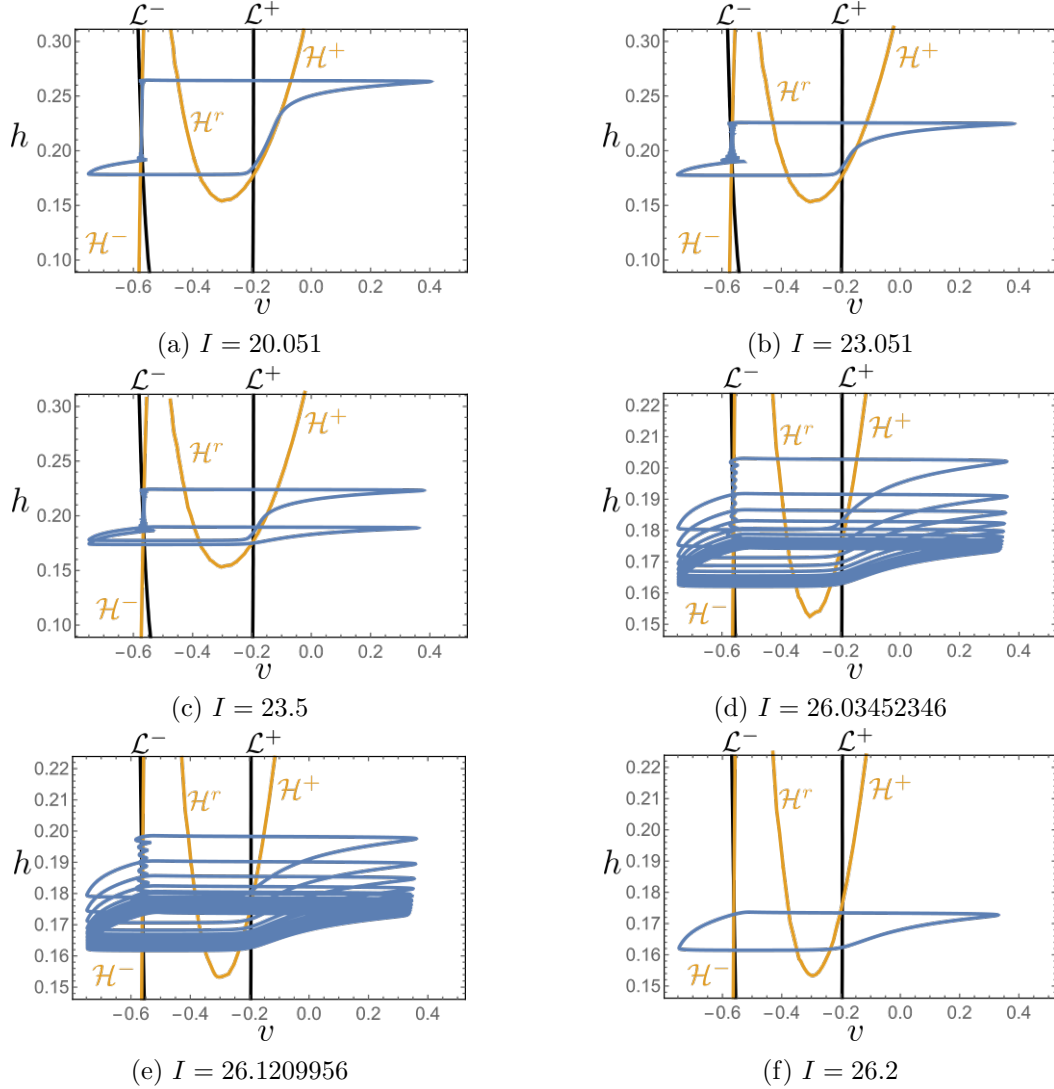


Figure 10: Singular geometry of Equation (39) which underlies the qualitative properties of the time series, and the associated MMO trajectories, illustrated in Fig. 1: as \bar{I} is increased, the orbitally connected folded singularities q_h^\mp become orbitally remote. Therefore, Equation (20) with $\varepsilon = 0.0083$, $\tau_h = 40$, and varying values of $I = k_v g_{Na} \bar{I}$ transitions from mixed-mode dynamics with double SAO epochs for $\bar{I} < \bar{I}_h^a$ (panels (a) and (b)) to single epochs of SAOs for $\bar{I} > \bar{I}_h^a$ (panels (d) and (e)), via transitive exotic MMO trajectories when \bar{I} is close to \bar{I}_h^a (panel (c)). Finally, for $\bar{I} > \bar{I}_h^r$, (20) features relaxation oscillation (panel (f)).

By numerical sweeping, we find that for $\gamma = 0.083$, $\varepsilon = 0.1$, and $\delta_h = 0.025$, with the values of the remaining parameters as in (7), Equation (20) features such MMOs with double SAO epochs interspersed with LAOs until approximately $\bar{I} \simeq 26/(k_v g_{Na})$, which is close to \bar{I}_h^a , as expected.

Finally, we remark that the displacement in the h -direction due to a large excursion in (27) is quantified more precisely in the following subsection.

3.6 Single SAO epochs and relaxation

Next, we discuss MMOs with single epochs of perturbed slow dynamics and relaxation oscillation in the case where the folded singularities q_h^\mp of (27) are remote.

We first describe how MMO trajectories with single SAO epochs can be constructed for $\bar{I} > \bar{I}_h^a$. Consider the limit of $\varepsilon = 0$ in (37), with $\delta_h > 0$ small. Eliminating time, away from \mathcal{H} we can then approximate the flow on \mathcal{S}^{a^\pm} by

$$\frac{dh}{dv} = -\delta_h \frac{\partial_v [V(v, m_\infty(v), h, n)]|_{n=\nu(v, h)} H(v, h)}{\partial_n [V(v, m_\infty(v), h, n)]|_{n=\nu(v, h)} N(v, \nu(v, h))},$$

where we have omitted $\mathcal{O}(\delta_h)$ -terms in the denominator; recall that $\partial_n [V(v, m_\infty(v), h, n)] < 0$, by (32).

We now denote by $P(\mathcal{L}^\mp) \in \mathcal{S}^{a^\pm}$ the projection of \mathcal{L}^\mp onto \mathcal{S}^{a^\pm} along the fast fibres of (28a), and we define the points

$$(v_{\min}, h_{q_h}^-, n_{\min}) := P(\mathcal{L}^+) \cap \{h = h_{q_h}^-\} \quad \text{and} \quad (v_{\max}, h_{q_h}^-, n_{\max}) := P(\mathcal{L}^-) \cap \{h = h_{q_h}^-\},$$

as illustrated in Fig. 11. A trajectory that leaves the vicinity of \mathcal{L}^- at a point with h -coordinate close to $h_{q_h}^-$ returns to a point with h -coordinate \hat{h} in that vicinity after one large excursion, where

$$\hat{h}(h, \bar{I}) = h + \delta_h (\mathcal{G}_h^-(h, \bar{I}) + \mathcal{G}_h^+(h, \bar{I})) + \mathcal{O}(\delta_h^2), \quad (49)$$

and where we denote

$$\begin{aligned} \mathcal{G}_h^-(h, \bar{I}) &:= - \int_{v_{\min}}^{v_{q_h}^-} \frac{\partial_v [V(v, m_\infty(v), h, n)]|_{n=\nu(v, h)} H(v, h)}{\partial_n [V(v, m_\infty(v), h, n)]|_{n=\nu(v, h)} N(v, \nu(v, h))} dv \quad \text{and} \\ \mathcal{G}_h^+(h, \bar{I}) &:= - \int_{v_{\max}}^{v_{q_h}^+} \frac{\partial_v [V(v, m_\infty(v), h, n)]|_{n=\nu(v, h)} H(v, h)}{\partial_n [V(v, m_\infty(v), h, n)]|_{n=\nu(v, h)} N(v, \nu(v, h))} dv. \end{aligned}$$

Remark 5. Referring back to Remark 2, it is now apparent that, in order to apply GSPT, one should consider a sufficiently large compact subset of \mathcal{M}_2 which contains $P(\mathcal{L}^\mp)$.

Equation (49) encodes the displacement in the h -direction after a large excursion, i.e., after the trajectory has been attracted to \mathcal{S}^{a^+} and then again repelled away therefrom in the vicinity of \mathcal{L}^+ before its return to \mathcal{S}^{a^-} near \mathcal{L}^- ; see [11, 10] for details. We define the displacement function as

$$\Delta_h(h, \bar{I}) = \mathcal{G}_h^-(h, \bar{I}) + \mathcal{G}_h^+(h, \bar{I}).$$

While the integrals in (50) cannot be solved analytically, calculations using computer algebra software show that

$$\Delta_h(h_{q_h}^-, \bar{I}) \begin{cases} < 0 & \text{if } \bar{I} \in (\bar{I}_h^a, \bar{I}_h^r), \\ = 0 & \text{if } \bar{I} = \bar{I}_h^r, \\ > 0 & \text{if } \bar{I} > \bar{I}_h^r, \end{cases} \quad (51)$$

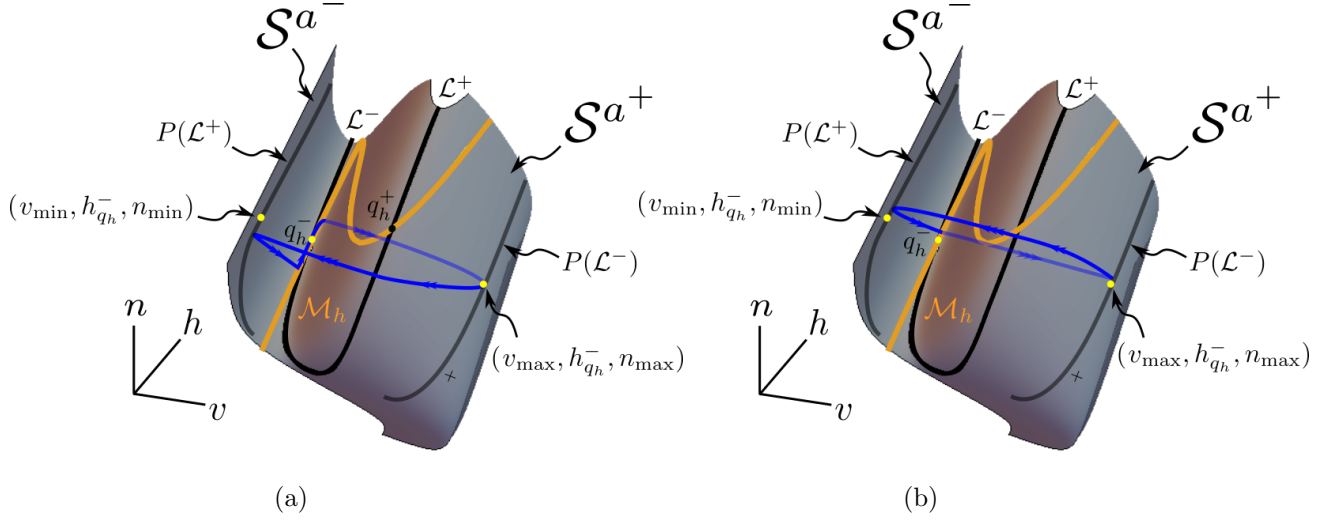


Figure 11: The points $(v_{\max}, h_{q_h}^-, n_{\max})$ and $(v_{\max}^*, h_{q_h}^-, n_{\max}^*)$ on \mathcal{M}_2 and schematic illustration of (a) an MMO trajectory and (b) relaxation oscillation.

where we numerically obtain

$$\bar{I}_h^r \simeq \frac{29.705}{k_v g_{Na}}.$$

We then have the following result for the “full” system in (20).

Proposition 3. *Fix $\bar{I} \in (\bar{I}_h^a, \bar{I}_h^r)$ and let $\delta_n = 1$. Then, there exist γ_0, ε_0 , and δ_0 positive and sufficiently small such that the HH equations in (20) feature MMOs with single epochs of perturbed slow dynamics “below” for all $(\gamma, \varepsilon, \delta_h) \in (0, \gamma_0) \times (0, \varepsilon_0) \times (0, \delta_0)$.*

Proof. By Theorem 1, there exists γ_0 sufficiently small such that, for $\gamma \in (0, \gamma_0)$, the dynamics of (20) near its attracting slow manifold \mathcal{M}_γ is captured by the dynamics of (27). Moreover, if $\bar{I} \in (\bar{I}_h^a, \bar{I}_h^r)$ – i.e., if $\Delta_h(h_q^-, \bar{I}) < 0$, by (51) – then trajectories of (27) with $\varepsilon = 0$ and $\delta_h > 0$ sufficiently small that leave \mathcal{L}^- at q_h^- will return at a point on \mathcal{S}^{a-} from which they will be attracted close to \mathcal{H}^- , i.e., in the funnel of q_h^- . As is well known [19, 1, 11, 14, 10], in that case SAOs occur in the vicinity of q_h^- in (27) for $\varepsilon, \delta_h > 0$ small. The above implies that, for fixed $\bar{I} \in (\bar{I}_h^a, \bar{I}_h^r)$, there exist $\varepsilon, \delta_h > 0$ sufficiently small such that Equation (27) features MMOs with single epochs of perturbed slow dynamics [10, Theorem 3]. \square

Proposition 3 states that for every fixed $\bar{I} \in (\bar{I}_h^a, \bar{I}_h^r)$, there exist $\gamma, \varepsilon, \delta_h > 0$ sufficiently small such that Equation (27) – and, by extension, Equation (20) – exhibits MMOs with single epochs of perturbed slow dynamics. Conversely, for fixed $\gamma, \varepsilon, \delta_h > 0$ small, the reduced three-dimensional system in (27) exhibits MMOs with single epochs of perturbed slow dynamics for $\bar{I} \in (\bar{I}_h^a + \mathcal{O}(\varepsilon, \delta_h), \bar{I}_h^r + \mathcal{O}(\delta_h, \delta_h \varepsilon \ln \varepsilon))$, see [18, 10] for details. It then follows that the full four-dimensional system in (20) exhibits MMOs with single epochs of SAOs for $\bar{I} \in (\bar{I}_h^a + \mathcal{O}(\gamma, \varepsilon, \delta_h), \bar{I}_h^r + \mathcal{O}(\gamma, \delta_h, \delta_h \varepsilon \ln \varepsilon))$. By numerical sweeping, we find that for $\gamma = 0.083$, $\varepsilon = 0.1$, and $\delta_h = 0.025$, with the remaining parameters defined as in (7), Equation (20) features MMOs with single SAO epochs until approximately $\bar{I} \simeq 26.127/(k_v g_{Na})$, which is consistent with the above error estimates.

We now proceed by showing the transition from mixed-mode dynamics to relaxation oscillation. To establish existence of the latter, we need to show that the assumptions of [18, Theorem 4] are

satisfied; in the context of the Hodgkin-Huxley equations, these assumptions are summarised in [15, Section 3.1] for the two-timescale case – we reiterate that the three-timescale case which we study here is not considered therein. For a prototypical three-timescale system, the corresponding assumptions are outlined in [10, Theorem 2]. To that end, we rewrite (49) as

$$\hat{h}(h, \bar{I}) - h = \delta_h \Psi(h, \bar{I}, \delta_h),$$

where we define

$$\Psi(h, \bar{I}, \delta_h) = \Delta_h(h, \bar{I}) + \mathcal{O}(\delta_h);$$

recall (49). In particular, we then have that

$$\Psi(h_{q_h}^-, \bar{I}, 0) = \Delta(h_{q_h}^-, \bar{I}) = 0 \quad (52)$$

by (51). Moreover, we use computer algebra software to evaluate the partial derivatives of $\Psi(h, \bar{I}, \delta_h)$ with respect to h and \bar{I} : numerically, we calculate that

$$\frac{\partial \Psi}{\partial h}(h_{q_h}^-, \bar{I}_h^r, 0) \simeq -15.0377 < 0. \quad (53)$$

and that

$$\frac{\partial \Psi}{\partial \bar{I}}(h_{q_h}^-, \bar{I}_h^r, 0) \simeq -278.4470 < 0. \quad (54)$$

Proposition 4. *There exists $\bar{I}_h^* > \bar{I}_h^r$ such that, for $\bar{I} \in (\bar{I}_h^r, \bar{I}_h^*)$ and $\delta_n = 1$, there exist γ_0, ε_0 , and δ_0 positive and sufficiently small such that the HH equations in (20) feature relaxation oscillation for all $(\gamma, \varepsilon, \delta_h) \in (0, \gamma_0) \times (0, \varepsilon_0) \times (0, \delta_0)$.*

Proof. By Theorem 1, there exists $\gamma_0 > 0$ sufficiently small such that, for $\gamma \in (0, \gamma_0)$, the dynamics of (20) near its attracting slow manifold \mathcal{M}_γ is captured by the dynamics of (27). The existence of stable relaxation oscillation in (27) is established by showing that a set of assumptions introduced in [18, 15] is satisfied, similarly to the proof of [10, Theorem 2].

Specifically, the first set of assumptions states that \mathcal{M}_2 is S -shaped with two fold curves \mathcal{L}^\mp , and that the reduced flow of (39) on \mathcal{M}_2 is transverse to both \mathcal{L}^\mp and $P(\mathcal{L}^\pm)$. These assumptions are satisfied for Equation (27) away from q_h^\mp and from the tangential connection of \mathcal{L}^\mp , as was also shown in [15].

The other set of assumptions states that, in the singular limit of $\varepsilon = 0$ with $\delta_h > 0$ sufficiently small, there exists a hyperbolic and stable singular cycle. To that end, one shows that in this limit there exists a one-dimensional map

$$\pi^- : \mathcal{L}^-|_{h \in (h_{q_h}^-, h_{q_h}^+)} \rightarrow \mathcal{L}^-|_{h \in (h_{q_h}^-, h_{q_h}^+)}, \quad h \mapsto \hat{h},$$

which has a hyperbolic and stable fixed point. Here, the map π^- is given by (49). From the implicit function theorem, it follows that there exist an $\bar{I}_h^* > \bar{I}_h^r$ and a function $\tilde{h}(\bar{I}, \delta_h)$, with $\tilde{h}(\bar{I}_h^r, 0) = h_{q_h}^-$, such that $\Psi(\tilde{h}(\bar{I}, \delta_h), \bar{I}, \delta_h) = 0$, i.e., the map π^- has a fixed point for $\delta_h > 0$ sufficiently small and $\bar{I} \in (\bar{I}_h^r, \bar{I}_h^*)$. The h -coordinate of this fixed point on \mathcal{L}^- is given by $h = \tilde{h}(\bar{I}, \delta_h)$, and from (53) and (54) it follows that, for fixed $\delta_h > 0$ sufficiently small, $\tilde{h}(\bar{I}, \delta_h)$ is a decreasing function of \bar{I} . Specifically, we find that $\frac{\partial \tilde{h}}{\partial \bar{I}}(\bar{I}_h^r, \delta_h) \simeq -\frac{278.447}{15.0377}$, by (53) and (54). On the other hand, we calculate

that $\frac{\partial h_{qh}^-}{\partial I}(v_{qh}^-, \bar{I}_h^r) = -279.416 < \frac{\partial \tilde{h}}{\partial I}(\bar{I}_h^r, \delta_h)$ for the h -coordinate $h_{qh}^- = \eta(v_{qh}^-, n_\infty(v_{qh}^-))$ of the folded singularity q_h^- in a first approximation. It follows that there exists $\bar{I}_h^* > \bar{I}_h^r$ such that $\tilde{h}(\bar{I}, \delta_h) > h_{qh}^-$ for $\bar{I} \in (\bar{I}_h^r, \bar{I}_h^*)$, i.e., such that the trajectory of (27) corresponding to the fixed point of π^- reaches the vicinity of \mathcal{L}^- outside the funnel of h_{qh}^- ; see again Fig. 11 for an illustration of the underlying geometry.

Finally, from (49), we have that

$$\frac{\partial \tilde{h}}{\partial h}(\tilde{h}(\bar{I}, \delta_h), \bar{I}) = 1 + \delta_h \frac{\partial \Psi}{\partial h}(\tilde{h}(\bar{I}, \delta_h), \bar{I}, \delta_h) \in (0, 1)$$

for all $\delta_h > 0$ sufficiently small; therefore, the fixed point is attracting. It follows that, for $\varepsilon = 0$ and $\delta_h > 0$ sufficiently small, (27) admits a stable singular cycle Γ_h , while for $\varepsilon, \delta_h > 0$ sufficiently small, the system in (27) exhibits stable relaxation oscillation [18, 15, 10]. \square

Proposition 4 states that there exists $\bar{I}_h^* > \bar{I}_h^r$ such that, if $\bar{I} \in (\bar{I}_h^r, \bar{I}_h^*)$, then there exist $\gamma, \varepsilon, \delta_h > 0$ sufficiently small such that Equation (27) – and, by extension, Equation (20) – exhibits MMOs with single epochs of perturbed slow dynamics. Conversely, for fixed $\gamma, \varepsilon, \delta_h > 0$ small, the reduced three-dimensional system in (27) exhibits relaxation oscillation for $\bar{I} \in (\bar{I}_h^r, \bar{I}_h^*) + \mathcal{O}(\varepsilon, \delta_h)$; see [11, 10] for details. It then follows that the full four-dimensional system in (20) exhibits relaxation oscillation for $\bar{I} \in (\bar{I}_h^r, \bar{I}_h^*) + \mathcal{O}(\gamma, \varepsilon, \delta_h)$.

Numerically, we observe that the transition from relaxation oscillation to steady state, i.e., the cessation of oscillatory dynamics when \bar{I} is close to \bar{I}_h^+ – recall Equation (48) and the discussion that follows it – happens via stable small-amplitude oscillations that are a product of the supercritical Hopf bifurcation near \bar{I}_h^+ . We also remark that, in [4], chaotic MMOs were documented during the transition from MMOs with single SAO epochs to relaxation; cf. Fig. 1(e). The study of the underlying mechanisms in the three-timescale regime considered here is included in plans for future work.

Remark 6. *We note that the numerical values in (53) and (54) may seem large. However, we emphasise that the applied current \bar{I} is itself a very small number due to the scaling in (4) [15] which has been widely used in the study of the HH model, Equation (2). Therefore, the resulting variation in \bar{I} is also small, in relation, for instance, to (54). An investigation of potential alternative scalings of h and \bar{I} which might yield more moderate values for the quantities corresponding to (53) and (54) is left for future work.*

4 The n -slow regime

In this section, we consider the regime where the variable n is the slowest variable in (20), which is realised for $\delta_n > 0$ sufficiently small and $\delta_h = 1$, that is, when τ_n is large and $\tau_n = \mathcal{O}(1)$ in the original HH model, Equation (2). In that regime, the reduced problem (27) on \mathcal{M}_2 is a slow-fast system written in the standard form of GSPT. As the analysis of this regime is fundamentally similar to that of the h -slow regime presented in Section 3, our exposition here is deliberately more condensed.

As was done in Section 3, we will again classify the mixed-mode dynamics of Equation (20) with γ, ε , and $\delta_n > 0$ small in dependence of \bar{I} , by applying results of [10] to the three-dimensional system in (27). We will show that, in the parameter regime defined in (7), there exist values $0 < \bar{I}_n^- < \bar{I}_n^a < \bar{I}_n^+$ of \bar{I} that distinguish between the various types of oscillatory dynamics in (20) for γ, ε , and δ_n positive and sufficiently small and $\delta_h = \mathcal{O}(1)$. The resulting classification is illustrated in Fig. 12, with the corresponding mixed-mode oscillatory dynamics as shown in Fig. 2.

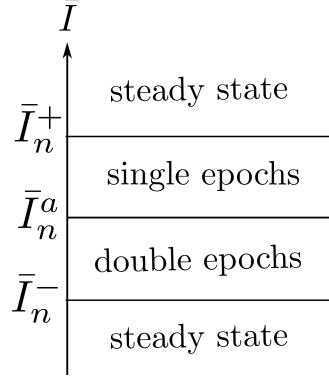


Figure 12: Bifurcation of oscillatory dynamics in dependence of the parameter I in the n -slow regime, for γ and δ_n positive and sufficiently small.

The values \bar{I}_n^- and \bar{I}_n^+ again distinguish between oscillatory dynamics and steady-state behaviour. The value \bar{I}_n^a separates MMO trajectories with double epochs of SAOs from those with single epochs under the perturbed flow of (27), with ε and δ_n sufficiently small; see panels (a) and (b), as well as (d) and (e), of Fig. 2, respectively.

4.1 Singular geometry

In the singular limit of $\varepsilon = 0$, with $\delta_n > 0$ sufficiently small and $\delta_h = 1$, the reduced flow in Equation (38) reads

$$v' = \partial_h [V(v, m_\infty(v), h, n)]|_{h=\eta(v,n)} H(v, \eta(v, n)) + \mathcal{O}(\delta_n), \quad (55a)$$

$$n' = -\delta_n \partial_v [V(v, m_\infty(v), h, n)]|_{h=\eta(v,n)} N(v, n) \quad (55b)$$

in the intermediate formulation, whereas on the slow time-scale $s_n = \delta_n t$, we can write

$$\delta_n \dot{v} = \partial_h [V(v, m_\infty(v), h, n)]|_{h=\eta(v,n)} H(v, \eta(v, n)) + \mathcal{O}(\delta_n), \quad (56a)$$

$$\dot{n} = -\partial_v [V(v, m_\infty(v), h, n)]|_{h=\eta(v,n)} N(v, n); \quad (56b)$$

hence, we again obtain a slow-fast system in the standard form of GSPT [5].

Setting $\delta_n = 0$ in Equation (55) gives the one-dimensional layer problem

$$v' = \partial_h [V(v, m_\infty(v), h, n)]|_{h=\eta(v,n)} H(v, \eta(v, n)), \quad (57a)$$

$$n' = 0. \quad (57b)$$

Solutions of (57) yield *intermediate fibres* with n constant. Equilibria of (57a), which are given by

$$H(v, \eta(v, n)) = 0,$$

define the critical manifold \mathcal{M}_n , which is the subset of \mathcal{M}_2 that can be expressed as

$$h_\infty(v) - \eta(v, n) = 0; \quad (58)$$

recall (12) and (33). We reiterate that $\partial_h [V(v, m_\infty(v), h, n)] \neq 0$ by (32), and we remark that the algebraic constraint in (58) is equivalent to

$$V(v, m_\infty(v), h_\infty(v), n) = 0, \quad (59)$$

where $V(v, m, h, n)$ is as defined in (10).

The manifold \mathcal{M}_n is normally hyperbolic on the set \mathcal{N} where

$$\partial_v [V(v, m_\infty(v), h_\infty(v), n)] \neq 0,$$

losing normal hyperbolicity on the set $\mathcal{F}_{\mathcal{M}_n} = \mathcal{M}_n \setminus \mathcal{N}$ where

$$\partial_v [V(v, m_\infty(v), h_\infty(v), n)] = 0.$$

Computations show that

$$\mathcal{F}_{\mathcal{M}_n} = \begin{cases} \{p_n^-, p_n^+\} & \text{for } \bar{I} < \bar{I}_n^p, \\ \emptyset & \text{for } \bar{I} > \bar{I}_n^p, \end{cases}$$

where

$$\bar{I}_n^p \simeq \frac{81.7}{k_v g_{Na}}; \quad (60)$$

cf. Fig. 13 and Fig. 8. When \mathcal{M}_n admits two fold points p_n^\mp , these separate the normally hyperbolic portion \mathcal{N} of \mathcal{M}_n into two outer branches \mathcal{N}^\mp , whereon $\partial_v [V(v, m_\infty(v), h_\infty(v), n)] < 0$, and a middle branch \mathcal{N}^r , whereon $\partial_v [V(v, m_\infty(v), h_\infty(v), n)] > 0$; see Fig. 16.

Computations show that the points p_n^\mp , when they exist, lie on \mathcal{S}^r . In terms of the desingularised flow in (55), the subsets $\mathcal{N}^\mp \cap \mathcal{S}^{a^\mp}$ are characterised as stable, while the branches $\mathcal{N}^\mp \cap \mathcal{S}^r$ are characterised as unstable; see [10] for details.

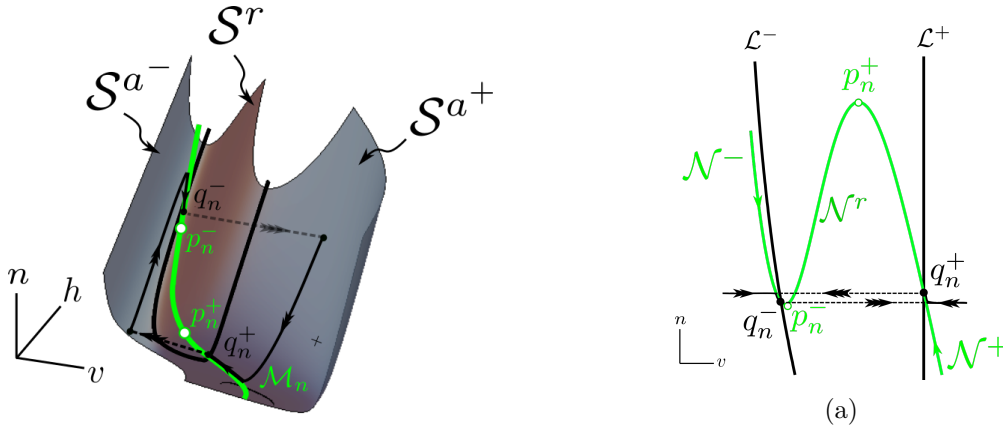


Figure 13: Singular geometry of (27) for $\bar{I} = 7/(k_v g_{Na})$. (a) In the double singular limit of $\varepsilon = 0 = \delta_n$, the manifold \mathcal{N} consists of two outer branches \mathcal{N}^\mp which are attracting in \mathcal{S}^{a^\mp} , and separated by a repelling branch \mathcal{N}^r . The folded singularities p_n^\mp of (27) lie on \mathcal{S}^r ; the flow on $\mathcal{N}^\mp \cap \mathcal{S}^a$ is directed towards q_n^\mp . (b) Singular cycles are obtained by concatenating fast, intermediate, and slow segments of $(27a)_{\varepsilon=0}$, (57a), and (62), respectively.

In the double singular limit of $\varepsilon = 0 = \delta_n$, the *folded singularities* $Q_n = \{q_n^-, q_n^+\}$ [17] of (25) are given by

$$q_n^\mp = \mathcal{M}_n \cap \mathcal{L}^\mp,$$

see Fig. 16. In the following, we will write

$$q_n^\mp = (v_{q_n^\mp}, h_{q_n^\mp}, n_{q_n^\mp});$$

the above coordinates are obtained by solving (29), (30), and (59). As in Section 3, the geometries of \mathcal{M}_n , $\mathcal{F}_{\mathcal{M}_n}$, and Q_n depend on the rescaled applied current \bar{I} .

Next, setting $\delta_n = 0$ in the slow formulation, Equation (56), we obtain the one-dimensional reduced flow on \mathcal{M}_n :

$$0 = \partial_h [V(v, m_\infty(v), h, n)]|_{h=\eta(v, n)} H(v, \eta(v, n)), \quad (61a)$$

$$\dot{n} = -\partial_v [V(v, m_\infty(v), h, n)]|_{h=\eta(v, n)} N(v, n). \quad (61b)$$

Differentiating the algebraic constraint in (59) implicitly, via

$$-\partial_v [V(v, m_\infty(v), h_\infty(v), n)] \dot{v} = \partial_n [V(v, m_\infty(v), h_\infty(v), n)] \dot{n},$$

and using (61b) and (33), we find the following expression for the reduced flow on \mathcal{N}^\mp :

$$\dot{v} = \frac{\partial_v [V(v, m_\infty(v), h, n)] \partial_n [V(v, m_\infty(v), h_\infty(v), n)]}{\partial_v [V(v, m_\infty(v), h_\infty(v), n)]} \Big|_{\{h=h_\infty(v), n=\nu(v, h)\}} N(v, \nu(v, h)). \quad (62)$$

Using computer algebra software, we can confirm that, when a true equilibrium exists in \mathcal{S}^r , the reduced flow on \mathcal{N}^\mp is directed towards q_n^\mp , respectively; cf. Fig. 13 and Fig. 15. The resulting singular geometry is summarised in Fig. 13. Combining orbit segments from the layer flow of Equation (27a) $_{\varepsilon=0}$, the intermediate fibres of (57a) on \mathcal{M}_2 , and the reduced dynamics of (62) on \mathcal{M}_n , one can again construct singular cycles.

We emphasise that, according to the above, Equation (25), with n the slow variable, satisfies assumptions that are analogous to P1 through P3 in Section 3.

Remark 7. We remark that considering the reduced flow in (37) on \mathcal{S}^a , instead of (38) with $\delta_n > 0$ small, gives a slow-fast system in the non-standard form of GSPT; cf. Fig. 14 and see [9, 20] for details.

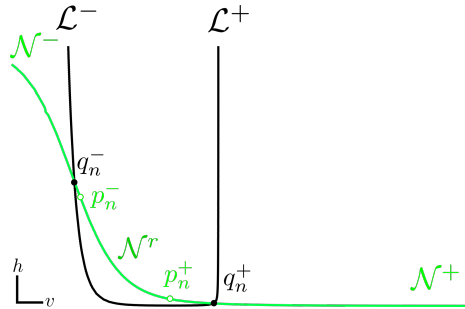


Figure 14: Critical manifold \mathcal{M}_n in (37) with $\delta_n > 0$ small, which is a slow-fast system in the non-standard form of GSPT.

4.2 Perturbed dynamics and MMOs

By standard GSPT [5] and according to [10], there exist invariant manifolds $\mathcal{S}_{\varepsilon\delta_n}^a$ and $\mathcal{S}_{\varepsilon\delta_n}^r$ that are diffeomorphic to their unperturbed, normally hyperbolic counterparts \mathcal{S}^a and \mathcal{S}^r , respectively, and that lie $\mathcal{O}(\varepsilon + \delta_n)$ -close to them in the Hausdorff distance, for ε and δ_n positive and sufficiently small. The perturbed manifolds $\mathcal{S}_{\varepsilon\delta_n}^a$ and $\mathcal{S}_{\varepsilon\delta_n}^r$ are locally invariant under the flow of (27). Moreover, for ε and δ_n sufficiently small, there exist invariant manifolds $\mathcal{N}_{\varepsilon\delta_n}^\pm$ and $\mathcal{N}_{\varepsilon\delta_n}^r$ that are diffeomorphic, and $\mathcal{O}(\delta_n)$ -close in the Hausdorff distance, to their unperturbed, normally hyperbolic counterparts

\mathcal{N}^\mp and \mathcal{N}^r , respectively. The perturbed branches $\mathcal{N}_{\varepsilon\delta_n}^\mp$ and $\mathcal{N}_{\varepsilon\delta_n}^r$ are locally invariant under the flow of (27).

Given an initial point $(v, h, n) \in \mathcal{S}_{\varepsilon\delta_n}^a$, the corresponding trajectory will follow the intermediate flow thereon until it is either attracted to $\mathcal{N}_{\varepsilon\delta_n}^\mp$ or until it reaches the vicinity of the fold line $\mathcal{F}_{\mathcal{M}_2}$. If trajectories reach the vicinity of $\mathcal{F}_{\mathcal{M}_2}$ away from the folded singularities q_n^\mp , they “jump” to the opposite attracting sheet $\mathcal{S}_{\varepsilon\delta_n}^a$ following the perturbed fast flow of (27a). On the other hand, if trajectories are attracted to appropriate subregions of $\mathcal{N}_{\varepsilon\delta_n}^\mp$ or to the vicinity of q_n^- , they undergo SAOs.

Therefore, orbits for the perturbed flow of Equation (27) with ε and δ_n positive and sufficiently small can be constructed by combining perturbations of fast, intermediate, and slow segments of singular trajectories, as described above. In the following, we demonstrate how the various \bar{I} -values that distinguish between qualitatively different firing patterns in Equation (27) with $\varepsilon, \delta_n > 0$ small, as shown in Fig. 12, are obtained.

4.3 Onset and cessation of oscillatory dynamics

In the singular limit of $\varepsilon = 0 = \delta_n$ in (27), the reduced flow on \mathcal{N} , as defined in Equation (62), has a stable equilibrium point on \mathcal{S}^r for $\bar{I} \in (\bar{I}_n^-, \bar{I}_n^+)$, where we numerically obtain

$$\bar{I}_n^- \simeq \frac{4.8}{k_v g_{Na}} \quad \text{and} \quad \bar{I}_n^+ \simeq \frac{280}{k_v g_{Na}}; \quad (63)$$

cf. Fig. 15. Moreover, we again find $\bar{I}_n^- < \bar{I}_n^p < \bar{I}_n^+$; recall (60). The reduced flow in (62) has a stable equilibrium point on \mathcal{N}^- for $\bar{I} < \bar{I}_n^-$, and on the unique normally hyperbolic branch \mathcal{N} for $\bar{I} > \bar{I}_n^+$, see again Fig. 15; correspondingly, that equilibrium crosses \mathcal{L}^- for $\bar{I} = \bar{I}_n^-$ and $\bar{I} = \bar{I}_n^+$.

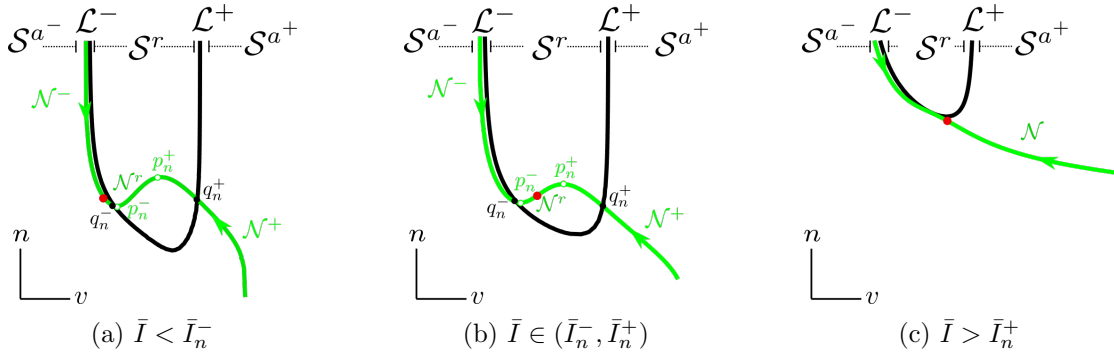


Figure 15: A stable equilibrium of the reduced flow in (62) (red dot) lies in the attracting portion \mathcal{S}^a of \mathcal{M}_2 for $\bar{I} < \bar{I}_n^-$ and $\bar{I} > \bar{I}_n^+$, as seen in panels (a) and (c), respectively, and in the repelling portion \mathcal{S}^r for $\bar{I} \in (\bar{I}_n^-, \bar{I}_n^+)$; cf. panel (b). As \bar{I} increases, the distance between \mathcal{L}^- and \mathcal{L}^+ decreases, with the leftmost branch of \mathcal{N} “moving downward”. For $\bar{I} > \bar{I}_n^p$, the manifold \mathcal{M}_n has no fold points; it then consists of a unique branch \mathcal{N} which is normally hyperbolic and attracting on \mathcal{S}^a and normally hyperbolic and repelling on \mathcal{S}^r .

From the properties of the singular geometry and Assumptions P1 through P3 above, it follows that, for $\bar{I} \in (\bar{I}_n^-, \bar{I}_n^+)$ and away from the tangential connection of \mathcal{L}^\mp , the geometry of Equation (27) is similar to that of the prototypical system introduced in [10]. For $\varepsilon, \delta_n > 0$ sufficiently small, the reduced three-dimensional system in (27) undergoes Hopf bifurcations for \bar{I} -values that are $\mathcal{O}(\varepsilon, \delta_n)$ -close to \bar{I}_n^\mp , which implies that the “full” four-dimensional system, Equation (20), undergoes Hopf bifurcations for \bar{I} -values that are $\mathcal{O}(\gamma, \varepsilon, \delta_n)$ -close to \bar{I}_n^\mp . The Hopf bifurcation near \bar{I}_n^- is subcritical,

while the one close to \bar{I}_n^+ is supercritical, as is also found in [4, 15]. It then follows that, for fixed $\bar{I} \in (\bar{I}_n^-, \bar{I}_n^+)$, there exist $\gamma, \varepsilon, \delta_n > 0$ sufficiently small such that Equation (27) – and, by extension, Equation (20) – features global mixed-mode dynamics. By numerical sweeping, we find that for $\gamma = 0.083$, $\varepsilon = 0.1$, $\delta_n = 0.01$, and $\delta_h = 1$, with the values of the remaining parameters as in (7), the onset of oscillatory dynamics in (20) occurs at approximately $\bar{I} \simeq 6.6/(k_v g_{Na})$, while the cessation of oscillatory dynamics is observed at approximately $\bar{I} \simeq 268/(k_v g_{Na})$; these values are close to \bar{I}_n^- and \bar{I}_n^+ , respectively, as expected.

4.4 Double and single SAO epochs

We characterise the pair of folded singularities q_n^\mp based on whether they are “connected” by singular cycles or not, in accordance with Definition 1, which is equivalent to the following classification in terms of the n -coordinates $n_{q_n}^\mp$ of the folded singularities q_n^\mp .

Definition 2.

1. The folded singularities q_n^\mp are orbitally connected if $n_{q_n^-} > n_{q_n^+}$; cf. Fig. 16(a).
2. The folded singularities q_n^\mp are orbitally aligned if $n_{q_n^-} = n_{q_n^+}$; cf. Fig. 16(b).
3. The folded singularities q_n^\mp are orbitally remote if $n_{q_n^-} < n_{q_n^+}$; cf. Fig. 16(c).

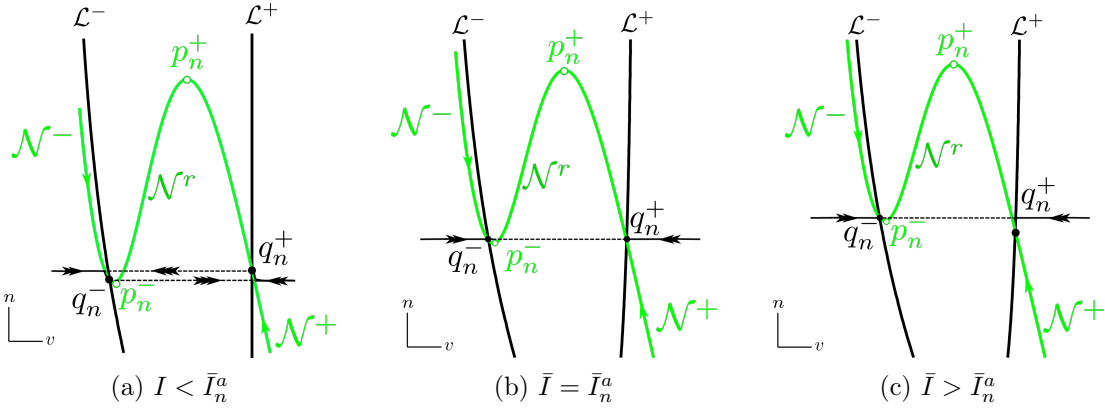


Figure 16: Orbital connection, or lack thereof, in the limit of $\varepsilon = 0 = \delta_n$, in accordance with Definition 2. (a) For $\bar{I} < \bar{I}_n^a$, the folded singularities q_n^\mp are orbitally connected, in the sense that there exists a singular cycle that passes through both of them and that also contains slow segments on both \mathcal{N}^\mp . (c) For $\bar{I} > \bar{I}_n^a$, q_n^\mp are orbitally remote, in that a singular cycle that passes through one of the folded singularities does not pass through the other. (b) For $\bar{I} = \bar{I}_n^a$, q_n^\mp are orbitally aligned, in that there exists a singular cycle that passes through both of them but that contains no slow segments on either \mathcal{N}^\mp for $\varepsilon = 0 = \delta_n$.

Due to the \bar{I} -dependence of the location of q_n^\mp , the classification in Definition 2 hence encodes the position of the folded singularities q_n^\mp relative to one another in dependence of the rescaled applied current \bar{I} . It follows that, in the parameter regime given by (7), there exists a unique value \bar{I}_n^a such that the singularities q_n^- and q_n^+ are orbitally aligned. Numerically, that value is found to equal

$$\bar{I}_n^a \simeq \frac{10.1}{k_v g_{Na}};$$

recall (7). Correspondingly, q_n^\mp are orbitally connected for $\bar{I} < \bar{I}_n^a$ and orbitally remote for $\bar{I} > \bar{I}_n^a$. We have the following result:

Proposition 5. *Fix $\bar{I} \in (\bar{I}_n^-, \bar{I}_n^a)$ and let $\delta_h = 1$. Then, there exist γ_0, ε_0 , and δ_0 positive and sufficiently small such that the HH equations in (20) feature MMOs with double epochs of perturbed slow dynamics for all $(\gamma, \varepsilon, \delta_n) \in (0, \gamma_0) \times (0, \varepsilon_0) \times (0, \delta_0)$.*

Proof. The proof is analogous to the proof of Proposition 2 in Section 3. \square

Proposition 5 states that for every fixed $\bar{I} \in (\bar{I}_n^-, \bar{I}_n^a)$, there exist $\gamma, \varepsilon, \delta_n > 0$ sufficiently small such that Equation (27) – and, by extension, Equation (20) – exhibits MMOs with double epochs of perturbed slow dynamics. Conversely, for fixed $\varepsilon, \delta_n > 0$ sufficiently small, (27) admits MMOs with double epochs of perturbed slow dynamics for $\bar{I} \in (\bar{I}_n^- + \mathcal{O}(\varepsilon, \delta_n), \bar{I}_n^a + \mathcal{O}(\varepsilon, \delta_n))$; by extension, for $\gamma, \varepsilon, \delta_n > 0$ sufficiently small, the mixed-mode dynamics of the full four-dimensional system in (20) is characterised by double epochs of perturbed slow dynamics for $\bar{I} \in (\bar{I}_n^- + \mathcal{O}(\gamma, \varepsilon, \delta_n), \bar{I}_n^a + \mathcal{O}(\gamma, \varepsilon, \delta_n))$; cf. panels (a) and (b) of Fig. 1 and Fig. 10. By numerical sweeping, we find that for $\gamma = 0.083$, $\varepsilon = 0.1$, and $\delta_n = 0.01$, with the values of the remaining parameters as in (7), (20) features MMOs with double SAO epochs until approximately $\bar{I} \simeq 9.4/(k_v g_{Na})$, which is consistent with the above error estimates.

In contrast to the h -slow regime, we do not find an \bar{I} -value for which MMOs with single SAO epochs turn to two-timescale relaxation oscillation. Consider Equation (55) with $\delta_n > 0$ small. Eliminating time, away from \mathcal{N} we can then approximate the flow on \mathcal{S}^{a^\pm} by

$$\frac{dn}{dv} = -\delta_n \frac{\partial_v [V(v, m_\infty(v), h, n)]|_{h=\eta(v, n)} N(v, n)}{\partial_h [V(v, m_\infty(v), h, n)]|_{h=\eta(v, n)} H(v, \eta(v, n))}, \quad (64)$$

where we have omitted $\mathcal{O}(\delta_n)$ -terms in the denominator; recall that $\partial_h [V(v, m_\infty(v), h, n)] < 0$, by (32).

We recall that we denote by $P(\mathcal{L}^\mp) \in \mathcal{S}^{a^\pm}$ the projection of \mathcal{L}^- onto \mathcal{S}^{a^\pm} along the fast fibres of (28a), and we now define the points

$$(v_{\min}, h_{\min}, n_{q_n}^-) := P(\mathcal{L}^+) \cap \{h = n_{q_n}^-\} \quad \text{and} \quad (v_{\max}, h_{\max}, n_{q_n}^-) := P(\mathcal{L}^-) \cap \{n = n_{q_n}^-\},$$

as illustrated in Fig. 11. A trajectory that leaves the vicinity of \mathcal{L}^- at a point with n -coordinate close to $n_{q_n}^-$ returns to a point with n -coordinate \hat{n} in that vicinity after one large excursion, where

$$\hat{n} = n + \delta_n \left(\mathcal{G}_n^-(n_{q_n}^-, \bar{I}) + \mathcal{G}_n^+(n_{q_n}^-, \bar{I}) \right) + \mathcal{O}(\delta_n^2) \quad (65)$$

and where we now denote

$$\begin{aligned} \mathcal{G}_n^-(n, \bar{I}) &:= - \int_{v_{\min}}^{v_{q_n}^-} \frac{\partial_v [V(v, m_\infty(v), h, n)]|_{h=\eta(v, n)} N(v, n)}{\partial_h [V(v, m_\infty(v), h, n)]|_{h=\eta(v, n)} H(v, \eta(v, n))} dv \quad \text{and} \\ \mathcal{G}_n^+(n, \bar{I}) &:= - \int_{v_{\max}}^{v_{q_n}^+} \frac{\partial_v [V(v, m_\infty(v), h, n)]|_{h=\eta(v, n)} N(v, n)}{\partial_h [V(v, m_\infty(v), h, n)]|_{h=\eta(v, n)} H(v, \eta(v, n))} dv; \end{aligned}$$

see [11, 10] for details.

Equation (65) encodes the displacement in the n -direction after a large excursion, i.e., after the trajectory has been attracted to \mathcal{S}^{a^+} and then again repelled away therefrom in the vicinity of \mathcal{L}^+ before its return to \mathcal{S}^{a^-} near \mathcal{L}^- ; see [11, 10] for details. We define the displacement function as

$$\Delta_n(n, \bar{I}) = \mathcal{G}_n^-(n, \bar{I}) + \mathcal{G}_n^+(n, \bar{I});$$

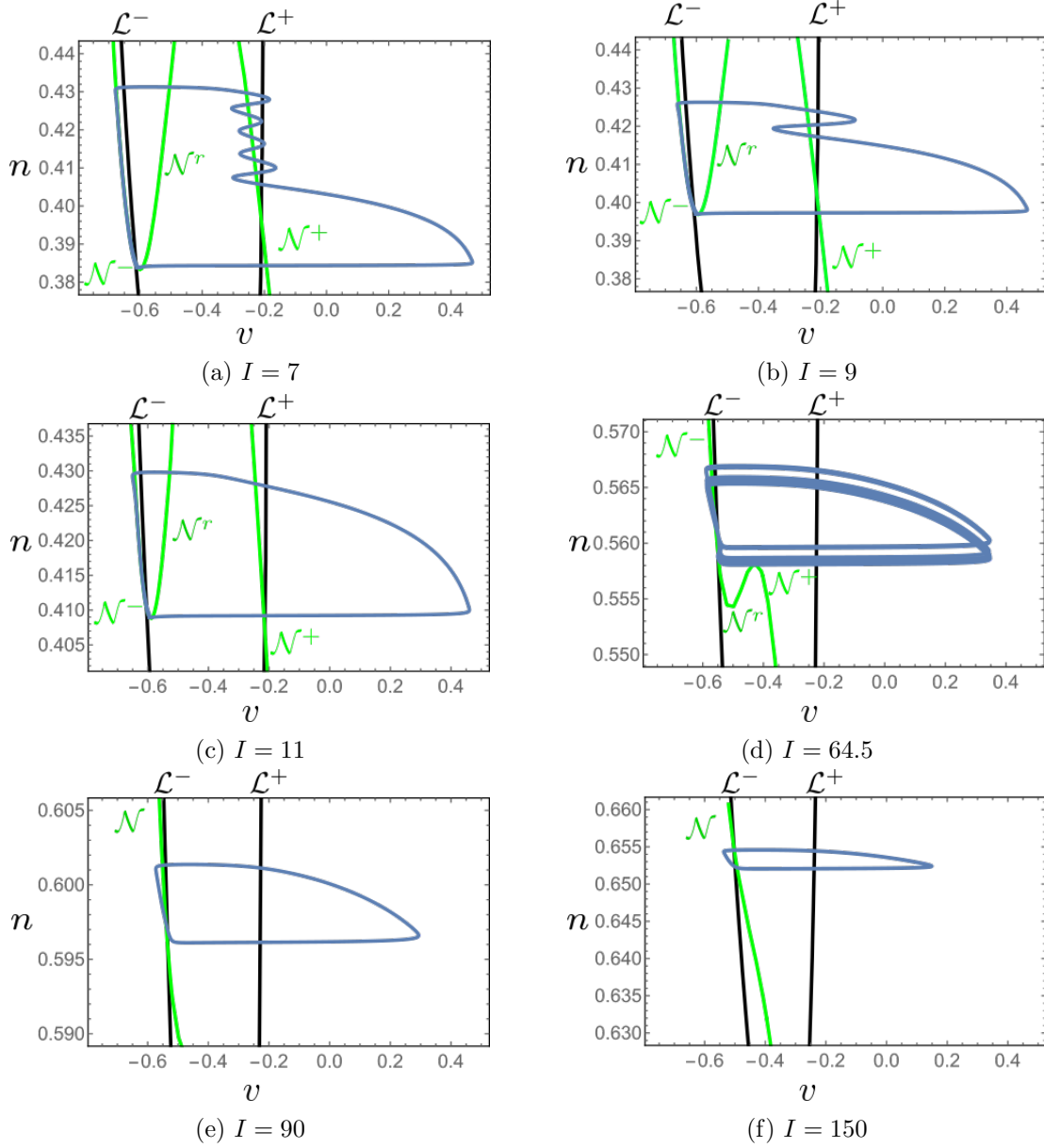


Figure 17: Singular geometry of Equation (55) which underlies the qualitative properties of the time series, and the associated MMO trajectories, illustrated in Fig. 2: as \bar{I} is varied, the orbitally connected folded singularities q_n^\pm become orbitally remote. Therefore, Equation (15) with $\varepsilon = 0.0083$, $\tau_n = 100$, and varying values of $I = k_v g_{Na} \bar{I}$ transitions from mixed-mode dynamics with double SAO epochs for $\bar{I} < \bar{I}_n^a$ (panels (a) and (b)) to single epochs of SAOs for $\bar{I} > \bar{I}_n^a$ (panels (d) and (e)).

then, direct calculation shows that

$$\Delta_n(n_q^-, \bar{I}) > 0 \quad \text{for } \bar{I} \in (\bar{I}_n^a, \bar{I}_n^+),$$

which implies that trajectories are attracted to \mathcal{N} for $\bar{I} \in (\bar{I}_n^a, \bar{I}_n^+)$. We conclude that no two-timescale relaxation oscillation occurs in Equation (27) for n slow; rather, for $\gamma, \varepsilon, \delta_n > 0$ sufficiently small, (20) features trajectories with single epochs of perturbed slow dynamics when $\bar{I} \in (\bar{I}_n^a + \mathcal{O}(\gamma, \varepsilon, \delta_n), \bar{I}_n^+ + \mathcal{O}(\gamma, \varepsilon, \delta_n))$, as is also evidenced numerically in panels (d), (e), and (f) of Fig. 17, where trajectories seem to be attracted to \mathcal{N}^- or to the unique branch \mathcal{N} , if $\bar{I} > \bar{I}_n^p$.

We remark that, for the I -values considered in [4], the equilibrium of (55) as depicted in Fig. 17 lies on \mathcal{N}^r , which is why in [4] the n -slow regime is found to be fundamentally different to the h -slow one; moreover, it is postulated there that chaotic dynamics can be realised only in the h -slow regime. Here, we show that, for sufficiently large \bar{I} -values, that equilibrium point lies on the unique branch \mathcal{N} in \mathcal{S}^r , recall (60) and (63). Motivated also by the time series in Fig. 2(b), we remark that it would be worth investigating whether chaotic dynamics can be realised in the corresponding \bar{I} -regime. The search for such dynamics and the potential study of the corresponding generating mechanisms is included in plans for future work.

5 Conclusions

In this work, we have proposed a novel and global three-dimensional reduction of the four-timescale Hodgkin-Huxley (HH) equations in (2) [7, 4] that is based on a scaled system, Equation (5), first proposed in [15]; cf. Theorem 1. Specifically, we have reduced (5) to a globally normally hyperbolic – and, in fact, normally attracting – slow manifold, instead of to a local centre manifold, as was done in [15, 16], and we have shown that the two reductions feature the same critical manifold \mathcal{M}_2 . We have then concluded that, depending on the values of the parameters in the system relative to each other, our reduction is itself a three-timescale singular perturbation problem. We emphasise that this three-timescale structure is also apparent in the reduced Equation (17) obtained in [15, 16] if either $\delta_h > 0$ is assumed to be sufficiently small and $\delta_n = \mathcal{O}(1)$, or if $\delta_n > 0$ is sufficiently small and $\delta_h = \mathcal{O}(1)$; however, those regimes were not considered in [15, 16].

The timescale separation achieved in our reduced system, Equation (25), allows for a further iterative dimension reduction to a hierarchy of invariant manifolds via the systematic study of the associated layer problems and reduced flows. By decomposing the global dynamics of (25) into segments that evolve on different timescales, we are able to classify the resulting mixed-mode dynamics – as well as the dynamics of the “full” (transformed) Hodgkin-Huxley model, Equation (20). In particular, we can explain transitions between MMO trajectories with different qualitative properties, in accordance with the geometric mechanisms proposed in [10].

Specifically, for the regimes where either h or n is taken to be the slowest variable in (20), we have classified the different firing patterns which are correspondingly illustrated in Fig. 1 and Fig. 2, and we have described the transitions between them, in the framework of multi-timescale GSPT; cf. Fig. 10 and Fig. 17, respectively. (We reiterate that these patterns had previously been documented in [4].) In both regimes, we have described mixed-mode dynamics with either double or single epochs of perturbed slow dynamics upon variation of the rescaled applied current \bar{I} . For the parameter values considered here, we have observed (two-time) relaxation oscillation and “exotic” MMO trajectories for h slow only. We emphasise that the local mechanisms which generate small-amplitude (“sub-threshold”) oscillations in (25) can also be analysed via the approach that is documented in [10] in our three-timescale context; cf. Appendix A for details. We remark that it would seem natural to attempt a normal form transformation in order to make the singular

geometry of (27) independent of the external applied current \bar{I} . However, we have found that such a transformation would encode transitions between MMO trajectories with different qualitative properties in the reduced flow on \mathcal{S} , resulting in a slow-fast system in the non-standard form of GSPT [20]. Moreover, throughout this work, we have adopted the widely accepted scaling in (4) [15]; an investigation of alternative scalings is left for future research; recall, in particular, the proof of Proposition 4 and Remark 6.

Finally, in [4] it was demonstrated numerically that Equation (2) features chaotic dynamics in the h -slow regime; however, the underlying chaos-generating mechanisms were not explained. Moreover, no chaotic trajectories were found in the n -slow regime, and it was postulated that this difference is due to the fact that the unique equilibrium point of the system lies on $\mathcal{H}^- \cap \mathcal{S}^r$ (in our notation) for h slow, while in the n -slow regime it is located on \mathcal{N}^r for the values of I considered by them; cf. Fig. 8 and Fig. 15, respectively. Here, we have shown that by considering larger values of I , that equilibrium can equally be made to lie on the unique branch \mathcal{N} in \mathcal{S}^r in the n -slow regime; cf. Fig. 15(c) and recall (60) and (63). Hence, motivated by the time series in panel (c) of Fig. 2, where slow segments with and without SAOs alternate “below”, we suggest that it would be worth investigating whether chaotic dynamics is equally possible in that regime, since our analysis shows that, ultimately, these two regimes are not fundamentally different, as claimed in [4]. A more systematic analysis of the mechanisms that are responsible for chaotic behaviour in (2), and the potential relation thereof to Shilnikov-type homoclinic phenomena or to period-doubling bifurcations of small-amplitude periodic orbits within the framework of three-timescale GSPT, for both h slow and n slow, is left for future work.

Acknowledgements

The authors would like to thank Martin Krupa and Martin Wechselberger for insightful discussions and constructive feedback.

A Local dynamics and SAO-generating mechanisms

The local mechanisms underlying the SAO dynamics of the reduced Hodgkin-Huxley model in (27) are similar to the ones described in [10] for the extended prototypical model introduced there, and are only discussed in brief here.

We reiterate the fast formulation in (27) for convenience here,

$$v' = \frac{m_\infty(v) - \mu(v, h, n)}{t_m(v)\partial_v\mu(v, h, n)} - \varepsilon\delta_h H(v, h) \frac{\partial_h\mu(v, h, n)}{\partial_v\mu(v, h, n)} - \varepsilon\delta_n N(v, n) \frac{\partial_n\mu(v, h, n)}{\partial_v\mu(v, h, n)}, \quad (66a)$$

$$=: U(v, h, n; \varepsilon, \delta_h, \delta_n)$$

$$h' = \varepsilon\delta_h H(v, h), \quad (66b)$$

$$n' = \varepsilon\delta_n N(v, n), \quad (66c)$$

and consider the regime where h is slow, with $\varepsilon, \delta_h > 0$ sufficiently small and $\delta_n = \mathcal{O}(1)$. In the singular limit of $\delta_h = 0$ with $\varepsilon > 0$ and $\delta_n = 1$, we obtain the system

$$v' = \frac{m_\infty(v) - \mu(v, h, n)}{t_m(v)\partial_v\mu(v, h, n)} - \varepsilon N(v, n) \frac{\partial_n\mu(v, h, n)}{\partial_v\mu(v, h, n)} = U(v, h, n; \varepsilon, 0, 1), \quad (67a)$$

$$h' = 0, \quad (67b)$$

$$n' = \varepsilon N(v, n), \quad (67c)$$

the equilibria of which are located on \mathcal{M}_h . Linearisation of (67) about \mathcal{M}_h gives the Jacobian matrix

$$\mathbf{A}_h = \begin{pmatrix} \partial_v U(v, h, n; \varepsilon, 0, 1) & \partial_n U(v, h, n; \varepsilon, 0, 1) \\ \varepsilon \partial_v N(v, n) & \varepsilon \partial_n N(v, n) \end{pmatrix} \Big|_{\mathcal{M}_h}; \quad (68)$$

the eigenvalues of \mathbf{A}_h determine the regimes where \mathcal{M}_h is either focally or nodally attracting, respectively repelling, under the two-dimensional flow of (67). In particular, there exists a point on \mathcal{M}_h at which (67) undergoes a Hopf bifurcation; whether this Hopf bifurcation is subcritical or supercritical depends on the value of \bar{I} .

In the fully perturbed system, Equation (66), with $\varepsilon, \delta_h > 0$ sufficiently small, trajectories entering the focally attracting regime on \mathcal{M}_h give rise to bifurcation delay-type SAOs, while attraction to the nodally attracting regime implies the absence of SAOs – or the presence of only a few thereof – that occur close to the jump point, cf. the SAOs below and above in panels (a) and (b) of Fig. 1, respectively. In both cases, trajectories jump away from \mathcal{M}_h not immediately after entering the repelling region thereon but, rather, after the accumulated contraction has been balanced by expansion. The corresponding jump-off point can be calculated via a way-in/way-out function, as is discussed in more detail in [10, 13, 14]; cf. Fig. 1 and Fig. 10. We note that this delay-type mechanism is a residual of the 2-fast/1-slow nature of Equation (66), as well as that a degenerate node where the stability of \mathcal{M}_h turns from focal to nodal attraction lies $\mathcal{O}(\sqrt{\varepsilon})$ -close to the Hopf bifurcation point of (67) on \mathcal{M}_h .

Finally, the small periodic orbits that emerge at the Hopf bifurcation in (67) cease to exist at a transverse intersection between $\mathcal{S}_{\varepsilon\delta_h}^a$ and $\mathcal{S}_{\varepsilon\delta_h}^r$ that occurs $\mathcal{O}(\varepsilon)$ -close to the Hopf bifurcation point. These periodic trajectories of the partially perturbed system in (67) with $\varepsilon, \delta_h > 0$ sufficiently small are associated with *secondary canards* [19] and *sector of rotations* [11]; therefore, if trajectories of the full perturbed system are attracted to the corresponding region on \mathcal{M}_h , *canard-induced SAOs* arise; see [11, 2, 3] for details. These are a residual of the 1-fast/2-slow nature of Equation (66).

A detailed quantitative analysis of the above classification is beyond the scope of this work. However, we emphasise that, although the reduction in (17) proposed by Rubin and Wechselberger [15] and (66) admit the same critical manifolds \mathcal{M}_2 and \mathcal{M}_h , there are quantitative differences in terms of the regions where the stability character of \mathcal{M}_h changes; these are reflected in the ε -dependence of the first row in \mathbf{A}_h in (68), whereas that row would be independent of ε if one considered (17) instead.

Finally, we remark that the analysis of the n -slow regime is analogous, with a corresponding Jacobian matrix

$$\mathbf{A}_n = \begin{pmatrix} \partial_v U(v, h, n; \varepsilon, 1, 0) & \partial_h U(v, h, n; \varepsilon, 1, 0) \\ \varepsilon \partial_v H(v, h) & \varepsilon \partial_h H(v, h) \end{pmatrix} \Big|_{\mathcal{M}_n}$$

about \mathcal{M}_n , and where the function $U(v, h, n; \varepsilon, 1, 0)$ contains $\varepsilon H(v, h)$ -dependent terms instead of $\varepsilon N(v, n)$ -dependent ones.

References

- [1] M. BRØNS, M. KRUPA, AND M. WECHSELBERGER, *Mixed mode oscillations due to the generalized canard phenomenon*, (2006).
- [2] P. DE MAESSCHALCK, E. KUTAFINA, AND N. POPOVIĆ, *Sector-delayed-Hopf-type mixed-mode oscillations in a prototypical three-time-scale model*, Applied Mathematics and Computation, 273 (2016), pp. 337–352.

- [3] M. DESROCHES, J. GUCKENHEIMER, B. KRAUSKOPF, C. KUEHN, H. M. OSINGA, AND M. WECHSELBERGER, *Mixed-mode oscillations with multiple time scales*, SIAM Review, 54 (2012), pp. 211–288.
- [4] S. DOI, S. NABETANI, AND S. KUMAGAI, *Complex nonlinear dynamics of the hodgkin–huxley equations induced by time scale changes*, Biological Cybernetics, 85 (2001), pp. 51–64.
- [5] N. FENICHEL, *Geometric singular perturbation theory for ordinary differential equations*, Journal of Differential Equations, 31 (1979), pp. 53–98.
- [6] G. HEK, *Geometric singular perturbation theory in biological practice*, Journal of Mathematical Biology, 60 (2010), pp. 347–386.
- [7] A. L. HODGKIN AND A. F. HUXLEY, *A quantitative description of membrane current and its application to conduction and excitation in nerve*, The Journal of Physiology, 117 (1952), pp. 500–544.
- [8] E. M. IZHIKEVICH, *Dynamical systems in neuroscience*, MIT press, 2007.
- [9] S. JELBART AND M. WECHSELBERGER, *Two-stroke relaxation oscillators*, Nonlinearity, 33 (2020), p. 2364.
- [10] P. KAKLAMANOS, N. POPOVIĆ, AND K. U. KRISTIANSEN, *Bifurcations of mixed-mode oscillations in three-timescale systems: An extended prototypical example*, Chaos: An Interdisciplinary Journal of Nonlinear Science, 32 (2022), p. 013108.
- [11] M. KRUPA, N. POPOVIĆ, AND N. KOPELL, *Mixed-mode oscillations in three time-scale systems: a prototypical example*, SIAM Journal on Applied Dynamical Systems, 7 (2008), pp. 361–420.
- [12] M. KRUPA AND P. SZMOLYAN, *Extending geometric singular perturbation theory to nonhyperbolic points—fold and canard points in two dimensions*, SIAM Journal on Mathematical Analysis, 33 (2001), pp. 286–314.
- [13] M. KRUPA AND M. WECHSELBERGER, *Local analysis near a folded saddle-node singularity*, Journal of Differential Equations, 248 (2010), pp. 2841–2888.
- [14] B. LETSON, J. E. RUBIN, AND T. VO, *Analysis of interacting local oscillation mechanisms in three-timescale systems*, SIAM Journal on Applied Mathematics, 77 (2017), pp. 1020–1046.
- [15] J. RUBIN AND M. WECHSELBERGER, *Giant squid-hidden canard: the 3D geometry of the Hodgkin-Huxley model*, Biological Cybernetics, 97 (2007), pp. 5–32.
- [16] —, *The selection of mixed-mode oscillations in a Hodgkin-Huxley model with multiple timescales*, Chaos: An Interdisciplinary Journal of Nonlinear Science, 18 (2008), p. 015105.
- [17] P. SZMOLYAN AND M. WECHSELBERGER, *Canards in \mathbb{R}^3* , Journal of Differential Equations, 177 (2001), pp. 419–453.
- [18] —, *Relaxation oscillations in \mathbb{R}^3* , Journal of Differential Equations, 200 (2004), pp. 69–104.
- [19] M. WECHSELBERGER, *Existence and bifurcation of canards in \mathbb{R}^3 in the case of a folded node*, SIAM Journal on Applied Dynamical Systems, 4 (2005), pp. 101–139.
- [20] —, *Geometric singular perturbation theory beyond the standard form*, Springer Nature, 2020.