

False clustering rate control in mixture models

Ariane Marandon*, Tabea Rebafka and Etienne Roquain

*Laboratoire de Probabilités, Statistique et Modélisation (LPSM),
Sorbonne Université, Université de Paris & CNRS,
4, Place Jussieu, 75252, Paris Cedex 05, France*

Nataliya Sokolovska

*Laboratory of Computational and Quantitative Biology (LCQB), Sorbonne Université,
4, Place Jussieu, 75005, Paris, France*

Abstract:

The clustering task consists in partitioning elements of a sample into homogeneous groups. Most datasets contain individuals that are ambiguous and intrinsically difficult to attribute to one or another cluster. However, in practical applications, misclassifying individuals is potentially disastrous and should be avoided. To keep the misclassification rate small, one can decide to classify only *a part* of the sample. In the supervised setting, this approach is well known and referred to as classification with an abstention option. In this paper the approach is revisited in an unsupervised mixture-model framework and the purpose is to develop a method that comes with the guarantee that the false clustering rate (FCR) does not exceed a pre-defined nominal level α . A new procedure is proposed and shown to be optimal up to a remainder term in the sense that the FCR is controlled and at the same time the number of classified items is maximized. Bootstrap versions of the procedure are shown to improve the performance in numerical experiments. An application to breast cancer data illustrates the benefits of the new approach from a practical viewpoint.

Keywords and phrases: classification with abstention, clustering, False discovery rate, mixture models.

Contents

1	Introduction	2
1.1	Background	2
1.2	Aim and approach	3
1.3	Presentation of the results	3
1.4	Relation to previous work	5
1.5	Organization of the paper	6
2	Setting	6
2.1	Model	6
2.2	Procedure and criteria	7
2.3	Notation	8

*Corresponding author: ariane.marandon-carlhian@sorbonne-universite.fr.

3	Methods	8
3.1	Oracle procedures	9
3.2	Empirical procedures	10
4	Theoretical guarantees for the plug-in procedure	12
4.1	Additional notation and assumptions	12
4.2	Results	14
5	Experiments	15
5.1	Synthetic data set	15
5.2	Real data set	18
6	Conclusion and discussion	20
	Acknowledgments	21
	References	21

1. Introduction

1.1. Background

Clustering is a standard statistical task that aims at grouping together individuals with similar features. However, it is common that data sets include ambiguous individuals that are inherently difficult to classify, which makes the clustering result potentially unreliable. To illustrate this point, consider a Gaussian mixture model with overlapping mixture components. Then it is difficult, or even impossible, to assign the correct cluster label to data points that fall in the overlap of those clusters, see Figure 1. Hence, when the overlap is large (Figure 1 panel (b)), the misclassification rate of a standard clustering method is inevitably elevated.

This issue is critical in applications where misclassifications come with a high cost for the user and should be avoided. This is for example the case for medical diagnosis, where an error can have severe consequences on the individual's health. When there is too much uncertainty, a solution is to avoid classification for such individuals, and to adopt a wiser “abstention decision”, that leaves the door open for further medical exams.

In a supervised setting, classification with a reject (or abstention) option is a long-standing statistical paradigm, that can be traced back to [13], with more recent works including [20, 9, 37], among others. In this line of research, rejection is accounted for by adding a term to the risk that penalizes any rejection (i.e., non classification).

Recently, still in the supervised setting, [18] and [3] have considered the problem of having a prescribed control of the classification error among the classified items (those that are not rejected). In these works the proposed method consists of thresholding the estimated class probabilities by a pre-trained classifier, in a data-driven manner. Both of these works provide the guarantee that the resulting selective classifier has its true risk bounded by a prescribed level with high probability.

1.2. Aim and approach

The goal of the present work is to propose a labelling guarantee on the classified items in the more challenging unsupervised setting, where no training set is available and data are assumed to be generated from a finite mixture model. This is achieved by the possibility to refuse to cluster ambiguous individuals and by using the false clustering rate (FCR), which is defined as the average proportion of misclassifications among the classified objects. Our procedures are devised to keep the FCR below some nominal level α , while classifying a maximum number of items.

It is important to understand the role of the nominal level α in our approach. It is chosen by the user and depends on their acceptance or tolerance for misclassified objects. Since the FCR is the misclassification risk that is allowed on the classified objects, the final interpretation of an FCR control at level α is clear: if, for instance, α is set to 5% and 100 items are finally chosen to be classified by the method, then the number of misclassified items is expected to be at most 5. This high interpretability is similar to the one of the false discovery rate (FDR) in multiple testing, which has known a great success in applications since its introduction by [10]. This is a clear advantage of our approach for practical use compared to the methods with a rejection option that are based on a penalized risk.

In our framework, a procedure is composed of two intertwined decisions:

- a selection rule deciding which of the items are labelled;
- a clustering method inferring the labels for the selected items.

Both decisions heavily rely on the appropriate quantification of the uncertainty of the cluster labels. As such, our approach is model-based, and can be viewed as a method that thresholds the posterior probabilities of the cluster labels with a data-driven choice of the threshold. The performance of the method will depend on the quality of the estimates of these posterior probabilities in the mixture model.

The adaptive character of our method is illustrated in Figure 1: when the clusters are well separated (panel (a)), the new procedure only discards few items and provides a clustering close to the correct one. However, when clusters are overlapping (panel (b)), to avoid a high misclassification error, the procedure discards most of the items and only provides few labels, for which the uncertainty is low. In both cases, the proportion of misclassified items among the selected ones is small and in particular close to the target level α (here 10%). Hence, by adapting the amount of labeled or discarded items, our method always delivers a reliable clustering result, inspite of the varying intrinsic difficulty of the clustering task.

1.3. Presentation of the results

Let us now describe in more details the main contributions of the paper.

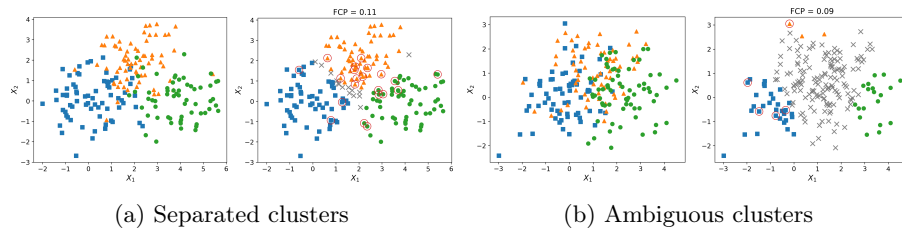


Figure 1: Data from Gaussian mixtures with three components ($n = 200$), in a fairly separated case (panel (a)) and an ambiguous case (panel (b)). In each panel, the left part displays the true clustering, while the right part illustrates the new procedure (plug-in procedure at level $\alpha = 10\%$), that does not cluster all items. The points not classified are depicted by grey crosses. Red circles indicate erroneous labels.

- We introduce three new data-driven procedures that perform simultaneously selection and clustering: the plug-in procedure (illustrated in Figure 1) and two bootstrap procedures (parametric and non-parametric), see Section 3.2.
- We prove that the plug-in procedure controls the FCR at the desired level α , up to a remainder term which becomes small when the sample size grows. In addition, this procedure is shown to satisfy the following optimality property: any other procedure that provides an FCR control necessarily classifies as many or less items than the plug-in procedure, up to a small remainder term (Theorem 5).
- Numerical experiments¹ establish that the bootstrap procedures improve the plug-in procedure in terms of non-asymptotic FCR control, and thus are more reliable for practical use, where the sample size may be moderate, see Section 5.1. In particular, the FCR control is shown to be valid in various scenarios, including those where the overall misclassification risk (with no abstention option) is too large.
- Our analysis also shows that the fixed threshold procedure that only labels items with a maximum posterior probability larger than $1 - \alpha$ is generally suboptimal for an FCR control at level α , see Section 5.1. To this extent, our procedures can be seen as refined algorithms that classify more individuals while maintaining the FCR control.
- The practical impact of our approach is demonstrated on a real data set, see Section 5.2.

¹We publicly release the code of these experiments at <https://github.com/arianemarandon/fcrcontrol>. We have also included a Jupyter notebook that demonstrates the use of our procedures.

1.4. Relation to previous work

Other clustering guarantees in unsupervised learning While we provide a specific FCR control guarantee on the clustering, other criteria, not particularly linked to a rejection option, have been previously proposed in an unsupervised setting. Previous works provided essentially two types of guarantees: while early works focused on the probability of exact recovery [4, 36, 1], recent contributions rather considered minimizing the misclassification risk [22, 23, 19, 14]. Other criteria include the probability to make a different decision than the Bayes rule [6], or the fact that all clusters are mostly homogeneous with high probability [28]. All these works provide a guarantee only if the setting is favorable enough. By contrast, providing a rejection option is the key to obtain a guarantee in any setting (in the worst situation, the procedure will not classify any item).

Comparison to [16] and [24] We describe here two recent studies that are related to ours, because they also use a FCR-like criterion. The first one is the work of [16], which also relies on a thresholding of the (estimated) posterior probabilities. However, the control is different, because it does not provide an FCR control, but rather a type-II error control concerning the probability of classifying an item. Also, the proposed procedure therein requires an additional labeled sample (semi-supervised setting), which is not needed in our context.

The work of [24] also proposes a control of the FCR. However, the analysis therein is solely based on the case where the model parameters are known (thus corresponding to the oracle case developed in Section 3.1 here). Compared to [24], the present work provides number of new contributions, which are all given in Section 1.3. Let us also emphasize that we handle the label switching problem in the FCR, which seems to be overlooked in [24].

Relation to the false discovery rate The FCR is closely related to the false discovery rate (FDR) in multiple testing, defined as the average proportion of errors among the discoveries. In fact, we can roughly view the problem of designing an abstention rule as testing, for each item i , whether the clustering rule correctly classifies item i or not. With this analogy, our selection rule is based on quantities similar to the local FDR values [17], a key quantity to build optimal FDR controlling procedures in multiple testing mixture models, see, e.g., [34, 35, 12, 30]. In particular, our final selection procedure shares similarities with the procedure introduced in [35], also named cumulative ℓ -value procedure [2]. In addition, our theoretical analysis is related to the work of [30], although the nature of the algorithm developed therein is different from here: they use the q -value procedure of [34], while our method rather relies on the cumulative ℓ -value procedure.

1.5. Organization of the paper

The paper is organized as follows: Section 2 introduces the model and relevant notation, namely the FCR criterion, with a particular care for the label switching problem. Section 3 presents the new methods: the oracle, plug-in and the bootstrap approaches. Our main theoretical results are provided in Section 4, after introducing appropriate assumptions. Section 5 presents numerical experiments and an application to a real data set, while a conclusion is given in Section 6. Proofs of the results and technical details are deferred to appendices.

2. Setting

This section presents the notation, model, procedures and criteria that will be used throughout the manuscript.

2.1. Model

Let $\mathbf{X} = (X_1, \dots, X_n)$ be an observed random sample of size n . Each X_i is an i.i.d. copy of a d -dimensional real random vector, which is assumed to follow the standard mixture model:

$$\begin{aligned} Z &\sim \mathcal{M}(\pi_1, \dots, \pi_Q), \\ X|Z = q &\sim F_{\phi_q}, \quad 1 \leq q \leq Q, \end{aligned}$$

where $\mathcal{M}(\pi_1, \dots, \pi_Q)$ denotes the multinomial distribution of parameter π (equivalently, $\pi_q = \mathbb{P}(Z = q)$ for each q). The model parameters are given by

- the probability distribution π on $\{1, \dots, Q\}$ that is assumed to satisfy $\pi_q > 0$ for all q . Hence, π_q corresponds to the probability of being in class q ;
- the parameter $\phi = (\phi_1, \dots, \phi_Q) \in \mathcal{U}^Q$, where $\{F_u, u \in \mathcal{U}\}$ is a collection of distributions on \mathbb{R}^d . Every distribution F_u is assumed to have a density with respect to the Lebesgue measure on \mathbb{R}^d , denoted by f_u . Moreover, we assume that the ϕ_q 's are all distinct.

The number of classes Q is assumed to be known and fixed throughout the manuscript (see Section 6 for a discussion). Thus, the overall parameter is $\theta = (\pi, \phi)$, the parameter set is denoted by Θ , and the distribution of (Z, X) is denoted by P_θ . The distribution family $\{P_\theta, \theta \in \Theta\}$ is the considered statistical model. We also assume that Θ is an open subset of \mathbb{R}^K for some $K \geq 1$ with the corresponding topology.

In this mixture model, the latent vector $\mathbf{Z} = (Z_1, \dots, Z_n)$ encodes a partition of the n observations into Q classes given by $\{1 \leq i \leq n : Z_i = q\}$, $1 \leq q \leq Q$. We refer to this model-based, random partition as the true latent clustering in the sequel.

In what follows, the “true” parameter that generates (Z, X) is assumed to be fixed and is denoted by $\theta^* \in \Theta$.

2.2. Procedure and criteria

Our approach starts with a given clustering rule, that aims at recovering the true latent clustering for all observed items. In general, a clustering rule is defined as a (measurable) function of the observation \mathbf{X} returning a vector of labels $\hat{\mathbf{Z}} = (\hat{Z}_i)_{1 \leq i \leq n} \in \{1, \dots, Q\}^n$ for which the label q is assigned to individual i if and only if $\hat{Z}_i = q$. Note that in the unsupervised setting only the partition of the observations is of interest, not the labels themselves. Switching the labels of $\hat{\mathbf{Z}}$ does not change the corresponding partition.

The classification error of $\hat{\mathbf{Z}}$, with respect to specific labels, is given by $\varepsilon(\hat{\mathbf{Z}}, \mathbf{Z}) = \sum_{i=1}^n \mathbb{1}\{Z_i \neq \hat{Z}_i\}$. A label-switching invariant error is the clustering risk of $\hat{\mathbf{Z}}$ defined by

$$R(\hat{\mathbf{Z}}) = \mathbb{E}_{\theta^*} \left(\min_{\sigma \in [Q]} \mathbb{E}_{\theta^*} \left(n^{-1} \varepsilon(\sigma(\hat{\mathbf{Z}}), \mathbf{Z}) \mid \mathbf{X} \right) \right), \quad (1)$$

where $[Q]$ denotes the set of all permutations on $\{1, \dots, Q\}$. The minimum over all permutations σ is the way to handle the aforementioned label-switching problem.

Remark 1. *The position of the minimum w.r.t. σ in the risk (1) matters: the permutation σ is allowed to depend on X but not on Z . Hence, this risk has to be understood as being computed up to a data-dependent label switching. This definition coincides with the usual definition of the misclassification risk in the situation where the true clustering is deterministic, see [22, 23]. Hence, it can be seen as a natural extension of the latter to a mixture model where the true clustering is random.*

Classically, we aim to find a clustering rule $\hat{\mathbf{Z}}$ such that the clustering risk is “small”. However, as mentioned above, whether this is possible or not depends on the intrinsic difficulty of the clustering problem and thus of the true parameter θ^* (see Figure 1). Therefore, the idea is to provide a selection rule, that is, a (measurable) function of the observation \mathbf{X} returning a subset of indices $S \subset \{1, \dots, n\}$, such that the clustering risk *with restriction to S* is small. Throughout the paper, a *procedure* refers to a couple $\mathcal{C} = (\hat{\mathbf{Z}}, S)$, where $\hat{\mathbf{Z}}$ is a clustering rule and S is a selection rule.

Definition 1 (False clustering rate). *The false clustering rate (FCR²) of a procedure $\mathcal{C} = (\hat{\mathbf{Z}}, S)$ is given by*

$$\text{FCR}_{\theta^*}(\mathcal{C}) = \mathbb{E}_{\theta^*} \left(\min_{\sigma \in [Q]} \mathbb{E}_{\theta^*} \left(\frac{\varepsilon_S(\sigma(\hat{\mathbf{Z}}), \mathbf{Z})}{\max(|S|, 1)} \mid \mathbf{X} \right) \right), \quad (2)$$

where $\varepsilon_S(\hat{\mathbf{Z}}, \mathbf{Z}) = \sum_{i \in S} \mathbb{1}\{Z_i \neq \hat{Z}_i\}$ denotes the misclassification error restricted to subset S .

²Note that the acronym FCR is also used for ‘false coverage rate’ in confidence interval selection [11]. However, the setting here is markedly different.

In this work, the aim is to find a procedure \mathcal{C} such that the false clustering rate is controlled at a nominal level α , that is, $\text{FCR}_{\theta^*}(\mathcal{C}) \leq \alpha$. Obviously, choosing S empty implies $\varepsilon_S(\sigma(\hat{\mathbf{Z}}), \mathbf{Z}) = 0$ a.s. for any permutation σ and thus satisfies this control. Hence, while maintaining the control $\text{FCR}_{\theta^*}(\mathcal{C}) \leq \alpha$, we aim to classify as much individuals as possible, that is, to make $\mathbb{E}_{\theta^*}|S|$ as large as possible.

The definition of the FCR (2) involves an expectation of a ratio, which is more difficult to handle than a ratio of expectations. Hence, the following simpler alternative criterion will also be useful in our analysis.

Definition 2 (Marginal false clustering rate). *The marginal false clustering rate (mFCR) of a procedure $\mathcal{C} = (\hat{\mathbf{Z}}, S)$ is given by*

$$\text{mFCR}_{\theta^*}(\mathcal{C}) = \frac{\mathbb{E}_{\theta^*} \left(\min_{\sigma \in [Q]} \mathbb{E}_{\theta^*} \left(\varepsilon_S(\sigma(\hat{\mathbf{Z}}), \mathbf{Z}) \mid \mathbf{X} \right) \right)}{\mathbb{E}_{\theta^*}(|S|)}, \quad (3)$$

with the convention $0/0 = 0$.

Note that the mFCR is similar to the criterion introduced in [16] in the supervised setting.

2.3. Notation

We will extensively use the following notation: for all $q \in \{1, \dots, Q\}$ and $\theta = (\pi, \phi) \in \Theta$, we let

$$\ell_q(X, \theta) = \mathbb{P}_\theta(Z = q | X) = \frac{\pi_q f_{\phi_q}(X)}{\sum_{\ell=1}^Q \pi_\ell f_{\phi_\ell}(X)}; \quad (4)$$

$$T(X, \theta) = 1 - \max_{q \in \{1, \dots, Q\}} \ell_q(X, \theta) \in [0, 1 - 1/Q]. \quad (5)$$

We can see that $\ell_q(X, \theta)$ is the posterior probability of belonging to class q given the measurement X under the distribution P_θ . The quantity $T(X, \theta)$ is a measure of the risk when classifying X : it is close to 0 when there exists a class q such that $\ell_q(X, \theta)$ is close to 1, that is, when X can be classified with large confidence.

3. Methods

In this section, we introduce new methods for controlling the FCR. We start by identifying an *oracle* method, that uses the true value of the parameter θ^* . Substituting the unknown parameter θ^* by an estimator in that oracle provides our first method, called the *plug-in* procedure. We then define a refined version of the plug-in procedure, that accounts for the variability of the estimator and is based on a *bootstrap* approach.

3.1. Oracle procedures

MAP clustering Here, we proceed as if an oracle had given us the true value of θ^* and we introduce an oracle procedure $\mathcal{C}^* = (\hat{\mathbf{Z}}^*, S^*)$ based on this value. As the following lemma shows, the best clustering rule is well-known and given by the Bayes clustering $\hat{\mathbf{Z}}^* = (\hat{Z}_1^*, \dots, \hat{Z}_n^*)$, which can be written as

$$\hat{Z}_i^* \in \operatorname{argmax}_{q \in \{1, \dots, Q\}} \ell_q(X_i, \theta^*), \quad i \in \{1, \dots, n\}, \quad (6)$$

where $\ell_q(\cdot)$ is the posterior probability given by (4).

Lemma 1. *We have $\min_{\mathbf{Z}} R(\hat{\mathbf{Z}}) = R(\hat{\mathbf{Z}}^*) = n^{-1} \sum_{i=1}^n \mathbb{E}_{\theta^*}(T_i^*)$, for the Bayes clustering $\hat{\mathbf{Z}}^*$ defined by (6) and for*

$$T_i^* = T(X_i, \theta^*) = \mathbb{P}_{\theta^*}(Z_i \neq \hat{Z}_i^* | X_i), \quad i \in \{1, \dots, n\}, \quad (7)$$

where $T(\cdot)$ is given by (5).

In words, Lemma 1 states that the oracle statistics T_i^* correspond to the posterior misclassification probabilities of the Bayes clustering. To decrease the overall misclassification risk, it is natural to avoid classification of points with a high value of the test statistic T_i^* .

Thresholding selection rules In this section, we introduce the selection rule, that decides which items are to be classified. From the above paragraph, it is natural to consider a thresholding-based selection rule of the form $S = \{i \in \{1, \dots, n\} : T_i^* \leq t\}$, for some threshold t to be chosen suitably. The following result gives insights for the choice of such a threshold t .

Lemma 2. *For a procedure $\mathcal{C} = (\hat{\mathbf{Z}}^*, S)$ with Bayes clustering and an arbitrary selection S ,*

$$\operatorname{FCR}_{\theta^*}(\mathcal{C}) = \mathbb{E}_{\theta^*} \left(\frac{\sum_{i \in S} T_i^*}{\max(|S|, 1)} \right). \quad (8)$$

As a consequence, a first way to build an (oracle) selection is to set

$$S = \{i \in \{1, \dots, n\} : T_i^* \leq \alpha\}.$$

Since an average of numbers smaller than α is also smaller than α , the corresponding procedure controls the FCR at level α . This procedure is referred to as the procedure *with fixed threshold* in the sequel. It corresponds to the following naive approach: to get a clustering with a risk of α , we only keep the items that are in their corresponding class with a posterior probability of at least $1 - \alpha$. By contrast, the selection rule considered here is rather

$$S = \{i \in \{1, \dots, n\} : T_i^* \leq t(\alpha)\},$$

for a threshold $t(\alpha) \geq \alpha$ maximizing $|S|$ under the constraint $\sum_{i \in S} T_i^* \leq \alpha |S|$. It uniformly improves the procedure with fixed threshold and will in general lead to a (much) broader selection. This gives rise to the *oracle procedure*, that can be easily implemented by ordering the T_i^* 's, see Algorithm 1.

Algorithm 1: Oracle procedure

Input: Parameter θ^* , sample (X_1, \dots, X_n) , level α .

1. Compute the posterior probabilities $\mathbb{P}_{\theta^*}(Z_i = q | X_i)$, $1 \leq i \leq n$, $1 \leq q \leq Q$;
2. Compute the Bayes clustering \hat{Z}_i^* , $1 \leq i \leq n$, according to (6);
3. Compute the probabilities T_i^* , $1 \leq i \leq n$, according to (7);
4. Order these probabilities in increasing order $T_{(1)}^* \leq \dots \leq T_{(n)}^*$;
5. Choose k^* the maximum of $k \in \{0, \dots, n\}$ such that $\max(k, 1)^{-1} \sum_{j=1}^k T_{(j)}^*(\mathbf{X}) \leq \alpha$;
6. Select S_α^* , the index corresponding to the k^* smallest elements among the T_i^* 's.

Output: Oracle procedure $\mathcal{C}_\alpha = (\hat{\mathbf{Z}}^*, S_\alpha^*)$.

Algorithm 2: Plug-in procedure

Input: Sample (X_1, \dots, X_n) , level α .

1. Compute an estimator $\hat{\theta}$ of θ ;
2. Run the oracle procedure given in Algorithm 1 with $\hat{\theta}$ in place of θ^* .

Output: Plug-in procedure $\hat{\mathcal{C}}_\alpha^{\text{PI}} = (\hat{\mathbf{Z}}^{\text{PI}}, \hat{S}_\alpha^{\text{PI}})$.

3.2. Empirical procedures

Plug-in procedure The oracle procedure cannot be used in practice since θ^* is generally unknown. A natural idea then is to approach θ^* by an estimator $\hat{\theta}$ and to plug this estimate into the oracle procedure. The resulting procedure, denoted $\hat{\mathcal{C}}^{\text{PI}} = (\hat{\mathbf{Z}}^{\text{PI}}, \hat{S}_\alpha^{\text{PI}})$, is called the *plug-in procedure* and is implemented in Algorithm 2.

In Section 4, we establish that the plug-in procedure has suitable properties: when n tends to infinity, provided that the chosen estimator $\hat{\theta}$ behaves well and under mild regularity assumptions on the model, the FCR of the plug-in procedure is close to the level α , while it is nearly optimal in terms of average selection number.

Bootstrap procedure Despite the favorable theoretical properties shown in Section 4, the plug-in procedure achieves an FCR that can exceed α in some situations, as we will see in our numerical experiments (Section 5). This is in particular the case when the estimator $\hat{\theta}$ is too rough. Indeed, the uncertainty of $\hat{\theta}$ near θ^* is ignored by the plug-in procedure.

To take into account this effect, we propose to use a bootstrap approach. It is based on the following result.

Lemma 3. *For a given level $\alpha \in (0, 1)$, the FCR of the plug-in procedure $\hat{\mathcal{C}}_\alpha^{\text{PI}}$ is given by*

$$\text{FCR}(\hat{\mathcal{C}}_\alpha^{\text{PI}}) = \mathbb{E}_{\mathbf{X} \sim P_{\theta^*}} \left(\min_{\sigma \in [Q]} \frac{\sum_{i=1}^n \{1 - \ell_{\sigma(\hat{Z}_i^{\text{PI}}(\mathbf{X}))}(X_i, \theta^*)\} \mathbb{1}\{i \in \hat{S}_\alpha^{\text{PI}}(\mathbf{X})\}}{\max(|\hat{S}_\alpha^{\text{PI}}(\mathbf{X})|, 1)} \right). \quad (9)$$

Algorithm 3: Bootstrap procedure

Input: Sample (X_1, \dots, X_n) , level α , number B of bootstrap runs.

1. Choose a grid of increasing levels $(\alpha(k))_{1 \leq k \leq K}$;
2. Compute $\widehat{\text{FCR}}_{\alpha(k)}^B$, $1 \leq k \leq K$, according to (10);
3. Choose \tilde{k} according to (11).

Output: Bootstrap procedure $\widehat{\mathcal{C}}_{\alpha}^{\text{boot}} = \widehat{\mathcal{C}}_{\alpha(\tilde{k})}^{\text{PI}}$.

The general idea is as follows: since $\text{FCR}(\widehat{\mathcal{C}}_{\alpha}^{\text{PI}})$ can exceed α , we choose α' as large as possible such that $\widehat{\text{FCR}}_{\alpha'} \leq \alpha$, for which $\widehat{\text{FCR}}_{\alpha'}$ is a bootstrap approximation of $\text{FCR}(\widehat{\mathcal{C}}_{\alpha'}^{\text{PI}})$ based on (9).

The bootstrap approximation reads as follows: in the RHS of (9), we replace the true parameter θ^* by $\hat{\theta}$ and $\mathbf{X} \sim P_{\theta^*}$ by $\mathbf{X}' \sim \hat{P}$, where \hat{P} is an empirical substitute of P_{θ^*} . This empirical distribution \hat{P} is $P_{\hat{\theta}}$ for the parametric bootstrap and the uniform distribution over the X_i 's for the non-parametric bootstrap. This yields the bootstrap approximation of $\text{FCR}(\widehat{\mathcal{C}}_{\alpha}^{\text{PI}})$ given by

$$\widehat{\text{FCR}}_{\alpha} = \mathbb{E}_{\mathbf{X}' \sim \hat{P}} \left(\min_{\sigma \in [Q]} \frac{\sum_{i=1}^n \{1 - \ell_{\sigma(\hat{Z}_i^{\text{PI}}(\mathbf{X}'))}(X'_i, \hat{\theta}(\mathbf{X}))\} \mathbb{1}\{i \in \hat{S}_{\alpha}^{\text{PI}}(\mathbf{X}')\}}{\max(|\hat{S}_{\alpha}^{\text{PI}}(\mathbf{X}')|, 1)} \middle| \mathbf{X} \right).$$

Classically, the latter is itself approximated by a Monte-Carlo scheme:

$$\widehat{\text{FCR}}_{\alpha}^B = \frac{1}{B} \sum_{b=1}^B \min_{\sigma \in [Q]} \frac{\sum_{i=1}^n \{1 - \ell_{\sigma(\hat{Z}_i^{\text{PI}}(\mathbf{X}^b))}(X_i^b, \hat{\theta}(\mathbf{X}))\} \mathbb{1}\{i \in \hat{S}_{\alpha}^{\text{PI}}(\mathbf{X}^b)\}}{\max(|\hat{S}_{\alpha}^{\text{PI}}(\mathbf{X}^b)|, 1)}, \quad (10)$$

with $\mathbf{X}^1, \dots, \mathbf{X}^B$ i.i.d. $\sim \hat{P}$ corresponding to the bootstrap samples of \mathbf{X} .

Let $(\alpha(k))_{1 \leq k \leq K} \in (0, 1)^K$ be a grid of increasing nominal levels (possibly with restriction to values slightly below the target level α). Then, the bootstrap procedure at level α is defined as $\widehat{\mathcal{C}}_{\alpha}^{\text{boot}} = \widehat{\mathcal{C}}_{\alpha(\tilde{k})}^{\text{PI}}$, where

$$\tilde{k} = \max \left\{ k \in \{1, \dots, K\} : \widehat{\text{FCR}}_{\alpha(k)}^B \leq \alpha \right\}. \quad (11)$$

This procedure is implemented in Algorithm 3.

Remark 2 (Parametric versus non parametric bootstrap). *The usual difference between parametric and non parametric bootstrap also holds in our context: the parametric bootstrap is fully based on $P_{\hat{\theta}}$, while the non parametric bootstrap builds an artificial sample (with replacement) from the original sample, which does not come from a P_{θ} -type distribution. This gives rise to different behaviors in practice: when $\hat{\theta}$ is too optimistic (which will be typically the case here when the estimation error is large), the correction brought by the parametric bootstrap (based on $P_{\hat{\theta}}$) is often weaker than that of the non parametric one. By contrast, when $\hat{\theta}$ is close to the true parameter, the parametric bootstrap approximation is more faithful because it uses the model, see Section 5.*

4. Theoretical guarantees for the plug-in procedure

In this section, we derive theoretical properties for the plug-in procedure: we show that its FCR and mFCR are close to α , while its expected selection number is close to be optimal under some conditions.

4.1. Additional notation and assumptions

We make use of an optimality theory for mFCR control, that will be developed in detail in Section A.2. This approach extensively relies on the following quantities (recall the definition of $T(X, \theta)$ in (5)):

$$\text{mFCR}_t^* = \mathbb{E}_{\theta^*} (T(X, \theta^*) \mid T(X, \theta^*) < t); \quad (12)$$

$$t^*(\alpha) = \sup \{t \in [0, 1] : \text{mFCR}_t^* \leq \alpha\} \quad (13)$$

$$\alpha_c = \inf \{\text{mFCR}_t^* : t \in (0, 1], \text{mFCR}_t^* > 0\}; \quad (14)$$

$$\bar{\alpha} = \text{mFCR}_1^*. \quad (15)$$

In words, mFCR_t^* is the mFCR of an oracle procedure that selects the T_i^* smaller than some threshold t (Lemma 11). Then, $t^*(\alpha)$ is the optimal threshold such that this procedure has an mFCR controlled at level α . Next, α_c and $\bar{\alpha}$ are the lower and upper bounds for the nominal level α , respectively, for which the optimality theory can be applied.

Now, we introduce our main assumption, which will be ubiquitous in our analysis.

Assumption 1. *For all $\theta \in \Theta$ and $q \in \{1, \dots, Q\}$, under P_{θ^*} , the r.v. $\ell_q(X, \theta)$ given by (4) is continuous. In addition, the function $t \mapsto \mathbb{P}_{\theta^*}(T(X, \theta) < t)$ is increasing on $(\alpha_c, \bar{\alpha})$, where $T(X, \theta)$ is given by (5).*

Note that Assumption 1 implies the continuity of the r.v. $T(X, \theta)$. Indeed, $\mathbb{P}(T(X, \theta) = t) \leq \sum_{q=1}^Q \mathbb{P}(\ell_q(X, \theta) = 1 - t)$. Hence, this assumption implies that $t \mapsto \mathbb{P}_{\theta^*}(T(X, \theta) < t)$ is both continuous on $[0, 1]$ and increasing on $(\alpha_c, \bar{\alpha})$. This is useful in several regards: first, it prohibits ties in the $T(X_i, \theta)$'s, $1 \leq i \leq m$, so that the selection rule (see Algorithm 1) can be truly formulated as a thresholding rule (see Lemma 12). Second, it entails interesting properties for function $t \mapsto \text{mFCR}_t^*$, see Lemma 11 (this in particular ensures that the supremum in (13) is a maximum). Also note that the inequality $0 \leq \alpha_c < \bar{\alpha} < 1 - 1/Q$ holds under Assumption 1.

The next assumption ensures that the density family $\{f_u, u \in \mathcal{U}\}$ is smooth, and will be useful to establish consistency results.

Assumption 2. *For P_{θ^*} -almost all $x \in \mathbb{R}^d$, $u \in \mathcal{U} \mapsto f_u(x)$ is continuous.*

Moreover, we can derive convergence rates under the following additional regularity conditions.

Assumption 3. *There exist positive constants $r = r(\theta^*)$, $C_1 = C_1(\theta^*)$, $C_2 = C_2(\theta^*, \alpha)$, $C_3 = C_3(\theta^*, \alpha)$ such that*

(i) for \mathbb{P}_{θ^*} -almost all x , $u \in \mathcal{U} \mapsto f_u(x)$ is continuously differentiable, and

$$\sum_{1 \leq q \leq Q} \mathbb{E}_{\theta^*} \sup_{\substack{\theta \in \Theta \\ \|\theta - \theta^*\| \leq r}} \|\nabla_{\theta} \ell_q(X, \theta)\| \leq C_1;$$

(ii) for all $t, t' \in [0, 1]$, $|\mathbb{P}_{\theta^*}(T(X, \theta^*) < t) - \mathbb{P}_{\theta^*}(T(X, \theta^*) < t')| \leq C_2|t - t'|$;
 (iii) for all $\beta \in [(\alpha_c + \alpha)/2, (\alpha + \bar{\alpha})/2]$, $|t^*(\beta) - t^*(\alpha)| \leq C_3|\beta - \alpha|$.

Example 1. In Appendix D, it is proved that Assumptions 1, 2 and 3 hold true in the homoscedastic two-component multivariate Gaussian mixture model, see Lemma 21.

Next, we consider the following complexity assumption to ensure concentration of the underlying empirical processes. It is given in terms of the VC dimension of specific function classes involving ℓ_q . In the sequel, the VC dimension of a function set \mathcal{F} is defined as the VC dimension of the set family $\{x \in \mathbb{R}^d : f(x) \geq u\}$, $f \in \mathcal{F}$, $u \in \mathbb{R}$, see, e.g., [8]. We denote

$$\mathcal{V} = \text{VC dimension of } \{\ell_q(\cdot, \theta), \theta \in \Theta, 1 \leq q \leq Q\}; \quad (16)$$

$$\mathcal{V}_- = \text{VC dimension of } \{\mathbb{1}\{\ell_q(\cdot, \theta) - \ell_{q'}(\cdot, \theta) \geq 0\}, \theta \in \Theta, 1 \leq q, q' \leq Q\}. \quad (17)$$

Assumption 4. The VC dimensions \mathcal{V} and \mathcal{V}_- are finite.

Example 2. In the two-component case $Q = 2$ where P_{θ} belongs to an exponential family, we have that $\mathcal{V}, \mathcal{V}_- \lesssim k^2 \log(k)$ (see Lemma 16) with k the dimension of the sufficient statistic vector. For instance, $k = d + d^2$ for the Gaussian family, hence $\mathcal{V}, \mathcal{V}_- \lesssim d^4 \log(d)$ in that case. (For the specific case of the homoscedastic Gaussian family, we have that $\mathcal{V}, \mathcal{V}_- \lesssim d$, see Lemma 22).

Let us now discuss conditions on the estimator $\hat{\theta}$ on which the plug-in procedure is based. We start by introducing the following assumption (used in the concentration part of the proof, see Lemma 14).

Assumption 5. The estimator $\hat{\theta}$ is assumed to take its values in a countable subset \mathcal{D} of Θ .

This assumption is a minor restriction, because we can always choose $\mathcal{D} \subset \mathbb{Q}^K$ (recall $\Theta \subset \mathbb{R}^K$). Next, we additionally define a quantity measuring the quality of the estimator: for all $\epsilon > 0$,

$$\eta(\epsilon, \theta^*) = \mathbb{P}_{\theta^*} \left(\min_{\sigma \in [Q]} \|\hat{\theta}^{\sigma} - \theta^*\|_2 \geq \epsilon \right). \quad (18)$$

Example 3. The literature provides several results regarding the estimation of Gaussian mixtures, see e.g. [31] for a review. Proposition 19 revisits some of these results, for the estimator derived from EM algorithm [15, 7] and the constrained MLE [21].

4.2. Results

We now state our main results, starting with the consistency of the plug-in procedure.

Theorem 4 (Asymptotic optimality of the plug-in procedure). *Let Assumptions 1, 2, and 4 be true. Consider an estimator $\hat{\theta}$ satisfying Assumption 5 and which is consistent in the sense that for all $\epsilon > 0$, the probability $\eta(\epsilon, \theta^*)$ given by (18) tends to 0 as n tends to infinity. Then the corresponding plug-in procedure $\hat{\mathcal{C}}_\alpha^{PI}$ (Algorithm 2) satisfies the following: for any $\alpha \in (\alpha_c, \bar{\alpha})$, we have*

$$\limsup_n \text{FCR}(\hat{\mathcal{C}}_\alpha^{PI}) \leq \alpha, \quad \limsup_n \text{mFCR}(\hat{\mathcal{C}}_\alpha^{PI}) \leq \alpha,$$

and for any procedure $\mathcal{C} = (\hat{\mathbf{Z}}, S)$ that controls the mFCR at level α , we have

$$\liminf_n \{n^{-1} \mathbb{E}_{\theta^*}(|\hat{S}_\alpha^{PI}|) - n^{-1} \mathbb{E}_{\theta^*}(|S|)\} \geq 0.$$

Next, we derive convergence rates under the additional regularity conditions given by Assumption 3.

Theorem 5 (Optimality of the plug-in procedure with rates). *Consider the setting of Theorem 4, where in addition Assumption 3 holds. Recall $\eta(\epsilon, \theta^*)$ defined by (18) and $\mathcal{V}, \mathcal{V}_-$ defined by (16), (17) respectively. Let s^* denote the selection rate of the oracle procedure mentioned in Section 4.1, with threshold $t^*(\alpha)$ and applied at level $(\alpha + \alpha_c)/2$. With constants $A > 0$ and $B > 0$ only depending on $Q, C_1, C_2, C_3, \mathcal{V}, \mathcal{V}_-$ and s^* , we have for any sequence $\epsilon_n > 0$ tending to zero, for n larger than a constant only depending on α and θ^* ,*

$$\text{FCR}(\hat{\mathcal{C}}_\alpha^{PI}) \leq \alpha + A\sqrt{\epsilon_n} + B\sqrt{\log n/n} + 5/n^2 + \eta(\epsilon_n, \theta^*) \quad (19)$$

$$n^{-1} \mathbb{E}_{\theta^*}(|\hat{S}_\alpha^{PI}|) - n^{-1} \mathbb{E}_{\theta^*}(|S|) \geq -A\sqrt{\epsilon_n} - B\sqrt{\log n/n} - 5/n^2 - \eta(\epsilon_n, \theta^*), \quad (20)$$

for any procedure $\mathcal{C} = (\hat{\mathbf{Z}}, S)$ that controls the mFCR at level α .

The proof is based on a more general non-asymptotical result, for which the remainder terms are more explicit, see Theorem 6 and Appendix A. It employs techniques that share similarities with the work of [30] developed in a different context. Here, a difficulty is to handle the new statistic $T(X_i, \hat{\theta})$ which is defined as an extremum, see (5).

Theorem 5 establishes that, given a model which is regular enough and a consistent estimator, the plug-in procedure controls the FDR and is asymptotically optimal up to remainder terms which are of the order of $\sqrt{\epsilon_n} + \sqrt{\log n/n} + \eta(\epsilon_n, \theta^*)$. Here, ϵ_n dominates the convergence rate of the parameter estimate, and is taken large enough to ensure that $\eta(\epsilon_n, \theta^*)$ vanishes.

For instance, in the multivariate Gaussian mixture model (with further assumptions) and by considering either the EM estimator or the constrained MLE, we have $\eta(\epsilon_n, \theta^*) \leq 1/n$ for $\epsilon_n = C\sqrt{\log(n)/n}$, see Proposition 19. This implies that the remainder terms in (19) and (20) are at most of order $((\log n)/n)^{1/4}$.

5. Experiments

In this section, we evaluate the behavior of the new procedures: plug-in (Algorithm 2), parametric bootstrap and non parametric bootstrap (Algorithm 3). For this, we use both synthetic and real data.

5.1. Synthetic data set

The performance of our procedures is studied via simulations in different settings with various difficulties. All of them are Gaussian mixture models, with possible restrictions on the parameter space. For parameter estimation, the classical EM algorithm is applied with 100 iterations and 10 starting points chosen with Kmeans++ [5]. In the bootstrap procedures $B = 1000$ bootstrap samples are generated. The performance of all procedures is assessed via the *sample FCR* and the proportion of classified data points, which is referred to as the *selection frequency*. For every setting and every set of parameters, depicted results display the mean over 100 simulated datasets. As a baseline, we consider the fixed threshold procedure in which one selects data points that have a maximum posterior group membership probability that exceeds $1 - \alpha$. The oracle procedure (Algorithm 1) is also considered in our experiments for comparison.

Known proportions and covariances In the first setting, the true mixture proportions and covariance matrices are known and used in the EM algorithm. We consider the case $Q = 2$, $\pi_1 = \pi_2 = 1/2$ and $\Sigma_1 = \Sigma_2 = I_d$ with I_d the $(d \times d)$ -identity matrix. For the mean vectors, we set $\mu_1 = 0$ and $\mu_2 = (\epsilon/\sqrt{d}, \dots, \epsilon/\sqrt{d})$. The quantity ϵ corresponds to the mean separation, that is, $\|\mu_1 - \mu_2\|_2 = \epsilon$ and accounts for the difficulty of the clustering problem.

Figure 2 displays the FCR for nominal level $\alpha = 0.1$, sample size $n = 100$, dimension $d = 2$ and varying mean separation $\epsilon \in \{1, \sqrt{2}, 2, 4\}$. Globally, our procedures all have an FCR close to the target level α (excepted for the very well separated case $\epsilon = 4$ for which the FCR is much smaller because a large part of the items can be trivially classified). In addition, the selection rate is always close to the one of the oracle procedure. On the other hand, the baseline procedure is too conservative: its FCR can be well below the nominal level and it selects up to 50% less than the other procedures. This is well expected, because unlike our procedures, the baseline has a fixed threshold and thus does not adapt to the difficulty of the problem.

We also note that the FCR of the plug-in approach is slightly inflated for a weak separation ($\epsilon = 1$). This comes from the parameter estimation, which is difficult in that case. This also illustrates the interest of the bootstrap methods, that allow to recover the correct level in that case, by appropriately correcting the plug-in approach.

Diagonal covariances In this setting, the true parameters are the same as in the previous paragraph, but the true mixture proportions and covariance

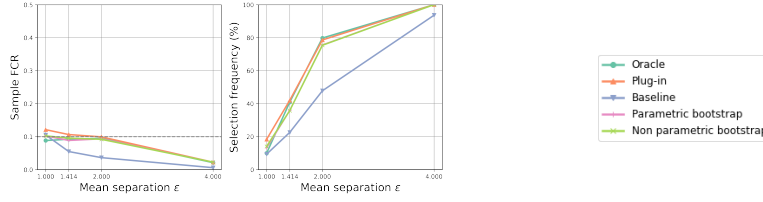


Figure 2: FCR (left panel) and selection frequency (right panel) as a function of the mean separation ϵ . Known mixture proportions and covariances setting with $Q = 2$, $n = 100$, $d = 2$, $\alpha = 0.1$.

matrices are unknown. However, to help the estimation, we suppose a diagonal structure for Σ_1 and Σ_2 , which is used in the EM algorithm.

Figure 3a displays the FCR and the selection frequency as a function of the separation ϵ . The conclusion is qualitatively the same as in the previous case, but with larger FCR values for a weak separation. Overall, it shows that the plug-in procedure is anti-conservative and that the bootstrap corrections are able to recover an FCR and a selection frequency close to the one of the oracle. However, for a weak separation, namely $\epsilon = 1$, the parametric bootstrap correction is not enough and the latter procedure still overshoots the nominal level α . Indeed, in our simulations, it appears that $P_{\hat{\theta}}$ is often a distribution that is more favorable than P_{θ^*} from a statistical point of view (for instance, with more separated clusters). These conclusions also hold for varying sample size n , see Figure 3b.

Figure 3c displays the FCR and the selection frequency for varying nominal level α , with $\epsilon = \sqrt{2}$ and $n = 200$. The plug-in is still anti-conservative, while the bootstrap procedures have an FCR that is close to α uniformly on the considered α range. Moreover, we note that for all our procedures (including the plug-in), the gap between the FCR and the nominal level is roughly constant with α : this illustrates the adaptive aspect of our procedures. This is in contrast with the baseline procedure, for which this gap highly depends on α , and which may be either anti-conservative or sub-optimal depending on the α value.

Three-component mixture We next increase the number of classes to $Q = 3$. Figure 4 displays the FCR and the selection frequency for varying α , with a mean separation $\|\mu_1 - \mu_2\|_2 = \|\mu_1 - \mu_3\|_2 = \|\mu_2 - \mu_3\|_2 = \epsilon = 3$. The mean separation is chosen so that the selection frequency of the oracle rule is approximately the same as in the previous paragraph. The increase in Q leads to a deterioration of the performances. Specifically, the FCR of the plug-in overshoots the nominal level by a large amount, and when n is too small, the parametric bootstrap procedure can be anti-conservative while the non parametric bootstrap is over-conservative. This deterioration is expected since from the theory established in Section 4 (see Theorem 5), the residual terms increase with Q , and since the difficulty of the estimation is also increased. However, for a fairly large sample size ($n = 1000$), both bootstrap procedures are correctly

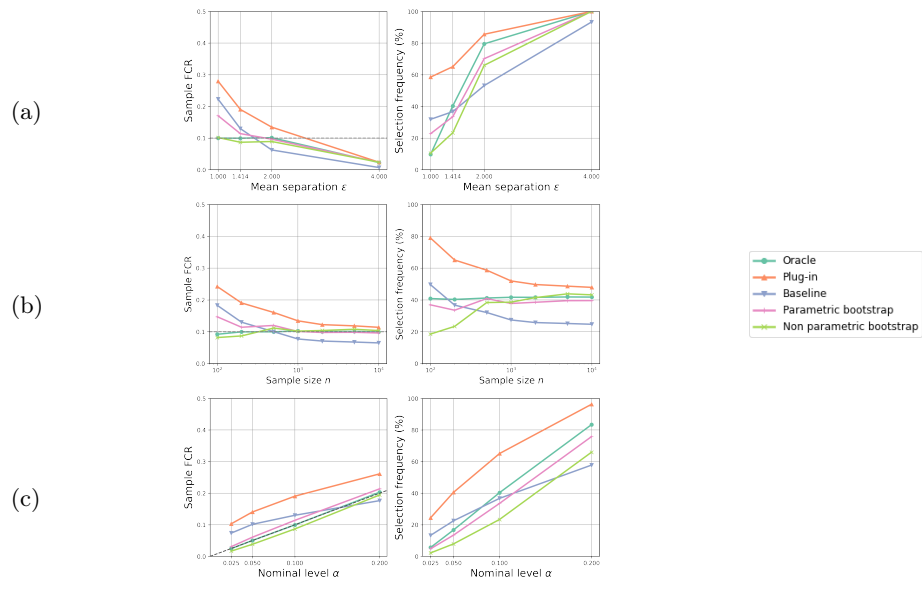


Figure 3: FCR (left panel) and selection frequency (right panel) as a function of: (a) the mean separation; (b) the sample size n ; (c) the nominal level α . Diagonal covariances setting with $Q = 2$, $d = 2$. Default settings are: $n = 200$, $\alpha = 0.1$, $\epsilon = \sqrt{2}$.

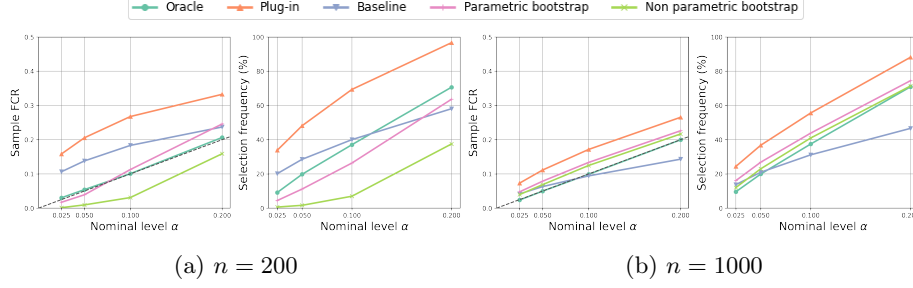


Figure 4: FCR (left panel) and selection frequency (right panel) as a function of the nominal level α . Diagonal covariances setting with $Q = 3$, $d = 2$, $\alpha = 0.1$, $\epsilon = 3$.

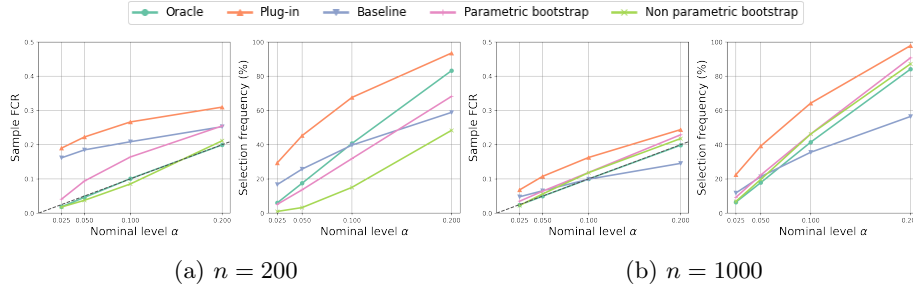


Figure 5: FCR (left panel) and selection frequency (right panel) as a function of the nominal level α . Here $Q = 2$, $d = 10$, $\alpha = 0.1$, $\epsilon = \sqrt{2}$.

mimicking the oracle.

Larger dimension We now increase the dimension to $d = 10$. In that case, parameter estimation is deteriorated. In particular, the maximum posterior probability for any point tends to be very over-estimated. To remedy this issue, we project the data onto a two-dimensional space using PCA. We then apply the EM algorithm to the projected data. This is similar in spirit to spectral clustering and it has the added benefit of combining the objectives of data reduction with clustering. Results are displayed in Figure 5. The conclusions are qualitatively the same as in the previous paragraph.

5.2. Real data set

We consider the Wisconsin Breast Cancer Diagnosis (WDBC) dataset from the UCI ML repository. The data consists of features computed from a digitalized image of a fine needle aspirate (FNA) of a breast mass, on a total of 569 patients

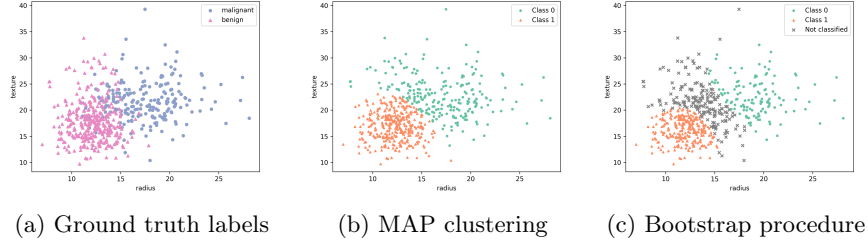


Figure 6: Comparison of the clustering result using t-mixture modelling with ground truth labels on the WDBC dataset, restricted to the variables *radius* and *texture*, with and without selection. With the parametric bootstrap procedure applied at $\alpha = 5\%$, the FCR w.r.t. the ground truth labels is of 3% versus 14% without selection.

(each corresponds to one FNA sample) of which 212 are diagnosed as Benign and 357 as Malignant. Ten real-valued measures were computed for each of the cell nucleus present in the images (e.g. radius, perimeter, texture, etc.). Then, the mean, standard error and mean of the three largest values of these measures were computed for each image, resulting in a total of 30 features. Here, we restrict the analysis to the variables that correspond to the means of these measures.

We choose to model the data as a mixture of Student's t-distributions as proposed in [29]. Student mixtures are appropriate for data containing observations with longer than normal tails or atypical observations leading to overlapping clusters. Compared to Gaussian mixtures, Students are less concentrated and thus produce estimates of the posterior probabilities of class memberships that are less extreme, which is favorable for our selection procedures. In our study, the degree of freedom of each component is set to 4, and no constraints are put on the rest of the parameters. The t-mixture is fit via the EM algorithm provided by the Python package `studenttmixture` [29].

For illustration, Figure 6 (panel (a)) displays the first two variables of the dataset, the mean radius and the mean texture of the images. Different colors indicate the ground truth labels (this information is not used in the clustering). One can see that the Student approximation is fairly good for each of the groups, and there is some overlap between them. Figure 6 (panel (b)) displays the MAP clustering result for the t-mixture model without any selection. The FCR is computed with respect to the ground truth labels and amounts to 14 %. Figure 6 (panel (c)) provides the result of our parametric bootstrap procedure with nominal level $\alpha = 5\%$. The procedure does not classify points that are at the intersection of the clusters, resulting in the classification of 70% of the data, and the FCR equals 3%, which is below the target level.

Finally, Figure 7 displays the results when restricting the analysis to the first ten variables of the dataset and applying PCA to reduce the dimension to 2. In that case, the FCR computed with respect to the ground truth labels without

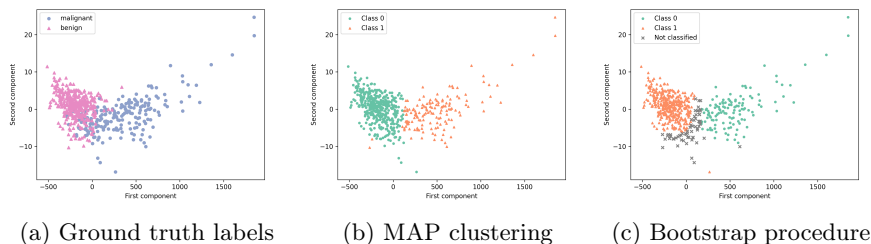


Figure 7: Comparison of the clustering result using PCA and t-mixture modelling with ground truth labels on the WDBC dataset, restricted to the first ten variables, with and without selection. With the parametric bootstrap procedure applied at $\alpha = 5\%$, the FCR w.r.t. the ground truth labels is of 10% versus 14% without selection.

selection is 14 %, while using the bootstrap procedures, this reduces to 10 %, with a selection frequency of 80%.

6. Conclusion and discussion

We have presented new data-driven methods providing both clustering and selection that ensure an FCR control guarantee in a mixture model. The plug-in approach was shown to be theoretically valid both when the parameter estimation is accurate and the sample size is large enough. When this is not necessarily the case, we proposed two second-order bootstrap corrections that have been shown to increase the FCR control ability on numerical experiments. Finally, applying our unsupervised methods to a supervised data set, our approach has been qualitatively validated by considering the attached labels as revealing the true clusters.

We underline that the cluster number Q is assumed to be fixed and known throughout the study. In practice, it can be fitted from the data by using the standard AIC or BIC criteria, using the entire data before application of the selection rule. In addition, if several values of Q make sense from a practical viewpoint, we recommend to provide to the practitioner the collection of the corresponding outputs.

Concerning the pure task of controlling the FCR in the mixture model, our methods provide a correct FCR control in some region of the parameter space, leaving other less favorable parameter configurations with a slight inflation in the FCR level. This phenomenon is well known for FDR control in the two-component mixture multiple testing model [35, 32], and facing a similar problem in our framework is well expected. On the one hand, in some cases, this problem can certainly be solved by improving on parameter estimation: here the EM algorithm seems to over-estimate the extreme posterior probabilities, which makes the plug-in procedure too anti-conservative. On the other hand,

it could be hopeless to expect a robust FCR control uniformly valid over all configurations, while being optimal in the favorable cases. To illustrate that point, we refer to the work [32] that shows that such a procedure does not exist in the FDR controlling case, when the null distribution is Gaussian with an unknown scaling parameter (which is a framework sharing similarities with the one considered here). Investigating such a “lower bound” result in the current setting would provide better guidelines for the practitioner and is therefore an interesting direction for future research. In addition, in these unfavorable cases, adding labeled samples and considering a semi-supervised framework can be an appropriate alternative for practical use. This new sample is likely to considerably improve the inference. Studying the FCR control in that setting is another promising avenue.

Acknowledgments

This work has been supported by ANR-16-CE40-0019 (SansSouci), ANR-17-CE40-0001 (BASICS) and by the GDR ISIS through the “projets exploratoires” program (project TASTY). A. Marandon has been supported by a grant from Région Île-de-France (“DIM Math Innov”). We would like to thank Gilles Blanchard and Stéphane Robin for interesting discussions. We are also grateful to Eddie Aamari and Nhat Ho for their help for proving Lemma 20.

References

- [1] ABBE, E. (2018). Community Detection and Stochastic Block Models: Recent Developments. *Journal of Machine Learning Research* **18** 1-86.
- [2] ABRAHAM, K., CASTILLO, I. and ROQUAIN, E. (2021). Empirical Bayes cumulative ℓ -value multiple testing procedure for sparse sequences. *arXiv preprint arXiv:2102.00929*.
- [3] ANGELOPOULOS, A. N., BATES, S., CANDÈS, E. J., JORDAN, M. I. and LEI, L. (2021). Learn then Test: Calibrating Predictive Algorithms to Achieve Risk Control. *CoRR* **abs/2110.01052**.
- [4] ARORA, S. and KANNAN, R. (2005). Learning mixtures of separated non-spherical Gaussians. *The Annals of Applied Probability* **15** 69 – 92.
- [5] ARTHUR, D. and VASSILVITSKII, S. (2006). k-means++: The advantages of careful seeding Technical Report, Stanford.
- [6] AZIZYAN, M., SINGH, A. and WASSERMAN, L. (2013). Minimax Theory for High-Dimensional Gaussian Mixtures with Sparse Mean Separation. In *Proceedings of the 26th International Conference on Neural Information Processing Systems - Volume 2. NIPS’13* 2139–2147. Curran Associates Inc., Red Hook, NY, USA.
- [7] BALAKRISHNAN, S., WAINWRIGHT, M. J. and YU, B. (2017). Statistical guarantees for the EM algorithm: From population to sample-based analysis. *The Annals of Statistics* **45** 77 – 120.

- [8] BARAUD, Y. (2016). Bounding the expectation of the supremum of an empirical process over a (weak) VC-major class. *Electronic journal of statistics* **10** 1709–1728.
- [9] BARTLETT, P. L. and WEGKAMP, M. H. (2008). Classification with a Reject Option using a Hinge Loss. *Journal of Machine Learning Research* **9** 1823–1840.
- [10] BENJAMINI, Y. and HOCHBERG, Y. (1995). Controlling the false discovery rate: a practical and powerful approach to multiple testing. *J. Roy. Statist. Soc. Ser. B* **57** 289–300. [MR1325392](#) ([96d:62143](#))
- [11] BENJAMINI, Y. and YEKUTIELI, D. (2005). False discovery rate-adjusted multiple confidence intervals for selected parameters. *Journal of the American Statistical Association* **100** 71–81.
- [12] CAI, T., SUN, W. and WANG, W. (2019). Covariate-assisted ranking and screening for large-scale two-sample inference. *Journal of the Royal Statistical Society: Series B (Statistical Methodology)* **81** 187–234.
- [13] CHOW, C. (1970). On optimum recognition error and reject tradeoff. *IEEE Transactions on Information Theory* **16** 41–46.
- [14] CHRETIEN, S., DOMBRY, C. and FAIVRE, A. (2019). The Guedon-Vershynin Semi-Definite Programming approach to low dimensional embedding for unsupervised clustering. *Frontiers in Applied Mathematics and Statistics*.
- [15] DEMPSTER, A. P., LAIRD, N. M. and RUBIN, D. B. (1977). Maximum Likelihood from Incomplete Data via the EM Algorithm. *Journal of the Royal Statistical Society. Series B (Methodological)* **39** 1–38.
- [16] DENIS, C. and HEBIRI, M. (2020). Consistency of plug-in confidence sets for classification in semi-supervised learning. *Journal of Nonparametric Statistics* **32** 42–72.
- [17] EFRON, B., TIBSHIRANI, R., STOREY, J. D. and TUSHER, V. (2001). Empirical Bayes Analysis of a Microarray Experiment. *Journal of the American Statistical Association* **96** 1151–1160.
- [18] GEIFMAN, Y. and EL-YANIV, R. (2017). Selective Classification for Deep Neural Networks. In *Proceedings of the 31st International Conference on Neural Information Processing Systems. NIPS’17* 4885–4894. Curran Associates Inc., Red Hook, NY, USA.
- [19] GIRAUD, C. and VERZELEN, N. (2018). Partial recovery bounds for clustering with the relaxed K -means. *Mathematical Statistics and Learning* **1** 317–374.
- [20] HERBEI, R. and WEGKAMP, M. H. (2006). Classification with Reject Option. *The Canadian Journal of Statistics / La Revue Canadienne de Statistique* **34** 709–721.
- [21] HO, N. and NGUYEN, X. (2016). On strong identifiability and convergence rates of parameter estimation in finite mixtures. *Electronic Journal of Statistics* **10** 271 – 307.
- [22] LEI, J. and RINALDO, A. (2015). Consistency of spectral clustering in stochastic block models. *The Annals of Statistics* **43** 215 – 237.
- [23] LU, Y. and ZHOU, H. H. (2016). Statistical and computational guarantees

- of lloyd's algorithm and its variants. *arXiv preprint arXiv:1612.02099*.
- [24] MARY-HUARD, T., PERDUCA, V., BLANCHARD, G. and MARIE-LAURE, M.-M. (2021). Error rate control for classification rules in multiclass mixture models.
 - [25] MASSART, P. (2007). *Concentration Inequalities and Model Selection Ecole d'Été de Probabilités de Saint-Flour XXXIII - 2003*, 1st ed. 2007. ed. *École d'Été de Probabilités de Saint-Flour, 1896*. Springer Berlin Heidelberg, Berlin, Heidelberg.
 - [26] MELNYKOV, V. (2013). On the distribution of posterior probabilities in finite mixture models with application in clustering. *Journal of Multivariate Analysis* **122** 175–189.
 - [27] MOHRI, M., ROSTAMIZADEH, A. and TALWALKAR, A. (2012). *Foundations of Machine Learning*. The MIT Press.
 - [28] NAJAFI, A., MOTAHARI, S. A. and RABIEE, H. R. (2020). Reliable clustering of Bernoulli mixture models. *Bernoulli* **26** 1535 – 1559.
 - [29] PEEL, D. and McLACHLAN, G. J. (2000). Robust mixture modelling using the t distribution. *Statistics and Computing* **10** 339–348.
 - [30] REBAFKA, T., ROQUAIN, E. and VILLERS, F. (2019). Graph inference with clustering and false discovery rate control.
 - [31] REGEV, O. and VIJAYARAGHAVAN, A. (2017). On Learning Mixtures of Well-Separated Gaussians. In *2017 IEEE 58th Annual Symposium on Foundations of Computer Science (FOCS)* 85–96.
 - [32] ROQUAIN, E. and VERZELEN, N. (2019). False discovery rate control with unknown null distribution: is it possible to mimic the oracle? *arXiv preprint arXiv:1912.03109*.
 - [33] SHALEV-SHWARTZ, S. and BEN-DAVID, S. (2014). *Understanding Machine Learning: From Theory to Algorithms*. Cambridge University Press, USA.
 - [34] STOREY, J. D. (2003). The positive false discovery rate: a Bayesian interpretation and the q-value. *The Annals of Statistics* **31** 2013–2035.
 - [35] SUN, W. and CAI, T. T. (2007). Oracle and Adaptive Compound Decision Rules for False Discovery Rate Control. *Journal of the American Statistical Association* **102** 901–912.
 - [36] VEMPALA, S. and WANG, G. (2004). A spectral algorithm for learning mixture models. *Journal of Computer and System Sciences* **68** 841–860. Special Issue on FOCS 2002.
 - [37] WEGKAMP, M. and YUAN, M. (2011). Support vector machines with a reject option. *Bernoulli* **17** 1368–1385.

Supplementary material

False clustering rate control in mixture models

by A. Marandon, T. Rebafka, E. Roquain and N. Sokolovska

Appendix A: Proof of Theorems 4 and 5

A.1. A general result

In this section, we establish a general result, from which Theorems 4 and 5 can be deduced. It provides non-asymptotic bounds on the mFCR and the FCR of the plug-in procedure and on its average selection number, by relying only on Assumption 1. To state the result, we introduce some additional quantities measuring the regularity of the model which will appear in our remainder terms. Recall definitions (4), (5) and (13) of $\ell_q(X, \theta)$, $T(X, \theta)$ and $t^*(\alpha)$ respectively, and let for $\epsilon, \delta, v > 0$,

$$\mathcal{W}_\ell(\epsilon) = \sup \left\{ \sup_{x \in \mathbb{R}^d} \left[\max_{1 \leq q \leq Q} |\ell_q(x, \theta^*) - \ell_q(x, \theta)| \right], \|\theta - \theta^*\|_2 \leq \epsilon, \theta \in \Theta \right\}; \quad (21)$$

$$\mathcal{W}_T(\delta) = \sup \{ |\mathbb{P}_{\theta^*}(T(X, \theta^*) < t') - \mathbb{P}_{\theta^*}(T(X, \theta^*) < t)|, \quad (22)$$

$$t, t' \in [0, 1], |t' - t| \leq \delta \}; \quad (23)$$

$$\Psi(\epsilon) = \mathcal{W}_T(\mathcal{W}_\ell(\epsilon)^{1/2}) + \mathcal{W}_\ell(\epsilon)^{1/2}; \quad (24)$$

$$\mathcal{W}_{t^*, \alpha}(v) = \sup \{ |t^*(\alpha + \beta) - t^*(\alpha)|, |\beta| \leq v \}. \quad (25)$$

Theorem 6. *Let Assumption 1 be true. For any $\alpha \in (\alpha_c, \bar{\alpha})$ and constants $s^* = s^*(\alpha, \theta^*) \in (0, 1)$ and $e^* = e(\alpha, \theta^*) > 0$ depending only on α and θ^* , the following holds. Consider the plug-in procedure $\hat{\mathcal{C}}_\alpha^{PI} = (\hat{\mathbf{Z}}^{PI}, \hat{S}_\alpha^{PI})$ introduced in Algorithm 2 and based on an estimator $\hat{\theta}$ satisfying Assumption 5, with $\eta(\epsilon, \theta^*)$ defined by (18). Then for $\epsilon \leq e^*$ and $n \geq (2e)^3$, letting*

$$\Delta_n(\epsilon) = 2(\mathcal{W}_T(\mathcal{W}_{t^*, \alpha}(2\delta_n + 8\Psi(\epsilon)/s^*)) + 4\Psi(\epsilon) + 2\delta_n),$$

for $\delta_n = C\sqrt{(\log n)/n/s^*}$ where $C = 2 + 56Q\sqrt{\mathcal{V}} + 28Q^2\sqrt{\mathcal{V}_-}$ and with the quantities \mathcal{W}_T , \mathcal{W}_ℓ , Ψ , $\mathcal{W}_{t^*, \alpha}$ defined by (23), (21), (24), (25), respectively, it holds:

- The procedure $\hat{\mathcal{C}}_\alpha^{PI}$ controls both the FCR and the mFCR at level close to

α in the following sense:

$$\begin{aligned} \text{FCR}(\hat{\mathcal{C}}_\alpha^{PI}) &\leq \alpha + \Delta_n(\epsilon)/s^* + 5/n^2 + \eta(\epsilon, \theta^*); \\ \text{mFCR}(\hat{\mathcal{C}}_\alpha^{PI}) &\leq \alpha + \Delta_n(\epsilon)/s^* + s^{*-1} [50/n^2 + 10\eta(\epsilon, \theta^*)]. \end{aligned}$$

- The procedure $\hat{\mathcal{C}}_\alpha^{PI}$ is nearly optimal in the following sense: for any other procedure $\mathcal{C} = (\hat{\mathbf{Z}}, S)$ that controls the mFCR at level α ,

$$n^{-1} \mathbb{E}_{\theta^*}(|\hat{S}_\alpha^{PI}|) \geq n^{-1} \mathbb{E}_{\theta^*}(|S|) - \Delta_n(\epsilon).$$

Before proving this result (which will be done in the next subsections), let us first show that Theorem 6 implies Theorems 4 and 5.

Proof of Theorem 4 By Lemma 7 below, $\Delta_n(\epsilon)$ tends to 0 when n tends to infinity and ϵ tends to 0. Moreover, by consistency of $\hat{\theta}$, $\eta(\epsilon, \theta^*)$ tends to 0 for all $\epsilon > 0$. This implies the result.

Lemma 7. *Under Assumption 1, we have $\lim_{\delta \rightarrow 0} \mathcal{W}_T(\delta) = 0$, $\lim_{v \rightarrow 0} \mathcal{W}_{t^*, \alpha}(v) = 0$. Under Assumption 2, we have $\lim_{\epsilon \rightarrow 0} \mathcal{W}_\ell(\epsilon) = 0$. Under both assumptions, we have $\lim_{\epsilon \rightarrow 0} \Psi(\epsilon) = 0$.*

Proof. The only non-trivial fact is for $\mathcal{W}_{t^*, \alpha}(v)$. Assumption 1 and Lemma 11 provide that $t \mapsto \text{mFCR}_t^*$ is a one-to-one continuous increasing map from $(t^*(\alpha_c), t^*(\bar{\alpha}))$ to $(\alpha_c, \bar{\alpha})$. Hence, for $\alpha \in (\alpha_c, \bar{\alpha})$, $\beta \mapsto t^*(\alpha + \beta)$ is continuous in 0 and $\lim_{v \rightarrow 0} \mathcal{W}_{t^*, \alpha}(v) = 0$. \square

Proof of Theorem 5 By using Assumption 3 (with the notation therein) and Lemma 8 below, we have

$$\begin{aligned} \Delta_n(\epsilon) &= 2(\mathcal{W}_T(\mathcal{W}_{t^*, \alpha}(2\delta_n + 8\Psi(\epsilon)/s^*)) + 4\Psi(\epsilon) + 2\delta_n) \\ &\leq 2C_2C_3 \left(2\delta_n + (8/s^*)\sqrt{C_1}(C_2 + 1)\sqrt{\epsilon} \right) + 8\sqrt{C_1}(C_2 + 1)\sqrt{\epsilon} + 4\delta_n \\ &= 8\sqrt{C_1}(C_2 + 1)(1 + 2C_2C_3)\sqrt{\epsilon}/s^* + 4(C_2C_3 + 1)C\sqrt{\log n/n}/s^*, \end{aligned}$$

because $s^* \leq 1$ and by definition of δ_n . This gives (19) and (20) with $A = 8\sqrt{C_1}(C_2 + 1)(1 + 2C_2C_3)/s^{*2}$ and $B = 4(C_2C_3 + 1)C/s^{*2}$.

Lemma 8. *Under Assumption 3, we have $\mathcal{W}_\ell(\epsilon) \leq C_1\epsilon$, $\mathcal{W}_T(\delta) \leq C_2\delta$, $\mathcal{W}_{t^*, \alpha}(v) \leq C_3v$ and $\Psi(\epsilon) \leq \sqrt{C_1}(C_2 + 1)\sqrt{\epsilon}$ for ϵ, δ, v small enough.*

A.2. An optimal procedure

We consider in this section the procedure that serves as an optimal procedure in our theory. For $t \in [0, 1]$, let $\mathcal{C}_t^* = (\hat{\mathbf{Z}}^*, S_t^*)$ be the procedure using the Bayes clustering $\hat{\mathbf{Z}}^*$ (6) and the selection rule $S_t^* = \{i \in \{1, \dots, n\} : T_i^* < t\}$. Let us consider the map $t \in [0, 1] \mapsto \text{mFCR}(\mathcal{C}_t^*)$ and note that $\text{mFCR}(\mathcal{C}_t^*) = \text{mFCR}_t^*$ as defined by (12). Lemma 11 below provides the key properties for this function.

Definition 3. The optimal procedure at level α is defined by $\mathcal{C}_{t^*(\alpha)}^*$ where $t^*(\alpha)$ is defined by (13).

Note that the optimal procedure is not the same as the oracle procedure defined in Section 3.1, although these two procedures are expected to behave roughly in the same way (at least for a large n).

Under Assumption 1, Lemma 11 entails that, for $\alpha > \alpha_c$, $\text{mFCR}(\mathcal{C}_{t^*(\alpha)}^*) \leq \alpha$. Hence, $\mathcal{C}_{t^*(\alpha)}^*$ controls the mFCR at level α . In addition, it is optimal in the following sense: any other mFCR controlling procedure should select less items than $\mathcal{C}_{t^*(\alpha)}^*$.

Lemma 9 (Optimality of $\mathcal{C}_{t^*(\alpha)}^*$). *Let Assumption 1 be true and choose $\alpha \in (\alpha_c, \bar{\alpha}]$. Then the oracle procedure $\mathcal{C}_{t^*(\alpha)}^* = (\hat{\mathbf{Z}}^*, S_{t^*(\alpha)}^*)$ satisfies the following:*

- (i) $\text{mFCR}(\mathcal{C}_{t^*(\alpha)}^*) = \alpha$;
- (ii) for any procedure $\mathcal{C} = (\hat{\mathbf{Z}}, S)$ such that $\text{mFCR}(\mathcal{C}) \leq \alpha$, we have $\mathbb{E}_{\theta^*}(|S|) \leq \mathbb{E}_{\theta^*}(|S_{t^*(\alpha)}^*|)$.

A.3. Preliminary steps for proving Theorem 6

To keep the main proof concise, we need to define several additional notation. Let for $t \in [0, 1]$ and $\theta \in \Theta$ (recall (5))

$$\hat{\mathbf{L}}_0(\theta, t) = \frac{1}{n} \sum_{i=1}^n T(X_i, \theta) \mathbb{1}_{T(X_i, \theta) < t}; \quad (26)$$

$$\hat{\mathbf{L}}_1(\theta, t) = \frac{1}{n} \sum_{i=1}^n \mathbb{1}_{T(X_i, \theta) < t}. \quad (27)$$

Denote $\hat{\mathbf{L}} = \hat{\mathbf{L}}_0 / \hat{\mathbf{L}}_1$, $\mathbf{L}_0 = \mathbb{E}_{\theta^*} \hat{\mathbf{L}}_0$, $\mathbf{L}_1 = \mathbb{E}_{\theta^*} \hat{\mathbf{L}}_1$, $\mathbf{L} = \mathbf{L}_0 / \mathbf{L}_1$ (with the convention $0/0 = 0$). Note that for any $\alpha > \alpha_c$, the mFCR of the optimal procedure $\mathcal{C}_{t^*(\alpha)}^*$ defined in Section A.2 is given by $\text{mFCR}(\mathcal{C}_{t^*(\alpha)}^*) = \mathbf{L}(\theta^*, t^*(\alpha)) = \alpha$.

Also, we denote from now on $\ell_{i,q}^* = \mathbb{P}_{\theta^*}(Z_i = q | X_i)$ for short and introduce for any parameter $\theta \in \Theta$ (recall (4) and (5))

$$\bar{q}(X_i, \theta) \in \underset{q \in \{1, \dots, Q\}}{\text{argmax}} \ell_q(X_i, \theta), \quad 1 \leq i \leq n; \quad (28)$$

$$U(X_i, \theta) = 1 - \ell_{i, \bar{q}(X_i, \theta)}^*, \quad 1 \leq i \leq n; \quad (29)$$

$$\widehat{\mathbf{M}}_0(\theta, t) = \frac{1}{n} \sum_{i=1}^n U(X_i, \theta) \mathbb{1}_{T(X_i, \theta) < t}, \quad t \in [0, 1], \quad (30)$$

Note that $\widehat{\mathbf{M}}_0(\theta^*, t) = \hat{\mathbf{L}}_0(\theta^*, t)$ but in general $\widehat{\mathbf{M}}_0(\theta, t)$ is different from $\hat{\mathbf{L}}_0(\theta, t)$. We denote $\widehat{\mathbf{M}} = \widehat{\mathbf{M}}_0 / \hat{\mathbf{L}}_1$, $\mathbf{M}_0 = \mathbb{E}_{\theta^*} \widehat{\mathbf{M}}_0$ and $\mathbf{M} = \mathbf{M}_0 / \mathbf{L}_1$ (with the convention $0/0 = 0$).

When $\alpha \in (\alpha_c, \bar{\alpha}]$ (recall (14) and (15)), we also let

$$s^* = s^*(\alpha, \theta^*) = n^{-1} \mathbb{E}_{\theta^*} \left(|S_{t^*(\frac{\alpha + \alpha_c}{2})}^*| \right) = \mathbf{L}_1(\theta^*, t^*((\alpha + \alpha_c)/2)) > 0. \quad (31)$$

We easily see that the latter is positive: if it was zero then $S_{t^*((\alpha+\alpha_c)/2)}^*$ would be empty which would entails that $\text{mFCR}(\mathcal{C}_{t^*((\alpha+\alpha_c)/2)}^*)$ is zero. This is excluded by definition (14) of α_c because $(\alpha + \alpha_c)/2 > \alpha_c$.

Also, we are going to extensively use the event

$$\Omega_\epsilon = \left\{ \min_{\sigma \in [Q]} \|\hat{\theta}^\sigma - \theta^*\|_2 < \epsilon \right\}.$$

On this event, we fix any permutation $\sigma \in [Q]$ (possibly depending on X) such that $\|\hat{\theta}^\sigma - \theta^*\|_2 < \epsilon$. Now using Lemma 12, the plug-in selection rule can be rewritten as $\widehat{S}_\alpha^{\text{PI}} = \{i \in \{1, \dots, n\} : \hat{T}_i < \hat{t}(\alpha)\}$ (denoted by \widehat{S} in the sequel for short), where

$$\hat{t}(\alpha) = \sup\{t \in [0, 1] : \widehat{\mathbf{L}}(\hat{\theta}, t) \leq \alpha\}. \quad (32)$$

With the above notation, we can upper bound what is inside the brackets of $\text{FCR}(\widehat{\mathcal{C}}^{\text{PI}})$ and $\text{mFCR}(\widehat{\mathcal{C}}^{\text{PI}})$ as follows.

Lemma 10. *For the permutation σ in Ω_ϵ realizing $\|\hat{\theta}^\sigma - \theta^*\|_2 < \epsilon$, we have on the event Ω_ϵ the following relations:*

$$\begin{aligned} |\widehat{S}| &= \widehat{\mathbf{L}}_1(\hat{\theta}^\sigma, \hat{t}(\alpha)); \\ \min_{\sigma' \in [Q]} \mathbb{E}_{\theta^*} \left(\varepsilon_{\widehat{S}}(\sigma'(\widehat{\mathbf{Z}}), \mathbf{Z}) \mid \mathbf{X} \right) &\leq \widehat{\mathbf{M}}_0(\hat{\theta}^\sigma, \hat{t}(\alpha)); \\ \min_{\sigma' \in [Q]} \mathbb{E}_{\theta^*} \left(\frac{\varepsilon_{\widehat{S}}(\sigma'(\widehat{\mathbf{Z}}), \mathbf{Z})}{\max(|\widehat{S}|, 1)} \mid \mathbf{X} \right) &\leq \widehat{\mathbf{M}}(\hat{\theta}^\sigma, \hat{t}(\alpha)). \end{aligned}$$

Finally, we make use of the concentration of the empirical processes $\widehat{\mathbf{L}}_0(\theta, t)$, $\widehat{\mathbf{L}}_1(\theta, t)$, and $\widehat{\mathbf{M}}_0(\theta, t)$, uniformly with respect to $\theta \in \mathcal{D}$ (where \mathcal{D} is defined in Assumption 5). Thus, we define the following events, for $\delta > 0$ (recall s^* defined by (31)):

$$\begin{aligned} \Gamma_{0,\delta,t} &= \left\{ \sup_{\theta \in \mathcal{D}} \left| \widehat{\mathbf{L}}_0(\theta, t) - \mathbf{L}_0(\theta, t) \right| \leq \delta \right\}; \\ \Gamma_{1,\delta,t} &= \left\{ \sup_{\theta \in \mathcal{D}} \left| \widehat{\mathbf{L}}_1(\theta, t) - \mathbf{L}_1(\theta, t) \right| \leq \delta \right\}; \\ \Gamma_{\delta,t} &= \left\{ \sup_{\substack{\theta \in \mathcal{D}, \\ \mathbf{L}_1(\theta, t) \geq s^*}} \left| \widehat{\mathbf{L}}(\theta, t) - \mathbf{L}(\theta, t) \right| \leq \delta \right\}; \\ \Upsilon_{0,\delta,t} &= \left\{ \sup_{\theta \in \mathcal{D}} \left| \widehat{\mathbf{M}}_0(\theta, t) - \mathbf{M}_0(\theta, t) \right| \leq \delta \right\}. \end{aligned}$$

Note that the following holds:

$$\Gamma_{0,\delta s^*/2,t} \cap \Gamma_{1,\delta s^*/2,t} \subset \Gamma_{\delta,t}. \quad (33)$$

Indeed, on the event $\Gamma_{0,\delta s^*/2,t} \cap \Gamma_{1,\delta s^*/2,t}$, provided that $\mathbf{L}_1(\theta, t) \geq s^*$, we have

$$\begin{aligned} & \left| \frac{\widehat{\mathbf{L}}_0(\theta, t)}{\widehat{\mathbf{L}}_1(\theta, t)} - \frac{\mathbf{L}_0(\theta, t)}{\mathbf{L}_1(\theta, t)} \right| \\ & \leq \left| \frac{\mathbf{L}_0(\theta, t) - \widehat{\mathbf{L}}_0(\theta, t)}{\mathbf{L}_1(\theta, t)} \right| + \widehat{\mathbf{L}}_0(\theta, t) \left| \frac{1}{\widehat{\mathbf{L}}_1(\theta, t)} - \frac{1}{\mathbf{L}_1(\theta, t)} \right| \\ & \leq (\delta s^*/2)/s^* + (\delta s^*/2)/s^* = \delta, \end{aligned}$$

because $\widehat{\mathbf{L}}_0(\theta, t) \leq \widehat{\mathbf{L}}_1(\theta, t)$. This proves the desired inclusion.

A.4. Proof of Theorem 6

Let us now provide a proof for Theorem 6.

Step 1: bounding $\hat{t}(\alpha)$ w.r.t. $t^*(\alpha)$ Recall (13), (32) and (31). In this part, we only consider realizations on the event Ω_ϵ . Let $\beta \in [\frac{2\alpha+\alpha_c}{3}, \frac{\alpha+\bar{\alpha}}{2}]$. By Lemma 13, we have

$$\mathbf{L}_1(\hat{\theta}^\sigma, t^*(\beta)) \geq \mathbf{L}_1(\theta^*, t^*(\beta)) - \Psi(\|\hat{\theta}^\sigma - \theta^*\|_2) \geq \mathbf{L}_1(\theta^*, t^*((2\alpha + \alpha_c)/3)) - \Psi(\epsilon),$$

because $t^*(\beta) \geq t^*(\frac{2\alpha+\alpha_c}{3})$ since $t^*(\cdot)$ is non decreasing by Lemma 11. Hence $\mathbf{L}_1(\hat{\theta}^\sigma, t^*(\beta)) \geq s^*$ for ϵ smaller than a threshold only depending on θ^* and α . Hence, we have on $\Gamma_{\delta, t^*(\beta)}$ that

$$\mathbf{L}(\hat{\theta}^\sigma, t^*(\beta)) - \delta \leq \widehat{\mathbf{L}}(\hat{\theta}^\sigma, t^*(\beta)) \leq \delta + \mathbf{L}(\hat{\theta}^\sigma, t^*(\beta)).$$

By using again Lemma 13, we have

$$\mathbf{L}(\theta^*, t^*(\beta)) - 3\Psi(\epsilon)/s^* \leq \mathbf{L}(\hat{\theta}^\sigma, t^*(\beta)) \leq \mathbf{L}(\theta^*, t^*(\beta)) + 3\Psi(\epsilon)/s^*.$$

Given that $\mathbf{L}(\theta^*, t^*(\beta)) = \text{mFCR}(\mathcal{C}_{t^*(\beta)}^*) = \beta$ (see Lemma 9 (i)), it follows that for $\gamma = \gamma(\epsilon, \delta) = \delta + 4\Psi(\epsilon)/s^*$, on the event $\Gamma_{\delta, t^*(\alpha-\gamma)} \cap \Gamma_{\delta, t^*(\alpha+\gamma)}$,

$$\widehat{\mathbf{L}}(\hat{\theta}^\sigma, t^*(\alpha - \gamma)) \leq \alpha, \quad \widehat{\mathbf{L}}(\hat{\theta}^\sigma, t^*(\alpha + \gamma)) > \alpha,$$

where we indeed check that $\alpha - \gamma \geq \frac{2\alpha+\alpha_c}{3}$ and $\alpha + \gamma \leq \frac{\alpha+\bar{\alpha}}{2}$ for δ and ϵ smaller than some threshold only depending on θ^* and α . In a nutshell, we have established

$$\Gamma_{\delta, t^*(\alpha-\gamma)} \cap \Gamma_{\delta, t^*(\alpha+\gamma)} \cap \Omega_\epsilon \subset \{t^*(\alpha - \gamma) \leq \hat{t}(\alpha) \leq t^*(\alpha + \gamma)\}. \quad (34)$$

Step 2: upper-bounding the FCR Let us consider the event

$$\begin{aligned} \Lambda_{\alpha, \delta, \epsilon} := & \Gamma_{0, \delta s^*/2, t^*(\alpha-\gamma)} \cap \Gamma_{1, \delta s^*/2, t^*(\alpha-\gamma)} \cap \Gamma_{0, \delta s^*/2, t^*(\alpha+\gamma)} \\ & \cap \Gamma_{1, \delta s^*/2, t^*(\alpha+\gamma)} \cap \Upsilon_{0, \delta, t^*(\alpha+\gamma)} \cap \Omega_\epsilon, \end{aligned}$$

where the different events have been defined in the previous section.

Let us prove (19). By using Lemma 10 and (34),

$$\begin{aligned} \text{FCR}(\hat{\mathcal{C}}) &\leq \mathbb{E}_{\theta^*} [\widehat{\mathbf{M}}(\hat{\theta}^\sigma, \hat{t}(\alpha)) \mathbb{1}_{\Lambda_{\alpha, \delta, \epsilon}}] + \mathbb{P}((\Lambda_{\alpha, \delta, \epsilon})^c) \\ &\leq \mathbb{E}_{\theta^*} \left[\frac{\widehat{\mathbf{M}}_0(\hat{\theta}^\sigma, t^*(\alpha + \gamma))}{\widehat{\mathbf{L}}_1(\hat{\theta}^\sigma, t^*(\alpha - \gamma))} \mathbb{1}_{\Lambda_{\alpha, \delta, \epsilon}} \right] + \mathbb{P}((\Lambda_{\alpha, \delta, \epsilon})^c). \end{aligned}$$

Now using a concentration argument on the event $\Lambda_{\alpha, \delta, \epsilon} \subset \Gamma_{1, \delta, t^*(\alpha - \gamma)} \cap \Upsilon_{0, \delta, t^*(\alpha + \gamma)}$, we have

$$\begin{aligned} \text{FCR}(\hat{\mathcal{C}}) &\leq \mathbb{E}_{\theta^*} \left[\frac{\mathbf{M}_0(\hat{\theta}^\sigma, t^*(\alpha + \gamma)) + \delta}{\mathbf{L}_1(\hat{\theta}^\sigma, t^*(\alpha - \gamma)) - \delta} \mathbb{1}_{\Lambda_{\alpha, \delta, \epsilon}} \right] + \mathbb{P}((\Lambda_{\alpha, \delta, \epsilon})^c) \\ &\leq \frac{\mathbf{M}_0(\theta^*, t^*(\alpha + \gamma)) + 3\Psi(\epsilon) + \delta}{\mathbf{L}_1(\theta^*, t^*(\alpha - \gamma)) - \Psi(\epsilon) - \delta} + \mathbb{P}((\Lambda_{\alpha, \delta, \epsilon})^c) \\ &= \frac{\mathbf{L}_0(\theta^*, t^*(\alpha + \gamma)) + 3\Psi(\epsilon) + \delta}{\mathbf{L}_1(\theta^*, t^*(\alpha - \gamma)) - \Psi(\epsilon) - \delta} + \mathbb{P}((\Lambda_{\alpha, \delta, \epsilon})^c), \end{aligned} \quad (35)$$

by using Lemma 13 and that $\mathbf{M}_0(\theta^*, t) = \mathbf{L}_0(\theta^*, t)$ for all t by definition. Now, using again Lemma 13, we have

$$\begin{aligned} \mathbf{L}_0(\theta^*, t^*(\alpha + \gamma)) &\leq \mathbf{L}_0(\theta^*, t^*(\alpha - \gamma)) + \mathcal{W}_T(t^*(\alpha + \gamma) - t^*(\alpha - \gamma)) \\ &\leq \mathbf{L}_0(\theta^*, t^*(\alpha - \gamma)) + \mathcal{W}_T(\mathcal{W}_{t^*, \alpha}(2\gamma)) \end{aligned}$$

This entails

$$\begin{aligned} \text{FCR}(\hat{\mathcal{C}}) &\leq \frac{\mathbf{L}_0(\theta^*, t^*(\alpha - \gamma)) + \mathcal{W}_T(\mathcal{W}_{t^*, \alpha}(2\gamma)) + 3\Psi(\epsilon) + \delta}{\mathbf{L}_1(\theta^*, t^*(\alpha - \gamma)) - \Psi(\epsilon) - \delta} + \mathbb{P}((\Lambda_{\alpha, \delta, \epsilon})^c) \\ &\leq \frac{\mathbf{L}_0(\theta^*, t^*(\alpha - \gamma))}{\mathbf{L}_1(\theta^*, t^*(\alpha - \gamma)) - \Psi(\epsilon) - \delta} \\ &\quad + (s^*/2)^{-1} (\mathcal{W}_T(\mathcal{W}_{t^*, \alpha}(2\gamma)) + 3\Psi(\epsilon) + \delta) + \mathbb{P}((\Lambda_{\alpha, \delta, \epsilon})^c), \end{aligned}$$

by choosing ϵ, δ smaller than a threshold (only depending on θ^* and α) so that $\mathbf{L}_1(\theta^*, t^*(\alpha - \gamma)) - \Psi(\epsilon) - \delta \geq s^*/2$. Now using $\mathbf{L}_0(\theta^*, t^*(\alpha - \gamma)) = (\alpha - \gamma)\mathbf{L}_1(\theta^*, t^*(\alpha - \gamma))$, we have

$$\begin{aligned} \frac{\mathbf{L}_0(\theta^*, t^*(\alpha - \gamma))}{\mathbf{L}_1(\theta^*, t^*(\alpha - \gamma)) - \Psi(\epsilon) - \delta} &= (\alpha - \gamma) \left(1 + \frac{\Psi(\epsilon) + \delta}{\mathbf{L}_1(\theta^*, t^*(\alpha - \gamma)) - \Psi(\epsilon) - \delta} \right) \\ &\leq \alpha (1 + (s^*/2)^{-1} (\Psi(\epsilon) + \delta)). \end{aligned}$$

This leads to

$$\text{FCR}(\hat{\mathcal{C}}) \leq \alpha + (2/s^*) [\mathcal{W}_T(\mathcal{W}_{t^*, \alpha}(2\delta + 8\Psi(\epsilon)/s^*)) + 4\Psi(\epsilon) + 2\delta] + \mathbb{P}((\Lambda_{\alpha, \delta, \epsilon})^c),$$

which holds true for δ, ϵ smaller than a threshold only depending on θ^* and α .

Step 3: upper-bounding the mFCR We apply a similar technique as for step 2. By using Lemma 10 and (34),

$$\begin{aligned} \text{mFCR}(\hat{\mathcal{C}}) &\leq \frac{\mathbb{E}_{\theta^*}[\widehat{\mathbf{M}}_0(\hat{\theta}^\sigma, \hat{t}(\alpha)) \mathbb{1}_{\Lambda_{\alpha, \delta, \epsilon}}] + \mathbb{P}((\Lambda_{\alpha, \delta, \epsilon})^c)}{\mathbb{E}_{\theta^*}[\widehat{\mathbf{L}}_1(\hat{\theta}^\sigma, \hat{t}(\alpha)) \mathbb{1}_{\Lambda_{\alpha, \delta, \epsilon}}]} \\ &\leq \frac{\mathbb{E}_{\theta^*}[\widehat{\mathbf{M}}_0(\hat{\theta}^\sigma, t^*(\alpha + \gamma)) \mathbb{1}_{\Lambda_{\alpha, \delta, \epsilon}}] + \mathbb{P}((\Lambda_{\alpha, \delta, \epsilon})^c)}{\mathbb{E}_{\theta^*}[\widehat{\mathbf{L}}_1(\hat{\theta}^\sigma, t^*(\alpha - \gamma)) \mathbb{1}_{\Lambda_{\alpha, \delta, \epsilon}}]}. \end{aligned}$$

Now using a concentration argument on $\Lambda_{\alpha, \delta, \epsilon} \subset \Gamma_{1, \delta, t^*(\alpha - \gamma)} \cap \Upsilon_{0, \delta, t^*(\alpha + \gamma)}$, we have

$$\begin{aligned} \text{mFCR}(\hat{\mathcal{C}}) &\leq \frac{\mathbb{E}_{\theta^*}[(\mathbf{M}_0(\hat{\theta}^\sigma, t^*(\alpha + \gamma)) + \delta) \mathbb{1}_{\Lambda_{\alpha, \delta, \epsilon}}] + \mathbb{P}((\Lambda_{\alpha, \delta, \epsilon})^c)}{\mathbb{E}_{\theta^*}[(\mathbf{L}_1(\hat{\theta}^\sigma, t^*(\alpha - \gamma)) - \delta) \mathbb{1}_{\Lambda_{\alpha, \delta, \epsilon}}]} \\ &\leq \frac{\mathbf{M}_0(\theta^*, t^*(\alpha + \gamma)) + 3\Psi(\epsilon) + \delta + \mathbb{P}((\Lambda_{\alpha, \delta, \epsilon})^c)}{\mathbf{L}_1(\theta^*, t^*(\alpha - \gamma)) - \Psi(\epsilon) - \delta - \mathbb{P}((\Lambda_{\alpha, \delta, \epsilon})^c)} \\ &= \frac{\mathbf{L}_0(\theta^*, t^*(\alpha + \gamma)) + 3\Psi(\epsilon) + \delta + \mathbb{P}((\Lambda_{\alpha, \delta, \epsilon})^c)}{\mathbf{L}_1(\theta^*, t^*(\alpha - \gamma)) - \Psi(\epsilon) - \delta - \mathbb{P}((\Lambda_{\alpha, \delta, \epsilon})^c)}, \end{aligned}$$

by using Lemma 13 and that $\mathbf{M}_0(\theta^*, t) = \mathbf{L}_0(\theta^*, t)$ by definition. Letting $x = \mathbf{L}_0(\theta^*, t^*(\alpha + \gamma)) + 3\Psi(\epsilon) + \delta$, $y = \mathbf{L}_1(\theta^*, t^*(\alpha - \gamma)) - \Psi(\epsilon) - \delta$ and $u = \mathbb{P}((\Lambda_{\alpha, \delta, \epsilon})^c)$, we have obtained the bound $(x + u)/(y - u)$, which has to be compared with the FCR bound (35), which reads $x/y + u$. Now, when $y \in [0, 1]$, $x \geq 0$, $x/y \leq 2$, $u/y \leq 1/2$, $y - u \geq s^*/2$, we have

$$(x + u)/(y - u) \leq \frac{x/y}{1 - u/y} + (2/s^*)u \leq x/y(1 + 2u/y) + (2/s^*)u \leq x/y + (10/s^*)u.$$

As a result, for ϵ, δ small enough, and $\mathbb{P}((\Lambda_{\alpha, \delta, \epsilon})^c) \leq s^*/4$, we obtain the same bound as for the FCR, with $\mathbb{P}((\Lambda_{\alpha, \delta, \epsilon})^c)$ replaced by $(10/s^*)\mathbb{P}((\Lambda_{\alpha, \delta, \epsilon})^c)$.

Step 4: lower-bounding the selection rate In Step 3, when bounding the mFCR, we derived a lower bound for the denominator of the mFCR, that is, $\mathbb{E}_{\theta^*}(|\hat{S}|)$. It reads

$$\begin{aligned} n^{-1} \mathbb{E}_{\theta^*}(|\hat{S}|) &\geq \mathbf{L}_1(\theta^*, t^*(\alpha - \gamma)) - \Psi(\epsilon) - \delta - \mathbb{P}((\Lambda_{\alpha, \delta, \epsilon})^c) \\ &\geq \mathbf{L}_1(\theta^*, t^*(\alpha)) - \mathcal{W}_T(t^*(\alpha) - t^*(\alpha - \gamma)) - \Psi(\epsilon) - \delta - \mathbb{P}((\Lambda_{\alpha, \delta, \epsilon})^c) \\ &\geq n^{-1} \mathbb{E}_{\theta^*}(|S_{t^*(\alpha)}^*|) - \mathcal{W}_T(\mathcal{W}_{t^*, \alpha}(\gamma)) - \Psi(\epsilon) - \delta - \mathbb{P}((\Lambda_{\alpha, \delta, \epsilon})^c), \end{aligned}$$

by using (23) and (25). Now consider another procedure $\mathcal{C} = (\hat{\mathbf{Z}}, S)$ that controls the mFCR at level α , that is, $\text{mFCR}(\mathcal{C}) \leq \alpha$. By Lemma 9, we then have $\mathbb{E}_{\theta^*}(|S_{t^*(\alpha)}^*|) \geq \mathbb{E}_{\theta^*}(|S|)$.

Step 5: concentration Finally, we bound $\mathbb{P}((\Lambda_{\alpha, \delta, \epsilon})^c)$ by using Lemma 14 with $x = (1 + 2c)\sqrt{\frac{\log n}{n}}$ (with c defined in Lemma 14). This gives for $\delta = 2x/s^*$, and $n \geq (2e)^3$

$$\mathbb{P}((\Lambda_{\alpha, \delta, \epsilon})^c) \leq 5/n^2 + \mathbb{P}(\Omega_\epsilon^c).$$

Appendix B: Proofs of lemmas

Proof of Lemma 1 The clustering risk of $\hat{\mathbf{Z}}$ is given by

$$\begin{aligned} R(\hat{\mathbf{Z}}) &= \mathbb{E}_{\theta^*} \left(\min_{\sigma \in [Q]} \mathbb{E}_{\theta^*} \left(n^{-1} \sum_{i=1}^n \mathbb{1}\{Z_i \neq \sigma(\hat{Z}_i)\} \mid \mathbf{X} \right) \right) \\ &= \mathbb{E}_{\theta^*} \left(\min_{\sigma \in [Q]} n^{-1} \sum_{i=1}^n \mathbb{P}_{\theta^*}(Z_i \neq \sigma(\hat{Z}_i) \mid \mathbf{X}) \right) \\ &\geq \mathbb{E}_{\theta^*} \left(\min_{\hat{\mathbf{Z}}} n^{-1} \sum_{i=1}^n \mathbb{P}_{\theta^*}(Z_i \neq \hat{Z}_i \mid \mathbf{X}) \right), \end{aligned}$$

where, by independence, the minimum in the lower bound is achieved for the Bayes clustering. Thus, $R(\hat{\mathbf{Z}}) \geq n^{-1} \sum_{i=1}^n \mathbb{E}_{\theta^*}(T_i^*)$. Moreover, $n^{-1} \sum_{i=1}^n \mathbb{E}_{\theta^*}(T_i^*) \geq R(\hat{\mathbf{Z}}^*)$, since

$$\begin{aligned} R(\hat{\mathbf{Z}}^*) &= \mathbb{E}_{\theta^*} \left(\min_{\sigma \in [Q]} n^{-1} \sum_{i=1}^n \mathbb{P}_{\theta^*}(Z_i \neq \sigma(\hat{Z}_i^*) \mid \mathbf{X}) \right) \\ &\leq \mathbb{E}_{\theta^*} \left(n^{-1} \sum_{i=1}^n \mathbb{P}_{\theta^*}(Z_i \neq \hat{Z}_i^* \mid \mathbf{X}) \right). \end{aligned}$$

Thus, $\min_{\hat{\mathbf{Z}}} R(\hat{\mathbf{Z}}) = R(\hat{\mathbf{Z}}^*)$ and the proof is completed.

Proof of Lemma 2 Following the reasoning of the proof of Lemma 1, we have

$$\begin{aligned} \text{FCR}_{\theta^*}(\mathcal{C}) &= \mathbb{E}_{\theta^*} \left(\min_{\sigma \in [Q]} \mathbb{E}_{\theta^*} \left(\frac{\sum_{i \in S} \mathbb{1}\{Z_i \neq \sigma(\hat{Z}_i^*)\}}{\max(|S|, 1)} \mid \mathbf{X} \right) \right) \\ &= \mathbb{E}_{\theta^*} \left(\frac{\sum_{i \in S} T_i^*}{\max(|S|, 1)} \right). \end{aligned}$$

Proof of Lemma 3 By definition, we have

$$\text{FCR}(\hat{\mathcal{C}}_{\alpha}^{\text{PI}}) = \mathbb{E}_{\theta^*} \left(\min_{\sigma \in [Q]} \mathbb{E}_{\theta^*} \left(\frac{\sum_{i=1}^n \mathbb{1}_{Z_i \neq \sigma(\hat{Z}_i^{\text{PI}}(\mathbf{X}))} \mathbb{1}\{i \in \hat{S}^{\text{PI}}(\mathbf{X})\}}{\max(|\hat{S}^{\text{PI}}(\mathbf{X})|, 1)} \mid \mathbf{X} \right) \right),$$

so that (9) follows by a direct integration w.r.t. the latent variable Z .

Proof of Lemma 9 By Lemma 11, we have that $\text{mFCR}(\mathcal{C}_t^*)$ is monotonous in t and continuous w.r.t. t on $(t^*(\alpha_c), 1]$, thus for $\alpha \in (\alpha_c, \bar{\alpha}]$, $\text{mFCR}(\mathcal{C}_{t^*(\alpha)}^*) = \alpha$ which gives (i). For (ii), let $\mathcal{C} = (\hat{\mathbf{Z}}, S)$ be a procedure such that $\text{mFCR}(\mathcal{C}) \leq \alpha$. Let us consider the procedure \mathcal{C}' with the Bayes clustering $\hat{\mathbf{Z}}^*$ and the same selection rule S . Since \mathcal{C}' is based on a Bayes clustering, by the same reasoning

leading to $R(\widehat{\mathbf{Z}}^*) \leq R(\widehat{\mathbf{Z}})$ in Section 3.1, we have that $\text{mFCR}(\mathcal{C}') \leq \text{mFCR}(\mathcal{C}) \leq \alpha$ with

$$\text{mFCR}(\mathcal{C}') = \frac{\mathbb{E}_{\theta^*}(\sum_{i \in S} T_i^*)}{\mathbb{E}_{\theta^*}(|S|)}.$$

Hence,

$$\mathbb{E}_{\theta^*} \left(\sum_{i \in S} T_i^* \right) \leq \alpha \mathbb{E}_{\theta^*}(|S|). \quad (36)$$

Now we use an argument similar to the proof of Theorem 1 in [12]. By definition of $S_{t^*(\alpha)}^*$, we have that

$$\sum_{i=1}^n \left(\mathbb{1}_{i \in S_{t^*(\alpha)}^*}(\mathbf{X}) - \mathbb{1}_{i \in S}(\mathbf{X}) \right) (T_i^* - t^*(\alpha)) \leq 0$$

which we can rewrite as

$$\sum_{i=1}^n \left(\mathbb{1}_{i \in S_{t^*(\alpha)}^*}(\mathbf{X}) - \mathbb{1}_{i \in S}(\mathbf{X}) \right) (T_i^* - t^*(\alpha) + \alpha - \alpha) \leq 0$$

and so

$$\begin{aligned} & \mathbb{E}_{\theta^*} \left(\sum_{i=1}^n \left(\mathbb{1}_{i \in S_{t^*(\alpha)}^*}(\mathbf{X}) - \mathbb{1}_{i \in S}(\mathbf{X}) \right) (T_i^* - \alpha) \right) \\ & \leq (t^*(\alpha) - \alpha) \mathbb{E}_{\theta^*} \left(\sum_{i=1}^n \left(\mathbb{1}_{i \in S_{t^*(\alpha)}^*}(\mathbf{X}) - \mathbb{1}_{i \in S}(\mathbf{X}) \right) \right) \\ & = (t^*(\alpha) - \alpha) (\mathbb{E}_{\theta^*}(|S_{t^*(\alpha)}^*|) - \mathbb{E}_{\theta^*}(|S|)). \end{aligned}$$

On the other hand, $\text{mFCR}(\mathcal{C}_{t^*(\alpha)}^*) = \alpha$ together with (36) implies that

$$\begin{aligned} & \mathbb{E}_{\theta^*} \left(\sum_{i=1}^n \left(\mathbb{1}_{i \in S_{t^*(\alpha)}^*}(\mathbf{X}) - \mathbb{1}_{i \in S}(\mathbf{X}) \right) (T_i^* - \alpha) \right) \\ & = \mathbb{E}_{\theta^*} \left(\sum_{i \in S_{t^*(\alpha)}^*} T_i^* - \alpha |S_{t^*(\alpha)}^*| - \sum_{i \in S} T_i^* + \alpha |S| \right) \geq 0. \end{aligned}$$

Combining, the relations above provides

$$(t^*(\alpha) - \alpha) (\mathbb{E}_{\theta^*}(|S_{t^*(\alpha)}^*|) - \mathbb{E}_{\theta^*}(|S|)) \geq 0.$$

Finally, noting that $t^*(\alpha) - \alpha > 0$ since $\alpha = \text{mFCR}(\mathcal{C}_{t^*(\alpha)}^*) < t^*(\alpha)$ by (ii) Lemma 11, this gives $\mathbb{E}_{\theta^*}(|S_{t^*(\alpha)}^*|) - \mathbb{E}_{\theta^*}(|S|) \geq 0$ and concludes the proof.

Proof of Lemma 10 First, we have by definition $\ell_q(X_i, \theta^\sigma) = \ell_{\sigma(q)}(X_i, \theta)$ and thus $T(X_i, \hat{\theta}) = T(X_i, \hat{\theta}^\sigma)$ by taking the maximum over q . This gives $\hat{S}^\sigma = \hat{S}$ and yields the first equality. Next, we have on Ω_ϵ ,

$$\begin{aligned} \min_{\sigma' \in [Q]} \mathbb{E}_{\theta^*} \left(\varepsilon_{\hat{S}}(\sigma'(\hat{\mathbf{Z}}), \mathbf{Z}) \mid \mathbf{X} \right) &\leq \mathbb{E}_{\theta^*} \left(\varepsilon_{\hat{S}}(\sigma(\hat{\mathbf{Z}}), \mathbf{Z}) \mid \mathbf{X} \right) \\ &\leq \mathbb{E}_{\theta^*} \left(\varepsilon_{\hat{S}^\sigma}(\sigma(\hat{\mathbf{Z}}), \mathbf{Z}) \mid \mathbf{X} \right), \end{aligned}$$

still because $\hat{S}^\sigma = \hat{S}$. Now observe that,

$$\begin{aligned} \mathbb{E}_{\theta^*} \left(\varepsilon_{\hat{S}^\sigma}(\sigma(\hat{\mathbf{Z}}), \mathbf{Z}) \mid \mathbf{X} \right) &= \frac{1}{n} \sum_{i=1}^n \mathbb{P}_{\theta^*}(Z_i \neq \sigma(\bar{q}(X_i, \hat{\theta})) \mid \mathbf{X}) \mathbb{1}_{T(X_i, \hat{\theta}^\sigma) < \hat{t}(\alpha)} \\ &= \frac{1}{n} \sum_{i=1}^n (1 - \ell_{i, \sigma(\bar{q}(X_i, \hat{\theta}))}^*) \mathbb{1}_{T(X_i, \hat{\theta}^\sigma) < \hat{t}(\alpha)} \\ &= \widehat{\mathbf{M}}_0(\hat{\theta}^\sigma, \hat{t}(\alpha)), \end{aligned}$$

because $\sigma(\bar{q}(X_i, \hat{\theta})) = \bar{q}(X_i, \hat{\theta}^\sigma)$. This proves the result.

Appendix C: Auxiliary results

Lemma 11. *Let us consider the procedure \mathcal{C}_t^* defined in Section A.2 and the functional mFCR_t^* defined by (12). Then we have*

$$\text{mFCR}(\mathcal{C}_t^*) = \frac{\mathbb{E}_{\theta^*} \left(\sum_{i=1}^n T_i^* \mathbb{1}_{T_i^* < t} \right)}{\mathbb{E}_{\theta^*} \left(\sum_{i=1}^n \mathbb{1}_{T_i^* < t} \right)} = \text{mFCR}_t^*, \quad t \in [0, 1]. \quad (37)$$

Moreover, the following properties for the function $t \in [0, 1] \mapsto \text{mFCR}(\mathcal{C}_t^*)$:

- (i) $\text{mFCR}(\mathcal{C}_t^*)$ is non-decreasing in $t \in [0, 1]$ and, under Assumption 1, it is increasing in $t \in (t^*(\alpha_c), t^*(\bar{\alpha}))$;
- (ii) $\text{mFCR}(\mathcal{C}_t^*) < t$ for $t \in (0, 1]$;
- (iii) Under Assumption 1, $\text{mFCR}(\mathcal{C}_t^*)$ is continuous w.r.t. t on $(t^*(\alpha_c), 1]$, where $t^*(\alpha_c)$ is given by (14).

Proof. First, (37) is obtained similarly than (8). For proving (i), let $t_1, t_2 \in [0, 1]$ such that $t_1 < t_2$. We show that $\text{mFCR}(\mathcal{C}_{t_1}^*) \leq \text{mFCR}(\mathcal{C}_{t_2}^*)$. Remember here the convention $0/0 = 0$ and that $\text{mFCR}(\mathcal{C}_t^*) = \mathbb{E}_{\theta^*} (T(X, \theta^*) \mid T(X, \theta^*) < t)$. First, if $\mathbb{P}_{\theta^*} (T(X, \theta^*) < t_1) = 0$ then the result is immediate. Otherwise, we have that

$$\begin{aligned} &\text{mFCR}(\mathcal{C}_{t_1}^*) - \text{mFCR}(\mathcal{C}_{t_2}^*) \\ &= (\mathbb{P}_{\theta^*} (T(X, \theta^*) < t_1))^{-1} \\ &\cdot \mathbb{E}_{\theta^*} \left(T(X, \theta^*) \left\{ \mathbb{1}_{T(X, \theta^*) < t_1} - \frac{\mathbb{P}_{\theta^*} (T(X, \theta^*) < t_1)}{\mathbb{P}_{\theta^*} (T(X, \theta^*) < t_2)} \mathbb{1}_{T(X, \theta^*) < t_2} \right\} \right), \end{aligned}$$

where, given that $t_1 < t_2$, the quantity in the brackets is positive when $T(X, \theta^*) < t_1$ and is negative or zero otherwise. Hence,

$$\begin{aligned} T(X, \theta^*) & \left\{ \mathbb{1}_{T(X, \theta^*) < t_1} - \frac{\mathbb{P}_{\theta^*}(T(X, \theta^*) < t_1)}{\mathbb{P}_{\theta^*}(T(X, \theta^*) < t_2)} \mathbb{1}_{T(X, \theta^*) < t_2} \right\} \\ & \leq t_1 \left\{ \mathbb{1}_{T(X, \theta^*) < t_1} - \frac{\mathbb{P}_{\theta^*}(T(X, \theta^*) < t_1)}{\mathbb{P}_{\theta^*}(T(X, \theta^*) < t_2)} \mathbb{1}_{T(X, \theta^*) < t_2} \right\}. \end{aligned}$$

Taking the expectation makes the right-hand-side equal to zero, from which the result follows. Now, to show the increasingness, if $\text{mFCR}(\mathcal{C}_{t_1}^*) = \text{mFCR}(\mathcal{C}_{t_2}^*)$ for $t^*(\alpha_c) < t_1 < t_2 < t^*(\bar{\alpha})$, then the above reasoning shows that

$$(T(X, \theta^*) - t_1) \left\{ \mathbb{1}_{T(X, \theta^*) < t_1} - \frac{\mathbb{P}_{\theta^*}(T(X, \theta^*) < t_1)}{\mathbb{P}_{\theta^*}(T(X, \theta^*) < t_2)} \mathbb{1}_{T(X, \theta^*) < t_2} \right\} \leq 0$$

and has an expectation equal to 0. Hence, given that $T(X, \theta^*)$ is continuous, we derive that almost surely

$$\mathbb{P}_{\theta^*}(T(X, \theta^*) < t_2) \mathbb{1}_{T(X, \theta^*) < t_1} = \mathbb{P}_{\theta^*}(T(X, \theta^*) < t_1) \mathbb{1}_{T(X, \theta^*) < t_2},$$

that is, $\mathbb{P}_{\theta^*}(t_1 \leq T_i^* < t_2) = 0$, which is excluded by Assumption 1. This entails $\text{mFCR}(\mathcal{C}_{t_1}^*) < \text{mFCR}(\mathcal{C}_{t_2}^*)$.

For proving (ii), let $t > 0$. If $\mathbb{P}_{\theta^*}(T(X, \theta^*) < t) = 0$ then the result is immediate. Otherwise, we have that $\text{mFCR}(\mathcal{C}_t^*) - t = (\mathbb{P}_{\theta^*}(T(X, \theta^*) < t))^{-1} \mathbb{E}_{\theta^*}((T(X, \theta^*) - t) \mathbb{1}\{T(X, \theta^*) < t\})$. The latter is clearly not positive, and is moreover negative because $(T(X, \theta^*) - t) \mathbb{1}\{T(X, \theta^*) < t\} \leq 0$ and $\mathbb{P}_{\theta^*}(T(X, \theta^*) = t) = 0$ by Assumption 1.

For proving (iii), let $\psi_0(t) = \mathbb{E}_{\theta^*}(T(X, \theta^*) \mathbb{1}\{T(X, \theta^*) < t\})$ and $\psi_1(t) = \mathbb{P}_{\theta^*}(T(X, \theta^*) < t)$, the numerator and denominator of $\text{mFCR}(\mathcal{C}_t^*) = \text{mFCR}_t^*$, respectively. $\psi_1(t)$ is non-decreasing in t , with $\psi_1(0) = 0$ and $\psi_1(1) > 0$. Moreover, ψ_0 and ψ_1 are both continuous under Assumption 1. Then denote by t_c the largest t s.t. $\psi_1(t) = 0$. ψ_1 is zero on $[0, t_c]$ then strictly positive and non-decreasing on $(t_c, 1]$, and we have that $t_c = t^*(\alpha_c)$. Hence, $\text{mFCR}(\mathcal{C}_t^*)$ is zero on $[0, t_c]$ then strictly positive and continuous on $(t_c, 1]$. \square

Remark 3. With the notation of the above proof, $t \mapsto \text{mFCR}(\mathcal{C}_t^*)$ may have a discontinuity point at t_c since for $t_n \xrightarrow[t_n > t_c]{} t_c$, as $\psi_1(t_n) \rightarrow 0$, one does not necessarily have that $\text{mFCR}(\mathcal{C}_{t_n}^*) \rightarrow 0$.

Lemma 12 (Expression of plug-in procedure as a thresholding rule). *For any $\alpha \in (0, 1)$, let us consider the plug-in procedure $\hat{\mathcal{C}}_\alpha^{PI} = (\hat{\mathbf{Z}}_\alpha^{PI}, \hat{S}_\alpha^{PI})$ defined by Algorithm 2 and denote $K = |\hat{S}_\alpha^{PI}|$ the maximum of the $k \in \{0, \dots, n\}$ such that $\max(k, 1)^{-1} \sum_{j=1}^k \hat{T}_{(j)} \leq \alpha$ for $\hat{T}_i = 1 - \max_q \ell_q(X_i, \hat{\theta})$, $1 \leq i \leq n$. Consider also $\hat{t}(\alpha)$ defined by (32). Let Assumption 1 be true and consider an estimator $\hat{\theta}$ satisfying Assumption 5. Then it holds that $\hat{t}(\alpha) = \hat{T}_{(K+1)}$ and*

$$\hat{S}_\alpha^{PI} = \{i \in \{1, \dots, n\} : \hat{T}_i < \hat{t}(\alpha)\}.$$

Proof. If $\hat{T}_{(K)} < \hat{T}_{(K+1)}$ then the result is immediate. Thus it suffices to show that $\hat{T}_{(K)} = \hat{T}_{(K+1)}$ occurs with probability 0. From Assumption 5 (with the countable set \mathcal{D} defined therein), we have

$$\mathbb{P}_{\theta^*}(\hat{T}_{(K)} = \hat{T}_{(K+1)}) \leq \mathbb{P}_{\theta^*} \left(\bigcup_{i \neq j} \{\hat{T}_i = \hat{T}_j\} \right) \leq \mathbb{P}_{\theta^*} \left(\bigcup_{\theta \in \mathcal{D}} \bigcup_{i \neq j} \{T(X_i, \theta) = T(X_j, \theta)\} \right).$$

Now, the right term is a countable union of events which are all of null probability under Assumption 1. The result follows. \square

Lemma 13. *We have for all $\theta \in \Theta$,*

$$\sup_{t \in [0,1]} |\mathbf{L}_1(\theta, t) - \mathbf{L}_1(\theta^*, t)| \leq \Psi(\|\theta^* - \theta\|); \quad (38)$$

$$\sup_{t \in [0,1]} |\mathbf{L}_0(\theta, t) - \mathbf{L}_0(\theta^*, t)| \leq 2\Psi(\|\theta^* - \theta\|); \quad (39)$$

$$\sup_{t \in [t^*((\alpha + \alpha_c)/2), 1]} |\mathbf{L}(\theta, t) - \mathbf{L}(\theta^*, t)| \leq 3\Psi(\|\theta^* - \theta\|)/s^*; \quad (40)$$

$$\sup_{t \in [0,1]} |\mathbf{M}_0(\theta, t) - \mathbf{M}_0(\theta^*, t)| \leq 3\Psi(\|\theta^* - \theta\|); \quad (41)$$

$$\sup_{t \in [t^*((\alpha + \alpha_c)/2), 1]} |\mathbf{M}(\theta, t) - \mathbf{M}(\theta^*, t)| \leq 4\Psi(\|\theta^* - \theta\|)/s^*; \quad (42)$$

where $\alpha \in (\alpha_c, \bar{\alpha}]$ and $s^* > 0$ is given by (31). In addition, for all $\theta \in \Theta$ and $t, t' \in [0, 1]$,

$$|\mathbf{L}_0(\theta, t) - \mathbf{L}_0(\theta, t')| \leq 4\Psi(\|\theta^* - \theta\|) + \mathcal{W}_T(|t - t'|). \quad (43)$$

Proof. Fix $\theta \in \Theta$ and $t \in [0, 1]$. We have for any $\delta > 0$,

$$\begin{aligned} & |\mathbb{P}_{\theta^*}(T(X, \theta) < t) - \mathbb{P}_{\theta^*}(T(X, \theta^*) < t)| \\ & \leq (\mathbb{P}_{\theta^*}(T(X, \theta^*) < t + \delta) - \mathbb{P}_{\theta^*}(T(X, \theta^*) < t)) \vee (\mathbb{P}_{\theta^*}(T(X, \theta^*) < t) - \mathbb{P}_{\theta^*}(T(X, \theta^*) < t - \delta)) \\ & \quad + \mathbb{P}_{\theta^*}(|T(X, \theta^*) - T(X, \theta)| > \delta) \\ & \leq \mathcal{W}_T(\delta) + \mathbb{E}_{\theta^*}(|T(X, \theta^*) - T(X, \theta)|)/\delta. \end{aligned}$$

In addition, by definition (5),

$$\begin{aligned} |T(X, \theta^*) - T(X, \theta)| & \leq \left| \max_{1 \leq q \leq Q} \ell_q(X, \theta^*) - \max_{1 \leq q \leq Q} \ell_q(X, \theta) \right| \\ & \leq \max_{1 \leq q \leq Q} |\ell_q(X, \theta^*) - \ell_q(X, \theta)|. \end{aligned}$$

Hence,

$$|\mathbb{P}_{\theta^*}(T(X, \theta) < t) - \mathbb{P}_{\theta^*}(T(X, \theta^*) < t)| \leq \inf_{\delta \in (0,1)} \{\mathcal{W}_T(\delta) + \mathcal{W}_\ell(\|\theta^* - \theta\|)/\delta\} \leq \Psi(\|\theta^* - \theta\|),$$

which establishes (38).

Next, we have

$$\begin{aligned}
& \mathbf{L}_0(\theta, t) - \mathbf{L}_0(\theta^*, t) \\
&= \mathbb{E}_{\theta^*} [T(X, \theta)(\mathbb{1}_{T(X, \theta) < t} - \mathbb{1}_{T(X, \theta^*) < t}) + \mathbb{1}_{T(X, \theta^*) < t}(T(X, \theta) - T(X, \theta^*))] \\
&\leq t |\mathbb{P}_{\theta^*}(T(X, \theta) < t) - \mathbb{P}_{\theta^*}(T(X, \theta^*) < t)| \\
&\quad + |\mathbb{E}_{\theta^*} [\mathbb{1}_{T(X, \theta^*) < t}(T(X, \theta) - T(X, \theta^*))]| \\
&\leq |\mathbb{P}_{\theta^*}(T(X, \theta) < t) - \mathbb{P}_{\theta^*}(T(X, \theta^*) < t)| + \mathbb{E}_{\theta^*} |T(X, \theta) - T(X, \theta^*)| \\
&\leq 2\Psi(\|\theta^* - \theta\|)
\end{aligned}$$

By exchanging the role of θ and θ^* in the above reasoning, the same bound holds for $\mathbf{L}_0(\theta^*, t) - \mathbf{L}_0(\theta, t)$, which gives (39). To prove (40), we use for any $t \in [t^*(\frac{\alpha + \alpha_c}{2}), 1]$,

$$\begin{aligned}
& \left| \frac{\mathbf{L}_0(\theta, t)}{\mathbf{L}_1(\theta, t)} - \frac{\mathbf{L}_0(\theta^*, t)}{\mathbf{L}_1(\theta^*, t)} \right| \\
&\leq \left| \frac{\mathbf{L}_0(\theta, t) - \mathbf{L}_0(\theta^*, t)}{\mathbf{L}_1(\theta^*, t)} \right| + \mathbf{L}_0(\theta, t) \left| \frac{1}{\mathbf{L}_1(\theta^*, t)} - \frac{1}{\mathbf{L}_1(\theta, t)} \right| \\
&\leq 2\Psi(\|\theta^* - \theta\|)/s^* + \frac{1}{\mathbf{L}_1(\theta^*, t)} \frac{\mathbf{L}_0(\theta, t)}{\mathbf{L}_1(\theta, t)} |\mathbb{P}_{\theta^*}(T(X, \theta^*) < t) - \mathbb{P}_{\theta^*}(T(X, \theta) < t)| \\
&\leq 3\Psi(\|\theta^* - \theta\|)/s^*,
\end{aligned}$$

because $\mathbf{L}_0(\theta, t) \leq \mathbf{L}_1(\theta, t)$ and $\mathbf{L}_1(\theta^*, t) \geq s^*$ by monotonicity. Similarly to the bound on \mathbf{L}_0 , we derive

$$\begin{aligned}
& |\mathbf{M}_0(\theta, t) - \mathbf{M}_0(\theta^*, t)| \\
&\leq |\mathbb{P}_{\theta^*}(T(X, \theta) < t) - \mathbb{P}_{\theta^*}(T(X, \theta^*) < t)| + \mathbb{E}_{\theta^*} |U(X, \theta) - U(X, \theta^*)|.
\end{aligned}$$

Define $\bar{q}(X, \theta) \in \operatorname{argmax}_{q \in \{1, \dots, Q\}} \ell_q(X, \theta)$. Now, since $U(X, \theta^*) \leq U(X, \theta)$ by definition (29), we have

$$\begin{aligned}
\mathbb{E}_{\theta^*} |U(X, \theta) - U(X, \theta^*)| &= \mathbb{E}_{\theta^*} [U(X, \theta) - U(X, \theta^*)] \\
&= \mathbb{E}_{\theta^*} [\ell_{\bar{q}(X, \theta)}(X, \theta^*) - \ell_{\bar{q}(X, \theta^*)}(X, \theta^*)] \\
&= \mathbb{E}_{\theta^*} [\ell_{\bar{q}(X, \theta)}(X, \theta^*) - \ell_{\bar{q}(X, \theta)}(X, \theta) \\
&\quad + \ell_{\bar{q}(X, \theta)}(X, \theta) - \ell_{\bar{q}(X, \theta^*)}(X, \theta^*)] \\
&\leq \mathbb{E}_{\theta^*} [\max_{1 \leq q \leq Q} |\ell_q(X, \theta^*) - \ell_q(X, \theta)|] \\
&\quad + \mathbb{E}_{\theta^*} [\max_{1 \leq q \leq Q} \ell_q(X, \theta) - \max_{1 \leq q \leq Q} \ell_q(X, \theta^*)] \\
&\leq 2 \mathbb{E}_{\theta^*} [\max_{1 \leq q \leq Q} |\ell_q(X, \theta^*) - \ell_q(X, \theta)|] \leq 2\Psi(\|\theta^* - \theta\|).
\end{aligned}$$

This proves (41) and leads to (42) by following the reasoning that provided (40).

Next, we have for $0 \leq t' \leq t \leq 1$, by (39),

$$|\mathbf{L}_0(\theta, t) - \mathbf{L}_0(\theta, t')| \leq |\mathbf{L}_0(\theta^*, t) - \mathbf{L}_0(\theta^*, t')| + 4\Psi(\|\theta^* - \theta\|).$$

Moreover,

$$\begin{aligned} |\mathbf{L}_0(\theta^*, t) - \mathbf{L}_0(\theta^*, t')| &= \mathbf{L}_0(\theta^*, t) - \mathbf{L}_0(\theta^*, t') = \mathbb{E}_{\theta^*}[T(X, \theta^*) \mathbb{1}_{t' \leq T(X, \theta^*) < t}] \\ &\leq \mathbb{E}_{\theta^*}[\mathbb{1}_{t' \leq T(X, \theta^*) < t}] \\ &= \mathbb{P}_{\theta^*}(T(X, \theta^*) < t) - \mathbb{P}_{\theta^*}(T(X, \theta^*) < t'), \end{aligned}$$

which is below $\mathcal{W}_T(t - t')$ by (23). This leads to (43). \square

Lemma 14 (Concentration of $\widehat{\mathbf{L}}_0$ (26), $\widehat{\mathbf{L}}_1$ (27), and $\widehat{\mathbf{M}}_0$ (30)). *Let Assumption 1 be true. Recall $\mathcal{V}, \mathcal{V}_-$ defined by (16), (17) respectively, set $c := 14Q\sqrt{\mathcal{V}} + 7Q^2\sqrt{\mathcal{V}_-}$ and consider any countable set $\mathcal{D} \subset \Theta$. For all $t \in (0, 1]$ and for $n \geq (2e)^3$, we have*

$$\mathbb{P}_{\theta^*} \left(\sup_{\theta \in \mathcal{D}} |\widehat{\mathbf{L}}_0(\theta, t) - \mathbf{L}_0(\theta, t)| > x \right) \leq n^{-2}; \quad (44)$$

$$\mathbb{P}_{\theta^*} \left(\sup_{\theta \in \mathcal{D}} |\widehat{\mathbf{L}}_1(\theta, t) - \mathbf{L}_1(\theta, t)| > x \right) \leq n^{-2}; \quad (45)$$

$$\mathbb{P}_{\theta^*} \left(\sup_{\theta \in \mathcal{D}} |\widehat{\mathbf{M}}_0(\theta, t) - \mathbf{M}_0(\theta, t)| > x \right) \leq n^{-2}, \quad (46)$$

for any $x \geq (1 + 2c)\sqrt{\frac{\log n}{n}}$ and provided that $(1 + 2c)\sqrt{\frac{\log n}{n}} \leq 1$.

Proof. For a fixed $t \in (0, 1]$, let $\mathcal{F}_{L_0} = \{T(., \theta) \mathbb{1}_{\{T(., \theta) \leq t\}}, \theta \in \mathcal{D}\}$, $\mathcal{F}_{L_1} = \{\mathbb{1}_{\{T(., \theta) \leq t\}}, \theta \in \mathcal{D}\}$, and $\mathcal{F}_{M_0} = \{U(., \theta) \mathbb{1}_{\{T(., \theta) \leq t\}}, \theta \in \mathcal{D}\}$. We apply Lemma 17 and Lemma 18 for $\xi_i = X_i$, $1 \leq i \leq n$, $b = 1$, $a = 0$ and for each $\mathcal{F} \in \{\mathcal{F}_{L_0}, \mathcal{F}_{L_1}, \mathcal{F}_{M_0}\}$ to get that the corresponding probability in (44)-(45)-(46) is at most n^{-2} by taking

$$x \geq \sqrt{\frac{\log n}{n}} + 2 \mathbb{E} \mathfrak{R}_n(\mathcal{F}),$$

where $\mathfrak{R}_n(\mathcal{F})$ denotes the Rademacher complexity of \mathcal{F} , see (50). We now bound each $\mathfrak{R}_n(\mathcal{F})$ by using Lemma 15:

$$\begin{aligned} \mathbb{E} \mathfrak{R}_n(\mathcal{F}_{L_0}) &\leq \mathbb{E} \mathfrak{R}_n(\mathcal{F}_{L_1}) + \mathbb{E} \mathfrak{R}_n(\{T(., \theta), \theta \in \Theta\}) \\ &\leq \mathbb{E} \mathfrak{R}_n(\mathcal{F}_{L_1}) + \sum_{q=1}^Q \mathbb{E} \mathfrak{R}_n(\{\ell_q(., \theta), \theta \in \Theta\}); \end{aligned} \quad (47)$$

$$\mathbb{E} \mathfrak{R}_n(\mathcal{F}_{L_1}) \leq \sum_{q=1}^Q \mathbb{E} \mathfrak{R}_n(\{\mathbb{1}_{\{\ell_q(., \theta) < 1-t\}}, \theta \in \Theta\}); \quad (48)$$

$$\mathbb{E} \mathfrak{R}_n(\mathcal{F}_{M_0}) \leq \mathbb{E} \mathfrak{R}_n(\mathcal{F}_{L_1}) + \mathbb{E} \mathfrak{R}_n(\{U(., \theta), \theta \in \Theta\}),$$

where for (47) and (48), we used that $T(., \theta) = 1 - \max_q \ell_q(., \theta)$ and $\mathbb{1}_{\{T(., \theta) \leq t\}} = 1 - \prod_{q=1}^Q \mathbb{1}_{\{\ell_q(., \theta) < 1-t\}}$ and the fact that the variables $\ell_q(X_i, \theta)$ are continuous by Assumption 1. Similarly, we have $U(., \theta) = \sum_{q=1}^Q \ell_q(., \theta^*) \prod_{k \neq q} \mathbb{1}_{\{\ell_k(., \theta) \geq$

$\ell_k(., \theta)$. Hence, Lemma 15 once again entails that

$$\begin{aligned} \mathbb{E} \mathfrak{R}_n(\{U(., \theta), \theta \in \Theta\}) &\leq \sum_{q=1}^Q \sum_{k=1, k \neq q}^Q \mathbb{E} \mathfrak{R}_n(\{\mathbb{1}\{\ell_q(., \theta) - \ell_k(., \theta) \geq 0\}, \theta \in \Theta\}) \\ &\quad + \sum_{q=1}^Q \mathbb{E} \mathfrak{R}_n(\{\ell_q(., \theta), \theta \in \Theta\}). \end{aligned} \quad (49)$$

To bound both $\mathbb{E} \mathfrak{R}_n(\{\ell_q(., \theta), \theta \in \Theta\})$ and $\mathbb{E} \mathfrak{R}_n(\{\mathbb{1}\{\ell_q(., \theta) < 1-t\}, \theta \in \Theta\})$, we use the results of [8] (more specifically the proof of Theorem 1 therein), to obtain that they are bounded by

$$\sqrt{\mathcal{V} \log \frac{2en}{\mathcal{V}} \frac{\sqrt{2}}{\sqrt{n}}} + 4 \mathcal{V} \log \frac{2en}{\mathcal{V}} \frac{1}{n} \leq 7 \sqrt{\mathcal{V} \frac{\log n}{n}},$$

provided that $\mathcal{V}(\log n)/n \leq 1$ and for $n \geq (2e)^3$. Similarly, $\mathbb{E} \mathfrak{R}_n(\{\mathbb{1}\{\ell_q(., \theta) - \ell_k(., \theta) \geq 0\}, \theta \in \Theta\})$ is bounded by

$$\sqrt{\mathcal{V}_- \log \frac{2en}{\mathcal{V}_-} \frac{\sqrt{2}}{\sqrt{n}}} + 4 \mathcal{V}_- \log \frac{2en}{\mathcal{V}_-} \frac{1}{n} \leq 7 \sqrt{\mathcal{V}_- \frac{\log n}{n}},$$

$\mathcal{V}_-(\log n)/n \leq 1$ and for $n \geq (2e)^3$. Combining this with what is above entails

$$\begin{aligned} \mathbb{E} \mathfrak{R}_n(\mathcal{F}_{L_1}) &\leq 7Q \sqrt{\mathcal{V} \frac{\log n}{n}} \\ \mathbb{E} \mathfrak{R}_n(\mathcal{F}_{L_0}) &\leq 14Q \sqrt{\mathcal{V} \frac{\log n}{n}} \\ \mathbb{E} \mathfrak{R}_n(\mathcal{F}_{M_0}) &\leq 14Q \sqrt{\mathcal{V} \frac{\log n}{n}} + 7Q^2 \sqrt{\mathcal{V}_- \frac{\log n}{n}}. \end{aligned}$$

In particular, all expectations are upper-bounded by $c \sqrt{\frac{\log n}{n}}$, which leads to the result. \square

Lemma 15. *If \mathcal{F} is a class of indicator functions and \mathcal{G} is a class of functions from \mathbb{R}^d to $[0, 1]$, we have*

$$\begin{aligned} \mathbb{E} \mathfrak{R}_n(\mathcal{F} \cdot \mathcal{G}) &\leq \mathbb{E} \mathfrak{R}_n(\mathcal{F}) + \mathbb{E} \mathfrak{R}_n(\mathcal{G}) \\ \mathbb{E} \mathfrak{R}_n(\max(\mathcal{F}, \mathcal{G})) &\leq \mathbb{E} \mathfrak{R}_n(\mathcal{F}) + \mathbb{E} \mathfrak{R}_n(\mathcal{G}), \end{aligned}$$

where we denoted $\mathcal{F} \cdot \mathcal{G} = \{fg, f \in \mathcal{F}, g \in \mathcal{G}\}$ and $\max(\mathcal{F}, \mathcal{G}) = \{f \vee g, f \in \mathcal{F}, g \in \mathcal{G}\}$.

Proof. We have

$$\begin{aligned}\mathbb{E} \mathfrak{R}_n(\mathcal{F} \cdot \mathcal{G}) &= \mathbb{E} \left(\sup_{f \in \mathcal{F}, g \in \mathcal{G}} \left| \sum_{i=1}^n \varepsilon_i f \cdot g(X_i) \right| \right) \\ &\leq \mathbb{E} \left(\sup_{f \in \mathcal{F}, g \in \mathcal{G}} \left| \sum_{i=1}^n \varepsilon_i (f(X_i) + g(X_i)) \right| \right) \\ &\leq \mathfrak{R}_n(\mathcal{F} + \mathcal{G}),\end{aligned}$$

because $fg = (f + g - 1)_+ = 0.5(f + g - 1 + |f + g - 1|)$ and by applying the contraction lemma of Talagrand (see e.g. Lemma 5.7 in [27]) with $x \mapsto 0.5(x - 1 + |x - 1|)$ which is 1-Lipchitz. Then we conclude by using the triangular inequality. For the max we use $\max(f, g) = 0.5(f + g + |f - g|)$. \square

Lemma 16. *Consider the case where $Q = 2$ and $\{F_u, u \in \mathcal{U}\}$ is an exponential family, i.e. there exists some functions A, B, C, D such that $f(x, u) = \exp(A(u)^t B(x) - C(u) + D(x))$. Let k be the dimension of the sufficient statistic vector $B(x)$. If $k \geq 3$, then $\mathcal{V}, \mathcal{V}_-$ defined by (16), (17) satisfy $\mathcal{V}, \mathcal{V}_- \leq Qk(k+1)[3\log(k(k+1)) + 2(Q-1)]$. In addition, this bound still holds for \mathcal{V}_- in the case $Q \geq 3$.*

Proof. Let us first bound \mathcal{V} . Given that, for $Q = 2$, $\theta = (\pi_1, \pi_2, \phi_1, \phi_2)$, $\ell_1(x, \theta) \geq t$ is equivalent to $\pi_1 f(x, \phi_1) / \pi_2 f(x, \phi_2) \geq g(t)$ for some function g , we get that $\ell_1(x, \theta) \geq t$ if and only if $a(\theta)^t B(x) - b(\theta) \geq h(t)$ for some functions a, b, h . The set family is a subset of $\{\{x \in \mathbb{R}^d, a^t B(x) + b \geq 0\}, a \in \mathbb{R}^k, b \in \mathbb{R}\}$, whose VC dimension is bounded by $k(k+1)[3\log(k(k+1)) + 2]$ for $k \geq 3$, see Lemma 10.3 in [33]. By symmetry, this bound also holds for the VC dimension of $\{\ell_2(\cdot, \theta), \theta \in \Theta\}$. It follows that $\mathcal{V} \leq Qk(k+1)[3\log(k(k+1)) + 2] + 2(Q-1)$ (see, e.g., Exercice 3.24 in [27] on the VC dimension of the union of two classes with bounded VC dimension).

For \mathcal{V}_- , we have that for any $q \neq q' \in \{1, \dots, Q\}$, $\ell_q(x, \theta) - \ell_{q'}(x, \theta) \geq 0$ is equivalent to $\pi_q f(x, \phi_q) / \pi_{q'} f(x, \phi_{q'}) \geq 1$. The rest of the proof follows similarly as for \mathcal{V} . \square

Lemma 17 (Talagrand's inequality, Theorem 5.3. in [25]). *Let ξ_1, \dots, ξ_n independent r.v., \mathcal{F} a countable class of measurable functions s.t. $a \leq f \leq b$ for every $f \in \mathcal{F}$ for some real numbers $a \leq b$, and $W = \sup_{f \in \mathcal{F}} |\sum_{i=1}^n f(\xi_i) - \mathbb{E}(f(\xi_i))|$. Then, for any $x > 0$,*

$$\mathbb{P}(W - \mathbb{E}(W) \geq x) \leq e^{-\frac{2x^2}{n(b-a)^2}}.$$

Lemma 18 (Rademacher complexity bound, see, e.g., Lemma 1 in [8]). *In the setting of Lemma 17 (and with the notation therein), we have*

$$\mathbb{E}(W) \leq 2\mathfrak{R}_n(\mathcal{F}),$$

where

$$\mathfrak{R}_n(\mathcal{F}) = \sup_{f \in \mathcal{F}} \left| \sum_{i=1}^n \varepsilon_i f(\xi_i) \right| \quad (50)$$

is the Rademacher complexity of the class \mathcal{F} (with $\varepsilon_1, \dots, \varepsilon_n$ being i.i.d. random signs).

Appendix D: Auxiliary results for the Gaussian case

D.1. Convergence rate for parameter estimation

The following result presents two situations where the parameter of a Gaussian mixture model can be consistently estimated, with an explicit rate.

Proposition 19. *Consider the mixture model (Section 2.1) in the d -multivariate Gaussian case with true parameter $\theta^* = (\pi^*, \phi^*)$, where $\phi_q^* = (\mu_q^*, \Sigma_q^*)$, $1 \leq q \leq Q$. Then $\eta(\epsilon, \theta^*)$ defined by (18) is such that $\eta(\epsilon_n, \theta^*) \leq 1/n$ for $\epsilon_n \geq C\sqrt{\log n/n}$, where $C > 0$ is a sufficiently large constant, in two following situations:*

- (i) $\hat{\theta}$ is the constrained MLE, that is, computed for $\phi_q = (\mu_q, \Sigma_q) \in \mathcal{U}$ with constrained parameter space $\mathcal{U} = [-a_n, a_n]^d \times \{\Sigma \in S_d^{++}, \underline{\lambda} \leq \lambda_1(\Sigma) \leq \bar{\lambda}, \lambda_d(\Sigma) \leq \bar{\lambda}\}^3$ where $a_n \leq L(\log n)^\gamma$ for some $L, \gamma > 0$ and S_d^{++} denotes the space of positive definite matrices, with $\underline{\lambda}, \bar{\lambda} > 0$. In that case, C only depends on θ^* and $L, \gamma, \underline{\lambda}, \bar{\lambda}$.
- (ii) $\hat{\theta}$ is the estimator coming from EM algorithm (when the iteration number is infinite) for an initialization $\mu_1^{(0)}, \mu_2^{(0)}$ such that $\|(\mu_1^{(0)} - \mu_2^{(0)}) - (\mu_1 - \mu_2)\| \leq \Delta/4$, where $\Delta = \|\mu_1 - \mu_2\|_2$ is the separation between the true means. Here, we consider an homoscedastic model with $\Sigma_1 = \Sigma_2 = \Sigma = \nu I_d$ with known ν . The conclusion applies if the signal-to-noise ratio Δ/ν is large enough, and for a constant C of the form $c(\nu, \Delta)\sqrt{d}$.

Proof. Since case (ii) is a direct application of [7], we focus in what follows on proving case (i), by revisiting the result of [21]. First, in the considered model, any mixture can be defined in terms of $\{f_u, u \in \mathcal{U}\}$ and a discrete mixing measure $G = \sum_{q=1}^Q \pi_q \delta_{\phi_q}$ with Q support points, as $\sum_{q=1}^Q \pi_q f_{\phi_q} = \int f_u(x) dG(u)$. As shown by [21], the convergence of mixture model parameters can be measured in terms of a Wasserstein distance on the space of mixing measures. Let $G_1 = \sum_{q=1}^Q \pi_q^1 \delta_{\phi_q^1}$ and $G_2 = \sum_{q=1}^Q \pi_q^2 \delta_{\phi_q^2}$ be two discrete probability measures on some parameter space, which is equipped with metric $\|\cdot\|$. The Wasserstein distance of order 1 between G_1 and G_2 is given by

$$W_1(G_1, G_2) = \inf_p \sum_{q,l} p_{q,l} \|\phi_q^1 - \phi_l^2\|$$

where the infimum is over all couplings $(p_{q,l})_{1 \leq q,l \leq Q} \in [0,1]^{Q \times Q}$ such that $\sum_l p_{q,l} = \pi_q^1$ and $\sum_q p_{q,l} = \pi_l^2$. Let G^*, \hat{G}_n denote the true mixing measure and the mixing measure that corresponds to the restricted MLE considered here, respectively. Theorem 4.2. in [21] implies that, with the notation of [21], for any

³Here, $\lambda_1(\Sigma)$ (resp. $\lambda_d(\Sigma)$) denotes the smallest (resp. largest) eigenvalue of Σ .

$\epsilon_n \geq (\sqrt{C_1}/c)\delta_n$, and $\delta_n \leq C\sqrt{\log n/n}$, we have $\mathbb{P}_{\theta^*}(W_1(\hat{G}_n, G^*) \geq (c/C_1)\epsilon_n) \leq ce^{-n\epsilon_n^2}$. We apply this relation for $\epsilon_n = \max((\sqrt{C_1}/c)\delta_n, \sqrt{\log(cn)/n})$. In that case, we have still ϵ_n of order $\sqrt{\log n/n}$ and the upper-bound is at most $1/n$. On the other hand, if we have a convergence rate in terms of W_1 , then we have convergence of the mixture model parameters in terms of $\|\cdot\|$ at the same rate, see Lemma 20. This concludes the proof. \square

Lemma 20. *Let $G_n = \sum_{q=1}^Q \pi_q^n \delta_{\phi_q^n}$ be a sequence of discrete probability measures on \mathcal{U} , and let G^*, W_1 be defined as in the proof of Proposition 19. There exists a constant C only depending on G^* such that if $W_1(G_n, G^*) \rightarrow 0$, then for sufficiently large n ,*

$$W_1(G_n, G^*) \geq C \min_{\sigma \in [Q]} \|\theta_n^\sigma - \theta^*\|.$$

Proof. In what follows, we let $\{p_{q,l}^n\}$ denote the corresponding probabilities of the optimal coupling for the pair (G_n, G^*) . We start by showing that $(\phi_q^n)_q \rightarrow (\phi_q^*)_q$ in $\|\cdot\|$ up to a permutation of the labels. Let σ^n the permutation of the labels such that $\|\phi_q^n - \phi_l^*\| \geq \|\phi_{\sigma^n(l)}^n - \phi_l^*\|$ for all $q, l \in \{1, \dots, Q\}$. Then, by definition,

$$\begin{aligned} W_1(G_n, G^*) &\geq \sum_{1 \leq q, l \leq Q} p_{q,l}^n \|\phi_{\sigma^n(l)}^n - \phi_l^*\| \\ &= \sum_l \pi_l^* \|\phi_{\sigma^n(l)}^n - \phi_l^*\|. \end{aligned}$$

It follows that each $\|\phi_{\sigma^n(l)}^n - \phi_l^*\|$ must converge to zero. Since $(\phi_q^n)_q \rightarrow (\phi_q^*)_q$ up to a permutation of the labels, without loss of generality we can assume that $\phi_q^n \rightarrow \phi_q^*$ for all q . Let $\Delta\phi_q^n := \phi_q^n - \phi_q^*$ and $\Delta\pi_q^n := \pi_q^n - \pi_q^*$. Write $W_1(G_n, G^*)$ as

$$W_1(G_n, G^*) = \sum_q p_{qq}^n \|\Delta\phi_q^n\| + \sum_{q \neq l} p_{ql}^n \|\phi_q^n - \phi_l^*\|$$

Define $C_{ql} = \|\phi_q^* - \phi_l^*\|$ and $C = \min_{q \neq l} C_{ql} > 0$. It follows from the convergence of ϕ^n that for $q \neq l$, $\|\phi_q^n - \phi_l^*\| \geq C/2$ for sufficiently large n . Thus,

$$W_1(G_n, G^*) \geq \frac{C}{2} \sum_{q \neq l} p_{ql}^n$$

We deduce that $\sum_{q \neq l} p_{ql}^n \rightarrow 0$. As a result, $p_{qq}^n = \pi_q^* - \sum_{l \neq q} p_{lq}^n \rightarrow \pi_q^*$, and so, $p_{qq}^n \geq (1/2)\pi_{\min}^* := \min_l \pi_l^*$ for sufficiently large n . On the other hand, $\sum_{q \neq l} p_{ql}^n = \sum_q \pi_q^n - p_{qq}^n = \sum_q \pi_q^* - p_{qq}^n$ where $p_{qq}^n \leq \min(\pi_q^n, \pi_q^*)$. Thus, $\sum_{q \neq l} p_{ql}^n \geq \sum_q \pi_q^n - \min(\pi_q^n, \pi_q^*) = \sum_{q, \pi_q^n \geq \pi_q^*} \pi_q^n - \pi_q^* = \sum_{q, \pi_q^n \geq \pi_q^*} |\pi_q^n - \pi_q^*|$ and similarly we have that $\sum_{q \neq l} p_{ql}^n \geq \sum_{q, \pi_q^* \geq \pi_q^n} |\pi_q^n - \pi_q^*|$. It follows that $2 \sum_{q \neq l} p_{ql}^n \geq \sum_q |\pi_q^n - \pi_q^*|$. Therefore, for sufficiently large n ,

$$W_1(G_n, G^*) \geq \frac{1}{2} \pi_{\min}^* \sum_q \|\Delta\phi_q^n\| + \frac{C}{4} \sum_q |\Delta\pi_q^n|.$$

This gives the result. \square

D.2. Gaussian computations

The following lemma holds.

Lemma 21. *Let us consider the multivariate Gaussian case where $\phi_q = (\mu_q, \Sigma_q)$, $1 \leq q \leq Q$, with $Q = 2$, $\Sigma_1 = \Sigma_2$ is an invertible covariance matrix and μ_1 and μ_2 are two different vectors of \mathbb{R}^d . Then Assumptions 1, 2 and 3 hold true for $\alpha_c = 0$ and for a level $\alpha \in (0, \bar{\alpha}) \setminus \mathcal{E}$ for \mathcal{E} a set of Lebesgue measure 0.*

Proof. Let us first prove that $\ell_q(X, \theta)$ is a continuous random variable under \mathbb{P}_{θ^*} (this is established below without assuming $\Sigma_1 = \Sigma_2$ for the sake of generality). We have

$$\begin{aligned} \mathbb{P}_{\theta^*}(\ell_1(X, \theta) = t) \\ &= \mathbb{P}_{\theta^*}(f_{\phi_1}(X)/f_{\phi_2}(X) = t\pi_2/\pi_1) \\ &= \mathbb{P}_{\theta^*}((X - \mu_1)^t \Sigma_1^{-1}(X - \mu_1) - (X - \mu_2)^t \Sigma_2^{-1}(X - \mu_2) = -2 \log(t\pi_2/\pi_1) - \log(|\Sigma_1|/|\Sigma_2|)). \end{aligned}$$

Now,

$$\begin{aligned} &(X - \mu_1)^t \Sigma_1^{-1}(X - \mu_1) - (X - \mu_2)^t \Sigma_2^{-1}(X - \mu_2) \\ &= (X - \mu_1)^t \Sigma_1^{-1}(X - \mu_1) - (X - \mu_1)^t \Sigma_2^{-1}(X - \mu_2) - (\mu_1 - \mu_2)^t \Sigma_2^{-1}(X - \mu_2) \\ &= (X - \mu_1)^t (\Sigma_1^{-1} - \Sigma_2^{-1})(X - \mu_1) - (X - \mu_1)^t \Sigma_2^{-1}(\mu_1 - \mu_2) - (\mu_1 - \mu_2)^t \Sigma_2^{-1}(X - \mu_2) \\ &= (X - \mu_1)^t (\Sigma_1^{-1} - \Sigma_2^{-1})(X - \mu_1) - (\mu_1 - \mu_2)^t \Sigma_2^{-1}(2X - \mu_2 - \mu_1). \end{aligned}$$

Since the real matrix $\Sigma_1^{-1} - \Sigma_2^{-1}$ is symmetric, we can diagonalize it and we end up with a subset of \mathbb{R}^d of the form

$$\left\{ y \in \mathbb{R}^d : \sum_{j=1}^d (\alpha_j y_j^2 + \beta_j y_j) + \gamma = 0 \right\},$$

for some real parameters $\alpha_j, \beta_j, \gamma$. The result follows because this set has a Lebesgue measure equal to 0 in any case.

Now, since $\Sigma_1 = \Sigma_2 = \Sigma$, we have for all $t \in (0, 1)$,

$$\begin{aligned} \{T(X, \theta) > t\} &= \left\{ \forall q \in \{1, \dots, Q\}, \pi_q f_{\phi_q}(X) < (1-t) \sum_{\ell=1}^Q \pi_{\ell} f_{\phi_{\ell}}(X) \right\} \\ &= \{\pi_1 f_{\phi_1}(X) < (1/t - 1) \pi_2 f_{\phi_2}(X)\} \cap \{\pi_2 f_{\phi_2}(X) < (1/t - 1) \pi_1 f_{\phi_1}(X)\} \\ &= \left\{ (1/t - 1)^{-1} < \frac{\pi_1 f_{\phi_1}(X)}{\pi_2 f_{\phi_2}(X)} < (1/t - 1) \right\}. \end{aligned}$$

Applying $2 \log(\cdot)$ on each part of the relation, we obtain

$$\{T(X, \theta) > t\} = \{-2 \log(1/t - 1) < a^t X + b < 2 \log(1/t - 1)\},$$

for

$$\begin{aligned} a &= a(\theta) = 2\Sigma^{-1}(\mu_1 - \mu_2) \in \mathbb{R}^d \setminus \{0\} \\ b &= b(\theta) = -(\mu_1 - \mu_2)^t \Sigma^{-1}(\mu_1 + \mu_2) + 2 \log(\pi_1/\pi_2) \in \mathbb{R}^d. \end{aligned}$$

Since under P_{θ^*} we have $X \sim \pi_1^* \mathcal{N}(\mu_1^*, \Sigma^*) + \pi_2^* \mathcal{N}(\mu_2^*, \Sigma^*)$, we have $a^t X + b \sim \pi_1^* \mathcal{N}(a^t \mu_1^* + b, a^t \Sigma^* a) + \pi_2^* \mathcal{N}(a^t \mu_2^* + b, a^t \Sigma^* a)$. This yields for all $t \in (0, 1)$,

$$\begin{aligned} \mathbb{P}_{\theta^*}(T(X, \theta) > t) &= \pi_1 \left[\Phi \left(\frac{2 \log(1/t - 1) - a^t \mu_1^* - b}{(a^t \Sigma^* a)^{1/2}} \right) \right. \\ &\quad \left. - \Phi \left(\frac{-2 \log(1/t - 1) - a^t \mu_1^* - b}{(a^t \Sigma^* a)^{1/2}} \right) \right] \\ &\quad + \pi_2 \left[\Phi \left(\frac{2 \log(1/t - 1) - a^t \mu_2^* - b}{(a^t \Sigma^* a)^{1/2}} \right) \right. \\ &\quad \left. - \Phi \left(\frac{-2 \log(1/t - 1) - a^t \mu_2^* - b}{(a^t \Sigma^* a)^{1/2}} \right) \right]. \end{aligned} \quad (51)$$

A direct consequence is that for all $t \in (0, 1)$, we have $\mathbb{P}_{\theta^*}(T(X, \theta) > t) < 1$, that is, $\mathbb{P}_{\theta^*}(T(X, \theta) \leq t) = \mathbb{P}_{\theta^*}(T(X, \theta) < t) > 0$. Hence, α_c defined in (14) is equal to zero. Moreover, from (51), we clearly have that $t \in (0, 1) \mapsto \mathbb{P}_{\theta^*}(T(X, \theta) > t)$ is decreasing, so that $t \in (0, 1) \mapsto \mathbb{P}_{\theta^*}(T(X, \theta) \leq t)$ is increasing. This proves that Assumption 1 holds in that case.

Let us now check Assumptions 2 and 3. Assumptions 2 and 3 (i) follow from Result 2.1 in [26].

As for Assumption 3 (ii), from (51), we only have to show that the function $t \in (0, 1) \mapsto \frac{\partial}{\partial t} \Phi \left(\frac{\log(1/t - 1) - \alpha^*}{\beta^*} \right)$ is uniformly bounded by some constant $C = C(\alpha^*, \beta^*)$, for any $\alpha^* \in \mathbb{R}$ and $\beta^* > 0$. A straightforward calculation leads to the following: for all $t \in (0, 1)$,

$$\left| \frac{\partial}{\partial t} \Phi \left(\frac{\log(1/t - 1) - \alpha^*}{\beta^*} \right) \right| = \frac{e^{-(\frac{\log(1/t - 1) - \alpha^*}{\beta^*})^2/2}}{\beta^* \sqrt{2\pi}} \frac{1}{t(1-t)}. \quad (52)$$

Consider now $t_0 = t_0(\alpha^*, \beta^*) \in (0, 1/2)$ such that $(\frac{\log(1/t - 1) - \alpha^*}{\beta^*})^2 \geq 2 \log(1/t)$ for all $t \in (0, t_0)$. It is clear that the right-hand-side of (52) is upper-bounded by $\frac{1}{\beta^* \sqrt{2\pi(1-t_0)}}$ on $t \in (0, t_0)$. Similarly, let $t_1 = t_1(\alpha^*, \beta^*) \in (1/2, 1)$ such that $(\frac{\log(1/t - 1) - \alpha^*}{\beta^*})^2 \geq 2 \log(1/(1-t))$ for all $t \in (t_1, 1)$. It is clear that the right-hand-side of (52) is upper-bounded by $\frac{1}{\beta^* \sqrt{2\pi t_1}}$ on $t \in (t_1, 1)$. Finally, for $t \in [t_0, t_1]$, the upper-bound $\frac{1}{\beta^* \sqrt{2\pi t_0(1-t_1)}}$ is valid. This proves that Assumption 3 (ii) holds.

Let us now finally turn to Assumption 3 (iii). Lemma 11 ensures that $t \in (0, t^*(\bar{\alpha})) \mapsto \text{mFCR}_t^*$ is continuous increasing. Hence, $t^* : \beta \in (0, \bar{\alpha}) \mapsto t^*(\beta)$

defined in (13) is the inverse of this function and is also continuous increasing. It is therefore differentiable almost everywhere in $(0, \bar{\alpha})$, so everywhere in $(0, \bar{\alpha}) \setminus \mathcal{E}$ where \mathcal{E} is a set of Lebesgue measure 0. By taking α in $(0, \bar{\alpha}) \setminus \mathcal{E}$, this ensures that t^* is differentiable in α and thus that Assumption 3 (iii) holds. \square

Lemma 22. *In the multivariate gaussian case with $Q = 2$ and $\Sigma_1 = \Sigma_2$, we have that $\mathcal{V} \leq 2d + 4$ and $\mathcal{V}_- \leq 2d + 4$.*

Proof. In that case, we have that (see the proof of Lemma 21)

$$\{\ell_q(x, \theta) \leq u, x \in \mathbb{R}^d\} = \{a_\theta^t x + b_\theta \geq g(u), x \in \mathbb{R}^d\}.$$

Since the VC dimension of the vector space of real-valued affine functions is bounded by $d + 1$ (see, e.g., Exercice 3.19 in [27]). We obtain the result by applying the usual bound on the VC dimension of the union of two classes with bounded VC dimension (see, e.g., Exercice 3.24 in [27]). \square