

# LARGE GAPS BETWEEN PRIMES IN ARITHMETIC PROGRESSIONS—AN EMPIRICAL APPROACH

MARTIN RAAB

ABSTRACT. An overview of the results of new exhaustive computations of gaps between primes in arithmetic progressions is presented. We also give new numerical results for exceptionally large least primes in arithmetic progressions.

2010 Mathematics Subject Classification: 11N05, 11N13

**Keywords:** arithmetic progression, Cramér conjecture, prime gap, residue class.

## 1. PAST GAPS AND PRESENT GOALS

What is the largest gap between two consecutive prime numbers below a given bound  $x$ ? This rather simple question has proven to be quite intriguing and way more difficult to answer than one might be inclined to think. The blurry picture of what is proven, what is heuristically expected and what has been explicitly calculated left mathematicians unsatisfied for more than a century, and will probably continue to do so for years to come.

Large gaps between primes have been sought and documented since at least the nineteenth century [5]. To date, the maximal gaps between prime numbers below  $x$  have been found for all  $x < 2^{64}$  [17], and even—pending computational verification—for some  $x > 2^{64}$  [16]. In light of the calculation time required to improve on the bound  $x$ , new results are few and far between, so it is natural to generalize the search to prime gaps in an arithmetic progression where it is easier to gather more data quickly. After all, a decent amount of empirical data serves as a touchstone in comparing heuristical results and conjectures from the past and the future.

We will concentrate on the aspect of data computed with respect to gaps between primes in arithmetic progressions, expanding on what has been done in this area, and put to the test some of the predictions that have been made in the past. Specifically, we focus on the relation between the maximal gaps below  $x$  and  $\log^2 x$ .

## 2. DEFINITIONS

$p_n$	the $n$ -th prime; $p_n \in \{2, 3, 5, 7, 11, 13, 17 \dots\}$
$q$	integer; the common difference in the arithmetic progression $r + q \cdot j$ , $j = 0, 1, 2, \dots$
$r$	integer coprime to $q$ , $1 \leq r < q$
$g$	the gap between two primes $p^-$ and $p^+$ in the arithmetic progression $r + q \cdot j$ ; $g = p^+ - p^- = q \cdot k$
$p^-$	the prime at the start of a gap of length $g$ in the arithmetic progression $r + q \cdot j$ , also referred to as the lower bounding prime of a gap
$p^+$	the prime at the end of a gap of length $g$ in the arithmetic progression $r + q \cdot j$ , also referred to as the upper bounding prime of a gap
$p_{\min}(q, k)$	least prime such that there is a gap of length $q \cdot k$ between $p^-$ and $p^+$
$g_{\max}(x)$	the maximal gap between consecutive primes $\leq x$
$g_{\max}(x, q)$	the maximal gap between primes $\leq x$ in an arithmetic progression
$m$	the “merit” of a gap $g$ ; expected average number of primes between $p^-$ and $p^+$ , further explained in sec. 3
CSG ratio	the Cramér–Shanks–Granville ratio which relates $g_{\max}(x)$ to $\log^2 x$
$\rho(p, q)$	a redefinition of the CSG ratio, further explained in sec. 3; $\rho(p, q) = m^2 \cdot \varphi(q)/g$
$\rho_{\max}(x, q)$	the maximum value of $\rho(p, q)$ for all $p \leq x$
$G(x)$	the smooth part of Riemann’s prime counting function, further explained in sec. 3
$\pi(x)$	the prime counting function; the number of primes $p_n \leq x$
$\varphi(q)$	Euler’s totient function
$\log x$	the natural logarithm of $x$
$\log^2 x$	the same as $(\log x)^2$
$\lfloor x \rfloor$	the floor function; the largest integer $\leq x$
$ x $	the absolute value of $x$ ; $ x  = -x$ for $x < 0$

## 3. LOOKING FOR THE PERFECT MEASURE

A key indicator here will be what is most commonly known as the Cramér ratio or even the Cramér–Shanks–Granville ratio. Cramér [3] conjectured, on probabilistic grounds, that

$$\limsup_{n \rightarrow \infty} \frac{p_n - p_{n-1}}{\log^2 p_n} = 1,$$

where  $p_n$  is the  $n$ th prime number. This is achieved by working with a random model that employs a sequence of independent random variables  $\xi_n$  where, for  $n \geq 3$ ,

$$\mathbb{P}(\xi_n = 1) = \frac{1}{\log n} \quad \text{and} \quad \mathbb{P}(\xi_n = 0) = 1 - \frac{1}{\log n}.$$

Shanks [21] reformulated Cramér’s conjecture as  $g_{\max}(x) \sim \log^2 x$ , with  $g_{\max}(x)$  being the maximal gap between consecutive primes below  $x$ .

Granville [7], in contrast, arrived at a somewhat different result, using arguments of divisibility by small primes, that there should be infinitely many instances where  $g_{\max}(x) \gtrsim 2e^{-\gamma} \log^2 x \approx 1.1229 \log^2 x$ . The argument that the random variables  $\xi_n$  in Cramér’s model are not strictly independent plays an essential role in what is nowadays the most widely accepted theory regarding gaps between primes. For more details, see also Pintz [20].

Still, the actual data collected thus far seems to be more in favor of Cramér and Shanks.

Since the same sieving rules as used in the sieve of Eratosthenes apply to both the primes in general and primes in an arithmetic progression (AP),<sup>1</sup> it is reasonable to suggest that, by and large, results for primes in AP can be compared to statistical models like the ones that Granville [7] or Banks, Ford and Tao [1] use for the study of prime gaps.

Throughout the paper, the ratio as described above will be measured by a function, denoted by  $\rho(p, q)$  or simply  $\rho$  when  $(p, q)$  is not specified, asymptotic to the above mentioned ratio. Particularly, we look at primes in AP with common difference  $q$ , such that  $p = r + jq$ , where  $q$  and  $r$  are coprime integers,  $0 < r < q$ , with  $q$  even, and  $j \in \mathbb{N}_0$ . A gap between two consecutive primes  $p^-$  and  $p^+$  in an AP is conventionally associated with a measure of the form<sup>2</sup>

$$\rho^* = \frac{p^+ - p^-}{\varphi(q) \log^2 p^+},$$

where  $\varphi(q)$  is Euler’s totient function, i.e. the number of positive integers not exceeding  $q$  and coprime to  $q$ . When  $q \leq 2$ , there is a different conventional measure which uses the squared logarithm of the lower bounding prime of the gap,

$$\rho' = \frac{p^+ - p^-}{\log^2 p^-}.$$

<sup>1</sup>Although this might not entirely be taken for granted: if the common difference in the AP is a large primorial, or in general has many small factors, it might have a measurable impact on the outcome. Further study is needed. Common differences equal to powers of 2, however, should be unbiased in this regard as they don’t—on average—affect any residue classes modulo any odd prime.

<sup>2</sup>cf. inequality (34) in [13]

When applied to gaps between primes in AP though, the corresponding measure, with  $\varphi(q)$  in the denominator, can produce arbitrarily large values for very small  $p^-$  (have a try, just for fun, at  $p^- = 3$  and  $q = 6336488$ ). Yet, using the upper bounding prime,  $\rho^*(p, q)$  is similarly inconclusive—although more appropriate—for very small  $p^+$ , as the respective gap is linked to the asymptotic density of primes only at the point where the upper bounding prime  $p^+$  is located. Moreover, any such conventional measures transfer the “flaw” of the logarithmic integral  $\text{li}(x)$  overestimating  $\pi(x)$  for most  $x$  (see [11] for a very recent paper on this issue). To adequately process the results of the exhaustive computation, we demand a measure that captures the purpose of the conventional measure, the Cramér–Shanks–Granville (CSG) ratio  $g/\log^2 p$ , while taking into account the exact average local distribution of primes in the ranges of concern.

Enter Gram’s variant of Riemann’s prime counting formula [6], that is, omitting the non-trivial zeroes of the Riemann zeta function. Here we have a non-decreasing, smooth function for  $x > 1$  which approximates the prime counting function  $\pi(x)$  better than any other historically established approximation (by e.g. Legendre or Gauss) for a vast majority but especially for small values of  $x$ :

$$G(x) = 1 + \sum_{n=1}^{\infty} \frac{\log^n x}{n \cdot n! \cdot \zeta(n+1)} + \frac{1}{\pi} \arctan \frac{\pi}{\log x} - \frac{1}{\log x}.$$

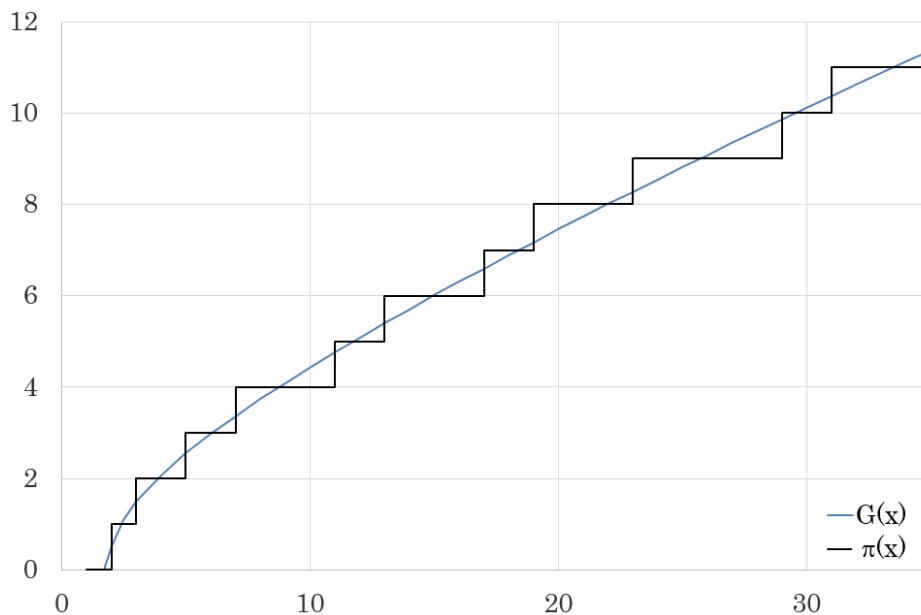


FIGURE 1. Comparison:  $\pi(x)$  vs.  $G(x)$ . As we go to larger  $x$  values,  $x = 97$  is the first prime where  $|G(x - \varepsilon) - \pi(x - \varepsilon)| > 1$  for  $\varepsilon < 0.13$ .

The derivative of this function,  $G'(x)$ , may serve—in the spirit of Cramér—as the “probability” for a randomly chosen integer  $x$  to be prime. (Of course,  $x$  is either prime or not, but practically speaking, we assume the probability prior to choosing the exact value of  $x$ .)

The *merit*  $m$  of a gap indicates how many primes are expected on average for a particular gap:

$$m = \frac{q}{\varphi(q)} \sum_{j=1}^k G'(p + jq),$$

where  $p = p^-$  is the prime preceding the gap, and  $p + kq = p + g = p^+$  is the prime following the gap.

The formula for the CSG ratio can then be redefined (eliminating explicit dependence on  $p$ ) as follows:

$$\rho = m^2 \frac{\varphi(q)}{g},$$

which is asymptotically equivalent to the conventional measures for  $p \rightarrow \infty$ . Furthermore noting that, for odd  $q$ , only one respective odd value of  $k$  presents a gap for  $p^- = 2$ , this measure is only coherent if we solely use even values of  $q$ ; odd values of  $q$  may be used instead whenever  $q$  is congruent to 2 mod 4, but then we would “cheat” on  $\rho$  being a bit larger than otherwise. Only now it is possible to start analyzing the data of first occurrences or maximal gaps for any  $q$  we choose without it being distorted for small values of  $p$  or large values of  $q$ , a problem we would face with any of the commonly known conventional formulas for the CSG ratio.

## 4. A PLETHORA OF DATA

For many pairs  $(q, k)$ , with  $k \in \mathbb{N}$  and  $q$  even, we have computed the least prime  $p_{\min} = p_{\min}(q, k)$  such that there is a gap of length  $kq$  between  $p_{\min}$  and the next prime in the AP with difference  $q$ . Table 1 gives some results of this computation for small values  $k$  and  $q$ .

TABLE 1. Least primes  $p_{\min}(q, k)$  such that there is a gap of length  $kq$  before the next prime in the AP with difference  $q$ . For any value of  $q$ , it is difficult to extend this table horizontally (say, to  $k > 500$ ); however, it's very easy to compute more rows for small  $k$ .

	$k = 1$	$k = 2$	$k = 3$	$k = 4$	$k = 5$	$k = 6$	$k = 7$	$k = 8$	$k = 9$	$k = 10$	$k = 100$
$q = 2$	3	7	23	89	139	199	113	1831	523	887	378043979
$q = 4$	3	5	17	73	83	113	691	197	383	1321	107345389
$q = 6$	5	19	43	283	197	521	1109	2389	1327	4363	680676109
$q = 8$	3	7	17	41	61	311	137	451	647	1913	63977327
$q = 10$	3	11	29	313	113	397	331	269	997	1129	881451157
$q = 12$	5	13	53	109	379	1109	457	2111	2711	1667	1906215407
$q = 14$	3	13	11	101	127	233	761	661	1091	1619	467186417
$q = 16$	3	5	19	127	17	137	139	449	617	1063	185110507
$q = 18$	5	7	59	107	269	631	727	677	1709	5167	2743266193
$q = 20$	3	7	29	101	283	239	569	433	1823	3257	618986273

In table 1, all residue classes coprime to  $q$  are present. One could go further and analyze each residue class separately. It should be noted that since the residue classes that are squares mod  $q$  have a bias to contain, under certain circumstances, less primes than those that are non-squares mod  $q$  (for more details see [9]), it might make sense to check whether this effect is measurable in the table of gaps. If so, the residue classes that comprise first occurrence gaps should be more numerous if said residue classes are squares mod  $q$ .

For  $k \leq 100$ , the number of primes  $p_{\min}(q, k)$  that are squares modulo  $q$  are as shown below in table 2:

TABLE 2. The number of primes  $p_{\min}(q, k)$  that are squares mod  $q$ , for  $k \leq 100$ .

$p_{\min} \equiv \text{square mod } q?$	$q = 4$	$q = 6$	$q = 8$	$q = 10$	$q = 12$	$q = 14$	$q = 16$	$q = 18$	$q = 20$
yes	53	54	34	45	28	49	28	41	22
no	47	46	66	55	72	51	72	59	78

For  $q = 8, 12, 16$ , and  $20$ , only 25% of residue classes coprime to  $q$  are squares, so instead of 50:50, we might expect a 25:75 ratio here if evenly distributed. The impact of squares vs. non-squares mod  $q$  might be subject to further study, but can be considered ancillary for the motif of this paper.

TABLE 3. The maximum values  $\rho_{\max}(x, q)$  up to a given point  $x$  for each  $q$ . The last lines show averages and weighted averages by a factor of  $\varphi(q)/q$ , for  $q \leq 1000$ .

$\rho_{\max}(x, q)$	$x = 2^{12}$	$x = 2^{16}$	$x = 2^{20}$	$x = 2^{24}$	$x = 2^{28}$	$x = 2^{32}$	$x = 2^{36}$	$x = 2^{40}$	$x = 2^{44}$
$q = 2$	0.6332	0.6671	0.6800	0.7020	0.7393	0.7393	0.7953	0.7953	0.7975
$q = 4$	0.5909	0.6320	0.6792	0.6792	0.7511	0.7678	0.7678	0.8057	0.8156
$q = 6$	0.5017	0.5700	0.7360	0.7360	0.7540	0.7540	0.7540	0.7613	0.8043
$q = 8$	0.5692	0.5888	0.6063	0.6398	0.7248	0.7437	0.7532	0.7876	0.7876
$q = 10$	0.5618	0.7132	0.7132	0.7132	0.7677	0.7677	0.8043	0.8930	0.8930
$q = 12$	0.6215	0.6215	0.6224	0.6957	0.7048	0.7586	0.8053	0.8455	0.8455
$q = 14$	0.5048	0.5950	0.6623	0.6623	0.7694	0.8096	0.8346	0.8346	0.8346
$q = 16$	0.5793	0.6172	0.7177	0.7313	0.8110	0.8246	0.9046	0.9046	0.9046
$q = 18$	0.5214	0.6312	0.7870	0.7870	0.7870	0.7870	0.7870	0.7870	0.7870
$q = 20$	0.6845	0.6845	0.7222	0.7941	0.7941	0.7941	0.7941	0.7941	0.7941
Average, $q \leq 1000$ :	0.6136	0.6908	0.7340	0.7672	0.7906	0.8096	0.8096	0.8270	0.8378
Weighted average:	0.6145	0.6927	0.7348	0.7681	0.7909	0.8101	0.8101	0.8274	0.8381

In table 3 we track the maximum values  $\rho_{\max}(x, q)$  of the redefined CSG ratio  $\rho$  up to a given point  $x$  for each  $q$ .<sup>3</sup> It also makes sense to consider the weighted averages of  $\rho_{\max}(x, q)$  by a factor of  $\varphi(q)/q$ , since the data suggests that  $\rho_{\max}(x, q)$  tends to be smaller on average whenever  $\varphi(q)/q$  is small, which is the case when  $q$  has a lot of distinct small prime factors.

This can be explained by the consideration that if  $\varphi(q)$  is small compared to  $q$ , specifically if  $\varphi(q) < 4q/\pi^2$ , then there are less than average first occurrence gaps (and maximal gaps) below  $x$ , which is best displayed for primorial values of  $q$ ; see the first three lines in table 4. In contrast, when  $q$  is a power of 2 (and so  $\varphi(q) = q/2$ ), we have a smaller range of  $x$  for the same  $k$  (the last three lines in table 4).

TABLE 4. Comparison similar to table 1, for primorials  $q = 30, 210, 2310$  and powers of two,  $q = 32, 64, 128$ .

	$k = 1$	$k = 2$	$k = 3$	$k = 4$	$k = 5$	$k = 6$	$k = 7$	$k = 8$	$k = 10$	$k = 100$
<i>Primorials:</i>										
$q = 30$	7	19	61	157	883	811	2141	3691	4657	28193556913
$q = 210$	13	11	109	283	503	2657	911	2843	15959	56594966737
$q = 2310$	23	17	97	151	359	13	4603	1997	17327	102693995581
<i>Powers of 2:</i>										
$q = 32$	5	3	13	23	79	59	233	463	983	89811269
$q = 64$	3	11	5	13	17	107	151	131	2749	209355427
$q = 128$	3	7	5	89	19	41	167	67	1013	123798527

<sup>3</sup>By the time  $\rho_{\max}(x, q) > 0.8$ , most of these values agree to at least three decimal places with the conventional measure  $\rho^*$  mentioned in sec. 3.

The weighted average values  $\rho_{\max}(x, q)$  over  $q \leq 2690$  closely satisfy the approximation  $0.962 - 3.79/\log x$ , for  $x$  up to at least  $3 \cdot 10^{13}$ . But this might, at least for now, be taken for a statistical curiosity, as there isn't yet any heuristical indication to back up a claim like the existence of only finitely many gaps larger than  $0.962 \varphi(q) \log^2 x$  (or with a factor close to that number).<sup>4</sup> A possible approximation based on the Cramér model would be  $\rho_{\max}(x, q) \approx 1 - (2.5 - 8\varepsilon)/(\log x)^{0.8-\varepsilon}$  for some  $\varepsilon < 0.02$ . It is more difficult to find a similar approximate formula with leading term 1.1229. Eventually there might be no trivial asymptotic relation reconciling both heuristical and empirical results for  $\rho_{\max}(x, q)$ .

Formulas of the type  $a \log(x)(\log(x) - b \log \log(x))$ —as suggested e.g. by Cadwell [2] and reiterated by Granville and Lumley [8]—barely hold up to the challenge of presenting a good fit for the data thus far; see figure 2.

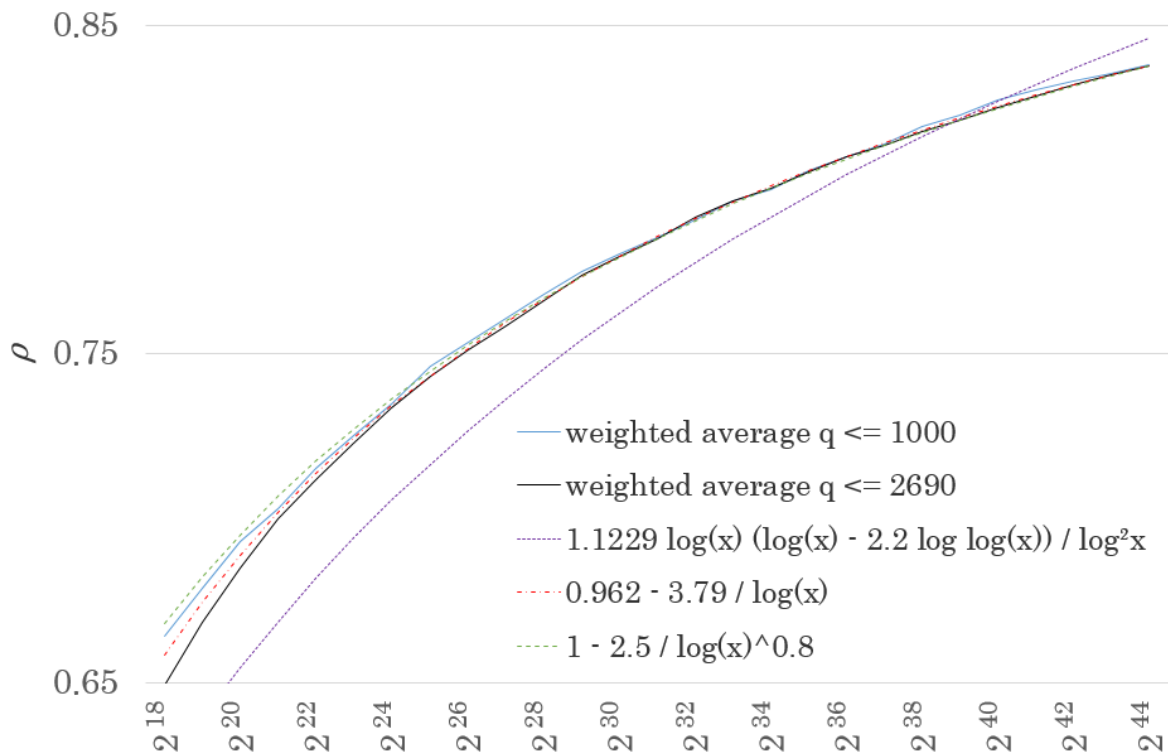


FIGURE 2. A formula predicting the growth of the average values of  $\rho_{\max}(x, q)$  ostensibly requires three different constants to remain in accordance with the heuristical foundations.

<sup>4</sup> However, a careful inspection of the number of gaps larger than  $m \log p$  for various samples in the range  $e^{24} \leq p \leq e^{300}$  indicates a crucial aberration to the regular Poisson distribution with respect to  $m$  according to Cramér's model, hinting that even Cramér may have overestimated the sizes of the largest gaps below  $x$ , albeit not implicitly by a constant factor. Further computations are in progress.

## 5. GAPS AND GEMS

Although it is conjectured that there exist infinitely many gaps between primes that are larger than  $\log^2 p_n$ , computations so far leave little hope that such an exceptionally large gap will ever be found. Nyman [18] came closest to this goal with a gap of 1132 following the prime 1693182318746371 and  $\rho \approx 0.9206$ . This gap in itself was an unusually large one—seen in figure 3 as the only point above 0.9.

Second to Nyman’s gap is a gap with  $\rho \approx 0.8483$  found by Oliveira e Silva *et al.* [19]. To see how far away this is from a gap that would be on par with  $\log^2(p^+)$ , the latter gap should have had  $p^+ - p^- \geq 1700$  instead of the actual 1442. It fell short by 258, an interval in which more than six primes of comparable size occur on average.

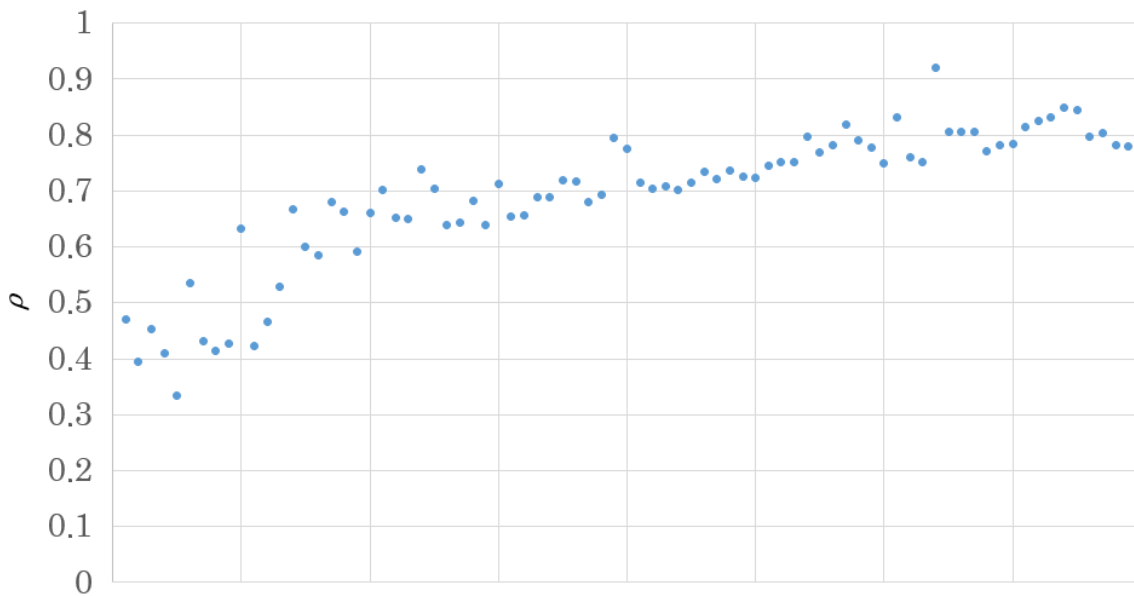


FIGURE 3. Graph of  $\rho$  for the first 80 known maximal gaps between primes.

Let’s have a closer look at figures 3 and 4. Whether we set  $p$  equal to  $p^-$  or  $p^+$  here is irrelevant for large  $p$ , it doesn’t change the gist of the outcome. Since new maximal gaps are already harder to find than a needle in a haystack, it’s very likely we may never see a gap between consecutive primes where  $\rho > 1$  (whether or not it exists). One could also take a guess at the growth rate in figure 4—the values on the  $y$ -axis—and assume that maybe the sum of  $1/e^y$  converges, thus likewise implying that at most finitely many gaps larger than  $\log^2 p$  exist.

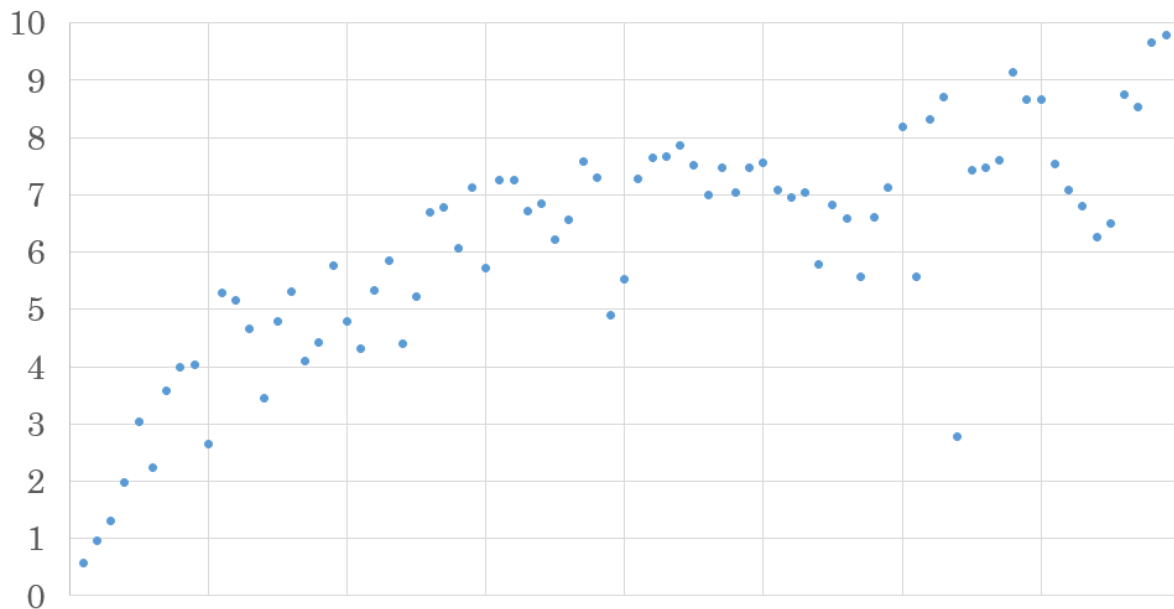


FIGURE 4. It would have taken an extra interval where this many more primes occur, on average, to reach the magic  $\log^2 p$ . Plotted for the first 80 known maximal gaps between primes.

On the other hand, the refinements of Granville’s model only come into play for much larger  $x$ . We may compare this to the phenomenon [4] that there exist 447 numbers in an interval of 3159 integers coprime to arbitrarily large primorials  $q\#$ , hence it is possible—yet not proven—that there are infinitely many  $x$  such that  $\pi(x + 3159) = \pi(x) + 447$  while  $\pi(3159) = 446$ , constituting clusters of primes more densely packed than the primes at the start of the number line. By the Hardy–Littlewood conjecture [10], the first such  $x$  should be found in the vicinity of  $10^{1198}$ , which is way beyond our current computing capabilities and will likely be so for all time.

If we turn our attention to primes in AP, however, instances where  $\rho > 1$  can indeed be found. The first such example was discovered by Kourbatov [12] and by 2019, Kourbatov and Wolf [13] have listed 35 of these gems. Upon this, we continued the search for these exceptionally large gaps and found several hundred more. Still, they are scarce enough to keep track of each and every one of them, as their distribution raises more questions on the way up the search bounds.

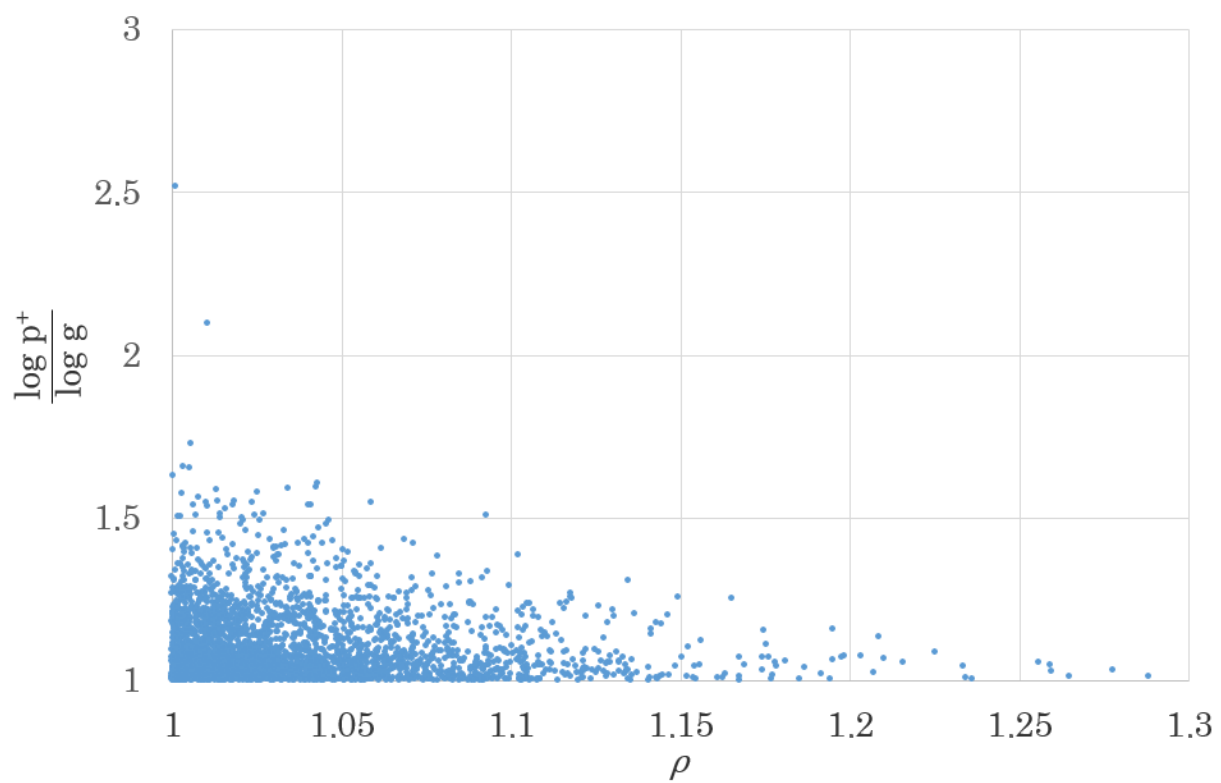


FIGURE 5. The ratio  $\log p^+ / \log g$  vs.  $\rho$  for all known exceptional gaps.

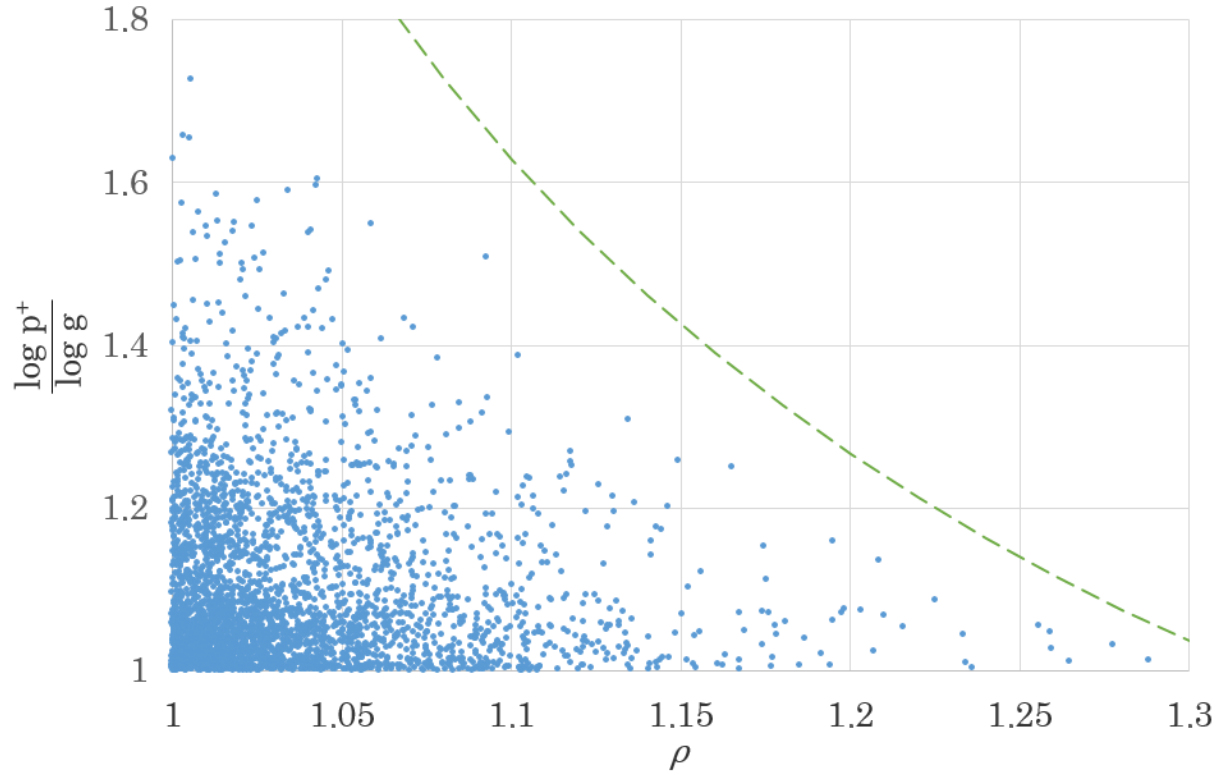


FIGURE 6. The correlation becomes more apparent when zooming in and concentrating on  $\log p^+/\log g < 1.8$ . The data is the same as in fig. 5, only without the extreme examples at  $q = 152$  and  $3796$  mentioned in sec. 5. The dashed green curve is a speculative bound; it would certainly be interesting to know whether arbitrarily many points come closer to or even exceed this bound or whether the picture remains in about the current state and further exceptional gaps tend to appear ever closer to  $(1, 1)$  in the bottom left corner.

One of the more compelling questions concerns the relation between  $p$  and  $q$  with respect to the magnitude of  $\rho$ . For small  $p^-$ , prime factors that contribute to the gap (as they are divisors of the composite numbers  $p^- + jq$  for  $0 < j < k$ ) may only just appear as the numbers within the gap get larger. In other words, the conditions for a number being prime at the start of a gap can be different than at the end of the gap, in the precise sense that  $\lfloor \sqrt{p^-} \rfloor < \lfloor \sqrt{p^+} \rfloor$ . The change of these conditions within the gap, which are more prominent when  $\log p^+ / \log g$  is a value closer to 1, is the main reason why it is possible to find gaps with  $\rho > 1$  in the first place (anyhow considering what is computationally feasible today). Empirically, for exceptionally large gaps with  $\rho > 1$ ,  $\log p^+ / \log g$  shows a distribution inversely proportional to  $\rho(p, q)$ , as to be seen in figures 5 and 6 as well as in table 5.

For  $q$  fixed, the larger  $p$  gets the more difficult it is to find gaps with  $\rho$  exceeding a certain fixed bound. Once an exceptional gap is found for a certain  $q$ , it is rare to find another exceptional gap for the same  $q$ , only three cases are known so far:

$$\begin{aligned} q = 28388, \quad p^- = 366870073 \quad \text{and} \quad p^+ = 5088100651; \\ q = 389104, \quad p^- = 461954737 \quad \text{and} \quad p^+ = 2176128499; \\ q = 1238684, \quad p^- = 87686639 \quad \text{and} \quad p^+ = 19190651717. \end{aligned}$$

All these gaps have  $\rho$  just barely above 1.

Even harder to find are exceptional gaps for which  $p$  is larger than the square of the gap—or, closer to the issue of potential prime factors,  $\lfloor \sqrt{p^-} \rfloor = \lfloor \sqrt{p^+} \rfloor$ —where  $\log p^+ / \log g > 2$ . Only one such example has been found so far:

$$q = 152, \quad k = 357, \quad p^- = 825353008489,$$

with  $\rho \approx 1.0010$ , depicted by the data point just above 2.5 on the left in figure 5. Another example that barely misses the condition  $\lfloor \sqrt{p^-} \rfloor = \lfloor \sqrt{p^+} \rfloor$ , yet  $p$  is larger than the square of the gap, is

$$q = 3796, \quad k = 411, \quad p^- = 9585778010467.$$

The aforementioned two examples correspond to the entries with value  $> 2$  in table 5.

Out of all 3954 exceptional gaps found to date, of which 2207 satisfy  $g > \varphi(q) \log^2 p^+$  by the conventional criterion, 254 have  $\rho > 1.1$ , and a mere 16 have  $\rho > 1.2$ . Statistically, there is a rough relation such that the number of gaps  $g_\delta$  with  $\rho > 1 + \delta$  is approximately<sup>5</sup>  $g_0 e^{-28\delta}$ , which in practice holds well for  $\delta < 0.17$ , but no more so for larger  $\delta$ . And for those gaps with a large  $\rho$ , the ratio  $\log p^+ / \log g$  is more likely to be very close to 1; see table 5.

---

<sup>5</sup>And here we also have a correlation between the constant in the exponent and the ratio  $\log p^+ / \log g$ : if said ratio is smaller than 1.1, the above relation is closer to  $g_0 e^{-27\delta}$ , whereas for  $\log p^+ / \log g > 1.1$ , we have  $g_\delta \approx g_0 e^{-31\delta}$ .

TABLE 5. Data suggesting that the largest  $\rho$  can be found when  $p$  is not too large compared to the gap size  $g$ . These results are partially influenced by the fact that smaller  $q$  have been searched for larger  $p$ , though the scope of this effect is somewhat unclear.

$\rho >$	$\max \frac{\log p^+}{\log g}$
1.28	1.012
1.25	1.055
1.20	1.135
1.15	1.250
1.10	1.387
1.05	1.548
1.01	2.096
1.00	2.517

The first line in table 5 corresponds to the currently largest known exceptional gap with  $\rho = 1.28829\dots$  for  $q = 2830474$ ,  $k = 260$ ,  $p = 209348411$ . Can  $\rho$  get any larger than that? We don't know. It might be that this is, by the measure in question, the largest gap there is for any choice of  $q$ . It is conceivable that  $\rho(p, q)$  might exceed 1.3 for some set of pairs  $(p, q)$ , yet all data collected so far indicates that it won't get much larger. A theoretical approach that might shed some light on this problem would be greatly welcomed.

The values of  $q$  searched to various levels of  $p$ , as of January 2022, are shown in 6.

TABLE 6. Search bounds. Only even  $q$  are examined.

$q \leq$	$p \leq$
2690	$3.4 \cdot 10^{13}$
4566	$2.7 \cdot 10^{13}$
$10^5$	$2.7 \cdot 10^{11}$
$2 \cdot 10^5$	$1.7 \cdot 10^{11}$
$5 \cdot 10^5$	$9.4 \cdot 10^{10}$
$10^6$	$3.4 \cdot 10^{10}$
$2 \cdot 10^6$	$2.6 \cdot 10^{10}$
$8 \cdot 10^6$	$4 \cdot 10^9$

## 6. MISSING: A PRIME

By assuming  $\rho$  is large when  $p$  is small (a simplification!), we might ask for the least  $p$ , or rather, “extremely large least  $p$ ” for given  $q$  by searching for the first prime  $p = kq + r$  in an AP for each residue class  $r$  coprime to  $q$ . Li, Pratt, and Shakan [15] recently studied these primes for  $q \leq 10^6$ . We doubled down on these efforts and went up to  $q = 8 \cdot 10^6$  for even  $q$ , and found especially large first primes listed in table 7. Note that a (semi-)conventional measure  $p/(\varphi(q) \log^2 p)$  — also referred to as “CM” in table 7— is employed here, while Li, Pratt, and Shakan use  $p/(\varphi(q) \log \varphi(q) \log q)$  in their work. The latter expression gives different results for odd  $q$  when the same gap is achieved with  $2q$  while the former doesn’t.

As against the prime gaps (whether in AP or not), a lower bounding prime  $p^-$  is missing here. We may again “cheat” on  $\rho$  by including in the measure those  $jq + r$  for  $j < 0$  such that  $|jq + r|$  is composite as well, that’s why we set  $j$  to be non-negative by definition. Also, we have a bit of an issue here regarding  $\rho$  when  $r = 1$  since  $G(x)$  has a simple pole at this point because of the  $-1/\log x$  term. But since it is highly likely that there are no instances where  $p/(\varphi(q) \log^2 p) > 1$  and  $r = 1$  for  $q > 2$ , we may dismiss this fact for the time being.

So we see that  $\rho$  is certainly not necessarily largest when  $p$ , i.e. technically  $p^+$ , is as small as possible (after all, we only look for the very first gap for each  $r$ , instead of all the other gaps with larger  $p^-$ ), an insight which also hints to a possible bound on  $\rho$ .

TABLE 7. Data for least primes  $p$  in AP which are largest for given  $q$ . Only the first exceptionally large gap and subsequent champion ratios are shown, including examples with the conventional measure  $\text{CM} = p/(\varphi(q) \log^2 p) > 1$ .

$p$	$q$	$r$	$k$	$\rho$	$p/(\varphi(q) \log^2 p)$	<i>Remark</i>
3	2	1	1	—	2.4856	skewed CM
642973	10948	7989	58	1.0037	0.8511	1st instance $\rho > 1$
2183963	23636	9451	92	1.0769	0.9185	new record $\rho$ and CM for $q > 6$
15714509	183336	130949	85	1.0696	0.9367	new record CM
27361751	199432	39567	137	1.0881	0.9491	new record $\rho$ and CM
136749709	783968	339277	174	1.1204	0.9941	new record $\rho$ and CM
121770989	1084632	292205	112	1.1285	0.9958	new record $\rho$ and CM
281309257	2732760	2567737	102	1.1368	1.0200	new record $\rho$ / 1st instance of CM $> 1$ for $q > 2$
673415261	4871052	1210085	138	1.1305	1.0094	2nd of 4 known CM $> 1$ for $q > 2$
1134128197	5497388	1666269	206	1.1624	1.0437	new record $\rho$ and CM
1638279983	7197572	4431139	227	1.1207	1.0113	4th of 4 known CM $> 1$ for $q > 2$

## 7. EPILOGUE: DATA VS. PROOF

Although we still seem to be far from proving it, the data corroborates that the gaps between primes below  $x$  are bounded by a constant times  $\log^2 x$ . Until number theorists are able to find a search strategy dramatically different from current methods and algorithms, it appears we cannot tell for sure whether or not there are gaps between consecutive primes exceeding  $\log^2 p$ , or more generally, whether or not there are infinitely many gaps between primes in an arithmetic progression exceeding  $\varphi(q) \log^2 p$  for a given  $q$ .

## 8. ACKNOWLEDGEMENTS

Many thanks to Alexei Kourbatov for the initial inspiration and a lot of helpful exchange. The author would also like to thank Andrew Granville for comments on a draft of the paper, and Bobby Jacobs from [Mersenneforum.org](http://Mersenneforum.org) for moral support.

## REFERENCES

- [1] W. Banks, K. Ford, and T. Tao. Large prime gaps and probabilistic models, arXiv:1908.08613, 2019. <http://arxiv.org/abs/1908.08613>
- [2] J. H. Cadwell. Large intervals between consecutive primes. *Math. Comp.* **25** (1971), 909–913.
- [3] H. Cramér. On the order of magnitude of the difference between consecutive prime numbers. *Acta Arith.* **2** (1936), 23–46.
- [4] T. J. Engelsma, *k-tuple—permissible patterns* (2009) <http://www.opertech.com/primes/k-tuples.html>
- [5] J. W. L. Glaisher. On long successions of composite numbers. *Messenger of Mathematics* **7** (1877), 102–106, 171–176.
- [6] J. P. Gram. Undersøgelser angaaende Maengden af Primittal under en given Graense. *Kjöbenhavn. Skrift.* **6** II (1884), 185–308. <https://zbmath.org/?q=an:16.0146.03>
- [7] A. Granville. Harald Cramér and the distribution of prime numbers. *Scand. Actuar. J.* **1** (1995), 12–28.
- [8] A. Granville and A. Lumley. Primes in short intervals: heuristics and calculations. *Exper. Math.* **30** (2021). <http://arxiv.org/abs/2009.05000>
- [9] A. Granville and G. Martin. Prime number races. *Amer. Math. Monthly* **113** (2006), 1–33. <http://arxiv.org/abs/math/0408319>
- [10] G. H. Hardy and J. E. Littlewood. Some Problems of ‘Partitio Numerorum.’ III. On the Expression of a Number as a Sum of Primes. *Acta Math.* **44** (1923), 1–70.
- [11] D.R. Johnston. On the average value of  $\pi(t) - \text{li}(t)$ , arXiv: 2201.06184, 2022. <http://arxiv.org/abs/2201.06184>
- [12] A. Kourbatov. Conjecture 77: Gaps between primes of the form  $p = qn + r$ , *PrimePuzzles.net* (2017). [https://www.primepuzzles.net/conjectures/conj\\_077.htm](https://www.primepuzzles.net/conjectures/conj_077.htm)
- [13] A. Kourbatov and M. Wolf. Predicting maximal gaps in sets of primes. *Mathematics*, **7** (2019), 400. <http://arxiv.org/abs/1901.03785>
- [14] A. Kourbatov and M. Wolf. On the first occurrences of gaps between primes in a residue class. *J. Integer Seq.* **23** (2020), Article 20.9.3. <http://arxiv.org/abs/2002.02115>
- [15] J. Li, K. Pratt, and G. Shakan. A lower bound for the least prime in an arithmetic progression. *Q. J. Math.* **68** (2017), 729–758. <http://arxiv.org/abs/1607.02543>.

- [16] C. Loizides, New maximal prime gaps, *Mersenneforum.org* (2021) <https://www.mersenneforum.org/showthread.php?t=26924>
- [17] T. R. Nicely. First occurrence prime gaps, preprint, 2018. Available at <https://faculty.lynchburg.edu/~nicely/gaps/gaplist.html>.
- [18] B. Nyman and T. R. Nicely. New prime gaps between  $10^{15}$  and  $5 \times 10^{16}$ . *J. Integer Seq.* **6** (2003), 03.3.1.
- [19] T. Oliveira e Silva, S. Herzog, and S. Pardi. Empirical verification of the even Goldbach conjecture and computation of prime gaps up to  $4 \times 10^{18}$ . *Math. Comp.* **83** (2014), 2033–2060.
- [20] J. Pintz. Cramér vs Cramér: On Cramér’s probabilistic model for primes. *Functiones et Approximatio*, **37** (2) (2007), 361–376. <https://doi.org/10.7169/facm/1229619660>.
- [21] D. Shanks. On maximal gaps between successive primes. *Math. Comp.* **18** (1964), 646–651.

**About the author:** Martin Raab works in computational number theory as a hobby. He performed various computations regarding prime numbers, some of which are found in the On-Line Encyclopedia of Integer Sequences (<http://www.oeis.org/>). Most notably, he computed the largest known prime gap of size 6582144, with identified 216841-digit probable primes at both ends (2017). Martin lives in 63840 Hausen, Germany. He can be reached at [kilroy14159265@gmail.com](mailto:kilroy14159265@gmail.com).