

EXTINCTION OF POPULATIONS AND A TEAM OF LYAPUNOV FUNCTIONS

Naghmeh Akhavan¹, James A. Yorke²

¹ Department of Mathematics and Statistics, University of Maryland, Baltimore County, MD

² Departments of Mathematics and Physics, Institute for Physical Science and Technology, University of Maryland, College Park, MD

ABSTRACT. We investigate the d -dimensional model,

$$x'_i = \frac{d}{dt}x_i = x_i(c_i + \sum_{j=1}^{d'} s_{ij}z_j), \quad \text{where } i = 1, \dots, d.$$

where each $z_j(t)$ is a time fluctuating resource. This “nonautonomous” model is a generalization of an autonomous Lotka-Volterra d -dimensional model. It is nonautonomous in the sense that it is not specified how the $z_j(t)$ are determined. Write S^T for the transpose of $S = (s_{ij})$. When the rank of S^T is equal to $d - k$ for $k > 0$, we show that at least k species will die out and will do so exponentially fast. For the proof, we invent a family of Lyapunov functions, a “team” of Lyapunov functions that work together to show that k species must die, where k is the dimension of the kernel of S . Each Lyapunov function provides constraints as to which species must die out and together they provide a picture of which are likely to die out. We present a “trophic” condition for that Lotka-Volterra systems that guarantees that there is a trapping region that is globally attracting.

1. INTRODUCTION

There is an old principle or rule of thumb for ordinary differential equations models of an ecosystem, that if a number b of species depends on b' resources where when $b > b'$, there is almost always no steady state. This assertion is not precise.

Our (non-autonomous) main model. Let $\mathcal{P} := \{(x_1, \dots, x_d) : x_i > 0\}$. Let $X = (x_1, \dots, x_d) \in \mathcal{P}$, $C = (c_1, \dots, c_d) \in \mathbb{R}^d$, and $Z = (z_1, \dots, z_{d'}) \in \mathbb{R}^{d'}$, and let S_Z or $S = (s_{ij})$ be a $d \times d'$ matrix where d, d' are positive integers. Our “ \mathbf{Z} ” system is

$$(1.1) \quad \frac{x'_i}{x_i}(t) = c_i + \sum_{j=1}^{d'} s_{ij}z_j(t), \quad \text{where } i = 1, \dots, d, \text{ and } x'_i = \frac{d}{dt}x_i$$

where $z_j(t)$ is a continuous function for each j . There is no restriction as to which of the integers d or d' is larger, but we are interested in the case where the kernel of the transpose of S is nontrivial, so in our examples $d > d'$ and the dimension k of the kernel of the transpose S^T is at least $d - d'$. Suppose we had what appears to be

¹nakhava1@umbc.edu

²yorke@umd.edu

more general, replacing $z_j(t)$ with a function $\hat{z}_j(X(t), t)$. We write $\hat{Z} = (\hat{z}_1, \dots, \hat{z}_{d'})$. Our result describes the properties of a “bounded” solution $X(t)$, bounded for all $t \geq 0$. Given that solution, we can write $Z(t) = \hat{Z}(X(t), t)$, and we can apply our theorems about system (1.1) to $X(t)$ and learn about which coordinates must die out. We say coordinate i or x_i **dies out** when there is a sequence $t_n \rightarrow \infty$ for which $x_i(t_n) \rightarrow 0$ as $n \rightarrow \infty$. Of course that does not imply $x_i(t) \rightarrow 0$ as $t \rightarrow \infty$.

System (1.1) is non-autonomous. The system does not specify how the $z_j(t)$ are determined. When we conclude that at least k of the coordinates i must die out, that conclusion is independent of the $z_j(t)$, though the $z_j(t)$ values may affect *which* i die out.

More generally \hat{Z} can depend on a larger ecosystem with additional species not represented in X and on fluctuating environmental factors such as temperature or rain and Z can depend upon X with time delays.

Let $k > 0$ be the dimension of the kernel of S^T , the transpose of S . Assume there is solution $X(t) = (x_1, \dots, x_d)(t)$ where all $x_i(t)$ are bounded for $t \geq 0$. We address the following questions:

- (1) Must some x_i die out?
- (2) What is the minimum number of x_i that must die out? (The answer is k for almost every choice of C .)
- (3) Must they die out exponentially fast? (Answer: Yes!)
- (4) Can we tell which species must die out? (The answer is complicated, sometime yes, sometimes no.)

A special case of Eq. (1.1) is the following Lotka-Volterra population model “LV” that occurs in many fields of science and engineering (Gause [1932], Grover et al. [1997]),

$$(1.2) \quad \frac{x'_i}{x_i} = c_i + \sum_{j=1}^d s_{ij}x_j, \quad \text{where } i = 1, \dots, d,$$

where $C = (c_1, \dots, c_d)$ and S_{LV} or $S = (s_{ij})$ are constants. That it is a special case can be seen by substituting variables z_j for x_j on the right-hand side of Eq. (1.1). Then if $X(t)$ is a solution of Eq. (1.2) and we set $z_j(t) = x_j(t)$ for all j , $X(t)$ will be a solution of Eq. (1.1), now with $d' = d$.

Model Z , Eq. (1.1), allows us to focus on particular coordinates of the dynamics that are primarily responsible for some coordinates dying out, so its matrix S_Z is a submatrix of S_{LV} in the more limited model LV model, Eq. (1.2).

This paper is motivated by connecting the ideas of two papers, from Jahedi et al. [2020], which applies null vectors in their generalized competitive exclusion principle. It is also motivated by Akhavan and Yorke [2020] in which a Lyapunov function of the form $V = \frac{x_1}{x_2}$ was used to show one species must die out in a population model. McGehee and Armstrong [1977] and Armstrong and McGehee [1980] investigate certain Lotka-Volterra systems Eq. (1.1) and more general autonomous systems for which they show, the answer to question (1) is yes. They show that the limit set of a trajectory $X(t)$ as $t \rightarrow \infty$ cannot contain any points $X_0 \in \mathcal{P}$. (all coordinates strictly positive), if the $d \times d$ matrix S has determinant 0.

If we add to the results of McGehee and Armstrong [1977], the assumption that there is a bounded trajectory, then their results imply that at least one species dies out — in the sense that $\min_i x_i(t) \rightarrow 0$ as $t \rightarrow \infty$. As time passes, at each time

t , for at least one coordinate i , $x_i(t)$ is small, but which species is small may vary from time to time. None the less, one can argue that in practice eventually at least one species density is so small that it cannot recover and it dies out. Props. 1 and 18, which have a similar spirit, and are included here in part to relate our results to theirs. They conclude only that (at least) one species dies out and provide no information about the speed of the die-off.

Usually a Lyapunov function $V(X)$ is used to establish stability of a steady state, but that is not our approach. To give the reader the spirit of our methods in attacking the above questions, we present the following result. Notice that this result makes no assumptions about what values V assumes.

Defining \dot{V} for a Lyapunov function V . Let U be an open set in \mathbb{R}^d . Assume $F : U \rightarrow \mathbb{R}^d$ is C^1 . For the differential equation

$$(1.3) \quad \frac{dX}{dt} = F(X),$$

define

$$(1.4) \quad \dot{V}(X) = \nabla V(X) \cdot F(X) \text{ so that } \frac{d}{dt} V(X(t)) = \dot{V}(X(t)).$$

Hence $\dot{V}(X)$ tells how fast $V(X(t))$ is changing when the trajectory is passing through a point X .

Proposition 1. *Assume there exists a C^1 differential equation (1.3) where F is defined on an open set U and F is C^1 . Assume*

- (i) *there is a trajectory $X(t) = (x_1, \dots, x_d)(t) \in U$ for all $t \geq 0$, and*
- (ii) *$V : U \rightarrow \mathbb{R}$ is differentiable and $\dot{V}(X) < 0$ for each $X \in U$.*

Then

- (iii) *$X(t)$ has no limit points in U as $t \rightarrow \infty$.*

- (iv) *If furthermore $U = \mathcal{P} = \{X : \text{for all } i, x_i > 0\}$ and the trajectory $X(t)$ is bounded (Def. 2), then*

$$(1.5) \quad \min_{1 \leq i \leq d} x_i(t) \rightarrow 0 \text{ as } t \rightarrow \infty$$

The result does not require U to be invariant or positively invariant since it only makes statements about trajectories that stay in U for all future time, if there are any. Conclusion (iii) is true since \dot{V} would be 0 at any such limit point, which contradicts (ii); and (iv) follows from (iii). See similar methods in Barbashin-Krasovskii-LaSalle (See [Alligood et al., 1996, p. 309]).

We construct a Lyapunov function (Definition 5) from any null vector ν of S^T , i.e., $\nu S = 0$. We define the ν -Lyapunov function on $\mathcal{P} := \{(x_1, \dots, x_d) : x_i > 0\}$ as an inner product,

$$(1.6) \quad V(X) := \nu \cdot (\ln x_1, \dots, \ln x_d) \text{ on } \mathcal{P}.$$

It has the property that $\dot{V}(X)$ is constant for either of Eqns. (1.1) or (1.2).

Now suppose – as is usually true in our results – that the above V depends on only some of the d coordinates of X , such as might be the case if

$$(1.7) \quad V(X) := 2 \ln x_1 - 5 \ln x_2 + \ln x_3 \text{ on } \mathcal{P},$$

(which appears in Example 2) and assume (as will be the case in this paper) that

$$\dot{V}(X) = \text{constant} \neq 0 \text{ on } \mathcal{P}.$$

Assume $X(t)$ is a bounded solution of Eq. (1.1). If the above constant is negative, then $V(X(t)) \rightarrow -\infty$ as $t \rightarrow \infty$, and

$$\min\{x_1(t), x_3(t)\} \rightarrow 0 \text{ as } t \rightarrow \infty.$$

If that constant is positive, then $V(X(t)) \rightarrow +\infty$ as $t \rightarrow \infty$, and

$$x_2(t) \rightarrow 0 \text{ as } t \rightarrow \infty.$$

In this paper our examples can have a variety of such functions V that depend on different selections of x_i . We call the collection of these a “team of Lyapunov functions”. While each V guarantees some coordinate(s) x_i are going to 0 in some sense, the team will allow us to conclude that several are going to 0 in some sense, simultaneously. Our emphasis is on detecting how many are going to 0.

We use the term “Lyapunov function” loosely for a real-valued function $V(X)$ for which $V(X(t))$ is monotonically decreasing in some specified regions. Usually, Lyapunov functions are used to demonstrate the stability of a steady-state. Instead, we employ a novel type of Lyapunov function. We have two main results.

Our “die-out” result. Assume the matrix S has rank $d - k$ where $k > 0$. The kernel of S^T , *i.e.*, S transpose, has dimension k . Then for almost every C , there is no constant Z for which there is steady-state solution X of Eq. (1.1). Our main result is that if the kernel of S^T is k dimensional, and there is a bounded solution for $t \geq 0$, then at least k species must die out simultaneously and must do so exponentially fast (Theorem 1). Our proof reveals that there is a set of Lyapunov functions that together guarantee k species will die out.

Let’s make that precise. For a given bounded trajectory $X(t)$, let

$$(1.8) \quad m_k(t) = k^{th} \text{ smallest } x_i(t)$$

In particular, there are k choices of coordinate i for which $m_k(t) \geq x_i(t)$. We conclude that $m_k(t) \rightarrow 0$ exponentially fast. Compare that with the much weaker Statement (1.5).

For the 4-dimensional Lotka-Volterra model in Fig. 2, $k = 2$ and there are three nonzero Lyapunov functions.

Suppose Figs. 1 and 4 represent Lotka-Volterra systems for which all species are bounded for $t \geq 0$. Then for Fig. 1, at least two species must die out exponentially fast, and on Fig. 4, three species must die out exponentially fast. In both cases, the species dying out are from those colored blue in the figures. As in Fig. 4, it is sometimes useful to look at more than k Lyapunov functions. In example 4, we examine 28 Lyapunov functions to show 3 species must die out.

Section 3 provides several examples.

Our “trapping region” result. In Section 4, we use a different kind of Lyapunov function to prove Theorem 2.

In contrast with die-out Lyapunov functions, our second application of the Lyapunov functions is to establish that for what we call “trophic” Lotka-Volterra systems, there is a globally attracting trapping region. Lorenz [1963] created such a Lyapunov function to show his famous differential equations system has a globally attracting region. It says that if a Lotka-Volterra system satisfies our “trophic” condition, Def. 14, then there is a bounded globally attracting region, a region that solutions cannot leave, and all solutions are bounded.

We create a function V of the form $V(X) = \sum \varepsilon^i x_j$ for some $\varepsilon > 0$ such that (i) there is constant λ for which $\dot{V}(X(t)) < 0$ whenever $V(X(t)) \geq \lambda$, and (ii)

$V(X) \rightarrow \infty$ as $|X| \rightarrow \infty$. Then the set of X for which $V(X) \leq \lambda$ is a bounded trapping region.

The Discussion section, Sec. 5, provides additional insights into the themes of the paper.

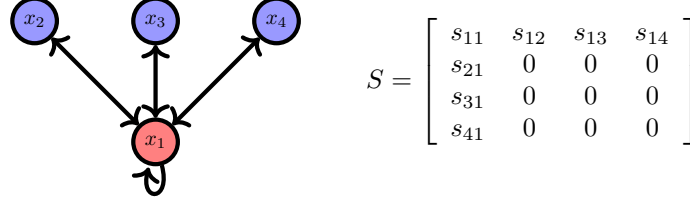


FIGURE 1. **Three predators and one prey.** See Example 1.

In our figures, each node represents the population density of a species. The existence of an edge from node j to node i means species j directly influences species i , i.e., $s_{ij} \neq 0$. Some species i here may have “self-influence” meaning $s_{ii} \neq 0$, indicated by an edge going from its node back to its node. An edge between two nodes with an arrow at each end means each of the two directly influences the other. The graph implies S has the form shown.

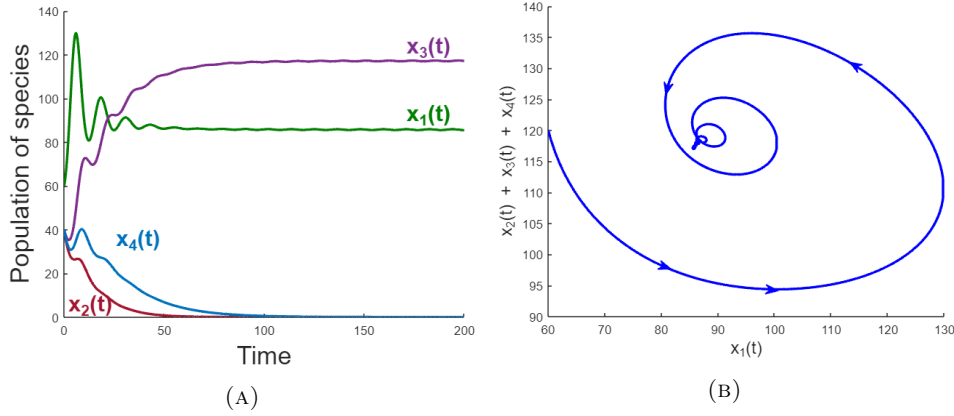


FIGURE 2. Populations of three predators and one prey are plotted. See Example 1. Parameters are given in table (1). In this case, only one predator and the prey survive and tend to the steady state. Two predators die out. In this case, which survives can sometimes be determined from the null vectors of S^T , as we shall show.

2. DIE-OUT THEOREM

Definition 2. We say $X(t)$ is a **bounded solution** of (1.1) (with bound β where $x_i(t) \leq \beta$ for all $i \in \{1, \dots, d\}$ and $t \geq 0$) if $X(t) \in \mathcal{P}$ is defined for all $t \geq 0$ and (1.1) is satisfied for some $Z(t)$ for all $t \geq 0$.

Throughout the discussion we will refer to the following hypotheses.

(H_k) : The dimension of the kernel of S^T is $k > 0$.

(H_X) : There is a bounded solution $X(t) \in \mathcal{P}$ of (1.1) with bound β , (see Def. 2).

(H_ν) : ν is null vector of S^T such that $\nu \cdot C < 0$.

If η is a null vector for which $\eta \cdot C \neq 0$, then either η or $-\eta$ has a dot product with C that is negative and satisfies (H_ν) .

Definition 3. We say $k > 0$ species die out exponentially fast if there exist $a^*, b^* \in \mathbb{R}$ where $b^* > 0$ such that for each t there are at least k choices of i for which

$$(2.1) \quad x_i(t) \leq e^{a^* - b^* t}.$$

Theorem 1 (k species die out). Assume (H_k) . The following holds for almost every C : if (H_X) is true, then k species die out exponentially fast.

Those i can vary with t , but we can get hints as to which x_i 's are small at some times t from study of the null vectors.

To clarify “almost every C ”, consider the trivial case in which the matrix S is identically zero. Then the differential equation is very simple: $x'_i = c_i x_i$ where $i = 1, \dots, d$. There is a bounded solutions only if every coordinate c_i of C is ≤ 0 , and for almost every such C , all c_i are < 0 . For almost every C , no coordinate of C is zero. Hence for almost every C , either there is no bounded solution (when some c_i is positive) or all solutions are bounded and all $x_i(t)$ go to zero as $t \rightarrow \infty$ (when $c_i < 0$ for all i). Hence we may summarize the trivial system's behavior by saying “for almost every C , if there is a bounded solution, the solution goes to 0”.

Die-out Lyapunov functions. Consider the differential equations (1.1) on \mathcal{P} . The system of equations (1.1) can be rewritten on \mathcal{P} as

$$(2.2) \quad \left(\frac{x'_1}{x_1}, \dots, \frac{x'_d}{x_d} \right)(t) = C + SZ,$$

where $Z = Z(X(t), t)$.

Definition 4. Let $\Lambda : \mathcal{P} \rightarrow \mathbb{R}$. In this paper, we will say Λ is a **die-out Lyapunov function** if $\dot{\Lambda}(X) = \text{constant} < 0$ on \mathcal{P} .

If there is a die-out Lyapunov function and $X(t)$ is bounded, then $\min_i x_i(t) \rightarrow 0$ as $t \rightarrow \infty$; each limit point of such a trajectory has at least one coordinate $= 0$, and such a limit point is not in \mathcal{P} .

Definition 5. A vector ν is a **null vector of the transpose matrix** S^T if $\nu S = 0$. We define the ν -Lyapunov function on \mathcal{P} ,

$$(2.3) \quad \Lambda_\nu(X) := \nu \cdot \ln X,$$

i.e., the inner product of $\nu = (\nu_1, \dots, \nu_d)$ with $\ln X := (\ln x_1, \dots, \ln x_d)$. When S has a null vector, this function will be applied in Sec. 4 to Eq. (2.2) and to special cases.

What is a “Fact”? The above theorem is a consequence of several key ideas that will guide the reader toward an overview of the proof. The only originality with these facts is in their formulation, not in finding their very short proofs. We call these mini propositions “Facts” so as not to glorify them with full proposition status. And we point out where they are needed.

Fact 6 ($\dot{\Lambda}_\nu$ is constant). *Assume (H_ν) . Then*

$$(2.4) \quad \dot{\Lambda}_\nu(X) = \nu \cdot C,$$

This fact is used in the proof of Lemma 8.

Proof. Notice that,

$$\nabla \Lambda_\nu(X) = \nabla \left(\sum_{i=1}^d \nu_i \ln x_i \right) = \left(\frac{\nu_1}{x_1}, \dots, \frac{\nu_d}{x_d} \right),$$

Since ν is a null vector of S^T , $\nu S = 0$ and

$$(2.5) \quad \nu \cdot (C + SZ) = \nu \cdot C.$$

Hence, from Eq. (2.2), $\dot{\Lambda}_\nu(X) = \sum_{i=1}^d \nu_i \frac{x'_i}{x_i} = \nu \cdot C$. \square

If $\nu \cdot C \neq 0$, then either Λ_ν or $\Lambda_{-\nu}$ is a die-out Lyapunov function. The competitive exclusion principle (CEP) says that two or more predators can not coexist if they are only limited by one prey species. The mathematical version says they can not coexist unless they are perfectly balanced in some sense, a situation that would only occur with probability zero. In the theorem below we assume “ $\nu \cdot C \neq 0$ ”, which is precisely the statement that they are not balanced.

Let ν be a null vector of S^T . For almost every C , $\nu \cdot C \neq 0$. Assume $\nu \cdot C \neq 0$. We can assume $\nu \cdot C < 0$ since if it was > 0 , we could replace ν with the null vector $-\nu$.

2.1. A key Lemma. The following Lemma will be useful in determining which coordinates must die out, and it is crucial for proving Theorem 1.

We need a preliminary fact to determine the exponential rate of decay for a specified ν . Define

$$(2.6) \quad \nu^+ := \sum_{j: \nu_j > 0} \nu_j.$$

Fact 7 (ν^+ Positivity). *Assume (H_X) and (H_ν) . Then $\nu^+ \neq 0$, (and it is positive).*

This fact is needed to obtain the formula (Eq. (2.8)) for a_ν and b_ν in the statement of Lemma 8.

Proof. This fact is equivalent to “ $\{j : \nu_j > 0\}$ is non empty” in Eq. (2.6). We need to show $\nu_i > 0$ for some i . The hypotheses imply that $\Lambda(X) \rightarrow \infty$ as $t \rightarrow \infty$ so there is an i and a sequence $t_n \rightarrow \infty$ such that $\nu_i \ln(x_i(t_n)) \rightarrow -\infty$ as $n \rightarrow \infty$. Since $\ln(x_i) \leq \ln(\beta)$, the only way for $\nu_i \ln(x_i(t_n)) \rightarrow -\infty$ to occur is for $\ln(x_i(t_n)) \rightarrow -\infty$ which implies $\nu_i > 0$. \square

The null vector $\frac{\nu}{\nu^+}$ will play an important role. Fact 7 guarantees we are not dividing by 0 in Eqs. (2.8) since $\nu^+ > 0$.

Lemma 8 (“die-out” Lyapunov Functions). *Assume (H_X) and (H_ν) . Then*

- (i) Λ_ν is a die-out Lyapunov function for system (1.1) on \mathcal{P} .
- (ii) There exist $a_\nu, b_\nu \in \mathbb{R}, b_\nu > 0$, such that

$$(2.7) \quad \min_{i: \nu_i > 0} x_i(t) \leq e^{a_\nu - b_\nu t} \text{ for all } t \geq 0.$$

where

$$(2.8) \quad a_\nu := -\ln \beta \sum_{i:\nu_i < 0} \frac{\nu_i}{\nu^+} + \sum_i \frac{\nu_i}{\nu^+} \ln x_i(0), \text{ and } b_\nu := \left| \frac{\nu}{\nu^+} \cdot C \right|.$$

Furthermore b_ν and a_ν depend only on $\frac{\nu}{\nu^+}$ and on C or $X(0)$ and β , respectively.

Proof of Lemma 8. From (H_ν) and Fact 6 and Eq. (2.4),

$$(2.9) \quad \dot{\Lambda}_\nu = \nu \cdot C < 0.$$

Hence, by definition, Λ_ν is a die-out Lyapunov function.

Let $X(t)$ be a solution that, as in the statement of the proposition, is bounded with bound β , i.e., there exists $\beta > 0$ such that $x_i(t) \leq \beta$ for each $1 \leq i \leq d$. From Eq. (2.9),

$$(2.10) \quad \Lambda_\nu(X(t)) - \Lambda_\nu(X(0)) = (\nu \cdot C)t$$

For each $t \geq 0$, let

$$m_\nu(t) := \min_{i:\nu_i > 0} x_i(t).$$

Then $m_\nu \leq x_i \leq \beta$ implies $\ln m_\nu \leq \ln x_i \leq \ln \beta$. Summing over i for which $\nu_i > 0$ and using (2.6),

$$\nu^+ \ln m_\nu \leq \sum_{i:\nu_i > 0} \nu_i \ln x_i,$$

For $\nu_i < 0$, $\nu_i \ln x_i \geq \nu_i \ln \beta$, so summing over i for which $\nu_i < 0$ yields

$$\ln \beta \sum_{i:\nu_i < 0} \nu_i \leq \sum_{i:\nu_i < 0} \nu_i \ln x_i;$$

therefore, adding “ $\nu_i > 0$ ” and “ $\nu_i < 0$ ” terms,

$$\begin{aligned} \nu^+ \ln m_\nu + \ln \beta \sum_{i:\nu_i < 0} \nu_i &\leq \sum_i \nu_i \ln x_i = \Lambda(X(t)) \\ &= \Lambda(X(0)) - |\nu \cdot C|t. \end{aligned}$$

Hence solving for $\ln m_\nu$ gives

$$\ln m_\nu(t) \leq a_\nu - b_\nu t,$$

where

$$a_\nu := \frac{-\ln \beta \sum_{i:\nu_i < 0} \nu_i + \sum_i \nu_i \ln x_i(0)}{\nu^+}, \text{ and } b_\nu := \frac{|\nu \cdot C|}{\nu^+}.$$

which is equivalent to Eqs. (2.8). Hence Eqs. (2.7) is satisfied.

Therefore we can write a_ν and b_ν as functions of a normalized ν such as $\frac{\nu}{\nu^+}$. Of course a_ν and b_ν are also depend upon $X(0)$, β , and C . \square

2.2. A team of Lyapunov functions. A “team” is a group working together toward a goal. We adapt the word for a group of Lyapunov functions working together.

The team \mathcal{T} of null vectors for S . For simplicity, we will always write null vectors ν of S^T as row vectors despite the fact that they are column vectors, since we often think of ν as a left null vector of S , and then it is a row vector.

Definition 9. For a null vector $\nu = (\nu_1, \dots, \nu_d)$, define the **support of ν** ,

$$\text{supp}(\nu) := \{i : \nu_i \neq 0\}.$$

We say a null vector $\nu \neq 0$ is a **minimal-support** vector if there is no null vector with strictly smaller support, i.e., there is no null vector η where $\text{supp}(\eta)$ is a proper subset of $\text{supp}(\nu)$.

Let \mathcal{T} denote the set of minimal-support null vectors of S^T . We call \mathcal{T} the **team** (of null vectors) of S^T .

Fact 10 (Almost every $C \in \mathbb{R}^d$). The set $\mathcal{T} \cup \{0\}$ consists of a finite number of lines that pass through the origin, one line for each distinct support set $\text{supp}(\nu)$ for $\nu \in \mathcal{T}$.

Hence, for almost every $C \in \mathbb{R}^d$, $\nu \cdot C \neq 0$ for all $\nu \in \mathcal{T}$.

This Fact is used at the beginning of the Proof of Theorem 1.

The simplest case is where the matrix S is 0, Example 2, so every vector is a null vector. For every vector C there is a null vector ν for which $\nu \cdot C = 0$. However \mathcal{T} is much smaller than the set of all null vectors. For the matrix $S = 0$, the minimal support null vectors have one coordinate that is non 0. Hence $\mathcal{T} \cup \{0\}$ consists of d coordinate axes, and $\{C \in \mathbb{R}^d : \nu \cdot C \neq 0 \text{ for all } \nu \in \mathcal{T}\}$ is the set of vectors C for which no coordinate is 0. Fact 10 is a generalization of this case.

Proof. First we show if two minimal-support vectors ν and η are linearly independent, then

$$\text{supp}(\nu) \neq \text{supp}(\eta);$$

If ν is a minimal-support vector, so is $\alpha\nu$ for each non-0 number α . Hence $\mathcal{T} \cup \{0\}$ is a finite set of lines through the origin.

If two linearly independent null vectors have the same support, σ , then, there are null vectors with strictly smaller supports. Taking linear combinations of the linearly independent null vectors, for each coordinate $j \in \sigma$ we can find one or more null vectors with strictly smaller support, one whose support does not include j .

If $\nu \cdot C = 0$, then C is in the subspace that is perpendicular to one of the lines in \mathcal{T} . Since there are finitely many lines, the set of such C is measure 0. \square

Of course 0 is a null vector but its support is $\{1, 2, \dots, d\}$. For each non-0 null vector ν , the Lyapunov functions Λ_ν tells us some x_i must die out where $i \in \text{supp}(\nu)$, (assuming $\nu \cdot C \neq 0$). Therefore the set or “team” of null vectors having the smallest or “minimal” support is most useful, and sometimes the team has many members.

It follows that for each non-0 null vector ν , there are minimal-support null vectors, the union of whose supports is $\text{supp}(\nu)$. Furthermore the original null vector ν is a linear combination of the minimal-support null vectors.

Definition 11. Let $k > 0$ be the dimension of the kernel of S^T , i.e., (H_k) is satisfied. We say a coordinate j is a “**kernel coordinate**” if there is some null

vector ν whose j^{th} coordinate value ν_j is non-zero. Let \mathcal{K} be the set of “kernel coordinates” i , coordinates for which $\nu_i > 0$ for some non-0 null vector ν of S^T .

Fact 12. Assume (H_k) . Let $j < k$. For each set $J \subset \{1, \dots, d\}$ of j coordinates, there is a non-0 null vector $\nu \in \mathcal{T}$ such that $J \cap \text{supp}(\nu)$ is empty.

This Fact is used in the Proof of Thm. 1 to show (P_j) implies (P_{j+1}) .

Proof. Given k linearly independent null vectors and any set J of $j < k$ coordinates, there is a non-0 linear combination ν of those null vectors for which $\nu_i = 0$ for each $i \in J$. \square

Lemma 8 says there are a_ν and b_ν that tell how fast $\min_{i:\nu_i>0} x_i(t)$ dies out. Now we show there are alternative a and b that work for all $\nu \in \mathcal{T}$, provided $\nu \cdot C < 0$. Because a_ν and b_ν are only defined when $\nu \cdot C < 0$, define

$$(2.11) \quad \mathcal{T}_C := \{\nu \in \mathcal{T} : \nu \cdot C < 0\},$$

$$(2.12) \quad a(\mathcal{T}) := \sup\{a_\nu : \nu \in \mathcal{T}_C\}, \text{ and}$$

$$(2.13) \quad b(\mathcal{T}) := \inf\{b_\nu : \nu \in \mathcal{T}_C\},$$

see Ineq. (2.7) in Lemma 8 for a_ν and b_ν .

Fact 13 (a, b that provide a lower bound escape rate for all $\nu \in \mathcal{T}$). Assume (H_k) and (H_X) . Assume $\nu \cdot C \neq 0$ for all $\nu \in \mathcal{T}$. Then $a(\mathcal{T}) < \infty$ and $b(\mathcal{T}) > 0$, and for $\nu \in \mathcal{T}_C$,

$$(2.14) \quad \min_{i:\nu_i>0} x_i(t) \leq e^{a(\mathcal{T})-b(\mathcal{T})t} \text{ for all } t \geq 0.$$

Notice that in addition to \mathcal{T} , $a(\mathcal{T})$ also depends on β and $X(0)$, and $b(\mathcal{T})$ depends upon C .

This Fact is used in the Proof of Theorem 1 to provide an exponential decay rate for $\nu \in \mathcal{T}$. The proof of Fact 13 shows that while there are infinitely many $\nu \in \mathcal{T}$, there are only finitely many values of a_ν and b_ν for $\nu \in \mathcal{T}$ (see Eqs. (2.12) and (2.13)).

Proof. Assume ν and η are minimal-support vectors in \mathcal{T}_C . Assume either $a_\nu \neq a_\eta$ or $b_\nu \neq b_\eta$. Then $\frac{\nu}{\nu_+} \neq \frac{\eta}{\eta_+}$ from Eqs. (2.8). Hence ν and η are linearly independent. Then $\text{supp}(\nu) \neq \text{supp}(\eta)$, since if they had the same support J , there would be a non-0 linear combination ψ of ν and η for which $\psi_i = 0$ for some $i \in J$. Hence neither ν and η would be minimal-support vectors. Since there are only finitely many subsets of $1, \dots, d$, there are only finitely many distinct values of a_ν and b_ν in Eqs. (2.12) and (2.13). Hence $a(\mathcal{T}) < \infty$ and $b(\mathcal{T}) > 0$ since each b_ν is > 0 for $\nu \in \mathcal{T}_C$.

Therefore for each $\nu \in \mathcal{T}_C$,

$$e^{a_\nu - b_\nu t} \leq e^{a(\mathcal{T}) - b(\mathcal{T})t} \text{ for all } t \geq 0.$$

Therefore, Ineq. (2.14) follows from Ineq. (2.7). \square

The proof of Theorem 1 uses Lemma 8, Facts 10, 12, and 13.

Proof of Theorem 1. Assume $k > 0$.

By Fact 10, almost every C satisfies $\nu \cdot C \neq 0$ for all (non-0) $\nu \in \mathcal{T}$. Choose such a C .

By Fact 13, there exists $a^* := a(\mathcal{T})$ and $b^* := b(\mathcal{T})$ (defined in Eqs. (2.12) and (2.13)) such that from Ineq. (2.14), for each $\nu \in \mathcal{T}$,

$$\min_{i: \nu_i > 0} x_i(t) \leq e^{a_\nu - b_\nu t} \leq e^{a^* - b^* t} \text{ for all } t \geq 0.$$

For $j \geq 1$ we define the following.

Property P_j : For each given t , there are j distinct coordinate numbers $S_j := \{i_1, \dots, i_j\}$ such that for each $i \in S_j$, $x_i(t) \leq e^{a^* - b^* t}$.

We will prove P_k holds by induction. Notice that P_1 is satisfied by Lemma 8. We claim that if $1 \leq j < k$, then P_j implies P_{j+1} . To see this, notice that by Fact 12, there is a null vector $\nu^{(j+1)} \in \mathcal{T}$ such that $\text{supp}(\nu^{(j+1)})$ contains none of the j coordinates in S_j . Writing $\nu = \nu^{(j+1)}$ and applying Lemma 8 to ν , choose $i_{j+1} \in \text{supp}(\nu)$ such that $\nu_{i_{j+1}} > 0$ and from Ineq. (2.7),

$$x_{i_{j+1}} = \min_{i: \nu_i > 0} x_i(t) \leq e^{a^* - b^* t}.$$

Let $S_{j+1} := \{i_1, \dots, i_{j+1}\}$. Hence P_{j+1} is satisfied, proving the claim.

By an induction that stops at P_k , the result is proved. \square

3. EXAMPLES

We use a family of Lyapunov functions of the form Eq. (1.6) to establish that k species die out exponentially fast (Def. 3).

Example 1 (A three-predator one-prey model where two species must die out). Figure 1 shows a graph of an ecosystem that motivated our investigations of Lyapunov functions. Figure 2 displays the behavior of the Lotka-Volterra model. Fig. 2 (A) illustrate that in unequal resource distribution, the less efficient predators can die out. Fig. 2 (B) shows the oscillation of the population.

We can model this system in two ways, either as a 4-dimensional Lotka-Volterra system Eq. (1.2) or as the three dimensional non-autonomous “ \mathbf{Z} ” system (1.1) where it is not specified how the $\mathbf{Z} = (z_1)$ is determined. In the Lotka-Volterra system we choose x_1 to be the prey density and x_2, x_3, x_4 the three predators. Die out occur however \mathbf{Z} is defined provided there is a bounded solution. In order to make the coordinates in the two approaches compatible, we write the \mathbf{Z} system as follows so that the subscripts of the two approaches are the same, so that the matrix below S_Z is a 3×1 submatrix of the 4×4 Lotka-Volterra matrix S_{LV} .

$$(3.1) \quad \left(\frac{x'_2}{x_2}, \frac{x'_3}{x_3}, \frac{x'_4}{x_4} \right)(t) = C + SZ(t); \quad \text{where } S_Z = \begin{bmatrix} s_{21} \\ s_{31} \\ s_{41} \end{bmatrix}.$$

The number of predators that can survive depends on the nonzero rows of null vectors of the matrix and on C . The kernel coordinates are 2, 3, and 4.

Let $k :=$ the dimension of the kernel of S (for almost every choice of S). For typical coefficient the matrix S_Z has a kernel of dimension $k = 2$ with the following

null vectors, any two of which are a basis for the kernel.

$$\begin{aligned}\nu^{(34)} &= \pm [0, s_{41}, -s_{31}], \\ \nu^{(24)} &= \pm [-s_{41}, 0, s_{21}], \\ \nu^{(23)} &= \pm [-s_{31}, s_{21}, 0].\end{aligned}$$

In our notation, the exponent (x, y, z) for a null vector $\nu^{(x,y,z)}$ of S is its support. For simplicity we write $\nu^{(xyz)}$, omitting the commas in the superscript. We use such notation only for null vectors with minimal support.

For almost every C , choose the sign of each ν above so that $\nu \cdot C < 0$ as required by Theorem 1.

Depending on the choice of C , the team of die-out Lyapunov functions is:

$$(3.2) \quad \Lambda_{\nu^{(34)}}(x_3, x_4)(t) = \pm(s_{41} \ln x_3(t) - s_{31} \ln x_4(t)),$$

$$(3.3) \quad \Lambda_{\nu^{(24)}}(x_2, x_4)(t) = \pm(-s_{41} \ln x_2(t) + s_{21} \ln x_4(t)),$$

$$(3.4) \quad \Lambda_{\nu^{(23)}}(x_2, x_3)(t) = \pm(-s_{31} \ln x_2(t) + s_{21} \ln x_3(t)).$$

Let $X(t)$ be a bounded trajectory. Then, depending on the sign of $C \cdot \nu$, the form of $\Lambda_{\nu^{(23)}}$ tells us x_2 or x_3 must die out, and $\Lambda_{\nu^{(24)}}$ tells us x_2 or x_4 must die out, and $\Lambda_{\nu^{(34)}}$ tells us that for any bounded solution, x_3 or x_4 must die out.

3.1. Who must die? Sometimes a team of Lyapunov functions determines who must die and sometimes it does not. We show a case below where whether it does or doesn't depends on the constant C . The simplest case of Eq. (1.1) is where (i) the null space is one dimensional, so there is essentially one Lyapunov function, and (ii) where $Z(t)$ is constant. In the next example, the Lyapunov function is Eq. (1.7).

Example 2 (The kernel is one dimensional and Z is constant). For a better understanding of which species die out, we discuss the following three-dimensional model

$$\begin{aligned}\frac{\dot{x}_1}{x_1} &= -1 + z_1 + 2z_2, \\ \frac{\dot{x}_2}{x_2} &= c_2 + z_1 + z_2, \\ \frac{\dot{x}_3}{x_3} &= -1 + 3z_1 + z_2,\end{aligned}$$

in which $Z = (z_1, z_2)$ is constant and $C = (-1, c_2, -1)$ has one free parameter, c_2 , which can be thought of as the per capita death rate of x_2 . We explore how the behavior depends on c_2 . If there is a bounded solution $X(t)$ in \mathcal{P} (with all coordinates positive), then we define three half planes.

$$(3.5) \quad \begin{aligned}\mathcal{H}_1 &:= \{(z_1, z_2) : -1 + z_1 + 2z_2 \leq 0\} \text{ where } \dot{x}_1 \leq 0, \\ \mathcal{H}_2 &:= \{(z_1, z_2) : c_2 + z_1 + z_2 \leq 0\} \text{ where } \dot{x}_2 \leq 0, \\ \mathcal{H}_3 &:= \{(z_1, z_2) : -1 + 3z_1 + z_2 \leq 0\} \text{ where } \dot{x}_3 \leq 0.\end{aligned}$$

Let $G \subset \mathcal{P}$ be the shaded set in Fig. 3 where the three planes and \mathcal{P} intersect. For there to be a bounded trajectory, Then Z must lie in G and quite possibly on the boundary of G . The boundary line of each of the above 3 half planes is shown,

and the shaded region shows the closed set G in \mathcal{P} where all three inequalities are satisfied. The dashed line is the boundary of half plane (\mathcal{H}_2) .

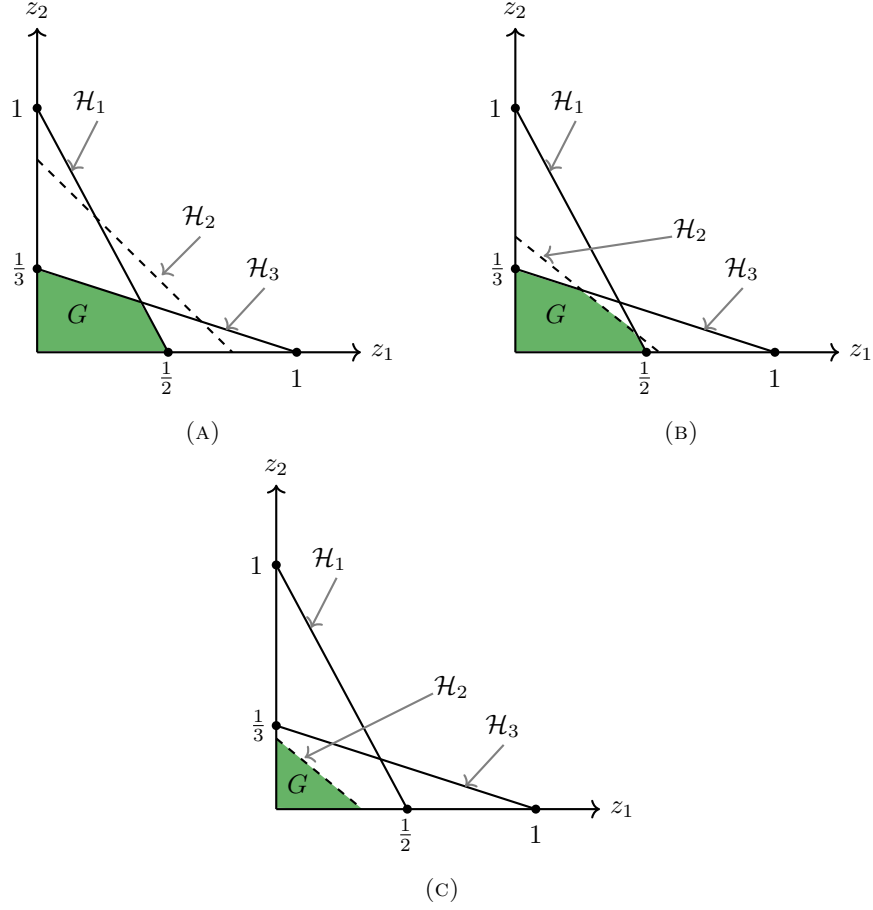


FIGURE 3. **Where all species die out, Example 2.** The shaded (green) area is the intersection of \mathcal{P} and the three half planes \mathcal{H}_1 , \mathcal{H}_2 , and \mathcal{H}_3 where the inequalities (3.5) are all satisfied. The arrow for each i points to the boundary of \mathcal{H}_i , where $\dot{x}_i = 0$. In the interior of G , the inequalities are all negative and all species die out. On the boundary of G , one species can survive; at each vertices of $G \in \mathcal{P}$, two species can survive. In the green region in panel (A), $c_2 < -\frac{3}{5}$ and the inequality in the definition of (\mathcal{H}_2) is always negative so $x_2 \rightarrow 0$ as $t \rightarrow \infty$, and there is one vertex where Z is on the boundary of two planes. There, x_1 and x_3 can both persist for that value of (z_1, z_2) . In panel (B), there are two vertices on the boundary of G . At one, x_1 and x_2 can persist while at the other x_2 and x_3 can persist. In (C), only species x_2 survives.

If $Z = (z_1, z_2)$ is outside G , all species must die out. When $Z \in \mathcal{P}$ is a vertex of G , two species can persist. Write $S = \begin{bmatrix} 1 & 2 \\ 1 & 1 \\ 3 & 1 \end{bmatrix}$. The kernel of S^T is one dimensional, and it contains the null vector $(2, -5, 1)^T$. Its coordinates are the coefficients of Eq. (1.7), and $C = (-1, c_2, -1)$.

The boundaries of \mathcal{H}_1 and \mathcal{H}_3 intersect at $(\frac{1}{5}, \frac{2}{5})$, which is in \mathcal{H}_2 if $c_2 \leq -\frac{3}{5}$. Notice $\nu \cdot C = 0$ is satisfied when the boundaries of the three half-planes intersect at one point.

Two cases, either $(2, -5, 1) \cdot C = -3 - 5c_2 < 0$ or > 0 . In Fig. 3, panel (A) is for the case where $(2, -5, 1) \cdot C < 0$ and the panel (B) is for $(2, -5, 1) \cdot C > 0$.

For panel (A), there is one vertex on the boundary of G in \mathcal{P} , and that corresponds to the vertex where both x_1 and x_3 survive while x_2 dies out.

For panel (B) there are two vertices, the only two possible values of Z for which two species persist. Both are on the boundary of \mathcal{H}_2 . In either case x_2 persists while either x_1 or x_3 dies out.

In panel (C), both x_1 and x_3 die out.

Example 3 (Five predators and two prey). We could consider the 7-dimensional LV model for five predators and two prey with the matrix. Assume $S_{LV} = (s_{ij})$ is the corresponding matrix.

$$(3.6) \quad S_{LV} = \begin{bmatrix} s_{11} & s_{12} & s_{13} & s_{14} & s_{15} & s_{16} & s_{17} \\ s_{21} & s_{22} & s_{23} & s_{24} & s_{25} & s_{26} & s_{27} \\ s_{31} & s_{32} & 0 & 0 & 0 & 0 & 0 \\ \vdots & \vdots & \vdots & \vdots & \vdots & \vdots & \vdots \\ s_{71} & s_{72} & 0 & 0 & 0 & 0 & 0 \end{bmatrix}.$$

However to show which species must die out (for a bounded trajectory), we need only consider the Z model whose matrix is

$$S_Z = \begin{bmatrix} s_{31} & s_{32} \\ \vdots & \vdots \\ s_{71} & s_{72} \end{bmatrix}.$$

This matrix has a 3-dimensional kernel for almost every choice of the non-0 entries. Theorem 1 asserts that at least three x_i must die out exponentially fast for almost every C . Since the kernel coordinates are 3, 4, 5, 6, 7, three of these must die out. These correspond to the predators in the biological interpretation. Four other species, #s 1 and 2, and two kernel coordinates can coexist for some choices of S and C .

Null vectors for Eq. (3.6) and the Die-out Lyapunov functions. For almost every choice of the non-zero coefficients of S , the kernel is three dimensional, and for those cases, the S_{LV}^T a null vectors have the form $(0, 0, *, *, *, *, *)$ for model LV where the $*$ indicates coefficient that can be non-0. For the Z model, the first two coordinates are omitted, so the S_Z^T null vectors have the reduced form $(*, *, *, *, *)$ in which the coordinate numbers are still $\{3, 4, 5, 6, 7\}$.

When a kernel is k -dimensional, we can choose any $k - 1$ kernel coordinates, and, taking a linear combination of kernel vectors, we can create a non-zero null vector whose entries for those $k - 1$ coordinates are 0, (Fact 12). It is possible that some

other entries would also be 0. Since here the kernel is three-dimensional, for any two kernel coordinates i and j , there is a non-0 null vector ν for which $\nu_i = 0$ and $\nu_j = 0$, leaving at most three non-zero coordinates.

Let the i^{th} , j^{th} and u^{th} coordinates be non-0 for $i, j, u \in \{3, 4, 5, 6, 7\}$. There are $\binom{5}{3} = 10$ such choices of null vectors that have 3 non-0 coordinates. We display three of these as samples:

$$\begin{aligned}\nu^{(367)} &= \pm[p_3, 0, 0, p_6, p_7], \\ \nu^{(467)} &= \pm[0, q_4, 0, q_6, q_7], \\ \nu^{(567)} &= \pm[0, 0, r_5, r_6, r_7],\end{aligned}$$

in which the sign \pm of ν is chosen so that $\nu \cdot C < 0$, a choice which is possible for almost every C , (Fact 10). Below we omit the \pm , leaving it to the reader. The coefficients are

$$\begin{aligned}p_3 &= s_{61}s_{72} - s_{62}s_{71}, & q_4 &= s_{61}s_{72} - s_{62}s_{71}, & r_5 &= s_{61}s_{72} - s_{62}s_{71}, \\ p_6 &= s_{32}s_{71} - s_{31}s_{72}, & \& \quad q_6 &= s_{42}s_{71} - s_{41}s_{72}, & \& \quad r_6 &= s_{52}s_{71} - s_{51}s_{72}, \\ p_7 &= s_{31}s_{62} - s_{32}s_{61}, & q_7 &= s_{62}s_{41} - s_{61}s_{42}, & r_7 &= s_{62}s_{51} - s_{61}s_{52}.\end{aligned}$$

These three yield the following are the die-out Lyapunov functions:

$$\begin{aligned}\Lambda_{\nu^{(367)}}(x_3, x_6, x_7) &= p_3 \ln x_3 + p_6 \ln x_6 + p_7 \ln x_7 \\ \Lambda_{\nu^{(467)}}(x_4, x_6, x_7) &= q_4 \ln x_4 + q_6 \ln x_6 + q_7 \ln x_7, \\ \Lambda_{\nu^{(567)}}(x_5, x_6, x_7) &= r_5 \ln x_5 + r_6 \ln x_6 + r_7 \ln x_7.\end{aligned}$$

for which we obtain

$$\begin{aligned}\dot{\Lambda}_{\nu^{(367)}} &= p_3 c_3 + p_6 c_6 + p_7 c_7, \\ \dot{\Lambda}_{\nu^{(467)}} &= q_4 c_4 + q_6 c_6 + q_7 c_7, \\ \dot{\Lambda}_{\nu^{(567)}} &= r_5 c_5 + r_6 c_6 + r_7 c_7,\end{aligned}$$

Some readers may prefer to write the Lyapunov functions in the form

$$e^{\Lambda_{\nu^{(367)}}} = x_3^{r_3} x_6^{r_6} x_7^{r_7}.$$

Example 4 (A 14-species ecosystem and its graph, Fig. 4). This example is closely related to Example 3 in that the S in both examples have a 3-dimensional kernel, so at least 3 species must die out.

Let $X = (x_1, \dots, x_8)$ represent the densities of the 8 blue nodes $\{4, 5, \dots, 11\}$; and $Z = (z_j)_{j=1}^5$ (so $d' = 5$) corresponding to the red nodes $\{1, 2, 3, 12, 13\}$. All of the edges from 8 blue nodes end at one of the 5 red nodes. Using the Z model to model the graph, we conclude that of the 8 kernel nodes shown in blue, at least 3 must die out. Note that some red nodes are in a trophic level higher than blue nodes while others are below.

For almost every choice of the matrix S_Z there are $\binom{8}{6} = 28$ ways of choosing a minimal-support null vector ν of S_Z^T so that it has only 6 non-zero coordinates. Hence, there are 28 Lyapunov functions, Λ_ν . For almost every C , at least three of the corresponding 8 species must die out. This is generally not enough information to indicate which three of the 8 must die out, but it gives a lot of hints.

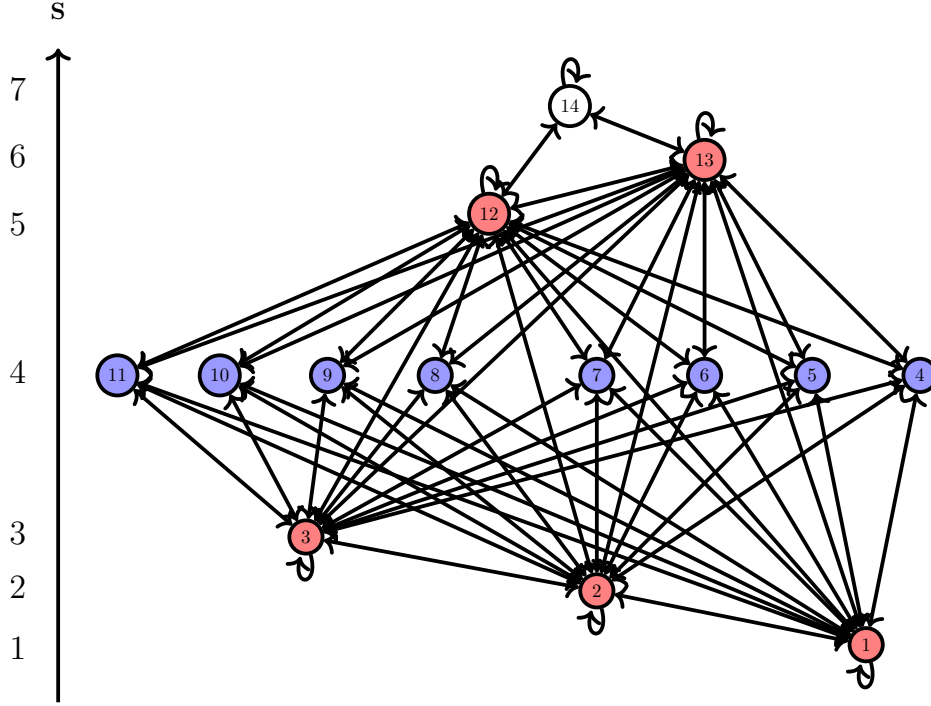


FIGURE 4. **A system with 14 species where three must die out.** There are 8 blue nodes that have connections only with the 5 nodes (colored red). The numbers on the left indicate the trophic levels. If the Lotka-Volterra system is chosen to be “trophic” (see Definition 14) all solutions are bounded by theorem 2. The position of the nodes on the vertical axis represents their trophic level. We assume higher trophic level species can sometimes survive at the expense of the lower ones. For almost every choice of coefficients in the corresponding Lotka-Volterra system, at least three of the blue-node species must die out simultaneously, exponentially fast.

4. A TRAPPING REGION FOR LOTKA-VOLTERRA MODELS

This paper uses two different kinds of Lyapunov functions. Theorem 1 uses Lyapunov functions Λ_ν defined on \mathcal{P} to show species die out. This section is about a different kind where V is defined on $\bar{\mathcal{P}} := \{(x_1, \dots, x_d) : x_i \geq 0\}$. We use it to show there is a globally attracting trapping region, Thm. 2 below, provided the Lotka-Volterra model satisfies our “trophic” condition below.

Here we modify Eq. (1.2) slightly so that solutions can have $x_i = 0$.

$$(4.1) \quad x'_i = x_i \left[c_i + \sum_{j=1}^d s_{ij} x_j \right], \quad \text{where } i = 1, \dots, d,$$

Definition 14. We say a system Eq. (4.1) (or the matrix S) is **trophic** if S and C satisfy the following hypothesis.

(H_{tro}) :

(T1) For all n if $c_n > 0$, then $s_{nn} < 0$.

(T2) For each pair n, m , if $s_{nm} > 0$, then $n > m$ and furthermore $s_{mn} < 0$.

(T2) says that if species n benefits from species m , then $n > m$ and species m must be hurt by species n . It also implies that $s_{mm} \leq 0$ for all m , so that species can be self-limiting, i.e., $s_{mm} < 0$.

If (T1) is false, then $c_n > 0$ and $s_{nn} \geq 0$ for some n . Hence, if $X(t)$ is a solution with $x_m(t) \equiv 0$ for all $m \neq n$, then $x_n(t) \rightarrow \infty$ as $t \rightarrow \infty$. Condition (T2) implies s_{nn} can not be positive since $s_{nm} > 0$ implies $m \neq n$.

Definition 15. We say Γ is a **globally attracting region** (for $\bar{\mathcal{P}}$) if every trajectory $X(t)$ in $\bar{\mathcal{P}}$ is eventually in Γ and if $X(t_0) \in \Gamma$, then $X(t) \in \Gamma$ for all $t \geq t_0$, [Meiss \[2007\]](#).

Theorem 2 (“Trophic” implies existence of a bounded globally attracting region). Assume (H_{tro}) . Then (1.2) has a bounded globally attracting region.

The proof follows from the following proposition and a lemma.

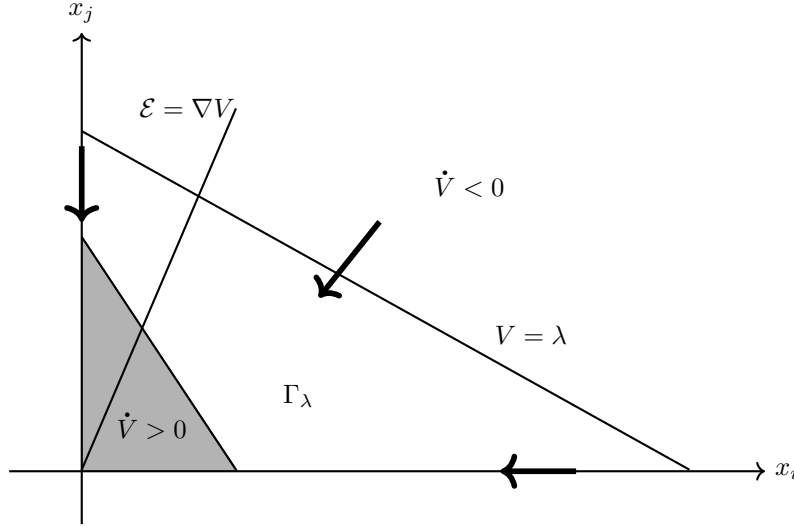


FIGURE 5. Assume λ sufficiently large that when $\dot{V}(X) \leq 0$, $V(X) < \lambda$. Then $\Gamma_\lambda = \{X : V(X) \leq \lambda\}$ is a globally attracting trapping region and no trajectories in it can leave it. Every trajectory in \mathcal{P} eventually enters it. If there is a fixed point X_0 in \mathcal{P} , then X_0 must be on the boundary of the shaded region.

Proposition 16 (A Lyapunov function V for trophic systems). Assume (H_{tro}) . Consider system (4.1). Let $\mathcal{E} := (\varepsilon, \varepsilon^2, \dots, \varepsilon^d)$. Let

$$V(X) := \sum_{n=1}^d \varepsilon^n x_n = \mathcal{E} \cdot X.$$

Then for some $\varepsilon > 0$ and $\lambda > 0$, $\dot{V}(X) < 0$ when $V(X) \geq \lambda$ (See Fig. 5). Define

$$\Gamma_\lambda := \{X \in \bar{\mathcal{P}} : V(X) \leq \lambda\}.$$

Then Γ_λ is a bounded globally attracting region for $\bar{\mathcal{P}}$.

The proof will show there exist constants $\alpha > 0$ and $\beta > 0$ such that

$$\dot{V}(X) \leq \alpha - \beta V(X).$$

For any initial point $x_0 \in \bar{\mathcal{P}}$ at $t = 0$, we can find an upper bound $v(t)$ for $V(X(t))$ for $t \geq 0$ by setting $v(0) = V(X(0))$ and $v' = \alpha - \beta v$. Hence $v(t) \rightarrow \frac{\alpha}{\beta}$ as $t \rightarrow \infty$, so $\limsup_{t \rightarrow \infty} V(X(t)) \leq \frac{\alpha}{\beta}$. That identifies the trapping region $V \leq \lambda$ where $\lambda > \frac{\alpha}{\beta}$.

Lemma 17. Assume $c \geq 0$ and $s < 0$. Then there exists an a , namely, $a = -\frac{(c+1)^2}{4s} > 0$, such that for all x , $cx + sx^2 \leq a - x$.

Proof. Assume $c \geq 0$ and $s < 0$. We need to show

$$cx + sx^2 + x + \frac{(c+1)^2}{4s} \leq 0,$$

which is true since the left-hand side is

$$\frac{1}{s} \left(sx + \frac{c+1}{2} \right)^2 \leq 0.$$

□

Proof of Prop. 16. If $s_{nm} > 0$, then by (T2), $n > m$. Hence we can choose $\varepsilon \in (0, 1)$ so that for all n for which $s_{nm} > 0$,

$$\varepsilon^{(n-m)} s_{nm} + s_{mn} \leq 0.$$

For x'_n in Eq. (4.1) and $\dot{V} = \sum_{n=1}^d \varepsilon^n x'_n$, let $\mathcal{M} = \{n : c_n \geq 0\}$. Then for $X \in \mathcal{P}$, we can write $\dot{V}(X) = W_1(X) + W_2(X) + W_3(X)$ where

$$\begin{aligned} W_1(X) &= \sum_{n \in \mathcal{M}} \varepsilon^n (c_n x_n + s_{nn} x_n^2), \\ W_2(X) &= \sum_{n \notin \mathcal{M}} \varepsilon^n (c_n x_n + s_{nn} x_n^2) \leq \sum_{n \notin \mathcal{M}} \varepsilon^n c_n x_n, \\ W_3(X) &= \sum_{n=1}^d \sum_{\substack{m=1 \\ m \neq n}}^d \varepsilon^n s_{nm} x_n x_m \leq \sum_{m=1}^{d-1} \sum_{n>m}^d [\varepsilon^{n-m} s_{nm} + s_{mn}] x_n x_m \leq 0. \end{aligned}$$

Hence $V(X) \leq W_1(X)$. In $W_1(X)$, since $n \in \mathcal{M}$, $c_n \geq 0$, so $s_{nn} < 0$. By Lemma 17, there exists $a_n > 0$ such that

$$c_n x_n + s_{nn} x_n^2 \leq a_n - x_n,$$

Then

$$W_1(X) \leq \sum_{n \in \mathcal{M}} \varepsilon^n (a_n - x_n).$$

Let

$$e_n = \begin{cases} \varepsilon^n & \text{if } n \in \mathcal{M}, \\ -\varepsilon^n c_n & \text{if } n \notin \mathcal{M}. \end{cases}$$

Let $A = \sum_{n \in \mathcal{M}} \varepsilon^n a_n$.

$$\begin{aligned} \dot{V}(X) &\leq \sum_{n \in \mathcal{M}} \varepsilon^n (a_n - x_n) + \sum_{n \notin \mathcal{M}} \varepsilon^n c_n x_n \\ &\leq \sum_{n \in \mathcal{M}} \varepsilon^n (a_n - x_n) - \sum_{n \notin \mathcal{M}} e_n x_n \\ &\leq \sum_{n \in \mathcal{M}} \varepsilon^n a_n - \sum_{n \in \mathcal{M}} \varepsilon^n x_n - \sum_{n \notin \mathcal{M}} e_n x_n \leq A - \sum_{n=1}^d e_n x_n. \end{aligned}$$

For some (small) B , $\sum_{n=1}^d e_n x_n \geq BV(X)$, so $\dot{V}(X) \leq A - BV(X)$. Choose λ_0 so that $A - B\lambda_0 = 0$. Let $\lambda > \lambda_0$. Then $\dot{V}(x) < 0$ when $V(x) \geq \lambda$, so

$$\Gamma_\lambda = \{X \in \bar{\mathcal{P}} : \mathcal{E} \cdot X \leq \lambda\}$$

is a bounded global trapping region for $\bar{\mathcal{P}}$. \square

Proof of Theorem 2. By Prop. 16, there exists a $\bar{\mathcal{P}}$ globally attracting trapping region Γ_λ , for some λ . No trajectory can leave the region Γ_λ . Hence, each trajectory is bounded. By LaSalle-Barbashin-Krasovskii method, if $\dot{V}(X(t)) < 0$ for all t , then $\dot{V} = 0$ at each limit point of X so $X(t) \rightarrow \Gamma$ since all limit points of $X(t)$ are in Γ , and if there exists $t_0 \geq 0$ for which $\dot{V}(X(t_0)) \geq 0$, then $X(t_0) \in \Gamma_\lambda$, and $X(t)$ remains there for $t \geq t_0$. \square

5. DISCUSSION

In this paper, we introduce a Lyapunov function V for showing that systems we call trophic must have a bounded globally attracting region (Theorem 2). What is the more novel here is the introduction of families of die-out Lyapunov functions, Λ_ν (Thm. 1). We believe this technique of finding multiple die-out Lyapunov functions will have applications far beyond ecology.

When trajectories have no limit points in \mathcal{P} . As in Prop. 1, assume F is C^1 in the differential equation (1.3), where F is defined on an open set $U \subset \mathbb{R}^d$. Let $X(t) = (x_1, \dots, x_d)(t) \in U$ be a trajectory and let $V : U \rightarrow \mathbb{R}$ be differentiable. Write $v(t) = V(X(t))$. Standard Lyapunov function theorems including Prop. 1 and the Barbashin-Krasovskii-LaSalle Theorem (See [Alligood et al., 1996, p. 309]) conclude that $v(t)$ is monotonically decreasing. They make assumptions on V that determine the behavior of $v(t)$. That is not the only approach.

Taking the \dot{V} definition Eq. (1.4) a step further, for a differential equation (1.3), define the second Lyapunov derivative

$$\ddot{V}(X) = \nabla \dot{V}(X) \cdot F(X) \text{ so that } \frac{d^2}{dt^2} V(X(t)) = \ddot{V}(X(t)).$$

Jacobi introduced this concept in 1840 for his “stability criterion” for the N -body problem (See [Wilson and Yorke, 1973, p.118]).

Other higher Lyapunov derivatives are defined analogously. Some papers such as Butz [1969] and Ahmadi and Parrilo [2011] consider the higher order derivatives $\dot{V}(X)$, $\ddot{V}(X)$, and $\dddot{V}(X)$ to establish globally asymptotic stability.

The theorem in Yorke [1970] uses the second derivative of $V(X)$, eliminating assumptions such as “ $V \geq 0$ ” and “ V is unbounded” and “ $\dot{V} \leq 0$ ” while still obtaining the same conclusion about trajectories as in Prop. 1.

The following striking result has conclusions modelled on Prop. 1. We include it to demonstrate how even apparently weak conditions can result in trajectories having no limit points in the interior of the domain of a differential equation.

Proposition 18 (Yorke [1970]). *Assume there exists a C^1 differential equation (1.3) where F is defined on a simply connected open set $U \subset \mathbb{R}^d$ and F is C^1 . Assume*

- (i) *there is a trajectory $X(t) = (x_1, \dots, x_d)(t) \in U$ for all $t \geq 0$, and*
- (ii) *$V : U \rightarrow \mathbb{R}$ is C^2 , and for each $X \in U$ either $\dot{V}(X) \neq 0$ or $\ddot{V}(X) \neq 0$.*

Then

- (iii) *$X(t)$ has no limit points in U as $t \rightarrow \infty$.*
- (iv) *If furthermore $U = \mathcal{P}$ and the trajectory is bounded, then $\min_{1 \leq i \leq d} x_i(t) \rightarrow 0$ as $t \rightarrow \infty$.*

This result generalizes Prop. 1 since its requirement that $\dot{V} < 0$ is a special case of condition (ii) here.

This proposition seems to be virtually devoid of assumptions about V that are useful in characterizing $v(t) = V(X(t))$ since $V(X(t))$ is allowed to have even an infinite number of local maxima and minima, as in the following toy example. There is even no assumption that U is invariant.

For a trivial example consider the one-dimensional equation $x' = f(x)$, assume the C^1 function $f : \mathbb{R} \rightarrow \mathbb{R}$ is never 0. Assume $X(t)$ is defined for all t . Then for $V(x) := \sin(x)$, conditions (i) and (ii) are satisfied since $\dot{V}(x) = \cos(x)f(x)$ and $\ddot{V}(x) = [-\sin(x)f(x) + \cos(x)f'(x)]f(x)$. When $\dot{V}(x) = 0$ we have $\ddot{V}(x) = -\sin(x)(f(x))^2 \neq 0$. Hence (ii) is satisfied. By (iii), we conclude $X(t)$ has no limit points *i.e.*, $X(t) \rightarrow \pm\infty$ as $t \rightarrow \infty$.

The proof is based on describing each component C of $\{X : \dot{V}(X) = 0\}$. It is shown that each such component \mathcal{Q} separates \mathcal{P} into two pieces, and each trajectory can pass through each \mathcal{Q} at most once. See Yorke [1970] for a proof. More generally, the domain of the differential equation is only required to be simply connected. Our conditions here are more general in some ways than those in Yorke [1970], but that proof there is easily adapted to our case.

TABLE 1. List of variables in four dimension Lotka Volterra model, Fig. (2), $i, j = 1, \dots, 4$.

Symbol	Variable Name	Initial Value
x_1	Species (1)	60
x_2, x_3, x_4	Species (2,3,4)	40
x_i	Species	
c_j	Net birth or death rate of species	
s_{ij}	Trophic coefficient	
Symbol	Parameter Name	Typical Value
c_1	Birth rate of prey	1.05
c_2	Death rate of the first predators	2.9×10^{-1}
c_3	Death rate of the first predators	3×10^{-1}
c_4	Death rate of the first predators	3.1×10^{-1}
s_{11}	Rate of self-limiting of prey	2×10^{-3}
s_{12}	First predator consumption	8×10^{-3}
s_{13}	Second predator consumption	7.5×10^{-3}
s_{14}	Third predator consumption	6×10^{-3}
s_{21}	Rate of change of first predator due to the presence of prey	2.3×10^{-3}
s_{31}	Rate of change of second predator due to the presence of prey	3.5×10^{-3}
s_{41}	Rate of change of third predator due to the presence of prey	3×10^{-3}

6. ACKNOWLEDGEMENTS

The authors are grateful to Yoshitaka Saiki, and Bradford E. Peercy whose comments improved the manuscript. The authors also acknowledge Timothy Sauer and Sana Jahedi for fruitful discussion. NA was supported by NSF-NIH (DMS-NIGMS) Grant No. 1953423.

REFERENCES

- A. A. Ahmadi and P. A. Parrilo. On higher order derivatives of lyapunov functions. In *Proceedings of the 2011 American Control Conference*, pages 1313–1314. IEEE, 2011.
- N. Akhavan and J. A. Yorke. Population collapse in elite-dominated societies: A differential equations model without differential equations. *SIAM Journal on Applied Dynamical Systems*, 19(3):1736–1757, 2020.
- K. T. Alligood, T. D. Sauer, and J. A. Yorke. *Chaos*. Springer, 1996.
- R. A. Armstrong and R. McGehee. Competitive exclusion. *The American Naturalist*, 115(2):151–170, 1980.
- A. Butz. Higher order derivatives of liapunov functions. *IEEE Transactions on automatic control*, 14(1):111–112, 1969.
- G. F. Gause. Experimental studies on the struggle for existence: I. mixed population of two species of yeast. *Journal of experimental biology*, 9(4):389–402, 1932.
- J. P. Grover, J. HUDZIAK, and J. D. Grover. *Resource competition*, volume 19. Springer Science & Business Media, 1997.

- S. Jahedi, T. Sauer, and J. A. Yorke. The equations of nature and the nature of equations. *arXiv preprint arXiv:2008.12140*, 2020.
- E. N. Lorenz. Deterministic nonperiodic flow. *Journal of atmospheric sciences*, 20(2):130–141, 1963.
- R. McGehee and R. A. Armstrong. Some mathematical problems concerning the ecological principle of competitive exclusion. *Journal of Differential Equations*, 23(1):30–52, 1977.
- J. D. Meiss. *Differential dynamical systems*, volume 14. Siam, 2007.
- F. W. Wilson and J. A. Yorke. Lyapunov functions and isolating blocks. *Journal of Differential Equations*, 13(1):106–123, 1973.
- J. A. Yorke. A theorem on liapunov functions using. *Theory of Computing Systems*, 4(1):40–45, 1970.