

DisARM: Displacement Aware Relation Module for 3D Detection

Yao Duan Chenyang Zhu Yuqing Lan Renjiao Yi Xinwang Liu Kai Xu*

National University of Defense Technology

Abstract

We introduce Displacement Aware Relation Module (DisARM), a novel neural network module for enhancing the performance of 3D object detection in point cloud scenes. The core idea of our method is that contextual information is critical to tell the difference when the instance geometry is incomplete or featureless. We find that relations between proposals provides a good representation to describe the context. However, adopting relations between all the object or patch proposals for detection is inefficient, and an imbalanced combination of local and global relations brings extra noise that could mislead the training. Rather than working with all relations, we found that training with relations only between the most representative ones, or anchors, can significantly boost the detection performance. A good anchor should be semantic-aware with no ambiguity and independent with other anchors as well. To find the anchors, we first perform a preliminary relation anchor module with an objectness-aware sampling approach and then devise a displacement based module for weighing the relation importance for a better utilization of contextual information. This light-weight relation module leads to significantly higher accuracy of object instance detection when being plugged into the state-of-the-art detectors. Evaluations on the public benchmarks of real-world scenes show that our method achieves the state-of-the-art performance on both SUN RGB-D and ScanNet V2.

1. Introduction

Detecting objects directly from the 3D point cloud is challenging yet imperative in many computer vision tasks, such as autonomous navigation, path planning for robotics, as well as some AR applications. The goal of 3D object detection is to localize all valid shapes and recognize their semantic label simultaneously, which puts forward high requirements for understanding the whole input scene.

With the rapid development of deep learning and the increasing scale of the online 3D dataset, data-driven methods such as CNN have been widely adopted for object detection.

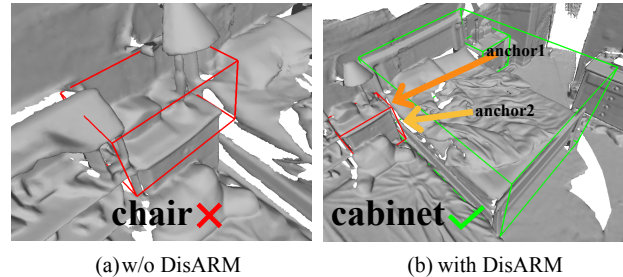


Figure 1. Illustration of the importance of displacement weighted context information for 3D object detection. (a) It is easy to mistake the cabinet as a chair when the point cloud is incomplete and featureless. (b) The network can recognize and locate the cabinet easily with the help of DisARM which provides the surrounding environment information marked as anchors. The colors of arrows indicate the different weights from anchors' displacement.

The critical observation of these methods is that the context is as important as the object itself for accurate detection. However, the extra information provided by 3D brings noise and irregularity, which makes it more challenging to apply convolution to gather the correct context for detection.

To avoid irregularity while applying convolution for 3D object detection, the community recently introduced two typical categories of methods. [16, 38, 46] are trying to project the raw point cloud onto aligned structures such as voxel grids which can apply 3D convolution naturally. In an alternative way, [26] adopted max-pooling to fuse information of an irregular point cloud directly. These methods can achieve good performance while the input scene is complete and clean. However, the real scanned data is usually incomplete and noisy, making it difficult to extract the key information through this intrinsic context fusion approach.

To further release the power of context, some methods try to adopt the context explicitly for object detection. Building a relation graph between objects is a natural way to utilize the context. [34] leverage inference on scene graphs to enhance 3D scene understanding. However, it requires additional supervision for regression of a correct scene graph. Some methods intend to utilize all the possible relations among the scene to avoid this extra labeling labor. [36] introduces a multi-level framework to fuse all

*Corresponding author: kevin.kai.xu@gmail.com

the local and global neighborhoods for 3D object detection. Even a hierarchical architecture is proposed to maintain the context, considering all the relations is still redundant. Furthermore, most methods that adopt context explicitly have their customized network architecture, making it difficult to enhance existing detection methods.

We believe that context fusion is critical for 3D understanding, which can improve object detection performance. We introduce a novel neural network module named Displacement Aware Relation Module (DisARM). It can be easily assembled with most existed object detection method and achieves state-of-the-art performance on existing benchmarks. The key idea is that context should not only be a structure for information fusion. The relation itself is also a critical feature for 3D understanding. Unlike some previous methods, we try to encode the most critical relations explicitly for potential proposal to allow richer information to be included during the training.

To avoid the redundant relation features that mislead the training and extract the information that matters, we select and collect the most critical context from two aspects. First, we introduce a relation anchor module, which only sample the most representative and informative proposals as anchors through an objectness-aware *Furthest Point Sampling (FPS)* on feature space. The insight of this design is that the relation anchors for context encoding should distribute uniformly over the feature space while being complete and clean. Our experiments demonstrate that adopting these relation anchors instead of the whole set of relations for context fusion is more efficient and accurate. To maximize the utilization of the proposed relation anchors, we introduce a dynamic weighing mechanism depends on spatial and feature displacement. The key insight here is that the importance of each anchor should be variant regarding recognizing different objects. Due to the object placement usually go with some specific organization pattern for indoor scenes, the importance should depend on the spatial layout and semantic relations between the object and the anchors. In summary, the contributions of this paper include:

- We propose a portable neural network module that can be assembled with most existing 3D object detection methods to further improve the detection performance, which can be easily implemented as a plug-in for widely used object detection toolbox like MMdetection3D [5].
- We introduce a method describing 3D context as a set of weighted representative anchors. This method can effectively extract valid information from the redundant relations in a complex scene.
- Our method is simple but effective, which achieves **state-of-the-art** performances on ScanNet V2 and

state-of-the-art performance with mAP@0.25 on SUN RGB-D.

2. Related Work

2.1. 3D object detection on point clouds

Object detection from 3D point clouds is challenging due to the irregular, sparse and orderless characteristics of 3D points. Earlier attempts usually relied on projections onto regular grids such as multi-view images [2] and voxel grids [11, 16, 30, 38, 46], or based on the candidates from RGB-driven 2D proposal generation [15, 25] or segmentation hypotheses [14], where the existing 2D object detection or segmentation methods based on regular image coordinates can be effortlessly adapted. Other approaches also studied how to exploit discriminative [17, 21] or generative shape templates [40], and high-order contextual potentials to regularize the proposal objectness [18], or used sliding shapes [32, 33], or clouds of oriented gradients [27].

Recent point based detection methods directly process point clouds for 3D object detection. A core task of these methods is to compute object features from the irregularly and sparsely distributed points. All existing methods first assign a group of points to each object candidate and then compute object features from each point group. Point R-CNN [29] directly computes 3D box proposals, where the points within this 3D box are used for object feature extraction. PV-RCNN [28] leverages the voxel representation to complement the point-based representation in Point R-CNN [29] for 3D object detection and achieves better performance. VoteNet [24] groups points according to their voted centers and extract object features from grouped points by the PointNet. Some follow-up works further improve the point group generation procedure [44] or the object box localization and recognition procedure [1].

2.2. Relation information in 3D object detection

Contextual information has been demonstrated to be helpful in variety of computer vision tasks, including 2D object detection [12, 41], point cloud semantic segmentation [9, 39] and 3D scene understanding [42, 43]. Moreover, the relationships between objects can be treated as a kind of special contextual information which also help the network to improve the performance on computer vision tasks.

A line of works [35, 45] incorporate graphs structures to describe the relationships or exploit the graph convolution networks for relation feature learning. [13] defines five types of relations for modeling the graph structure of furniture in indoor scenes, which, however, is time-consuming for relations like facing. [10] uses the 3D object-object relation graph structure to explicitly model pairwise relationship information but needs extra supervision. 3DSSG [34] defines a rich set of relationships and generates a graph to

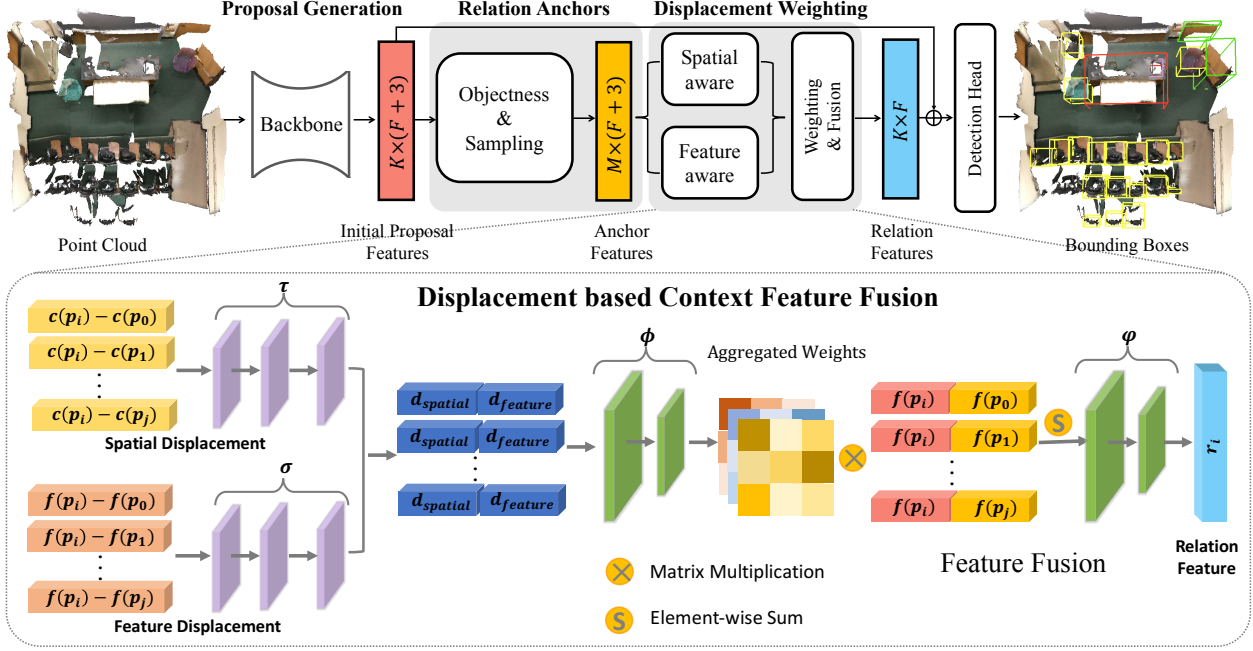


Figure 2. **DisARM network architecture.** Taking K proposals generated by backbone network as input, we first sample M relation anchors with rich information of the scene’s layout. For each of proposals, we get the weights relative to the anchors by considering spatial-aware and feature-aware displacement. At last, the relation feature is obtained by fusing the weighted proposal-anchor pair features. Note that there is a skip connection operation of relation feature and proposal feature for final detection. In the bottom of figure, $c(p_i)$, $c(p_j)$ and $f(p_i)$, $f(p_j)$ indicate locations and features of proposals and anchors respectively; τ , θ , ϕ and φ are the functions consist of MLPs.

describe the objects in the scene as well as their relationships which heavily depends on the ground-truth of instance segmentation. HGNet [1] leverages graph convolution network to promote performance by reasoning on proposals, while it might not be so useful if the features for detecting an object had been adequately learned.

Another line of works capture the relation information by incorporating features of objects in a variety of ways by neural networks which usually are accompanied by attention mechanisms. SRN [7] reasons about the local dependencies of regions with considering the inner interactions of point sets by modeling their geometrical and locational relations, which is not suitable for large indoor scenes understanding. MLCVNet [36] addresses the 3D object detection task by incorporating into VoteNet multi-level contextual information with the self-attention mechanism and multi-scale feature fusion by considering relations of all objects which results in information redundancy. While MonoPair [3] learns the pair-wise relationship by only considering the spatial information.

3. DisARM module

3.1. Overview

Some cognitive psychology theories [9, 12, 42, 43] suggest that context can enhance the perception ability for

detection. This paper proposes a portable network module, say DisARM, to utilize the 3D context effectively, which can be easily assembled with existing object detection methods to enhance performance.

In our case, we argue that useful contextual information for detection in indoor scenes needs to meet two criteria: it can reflect the intra-relationship between objects and implicitly represent the layout of the entire scene. Therefore, a 2-way network framework is proposed to extract the context effectively. As demonstrated in Figure 2, the former module of DisARM samples the relation anchors between the learned deep feature of each potential object proposal and the following module takes the relative displacement of each proposal between anchors to encode the scene layout. More specifically, the core of former module is locating the most representative and informative proposals for relation feature construction. We denote these selected proposals as anchors (see Section 3.2). The following module calculates the weights for each anchor through the analysis of spatial and feature displacement (see Section 3.3). Our experiments demonstrate that the proposed framework can extract the context for 3D object detection effectively and improve the performance significantly over some state-of-the-art alternatives.

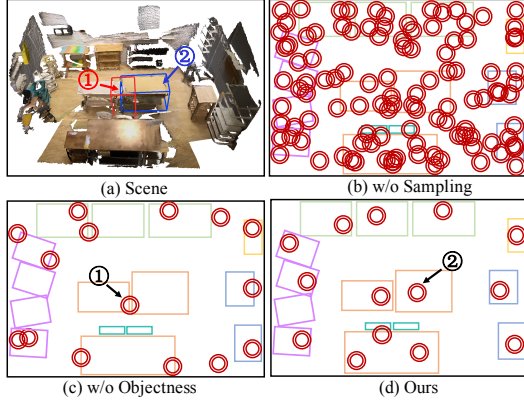


Figure 3. Anchors. In order to show the results more intuitively, we draw the anchors in red circles and objects in rectangles. Anchors without sampling in Figure(b) are redundant. But some anchors sampled by FPS (Figure(c)) are incomplete and invalid, such as anchor ① which contains parts of the tables. Therefore, we sample on the high objectness anchors. Best view in Figure(a).

3.2. Relation anchors

Initial proposals Our DisARM requires initial object proposals $\mathcal{P} = \{p_0, p_1, \dots, p_n\}$ to boost the relation analysis. VoteNet [24] is a widely used 3D detection network that can provide good object proposals. However, it lacks the consideration of the relationships between objects and surroundings. We adopt VoteNet [24] as the backbone to produce the input object proposals for DisARM. Note that DisARM can also aggregate with some other detection methods [4, 19, 23]. The evaluation are demonstrated in Table 1.

Each proposal p_i is represented with its center point. The feature encoder network has several multi-layer perception (MLP) layers and feature propagation layers with skip connections. The output feature $f(p_i)$ is an F dimension vector, which is the aggregation of the learned deep feature of each vote that support the proposal p_i .

Proposal objectness As shown in Figure 3, the whole set of \mathcal{P} is somehow redundant and contains massive incomplete and invalid proposals. Considering all the possible relations in a scene to formulate a context feature is ineffective and may introduce too much noisy information. Therefore, the key to designing a mechanism for utilizing these relations effectively is locating the most representative and informative ones. Figure 3 demonstrates only few proposals given by the backbone are complete. We introduce the concept of objectness to filter the incomplete and noisy ones.

Given a proposal p_i and its corresponded feature $f(p_i)$, we denote its objectness as $o(p_i)$. The network module to calculate the objectness is a simple MPL network with fully connected layers, sigmoid activation and batch normalization. Since most datasets only label all the valid objects \mathcal{P}_{gt}

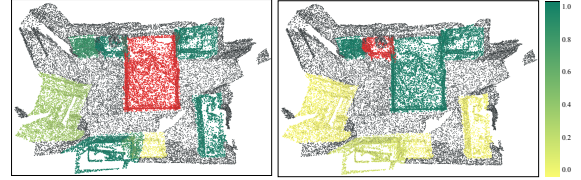


Figure 4. Displacement weights. We show the proposal in red points and anchors with different colors correspond to different weights. Bed has different perception of beside cupboards and shelves which is effected by spatial displacement. Beside cupboard in the same scene is more interested in another beside cupboard and cabinet which is determined by feature displacement.

in a scene, we define the objectness loss as below

$$\text{loss}_{\text{obj}} = \|o(p_i) - \chi_{\mathcal{P}_{\text{gt}}}(p_i)\| \quad (1)$$

$$p_i \in \mathcal{P}_{\text{gt}} \iff \exists p \in \mathcal{P}_{\text{gt}} \rightarrow \text{IoU}(p_i, p) > 0.25 \quad (2)$$

where $\chi_{\mathcal{P}_{\text{gt}}}(p_i)$ is an indicator function. As demonstrated in Figure 3, $o(p_i)$ can indicate the completeness of a given proposal which is critical for locating the proposal anchors.

Anchor sampling Even we only focus on complete proposals, the aggregation of \mathcal{P} appears to be evident. Previous works such as *KPS* in [19] which only focus on high objectness proposals will still introduce redundant information. We find that conducting *Furthest Point Sampling (FPS)* on \mathcal{P} with the assistance of objectness evaluation can help us locate the most representative proposal anchors.

In details, a proposal p_0 with the highest objectness score is first sampled in $\mathcal{P}_{\text{anchor}}^{(0)}$. The next sampling would be processed as below,

$$\mathcal{P}_{\text{anchor}}^{(k+1)} = \{\mathcal{P}_{\text{anchor}}^{(k)}, \underset{p_i \in \mathcal{P}}{\text{argmax}} \sum_{p_j \in \mathcal{P}_{\text{anchor}}^{(k)}} o(p_i) \|f(p_i) - f(p_j)\|\} \quad (3)$$

Eq. 3 indicate the metric adopting in our Furthest Point Sampling (FPS) is upon the feature space $f(\cdot)$ weighted by the objectness score $o(\cdot)$. Then the farthest proposal p_i to the already-chosen proposal set $\mathcal{P}_{\text{anchor}}^{(k)}$ is iteratively selected until the number of chosen proposals meets the candidate budget M , which is 15 for all our evaluations. Though it is simple, the finally selected M proposal anchors are representative and distributed uniformly in the whole scene.

3.3. Displacement based context feature fusion

Spatial displacement The proposal anchors $\mathcal{P}_{\text{anchor}}$ can effectively describe the context of the whole input scene. However, they should not contribute equally for detection of different objects as demonstrated in Fig 4. Adopting

appropriate anchors is critical to utilize context in detection. Inspired by [37], spatial layout patterns can effectively describe the representative substructures in an indoor scene. Therefore, we think the context for detection should be weighted by layout-aware spatial displacement as well.

We argue that an object has different perceptions towards different proposal anchors regarding with different spatial displacement. For example, cabinets are usually placed next to bed and chairs are most commonly placed in front of a desk or table. These patterns can be reflected by spatial displacement among proposal-anchor pairs. Thus, we regard the importance of different displacement around proposals as displacement weights which encourages networks to pay different levels of attention. For details, given the target proposal p_i with location $c(p_i)$ and a proposal anchor p_j with location $c(p_j)$, the spatial displacement weight between them is formulated as $d_{\text{spatial}}(p_i, p_j) = \tau(c(p_i) - c(p_j))$, where τ is a perception function given by an MLP network.

Feature displacement Similar with the spatial displacement, the feature displacement $f(p_i) - f(p_j)$ given by the target proposal p_i and proposal anchor p_j should be also considered while measuring the importance of the proposal-anchor pair. The insight here is, layout patterns are sometimes semantic-aware. For example, the existence of a bathtub would always indicate a washbasin in the scene. This characteristic can be reflected by the pre-encoded features $f(p_i)$ and $f(p_j)$ since objects with similar semantic label would also be close on the feature space and vice versa. Therefore, given the target proposal p_i and a proposal anchor p_j , the feature displacement weight between them is formulated as $d_{\text{feature}}(p_i, p_j) = \sigma(f(p_i) - f(p_j))$, where σ is a perception function given by an MLP network.

Aggregated weights We concatenate spatial displacement weight $d_{\text{spatial}}(p_i, p_j)$ feature displacement weight $d_{\text{feature}}(p_i, p_j)$ together to fuse the perceived information before put them into an MLP network as shown in Figure 2. We can get final aggregated weights as below,

$$w(p_i, p_j) = \tanh(\phi(d_{\text{spatial}}(p_i, p_j); d_{\text{feature}}(p_i, p_j))) \quad (4)$$

where ϕ is a perception function enabled by several MLP layers. To further normalize the weights between p_i and all the anchors in $\mathcal{P}_{\text{anchor}}$, we adopt softmax function in the end.

$$w(p_i, p_j) = \frac{w(p_i, p_j)}{\sum_{p_k \in \mathcal{P}_{\text{anchor}}} w(p_i, p_k)} \quad (5)$$

Finally, We formulate the fused relation feature r_i of an object proposal p_i for detection as below,

$$r_i = \varphi\left(\sum_{p_j \in \mathcal{P}_{\text{anchor}}} w(p_i, p_j) \cdot [f(p_i); f(p_j)]\right) \quad (6)$$

Method	mAP ₂₅	mAP ₅₀
HGNet [1]	61.3	34.4
GSPN [40]	62.8	34.8
Pointformer+ [22]	64.1	-
3D-MPA [8]	64.2	49.2
MLCVNet [36]	64.7	42.1
VoteNet [24]	58.6	33.5
VoteNet*	63.8	44.2
VoteNet*+DisARM	66.1 \uparrow	49.7 \uparrow
BRNet [4]	66.1	50.9
BRNet+DisARM	66.7 \uparrow	52.3 \uparrow
H3DNet* [44]	66.4	48.0
H3DNet*+DisARM	66.8 \uparrow	48.8 \uparrow
GroupFree3D*(L6, O256) [19]	66.3	47.8
GroupFree3D*(L12, O256) [19]	66.6	48.2
GroupFree3D*(w2 \times , L12, O512) [19]	68.2	52.6
GroupFree3D*(L6, O256)+DisARM	67.0 \uparrow	50.7 \uparrow
GroupFree3D*(L12, O256)+DisARM	67.2 \uparrow	52.5 \uparrow
GroupFree3D*(w2 \times , L12, O512)+DisARM	69.3 \uparrow	53.6 \uparrow

Table 1. 3D object detection results on ScanNet V2 dataset. **Notations:** We report the detection performance using mean Average Precision (mAP) at IoU thresholds of 0.25 and 0.5, denoted as mAP₂₅ and mAP₅₀. Pointformer+ indicates the VoteNet equipped with Pointformer and * denotes that the model is implemented on MMDetection3D. We denote VoteNet*+DisARM, BRNet+DisARM and GroupFree3D*+DisARM as enhanced versions with our method respectively, \uparrow indicates the performance is improved with the equipment of DisARM.

However, it is obvious that training $f(\cdot)$, $w(\cdot)$ and finding the optimal $\mathcal{P}_{\text{anchor}}$ is highly correlated which makes it a challenging optimization problem. We propose a 3-stage framework to find the optimal r_i . At the warm-up stage, $w(p_i, p_j)$ is set inactive and the proposed module focus on locating the optimal $\mathcal{P}_{\text{anchor}}$ and training $f(p_i)$. The insight of this design is $w(p_i, p_j)$ would only be functional while the network can already extract some reasonable proposal anchors. At the next stage, we freeze $\mathcal{P}_{\text{anchor}}$ and $f(p_i)$ to optimize $w(p_i, p_j)$. This design would fully utilize layout information extracted from the scene to measure the anchor importance. After these two stages, $w(p_i, p_j)$, $\mathcal{P}_{\text{anchor}}$ and $f(p_i)$ are fine-tuned together to achieve the final optimal.

4. Experiments

As our method can be applied to several backbones, we describe the implementation based on VoteNet [24] in brief. More details of other backbones in the Supplementary. In our DisARM, we take the 256 output proposals of

	bathtub	bed	bookshelf	chair	desk	dresser	nightstand	sofa	table	toilet	mAP
VoteNet [24]	74.4	83.0	28.8	75.3	22.0	29.8	62.2	64.0	47.3	90.1	57.7
BRNet [4]	76.2	86.9	29.7	77.4	29.6	35.9	65.9	66.4	51.8	91.3	61.1
GroupFree3D [19]	80.0	87.8	32.5	79.4	32.6	36.0	66.7	70.0	53.8	91.1	63.0
imVoteNet [23]	75.9	87.6	41.3	76.7	28.7	41.4	69.9	70.7	51.1	90.5	63.4
VoteNet+DisARM	76.7	86.2	35.4	78.4	31.0	34.6	66.3	68.1	51.2	86.9	61.5
imVoteNet+DisARM	79.9	87.5	43.7	80.7	33.3	39.8	69.5	74.1	52.7	91.6	65.3

Table 2. 3D object detection results on SUN RGD-D val dataset with mAP@0.25. **Notations:** * denotes that the model is implemented on MMDetection3D. VoteNet*+DisARM and imVoteNet+DisARM indicate applying our method to the 3D object detectors respectively.

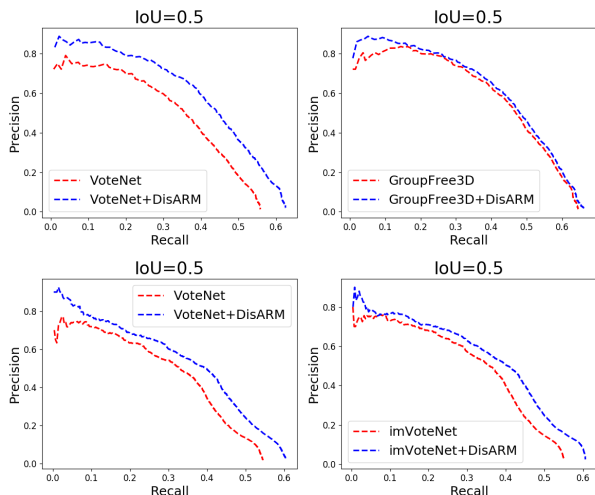


Figure 5. Precision-Recall Curves of different backbones equipped with our DisARM on mAP@0.5. We show the results on ScanNet V2 dataset in the first row and the results on SUN RGB-D dataset in the second row.

VoteNet [24] with 128-dimension features as input. And then we use a MLP network to predict objectness and subsample 128 candidate anchors according to the scores. The MLP is realized with FC output sizes of 64, 32, 32, 1, where the final objectness scores are obtained by the output of the last layer followed by a sigmoid function. The function τ for spatial displacement has 3 layers of 8, 16, 32 hidden dimensions and function σ for feature displacement has 2 layers of 64, 32 hidden dimensions. The MLP hidden dimensions are 32, 1 of function ϕ for aggregated weights. The relation encoder φ for relation feature r_i has 4 layers of 256, 128, 128, 128 hidden dimensions.

We evaluate our method on two widely-used 3D object detection datasets: ScanNet V2 [6] and SUN RGB-D [31]. Standard data splits in [24] are adopted. Our network is end-to-end optimized with the batch size of 8. The initial learning rate is 0.008 and the network is trained for 220 epochs on both datasets. The Cosine Annealing [20] is adopted as the learning rate schedule. We implement our method

Settings	mAP@0.25	mAP@0.5
① Global	63.3	47.7
② Local	64.3	48.2
③ Random	65.0	48.7
④ D-FPS	65.1	48.7
⑤ F-FPS	65.3	49.7
⑥ D-FPS+F-FPS	65.0	48.8
⑦ F-FPS+D-FPS	65.3	48.4
⑧ K-means	65.2	48.2
⑨ K-means+D-FPS	65.0	48.7
⑩ K-means+F-FPS	64.4	48.3
⑪ Ours	66.1	49.7

Table 3. Ablation studies of sampling relation anchors strategies. Note that the experiments ① to ③ indicate selecting relation anchors by taking all proposals (Global), nearest 15 proposals (Local) and random 15 proposals (Random) as anchors. Experiments ④ to ⑦ use different combinations of FPS on distances (D-FPS) and features (F-FPS). Experiments ⑧ to ⑩ sample anchors on clusters generated by K-means. Experiment ⑪ conducts FPS on the anchors filtered by objectness score (OS).

DCFF	window	desk	showr	toil	sink	mAP ₅₀
w/o	22.7	44.4	36.8	86.4	37.5	47.1
S-DW	26.2	46.3	31.4	89.7	37.3	47.9
F-DW	20.2	48.6	45.7	89.2	36.7	48.9
Ours	27.5	55.1	49.8	91.4	44.5	49.7

Table 4. DisARM with different components in displacement-based context feature fusion (DCFF). The first row indicates fusing features of proposals and anchors without weighting. We denote the S-DW, F-DW as learning weights by spatial displacement and feature displacement respectively.

on MMDetection3D [5] with one NVIDIA TITAN V GPU. The source code is provided in Supplementary.

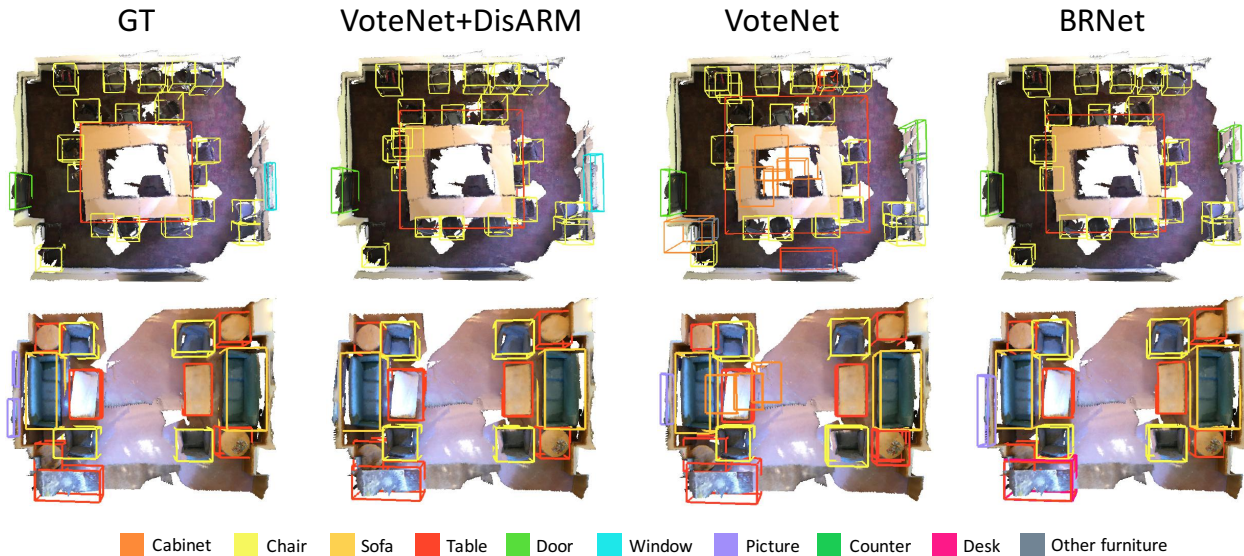


Figure 6. Qualitative results on ScanNet V2 dataset. We denote VoteNet+DisARM as applying our method to VoteNet. The first column is ground truth and the rest columns are detections of different methods. Best viewed on screen.

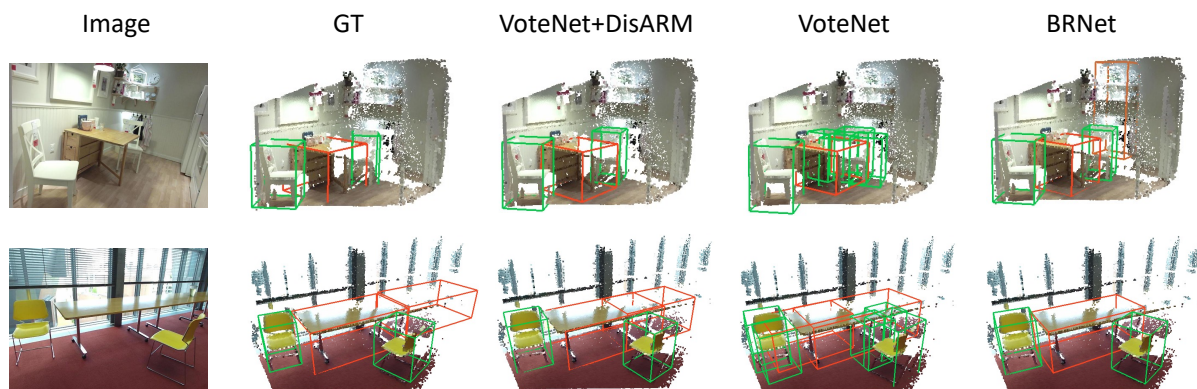


Figure 7. Qualitative results on SUN RGB-D dataset. We denote VoteNet+DisARM as applying our method to VoteNet. The first column is ground truth and the rest columns are detections of different methods. Best viewed on screen.

Method	Model size	time	GFLOPs	mAP@0.5
VoteNet*	11.6MB	0.095s	5.781	44.2
BRNet	13.2MB	0.132s	7.97	50.9
GroupFree3D*	113.0MB	0.170s	31.05	52.6
VoteNet*+DisARM	+1MB	+0.001s	+0.034	49.7
BRNet+DisARM	+1MB	+0.008s	+0.034	52.3

Table 5. Comparison of model size for different methods. * denotes the model implemented in MMDetection3D [5]. GroupFree3D [19] reported here is with best-performance setting.

4.1. Comparisons

In this section, we compare our method with previous state-of-the-arts on ScanNet V2 and SUN RGB-D dataset,

such as VoteNet [24] and its successors MLCVNet [36], HGNet [1], H3DNet [44], BRNet [4] and so on.

Quantitative results. The detection results of ScanNet V2 dataset are shown in Table 1. Applying our DisARM to VoteNet [24] achieves 66.1 on mAP@0.25 and 49.7 on mAP@0.5 over the implementation in MMDetection3D [5], which is **7.5** and **16.2** higher than the performance of VoteNet reported in [24] and outperforms its original version by 2.3 and 5.5 mAP with MMDetection3D.

Applying our DisARM to better 3D object detectors like H3DNet [44], BRNet [4], GroupFree3D [19], we obtain 0.4, 0.6, 0.7 improvement on mAP@0.25 and 0.8, 1.4, 2.9 improvement on mAP@0.5 respectively. Furthermore, DisARM applied to GroupFree3D [19] with strongest backbone achieves the **state-of-the-art** performance on

mAP@0.5.

The substantially improved results indicate that our DisARM can not only benefit basic 3D object detectors but also help improve complex detectors which demonstrates the high effectiveness and generalization of our method. It is noteworthy that VoteNet*+DisARM outperforms GroupFree3D* using 12 attention modules on mAP@0.5, which indicates that our method is simple but more effective than those methods with complicated architectures. The results of more improved performance on mAP@0.5 which is a fairly challenging metric show that DisARM helps the backbones to detect the objects more accurately attributing success to our method eliminating ambiguity with the relational context information. We also draw the PR curves of different methods equipped with DisARM in Figure 5.

As shown in Table. 2, we compare with previous state-of-the-arts on SUN RGB-D dataset. In the same way, we evaluate our method on VoteNet which outperforms VoteNet on mAP@0.25 by 2.4 and mAP@0.5 by 5.5. In particular, our DisARM applied to imVoteNet [23] achieves **65.3** on mAP@0.25, which outperforms all previous state-of-the-arts. More quantitative results on ScanNet V2 and SUN RGB-D datasets can be found in Supplementary.

Qualitative results. In Figure 6 and Figure 7, we visualize the representative 3D object detection results from our method and the baseline methods. These results demonstrate that applying our method to baseline detector achieves more reliable detection results with more accurate bounding boxes and orientations. Our method also eliminates false positives and discovers more missing objects when compared with the baseline methods. For example, the results in the second row of Figure 7 show that there are two tables in the scene, and the left one is complete while the right one is missing partially. Our method VoteNet+DisARM can basically detect the right table (red boxes), while all the other methods miss the challenging one. This proves that our method can provide rich and effective context to boost the performance of 3D object detectors. More qualitative visualizations are shown in Supplementary.

4.2. Ablation Study

We conduct extensive ablation experiments to analyze the effectiveness of different components of DisARM. All experiments are trained and evaluated on the ScanNet V2 dataset and take VoteNet [24] as backbone method. The network is implemented in MMDetection3D [5].

Strategies of sampling relation anchors. As shown in Table 3, applying DisARM to VoteNet using our sample strategy achieves the highest performance. Experiment ① and experiment ② shows that both global and local context can not provide effective information which introduce redundant information or limited information. We also find

that conduct FPS on proposal features can keep the diversity of anchors which can provide more useful context through experiments ④⑥ and experiments ⑤⑦.

Clustering by K-means is a common way to aggregate information. Thus we try to conduct D-FPS and F-FPS on clusters generated by K-means as shown in experiments ⑧⑨⑩. Those strategies can not perform best on mAP@0.5 for the reason that the aggregated context loss the key information of objects for accurate detection. We argue that complete objects are representative and informative as anchors. And experiment ⑪ proves our argument.

Effects of displacement based context feature fusion. We evaluate the contribution of displacement weights in DisARM on ScanNet V2 dataset. The quantitative results are shown in the Table. 4. It is clear that the proposed displacement weights are useful and can distribute accurate weights for contexts from different relation anchors, providing more helpful and robust contexts for better performance. We find that displacement weights are sensitive to the objects usually placed in special space or scenes, such as window, shower curtain, toil and sink. The large improved performance on mAP@0.5 also indicates the effectiveness of our displacement weights design and our DisAM can help the backbones to detect these hard ones more accurately.

Model size and speed. The comparison of efficiency is shown in Table 5. For a fair comparison, all experiments are running on the same workstation (a single Titan V GPU) and implemented with MMDetection3D. It is obvious that our proposed method is effective with increasing very few training parameters to backbone methods. Note that the model size of BRNet equipped with DisARM is 10× less than GroupFree3D only with little performance dropping. Knowing that the proposed method has significant performance gains than these reference methods listed in Table 1 and Table 2, its lightweight model validates that the proposed DisARM is also efficient for 3D object detection.

5. Conclusion

In this paper, we present a simple, lightweight yet effective method for enhancing the performance of 3D object detection. Unlike previous methods detect objects individually or use context information inefficiently, our method samples representative relation anchors and captures the relation information with the contribution of each relation anchor determined by the spatial-aware and feature-aware displacement weights. The proposed method achieves state-of-the-art performance on ScanNet V2 with both metrics and SUN RGB-D in terms of mAP@0.25.

Limitation Our approach is designed for the indoor scenes with some specific organization pattern, and it is not suitable for outdoor scenes with irregular displacement. However, we will explore more relation information for all kinds of scenes in the future.

6. Acknowledgements

This paper is supported in part by the Nation Key Research and Development Program of China (2018AAA0102200), National Nature Science Foundation of China (62132021, 62102435, 62002375, 62002376), NSF of Hunan Province of China (2021RC3071, 2021JJ40696) and NUDT Research Grants (ZK19-30).

References

- [1] Jintai Chen, Biwen Lei, Qingyu Song, Haochao Ying, Danny Z Chen, and Jian Wu. A hierarchical graph network for 3d object detection on point clouds. In *Proceedings of the IEEE/CVF conference on computer vision and pattern recognition*, pages 392–401, 2020. 2, 3, 5, 7
- [2] Xiaozhi Chen, Huimin Ma, Ji Wan, Bo Li, and Tian Xia. Multi-view 3d object detection network for autonomous driving. In *Proceedings of the IEEE conference on Computer Vision and Pattern Recognition*, pages 1907–1915, 2017. 2
- [3] Yongjian Chen, Lei Tai, Kai Sun, and Mingyang Li. Monopair: Monocular 3d object detection using pairwise spatial relationships. In *Proceedings of the IEEE/CVF Conference on Computer Vision and Pattern Recognition*, pages 12093–12102, 2020. 3
- [4] Bowen Cheng, Lu Sheng, Shaoshuai Shi, Ming Yang, and Dong Xu. Back-tracing representative points for voting-based 3d object detection in point clouds. In *Proceedings of the IEEE/CVF Conference on Computer Vision and Pattern Recognition*, pages 8963–8972, 2021. 4, 5, 6, 7
- [5] MMDetection3D Contributors. MMDetection3D: Open-MMLab next-generation platform for general 3D object detection. <https://github.com/open-mmlab/mmdetection3d>, 2020. 2, 6, 7, 8
- [6] Angela Dai, Angel X Chang, Manolis Savva, Maciej Halber, Thomas Funkhouser, and Matthias Nießner. Scannet: Richly-annotated 3d reconstructions of indoor scenes. In *Proceedings of the IEEE conference on computer vision and pattern recognition*, pages 5828–5839, 2017. 6
- [7] Yueqi Duan, Yu Zheng, Jiwen Lu, Jie Zhou, and Qi Tian. Structural relational reasoning of point clouds. In *Proceedings of the IEEE/CVF Conference on Computer Vision and Pattern Recognition*, pages 949–958, 2019. 3
- [8] Francis Engelmann, Martin Bokeloh, Alireza Fathi, Bastian Leibe, and Matthias Nießner. 3d-mpa: Multi-proposal aggregation for 3d semantic instance segmentation. In *Proceedings of the IEEE/CVF conference on computer vision and pattern recognition*, pages 9031–9040, 2020. 5
- [9] Francis Engelmann, Theodora Kontogianni, Alexander Hermans, and Bastian Leibe. Exploring spatial context for 3d semantic segmentation of point clouds. In *Proceedings of the IEEE international conference on computer vision workshops*, pages 716–724, 2017. 2, 3
- [10] Mingtao Feng, Syed Zulqarnain Gilani, Yaonan Wang, Liang Zhang, and Ajmal Mian. Relation graph network for 3d object detection in point clouds. *IEEE Transactions on Image Processing*, 30:92–107, 2020. 2
- [11] Ji Hou, Angela Dai, and Matthias Nießner. 3d-sis: 3d semantic instance segmentation of rgb-d scans. In *Proceedings of the IEEE/CVF Conference on Computer Vision and Pattern Recognition*, pages 4421–4430, 2019. 2
- [12] Han Hu, Jiayuan Gu, Zheng Zhang, Jifeng Dai, and Yichen Wei. Relation networks for object detection. In *Proceedings of the IEEE conference on computer vision and pattern recognition*, pages 3588–3597, 2018. 2, 3
- [13] Shi-Sheng Huang, Hongbo Fu, and Shi-Min Hu. Structure guided interior scene synthesis via graph matching. *Graphical Models*, 85:46–55, 2016. 2
- [14] Byung-soo Kim, Shili Xu, and Silvio Savarese. Accurate localization of 3d objects from rgb-d data using segmentation hypotheses. In *Proceedings of the IEEE Conference on Computer Vision and Pattern Recognition*, pages 3182–3189, 2013. 2
- [15] Jean Lahoud and Bernard Ghanem. 2d-driven 3d object detection in rgb-d images. In *Proceedings of the IEEE international conference on computer vision*, pages 4622–4630, 2017. 2
- [16] Alex H Lang, Sourabh Vora, Holger Caesar, Lubing Zhou, Jiong Yang, and Oscar Beijbom. Pointpillars: Fast encoders for object detection from point clouds. In *Proceedings of the IEEE/CVF Conference on Computer Vision and Pattern Recognition*, pages 12697–12705, 2019. 1, 2
- [17] Yangyan Li, Angela Dai, Leonidas Guibas, and Matthias Nießner. Database-assisted object retrieval for real-time 3d reconstruction. In *Computer graphics forum*, volume 34, pages 435–446. Wiley Online Library, 2015. 2
- [18] Dahua Lin, Sanja Fidler, and Raquel Urtasun. Holistic scene understanding for 3d object detection with rgbd cameras. In *Proceedings of the IEEE international conference on computer vision*, pages 1417–1424, 2013. 2
- [19] Ze Liu, Zheng Zhang, Yue Cao, Han Hu, and Xin Tong. Group-free 3d object detection via transformers. *arXiv preprint arXiv:2104.00678*, 2021. 4, 5, 6, 7
- [20] Ilya Loshchilov and Frank Hutter. Sgdr: Stochastic gradient descent with warm restarts. *arXiv preprint arXiv:1608.03983*, 2016. 6
- [21] Liangliang Nan, Ke Xie, and Andrei Sharf. A search-classify approach for cluttered indoor scene understanding. *ACM Transactions on Graphics (TOG)*, 31(6):1–10, 2012. 2
- [22] Xuran Pan, Zhuofan Xia, Shiji Song, Li Erran Li, and Gao Huang. 3d object detection with pointformer. In *Proceedings of the IEEE/CVF Conference on Computer Vision and Pattern Recognition*, pages 7463–7472, 2021. 5
- [23] Charles R Qi, Xinlei Chen, Or Litany, and Leonidas J Guibas. Invotenet: Boosting 3d object detection in point clouds with image votes. In *Proceedings of the IEEE/CVF conference on computer vision and pattern recognition*, pages 4404–4413, 2020. 4, 6, 8
- [24] Charles R Qi, Or Litany, Kaiming He, and Leonidas J Guibas. Deep hough voting for 3d object detection in point clouds. In *Proceedings of the IEEE/CVF International Conference on Computer Vision*, pages 9277–9286, 2019. 2, 4, 5, 6, 7, 8

- [25] Charles R Qi, Wei Liu, Chenxia Wu, Hao Su, and Leonidas J Guibas. Frustum pointnets for 3d object detection from rgb-d data. In *Proceedings of the IEEE conference on computer vision and pattern recognition*, pages 918–927, 2018. [2](#)
- [26] Charles R Qi, Hao Su, Kaichun Mo, and Leonidas J Guibas. Pointnet: Deep learning on point sets for 3d classification and segmentation. In *Proceedings of the IEEE conference on computer vision and pattern recognition*, pages 652–660, 2017. [1](#)
- [27] Zhile Ren and Erik B Sudderth. Three-dimensional object detection and layout prediction using clouds of oriented gradients. In *Proceedings of the IEEE Conference on Computer Vision and Pattern Recognition*, pages 1525–1533, 2016. [2](#)
- [28] Shaoshuai Shi, Chaoxu Guo, Li Jiang, Zhe Wang, Jianping Shi, Xiaogang Wang, and Hongsheng Li. Pv-rcnn: Point-voxel feature set abstraction for 3d object detection. In *Proceedings of the IEEE/CVF Conference on Computer Vision and Pattern Recognition*, pages 10529–10538, 2020. [2](#)
- [29] Shaoshuai Shi, Xiaogang Wang, and Hongsheng Li. Point-rcnn: 3d object proposal generation and detection from point cloud. In *Proceedings of the IEEE/CVF conference on computer vision and pattern recognition*, pages 770–779, 2019. [2](#)
- [30] Shaoshuai Shi, Zhe Wang, Jianping Shi, Xiaogang Wang, and Hongsheng Li. From points to parts: 3d object detection from point cloud with part-aware and part-aggregation network. *IEEE transactions on pattern analysis and machine intelligence*, 2020. [2](#)
- [31] Shuran Song, Samuel P Lichtenberg, and Jianxiong Xiao. Sun rgb-d: A rgb-d scene understanding benchmark suite. In *Proceedings of the IEEE conference on computer vision and pattern recognition*, pages 567–576, 2015. [6](#)
- [32] Shuran Song and Jianxiong Xiao. Sliding shapes for 3d object detection in depth images. In *European conference on computer vision*, pages 634–651. Springer, 2014. [2](#)
- [33] Shuran Song and Jianxiong Xiao. Deep sliding shapes for amodal 3d object detection in rgb-d images. In *Proceedings of the IEEE conference on computer vision and pattern recognition*, pages 808–816, 2016. [2](#)
- [34] Johanna Wald, Helisa Dhama, Nassir Navab, and Federico Tombari. Learning 3d semantic scene graphs from 3d indoor reconstructions. In *Proceedings of the IEEE/CVF Conference on Computer Vision and Pattern Recognition*, pages 3961–3970, 2020. [1](#), [2](#)
- [35] Xiaogang Wang, Xun Sun, Xinyu Cao, Kai Xu, and Bin Zhou. Learning fine-grained segmentation of 3d shapes without part labels. In *Proceedings of the IEEE/CVF Conference on Computer Vision and Pattern Recognition*, pages 10276–10285, 2021. [2](#)
- [36] Qian Xie, Yu-Kun Lai, Jing Wu, Zhoutao Wang, Yiming Zhang, Kai Xu, and Jun Wang. Mlcvnet: Multi-level context votenet for 3d object detection. In *Proceedings of the IEEE/CVF conference on computer vision and pattern recognition*, pages 10447–10456, 2020. [1](#), [3](#), [5](#), [7](#)
- [37] Kai Xu, Rui Ma, Hao Zhang, Chenyang Zhu, Ariel Shamir, Daniel Cohen-Or, and Hui Huang. Organizing heterogeneous scene collection through contextual focal points. *ACM Transactions on Graphics, (Proc. of SIGGRAPH 2014)*, 33(4):35:1–35:12, 2014. [5](#)
- [38] Yan Yan, Yuxing Mao, and Bo Li. Second: Sparsely embedded convolutional detection. *Sensors*, 18(10):3337, 2018. [1](#), [2](#)
- [39] Xiaoqing Ye, Jiamao Li, Hexiao Huang, Liang Du, and Xiaolin Zhang. 3d recurrent neural networks with context fusion for point cloud semantic segmentation. In *Proceedings of the European Conference on Computer Vision (ECCV)*, pages 403–417, 2018. [2](#)
- [40] Li Yi, Wang Zhao, He Wang, Minhyuk Sung, and Leonidas J Guibas. Gspn: Generative shape proposal network for 3d instance segmentation in point cloud. In *Proceedings of the IEEE/CVF Conference on Computer Vision and Pattern Recognition*, pages 3947–3956, 2019. [2](#), [5](#)
- [41] Ruichi Yu, Xi Chen, Vlad I Morariu, and Larry S Davis. The role of context selection in object detection. *arXiv preprint arXiv:1609.02948*, 2016. [2](#)
- [42] Yinda Zhang, Mingru Bai, Pushmeet Kohli, Shahram Izadi, and Jianxiong Xiao. Deepcontext: Context-encoding neural pathways for 3d holistic scene understanding. In *Proceedings of the IEEE international conference on computer vision*, pages 1192–1201, 2017. [2](#), [3](#)
- [43] Yinda Zhang, Shuran Song, Ping Tan, and Jianxiong Xiao. Panocontext: A whole-room 3d context model for panoramic scene understanding. In *European conference on computer vision*, pages 668–686. Springer, 2014. [2](#), [3](#)
- [44] Zaiwei Zhang, Bo Sun, Haitao Yang, and Qixing Huang. H3dnet: 3d object detection using hybrid geometric primitives. In *European Conference on Computer Vision*, pages 311–329. Springer, 2020. [2](#), [5](#), [7](#)
- [45] Yawei Zhao, Kai Xu, En Zhu, Xinwang Liu, Xinzhong Zhu, and Jianping Yin. Triangle lasso for simultaneous clustering and optimization in graph datasets. *IEEE Transactions on Knowledge and Data Engineering*, 31(8):1610–1623, 2018. [2](#)
- [46] Yin Zhou and Oncel Tuzel. Voxelnet: End-to-end learning for point cloud based 3d object detection. In *Proceedings of the IEEE conference on computer vision and pattern recognition*, pages 4490–4499, 2018. [1](#), [2](#)