

Read before Generate! Faithful Long Form Question Answering with Machine Reading

Dan Su^{1*}, Xiaoguang Li², Jindi Zhang², Lifeng Shang², Xin Jiang², Qun Liu², Pascale Fung¹

¹Center for Artificial Intelligence Research (CAiRE)

The Hong Kong University of Science and Technology, Clear Water Bay, Hong Kong

²Huawei Noah’s Ark Lab

dsu@connect.ust.hk, lixiaoguang11@huawei.com

Abstract

Long-form question answering (LFQA) aims to generate a paragraph-length answer for a given question. While current work on LFQA using large pre-trained model for generation are effective at producing fluent and somewhat relevant content, one primary challenge lies in how to generate a faithful answer that has less hallucinated content. We propose a new end-to-end framework that jointly models answer generation and machine reading. The key idea is to augment the generation model with fine-grained, answer-related salient information which can be viewed as an emphasis on faithful facts. State-of-the-art results on two LFQA datasets, ELI5 and MS MARCO, demonstrate the effectiveness of our method, in comparison with strong baselines on automatic and human evaluation metrics. A detailed analysis further proves the competency of our methods in generating fluent, relevant, and more faithful answers.

1 Introduction

Long-form question answering (LFQA) is a task to generate an in-depth, paragraph-length answer for a given question (Fan et al., 2019). It is important since many of the everyday questions that humans deal with and pose to search engines require multi-sentence explanations (Khashabi et al., 2021) (e.g. *why/how..?*). It can be integrated with a search engine (Metzler et al., 2021), or a virtual conversation agent, and can also be used to generate explanations as a complement to short-phrase answers for open-domain questions (Kwiatkowski et al., 2019; Yang et al., 2018), or to answer open-ended questions like those from Reddit forum “Explain Like I’m Five” (Fan et al., 2019).

LFQA is quite a challenging task. It often involves searching a large external knowledge source

* Work done during an internship at Huawei Noah’s Ark lab

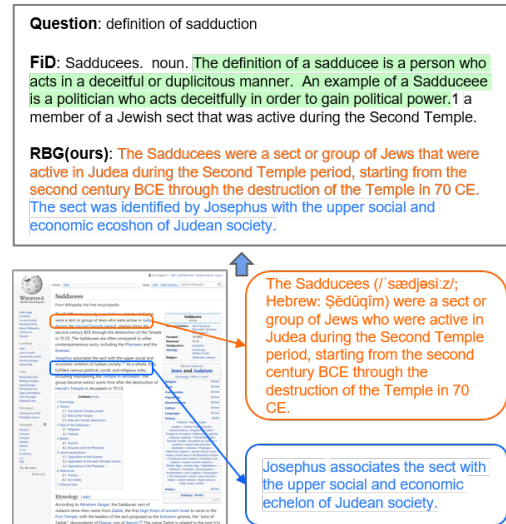


Figure 1: An example from MS MARCO (Nguyen et al., 2016) dataset. We highlight the unfaithful snippets from other model. Our model(RBG) generate more factually accurate answer.

that contains millions of documents for relevant information. Then it *generates* a paragraph-length answer from those retrieved sources. While the great success in retrieval technique (Guu et al., 2020; Karpukhin et al., 2020; Lee et al., 2019) can be carried over to the LFQA setting, more challenges lie in the generation. First, multiple documents that contain hundreds of tokens need to be considered for generation, raising difficulties in the direct use of current pre-trained language models. Second, as different documents may contain redundant, complementary, or contradictory information, how to synthesis the information and generate a faithful answer that has less hallucinated content is even more challenging.

While recent work on LFQA (Krishna et al., 2021) focuses primarily on the first challenge, and has produced fluent and somewhat relevant content, the latter faithfulness challenge has not been explored. However, the faithfulness issue is quite important for LFQA. As the example in Fig. 1 shown, a fluent and relevant but unfaithful answer (high-

light in green) will mislead users.

In this paper, we propose a novel end-to-end framework named RBG (**Read Before Generate**) for LFQA to address the aforementioned challenges. The key idea for enhancing answer faithfulness is to augment the generation process with predicted salient information which can be viewed as an emphasis on answer-related facts. Specifically, we combine a Seq2Seq language model-based generator with a machine reading comprehension (*reader*) module. The *reader* produces an evidence probability score for each sentence, which will be integrated with the generator for final distribution prediction. We perform evidence fusion in a similar way as FiD (Izcard and Grave, 2021) to equip the pre-trained language model with multiple input documents for generation. To further enhance the factual grounding ability of RBG, we propose an additional pre-training task to encourage the model to rely more on retrieved documents to generate factual statements. The details are explained in Section 2.

We conduct thorough experiments on our method and several baselines on ELI5 (Fan et al., 2019), the only publicly available large-scale LFQA dataset, and also on MS MARCO (Nguyen et al., 2016) passage ranking data, which can also be transformed into an answer generation task. The proposed method tops the public leaderboard of the KILT (Petroni et al., 2021) Benchmark on the ELI5 dataset. It also outperforms the baselines, including non-retrieval and retrieval-based methods, such as DPR-BART (Petroni et al., 2020), RAG (Izcard and Grave, 2021) and FiD (Izcard and Grave, 2021), with improvement on the automatic evaluation results on the MS MARCO dataset. Human evaluation results further validate that our proposed framework can improve the generation quality in terms of relevance and factual correctness.

Our contributions are summarized as follows:

- To the best of our knowledge, we are the first trying to tackle the faithfulness challenge in LFQA.
- We propose a new and effective framework for open-domain LFQA to generate answers with the guidance of a sentence evidence score from a machine reading module, as well as an additional factual grounding-oriented pre-training task.
- We show the effectiveness of our method by both automatic evaluation and human eval-

uation on two large-scale datasets, and we also demonstrate by human evaluation that our method improves the factual correctness of generated answers while still keeping high informativeness.

2 A state-of-the-art LFQA system

To generate in-depth, long-form answers for a given general domain question, we first use a retriever to search for relevant information from a large external knowledge source. Then our reader and the generation module take the multiple retrieved documents together with the question as input to generate the answer. Specifically, the reader module adopts a machine reading comprehension (MRC) model to produce an evidence score for each sentence in each document, while the generator, which adopts a large pre-trained Seq2Seq language model, fuses the sentence evidence score into its generation process. Our framework is shown in Figure 2.

2.1 Supporting document retriever

We use DPR (Karpukhin et al., 2020) to retrieve the supporting documents following the typical methods in the state-of-the-art framework for open-domain QA (Izcard and Grave, 2021; Lewis et al., 2020b). The passage and question are represented as 768-dimensional dense vector representations, computed via the BERT-based bi-encoder networks of DPR. The retriever will rank the documents according to their relevance, calculated as

$$Score_{re}(Q, D_i) = \text{BERT}_q(Q)^T \text{BERT}_d(D_i) \quad (1)$$

Retrieval is performed using approximate nearest neighbors with the FAISS¹ library. We denote $D = \{D_1, D_2, \dots, D_k\}$ as the top- K retrieved documents for question Q .

2.2 Document reader

Since there are no golden retrievals for long-form answers, the retrieved documents may contain complementary, contradictory, or redundant information related to the answer. Thus, we propose to use a reader module to explicitly predict the sentence-level evidence probability in each document.

Evidence span prediction We use a machine reading comprehension (MRC) model to predict the evidence span in each document, as these models approach or even outperform human-level performance on many datasets (Joshi et al., 2020).

¹github.com/facebookresearch/faiss

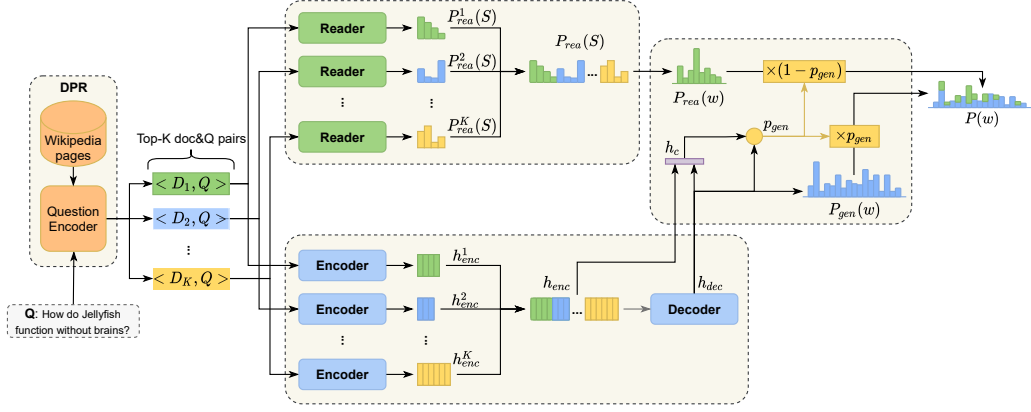


Figure 2: Overview architecture of our RBG framework. RBG comprises a supporting document retriever, a document reader and a generator.

The MRC model takes the concatenation of the retrieved document D_i and question Q as input, and outputs the prediction of the start and end position of the potential evidence spans in D_i . Specifically, it outputs two probability distributions over the tokens in D_i : $P_i^s(w_s)$ and $P_i^e(w_s)$, where $P_i^s(w_s) / P_i^e(w_s)$ is the probability that the token w_s is the start/end of the evidence span in D_i .

Sentence evidence probability Originally, the MRC model was designed to give accurate, short-phrase span prediction (Rajpurkar et al., 2016), but we argue that a sentence-level evidence probability will be better in our scenario. The supporting sentences can provide the minimum required context information for each answer span, which is quite important, especially in multi-document generation (Xu and Lapata, 2020). We define our sentence-level evidence probability score for the i -th document $P_{rea}^i(S)$ as the summation over all token-level evidence probabilities in that sentence, and it is calculated via

$$P_{rea}^i(S) = \frac{1}{2} \sum_{w_s \in S} (P_i^s(w_s) + P_i^e(w_s)) \quad (2)$$

$$P_{rea}(S) = \text{Norm}(P_{rea}^1(S); \dots; P_{rea}^i(S); \dots; P_{rea}^K(S)) \quad (3)$$

We concatenate P_{rea}^i and normalize the distribution as $P_{rea}(S)$, where $P_{rea}(S)$ denotes the final sentence-level evidence probability in all the K documents regarding the question.

Multi-task MRC As there are no golden answer spans for LFQA data, we need a MRC model that has enough generalization ability for open domain questions as a starting point. We choose SpanBERT (Joshi et al., 2020), and further fine-tune it in a multi-task way on six large-

scale MRC datasets from the MRQA shared task (Fisch et al., 2019) following work by Su et al. (2019): SQuAD (Rajpurkar et al., 2016), NewsQA (Trischler et al., 2017), TriviaQA (Joshi et al., 2017), SearchQA (Dunn et al., 2017), HotpotQA (Yang et al., 2018), and NaturalQuestions (Kwiatkowski et al., 2019). The multi-task fine-tuned MRC model R will be further jointly trained with the generator, using the golden answer in a distantly supervised way.

2.3 Generator

FiD-BART We choose BART as our generation backbone because of its outstanding performance on many generation tasks, especially on long-form abstractive summarization task (Lewis et al., 2020a). We propose FiD-BART, following the *Fusion-in-Decoder* idea from Izacard and Grave (2021), to empower BART to deal with multiple, long-document inputs. FiD-BART processes each document independently in the encoder, while performing the cross-attention in the decoder jointly.

The encoder encodes the concatenation of each supporting document D_i and the question Q . More precisely, we append the special tokens *question:* before Q , *title:* and *context:* before the title and text of each document D_i . We denote the encoded final representation of the encoder as h_{enc} , which is the concatenation of the K encoder outputs h_{enc}^i ($h_{enc}^i \in R^{d \times l_i}$) for the i th document:

$$h_{enc}^i = \text{Encoder}(Q; D_i) \quad (4)$$

$$h_{enc} = (h_{enc}^1, \dots, h_{enc}^i, \dots, h_{enc}^K) \quad (5)$$

The partial structure of the decoder can be illustrated by Eq.(6)–(8), where h_l is the representation for the l -th decoder layer. We denote h_{dec} as the last layer decoder outputs:

$$h_l^a = \text{SelfAttention}(h_l, h_l, h_l) \quad (6)$$

$$h_l^b = \text{LayerNorm}(h_l + h_l^a) \quad (7)$$

$$h_l^c = \text{CrossAttention}(h_l^b, h_{enc}, h_{enc}) \quad (8)$$

As we can see, FiD-BART can scale to a large number of input documents within a linear computation time.

2.4 Reader-before-generator

To incorporate the evidence probability into generation, we apply the pointer-generator model (depicted in Figure 2). The attention distribution \mathcal{A} and context vector h_c , and the generation probability $p_{gen} \in [0, 1]$ are calculated as follows:

$$\mathcal{A} = \text{softmax}(h_{dec} h_{enc}^T) \quad (9)$$

$$h_c = \mathcal{A} h_{enc} \quad (10)$$

$$p_{gen} = \text{sigmoid}(W_c h_c + W_g h_{dec}) \quad (11)$$

where W_c and W_g are learnable parameters. p_{gen} is used as a soft switch to choose between generating a word from the generator by sampling from the vocab, or copying a word from the input sequence by sampling according to the evidence distribution $P_{rea}(w)$:

$$P_{gen}(w) = \text{lm}_{head}(h_{dec}) \quad (12)$$

$$P_{rea}(w) = \sum_{s:w_s=w, w_s \in S} P_{rea}(S) \quad (13)$$

$$P(w) = p_{gen} P_{gen}(w) + (1 - p_{gen}) P_{rea}(w) \quad (14)$$

2.5 Pre-training

To further improve the ability to ground on retrieved documents, we propose a pre-training task: retrieval-augmented recovery (RAR). Instead of recovering the corrupted text through the internal knowledge memorized in model parameters (Raffel et al., 2020; Lewis et al., 2020a), RAR encourages the model to rely more on external retrieved documents to generate factual statements. Specifically, given an original text S , we retrieve the top- k documents D_1, D_2, \dots, D_N from the knowledge corpus using BM25 (discarding S itself), and we replace 30% of the words in S with [MASK] to form a pseudo query Q . The pre-training task asks our RBG model to recover S with the input of the pseudo query Q and k retrieved documents, which can be formulated as

$$S = \text{RBG}(Q; D_1, D_2, \dots, D_k) \quad (15)$$

To involve more factual information during the text corruption and recovery process, we sample 1 million sentences of S corresponding to at least one knowledge base triplet from Wikipedia with the text-triple alignment of TREX (Elsahar et al., 2018a).

3 Experiment Setups

3.1 Datasets

We conduct experiments on the two following datasets, both of which concentrate on long form generative QA.

ELI5 (Fan et al., 2019) is the only publicly available large-scale LFQA dataset. It is a collection of question-answer pairs extracted from the Reddit forum "Explain Like I'm Five"(ELI5). We use the KILT (Petroni et al., 2021) version of the dataset from its Github repository², which has 272,634 training examples and 1,507 development examples. The average length of the answers is 130 words.

MS MARCO (Nguyen et al., 2016) is a dataset of crowdsourced responses to Bing queries. We use the question-answer pairs of the MS MARCO passage ranking track for training and evaluation, as they are more abstract and reliant on multi-document information than those of the NLG track. The training example size is about 500,000 and the evaluation example size is 6980.

Knowledge source The external knowledge source of the retriever is the Wikipedia paragraphs, which are provided in the KILT benchmark as a unified knowledge source for knowledge-intensive tasks, including open-domain LFQA (Petroni et al., 2021). It is based on the 2019/08/01 Wikipedia snapshot, and contains 5.9M articles.

3.2 Baselines

BART and T5 We fine-tune BART (Lewis et al., 2020a) and T5 (Raffel et al., 2020) using QA pairs without explicit retrieval, and include them as our baselines which rely only on parameterized internal knowledge (Roberts et al., 2020) to generate answers.

DPR-BART is our retrieval-based LFQA baseline. We follow Petroni et al. (2020) to retrieve and prepend the top-3 passages from DPR for each input sample, and use context-enhanced training data to fine-tune a BART model.

RAG (Lewis et al., 2020b) is an end-to-end retrieval-augmented generation model which back-propagates to the retriever's input encoder. We experiment with fine-tuning RAG on LFQA tasks, establishing a strong baseline on all of them. At every generation step we retrieve the top-5 passages and use them as supporting documents.

²github.com/facebookresearch/KILT

FiD (Izacard and Grave, 2021) encodes each passage independently and combines all outputs from the encoder before passing them to the decoder. FiD has achieved superior performance on a number of open-domain QA tasks (Izacard and Grave, 2021). We implement FiD-BART, using BART as the generation backbone, as our strongest baseline.

4 Experiment Results

4.1 Automatic Evaluation

We use the metrics unigram F1 score and ROUGE-L (LIN, 2004) in previous work on LFQA (Petroni et al., 2021; Krishna et al., 2021) to evaluate and compare the generation quality of our method.

Overall Comparison Table 1 shows the performance of various methods on the two datasets. As shown, our RBG method outperforms all baselines models with regard to both evaluation metrics on both datasets. The RBG method also outperforms the previous state-of-the-art method *c-REALM+RT* on the KILT-ELI5 leaderboard³ (Krishna et al., 2021), as shown in Table 2.

Models	Eli5		MS MARCO	
	ROUGE-L	F1	ROUGE-L	F1
T5(base)	21.02	18.36	21.19	20.03
BART(large)	22.69	22.19	23.26	25.6
DPR+BART	17.41	17.88	23.01	25.13
RAG	16.11	17.24	-	-
FiD	25.70	28.55	24.64	27.08
RBG(ours)	26.46	29.04	24.72	27.52

Table 1: Performance comparison between our RBG method and the baselines on the KILT-ELI5 (Petroni et al., 2021) and MS MARCO (Nguyen et al., 2016) evaluation sets.

Model	Retrieval		Generation		
	PRr.	R@5	F1	R-L	KRL
RBG(ours)	10.83	27.25	24.53	27.13	2.62
DPR_kilt_wiki	14.83	27.69	16.45	15.91	2.46
c-REALM ¹	10.67	24.56	23.19	22.88	2.36
DPR+BART	10.67	26.92	17.41	17.88	1.90
RAG	11.00	22.92	14.05	14.51	1.69
BART-large	0.00	0.00	20.55	19.23	0.00
T5-base	0.00	0.00	19.08	16.10	0.00

Table 2: Results on the ELI5 test set on the KILT leaderboard. Our RBG tops the leaderboard in terms of (1) retrieval performance, using R-precision(RPr.) and Recall@5(R@5), and (2) generation quality, using F1 and ROUGE-L(R-L). These scores are combined to produce the overall metric KILT R-L(KRL) (Petroni et al., 2021). c-REALM¹ is from (Krishna et al., 2021)

³<https://evalai.cloudcv.org/web/challenges/challenge-page/689/leaderboard/1908>

Fine-grained Comparison Intuitively, the quality of retrieved documents will affect the generation quality, thus we provide a fine-grained performance comparison. We split MS-MARCO evaluation set into different subset based on the quality of the retrieved documents⁴, and compare the ROUGE-L score between FiD and RBG under each subset.

As we can see from Table 3, even though RBG beats FiD by 0.1 Rouge-L score on the whole MS-MARCO evaluation set, the performance gap continue increasing as the retrieval quality of the evaluation subset increased. This indicates that RBG is especially effective when high-quality retrieval documents is provided, which matches with our intuition.

>ngram overlap		0	0.4	0.6	0.8
# of documents		6980	3493	1470	489
ROUGE-L	FiD	24.64	28.04	33.62	45.25
	RBG	24.72	28.59	34.38	46.29
>retrieval score		0.0	75	80	85
# of documents		6980	5811	3188	1001
ROUGE-L	FiD	24.64	24.7	25.63	26.81
	RBG	24.72	25.46	26.53	27.96

Table 3: Fine-grained comparison between FiD and RBG on different subset of MS-MARCO evaluation data.

4.2 Human evaluation

We further evaluate our model using human annotators, who we ask to quantify three aspects of the generated answer, (1) **fluency**, which measures whether the answer is coherent and less repetitive; (2) **relevance**, which measures the amount of information relevant to answering the question, and (3) **factual correctness** (also briefly called correctness), which measures the correctness and faithfulness of all facts involved in the generated answer.

We select FiD, which is the strongest baseline in terms of automatic metrics, for comparison. We sample evaluation questions from the MS MARCO dev set, which are better supported by Wikipedia knowledge than ELI5. Table 4 shows the absolute evaluation results of human annotation. To reduce the impact of scale selection inconsistency of different annotators, we also show the relative evaluation results in Table 5. We can see that both types of

⁴ We consider two metrics to measure the retrieval quality for a certain question: (1) **Top-1 document retrieval score** which is the matching score output by the retriever (Equation. 1) for the top-1 document to measure the corresponding semantic relevance to the given question, and (2) **N-gram overlap**, which is the N-gram overlap between the golden answer and the top-k retrieved documents.

Model	Fluency	Relevance	Correctness
FiD	2.62	2.34	2.07
RBG(ours)	2.70	2.50	2.41

Table 4: Absolute human evaluation results for RBG vs. FiD on MS MARCO. The table shows the mean value across all annotators and examples for each metric.

Aspect	Prefer FiD	Prefer RBG	Tie
Fluency	12%	26%	62%
Relevance	18%	48%	34%
Correctness	4%	62%	34%

Table 5: Relative human evaluation results for RBG vs. FiD on MS MARCO. The percentages represent the ratio of one model being voted as preferred by multiple annotators on a metric.

results indicate that RBG outperforms FiD in terms of all three aspects. RBG has more advantages over FiD on the metric of factual correctness, possibly benefited by the introduction of the reader module and additional pre-training. More details of the human evaluation setup and statistical analysis can be found in Appendix C.

4.3 Ablation

To further investigate the contribution and effect of each module in the proposed system, we conducted a systematic ablations on the MS-MARCRO evaluation dataset.

No.	models	MS MARCO	
		ROUGE-L	F1
0	RBG(ours)	24.72	27.52
1	w/o reader	24.66	27.30
2	w/o pre-training	24.65	27.38
3	w/o reader + pre-training	24.64	27.08
4	w/ reader frozen	24.51	25.85
5	w/ random retrieval	22.84	25.23

Table 6: Ablation results on the MS MARCO evaluation set. A more fine-grained results comparison is shown with analysis in Section 5.

w/o reader/pre-training: We respectively remove the reader module (**w/o reader**), the pre-training (**w/o pre-training**), and both together (**w/o reader + pre-training**) from our model, to test the contribution of each part. As we can see from Table 6, without the reader to predict the evidence probability, the generation performance decreases in both metrics, and the performance continues to drop without the pre-training.

w/ reader frozen: We freeze the reader to investigate the benefit of distantly supervised end-to-end training of the reader module. As we can see from Table 6, the results on both metrics drop, especially the F1 score, which proves the effectiveness of the end-to-end training.

w/ random retrieval: To investigate whether and how much the generation process is grounded in the retrieved documents, we replace retrieved paragraphs with randomly sampled paragraphs from Wikipedia at *inference* time for comparison. As we can see, the ROUGE-L drops significantly with randomly retrieved documents, and it is also worse than the baseline systems such as BART and DPR-BART (Table 1).

5 Further analysis

We conduct further analysis on the results, considering that LFQA is a complicated but less explored task, which deserves a complete investigation.

5.1 How does retriever affect the generation quality?

We further investigate the effects of the quality of retrieved documents on the final generation. We split the evaluation sets of the two datasets via different thresholds for the two metrics⁴ and calculate the corresponding ROUGE-L score for each subset. As we can see in Table 7, better-retrieved documents always bring better generation quality, indicating the importance of high-quality supporting documents for the generation process.

We also measure the effects of the number of retrieved documents K on the generation quality and find that the best K from $\{5, 10, 20, 50\}$ is 10. More retrieved documents do not improve generation quality as in open-domain QA.

>retrieval score(top-1)	ELI5		MS MARCO	
	# of data	ROUGE-L	# of data	ROUGE-L
0.0	1570	26.35	6980	24.72
75	1270	26.37	5811	25.46
80	479	26.38	3188	26.53
85	72	26.96	1001	27.96
90	11	27.25	161	27.61

>ngram overlap	ELI5		MS MARCO	
	# of data	ROUGE-L	# of data	ROUGE-L
0.0	1570	26.35	6980	24.72
0.4	460	27.09	3493	28.59
0.5	260	27.31	2470	30.72
0.6	109	27.52	1470	34.38
0.7	48	27.63	845	39.64
0.8	27	27.17	489	46.29

Table 7: Fine-grained results of our RBG on ELI5 and MS MARCO. With high-quality retrieval (higher N-gram overlap or retrieval score threshold), the answer quality (ROUGE-L) increases on both datasets.

5.2 How does the reader contribute to the generation?

As shown in the ablation study, the reader module improves the overall performance on the MS MARCO evaluation dataset. We further investigate

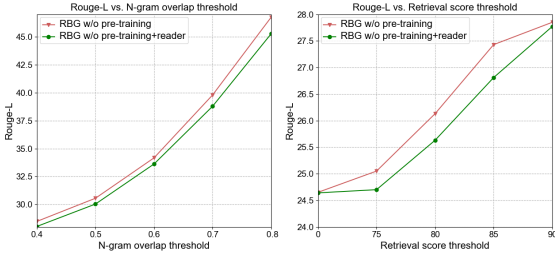


Figure 3: ROUGE-L versus document retrieval performance for reader analysis.

Aspect	Prefer w/o reader	Prefer w/ reader	Tie
Fluency	15%	35%	50%
Relevance	17%	57%	26%
Correctness	25%	45%	30%

Table 8: Human evaluation results for RBG reader analysis on MS MARCO. The model with reader has better generation performance in terms of fluency, relevance and correctness.

its performance when retrieved documents with different quality levels are provided.

We show in Figure 3 the fine-grained comparison results between ablation models **No.2**: *RBG w/o pre-training* and **No.3**: *RBG w/o pre-training + reader*. As we can see, the difference in ROUGE-L between the two models increases as the quality of the retrieved documents improves, indicating the reader’s strong capability, especially on high-quality data. This also matches with our intuition. We also conduct a human evaluation for reader analysis, and we show the results in Table 8.

5.3 How does pre-training help?

We also compare the models’ performance in a fine-grained way, to quantify the contribution from our pre-training task. We show in Figure 4 the fine-grained comparison results between ablation models **No.1**: *RBG w/o reader* and **No.3**: *RBG w/o pre-training + reader*. As we can see, the model with pre-training is better in most situations than that without pre-training. The human evaluation in Table 9 also indicates the effectiveness of our pre-training task to improve the factual correctness and relevance of the generated answer. We conjecture that the pre-training task of retrieval-augmented recovery can facilitate the downstream LFQA model to combine multiple pieces of evidence from dif-

Aspect	Prefer w/o pre-training	Prefer w/ pre-training	Tie
Fluency	40%	43%	17%
Relevance	20%	33%	47%
Correctness	23%	47%	30%

Table 9: Human evaluation results for RBG pre-training analysis on MS MARCO. The model with RAR pre-training has better generation performance in terms of relevance and correctness.

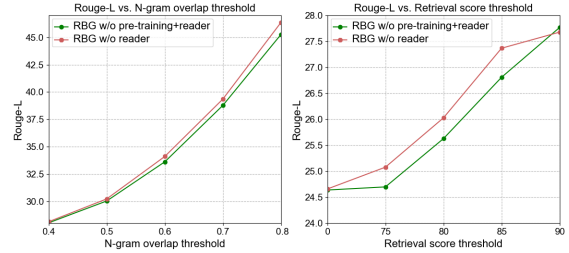


Figure 4: ROUGE-L versus Document retrieval performance for pre-training analysis.

ferent retrieved documents to generate the final answer.

5.4 Faithfulness analysis

Zero-shot on extractive QA tasks Inspired by previous work (Wang et al., 2020; Durmus et al., 2020) which leverage a Question Generation(QG) and a QA model to generate question answer pairs, to evaluate the faithfulness of a summary⁵, we propose to evaluate answer faithfulness via evaluation on two simpler open-domain QA datasets: NaturalQuestions (Kwiatkowski et al., 2019) and HotpotQA (Yang et al., 2018), which contain single-hop or multi-hop factual questions with golden answers ($\{(q_i, a_i^s)\}_{i=1}^m$) where a_i^s can be extracted from Wikipedia-based documents. We use the trained models (based on MS MARCO) in Table 1 to do zero-shot long-form answer generation for these two datasets $\{a_i^l = \text{Model}_{\text{ms}}(q_i)\}$, and measure the short-answer recall (the ratio of golden answer span a^s contained in the generated long answer a^l) as an estimation of faithfulness of the generated long-answer:

$$\text{Score}(q, a^s, a^l) = \frac{\sum_{i=1}^m \mathbb{1}[a_i^s \in a^l]}{m} \quad (16)$$

We show the results in Table 10. As we can see, our system achieves comparable performance with FiD on NQ, and it consistently outperforms other strong baselines on multi-hop dataset hotpotQA, indicating its capability in generating faithful answer especially on complex question that need to synthesis information. We also give concrete examples in Appendix E that show our model can generate more faithful snippets than FiD apart from automatic metrics.

Case Study To have a concrete understanding of the reader’s role to address faithfulness, we show two examples in Table 11. While both models use the same **ctxs**, **RBG w reader** generates a more

⁵They generate question answer pairs $\langle q, a_{sum} \rangle$ from the summary, and compare a_{sum} with the answer a_{sc} from source document for q , to evaluate faithfulness.

	NQ Recall	HotpotQA Recall
T5	4.76	7.20
BART-large	10.44	9.13
DPR+BART	16.37	11.57
FiD	43.93	22.94
RBG(ours)	43.93	23.36

Table 10: Faithfulness Analysis of the system generation quality via zero-shot evaluation on NQ (Kwiatkowski et al., 2019) and HotpotQA (Yang et al., 2018).

relevant answer, and **w/o reader** only gives some correct but unrelated statements (Case 1). The reader also contributes to generating more *faithful* answers, as shown in Case 2. However, we notice that there is one unfaithful statement, which hallucinates the 'second-oldest' as 'oldest'. This might be because of the property of our MRC model: it gives a high evidential score to one sentence, and weakening the importance of other sentences in the same document.

Question: what does abc stand for in liquor store?
w/o reader answer: ABC stores. A liquor store is a retail shop that predominantly sells prepackaged alcoholic beverages intended to be consumed off the store’s premises.or other similar terms.
w/ reader answer: ABC stands for Alcoholic Beverages Control (ABC Stores) and is a type of liquor store that is owned and operated exclusively by the state government, where liquor stores often sell only spirits or sometimes sell spirits and wine but not beer...
ctxs: [{text: ...In seventeen alcoholic beverage control (ABC) states, ...},..., {text:operated exclusively by the state government, where liquor stores often sell only spirits or sometimes sell spirits and wine but not beer., ...,because purchased liquor must be packaged in sealed bottles},..., {...}]
Question: dow jones industrial average please?
w/o reader answer: The Dow Jones Industrial Average (DJIA) is an index of 30 major U.S. stock indexes. The DJIA was created in 1896 by Charles Dow, a statistician and editor of The Wall Street Journal. The index was first published in the mid-1880s, and was last updated on May 26, 1896.
w/ reader answer: The Dow Jones Industrial Average (DJIA) is a stock market index that tracks the performance of the 30 largest U.S. industrial companies. It is owned by S&P Dow Jones Indices, which is majority owned by Standard & Poor’s Global. The Dow is the oldest and most famous of the Dow averages. It was created by Charles Dow in 1896.
ctxs: [{text:...,was originally published on February 16, 1885. ...The industrial average was first calculated on May 26, 1896..},..., {text:...It is the second-oldest U.S. market index after the Dow Jones Transportation Average. Currently owned by S&P Dow Jones Indices, which is majority owned by S&P Global.. },..., {...}]

Table 11: Examples from MS MARCO dataset. We **highlight** the sentences that have high evidential probability from the reader, and use **green** to mark out the unfaithful snippets.

6 Related work

Grounded generation is the task of leveraging external knowledge sources to enhance the gen-

eration. Previous work has either used *structured* external knowledge source (Liu et al., 2018; Young et al., 2018; Su et al., 2020a) or *unstructured* data. Zhou et al. (2018) introduced a document grounded dataset for text conversations, and Wu et al. (2021) proposed to extract lexical control phrases to do controllable grounded response generation, while Zhang et al. (2021) jointly trained a retriever and generator so that annotated text reference parallel data are not needed.

Open-domain QA is the task of answering general-domain questions (Chen et al., 2017), in which the evidence is usually not given. Models that explicitly exploit an external corpus are referred as *open-book* models (Roberts et al., 2020). They typically index the corpus and then *retrieve-and-read* to extract the answer span from documents (Chen et al., 2017; Lee et al., 2019; Izacard and Grave, 2021; Lewis et al., 2020b). Another recently proposed class of methods is *closed-book* QA models (Ye et al., 2020; Roberts et al., 2020). They fine-tune pre-trained language models such as T5 (Raffel et al., 2020) or BART (Lewis et al., 2020a) with QA pairs without access to any external knowledge or context.

Query driven multi-document summarization (QFMD) aims to generate a summary according to the query and the provided relevant document(s) (Tombros and Sanderson, 1998). Baumel et al. (2018) incorporated query relevance into a pre-trained abstractive summarizer, while Xu and Lapata (2020) and Su et al. (2020b) utilized QA models for sentence- or paragraph- level evidence ranking. Su et al. (2021) tried to improve the relevance of the summary by incorporating an answer relevance score for the source documents into the generation.

7 Conclusion

We propose a new end-to-end framework RBG that jointly models answer generation and machine reading to tackle the faithfulness issue in LFQA. Experiments on two LFQA datasets, ELI5 and MS MARCO, demonstrate the effectiveness of our method in comparison with strong baselines on automatic and human evaluation metrics. The detailed analysis further proves the competency of our method in generating fluent, relevant, and more faithful answers. We also propose to evaluate the factual correctness of LFQA model by answering questions of extractive QA tasks (e.g., Natural

Questions), which may be helpful to evaluate the faithfulness of LFQA model efficiently.

References

- Tal Baumel, Matan Eyal, and Michael Elhadad. 2018. Query focused abstractive summarization: Incorporating query relevance, multi-document coverage, and summary length constraints into seq2seq models. *arXiv preprint arXiv:1801.07704*.
- Danqi Chen, Adam Fisch, Jason Weston, and Antoine Bordes. 2017. Reading wikipedia to answer open-domain questions. In *Proceedings of the 55th Annual Meeting of the Association for Computational Linguistics (Volume 1: Long Papers)*, pages 1870–1879.
- Emily Dinan, Stephen Roller, Kurt Shuster, Angela Fan, Michael Auli, and Jason Weston. 2018. Wizard of wikipedia: Knowledge-powered conversational agents. In *International Conference on Learning Representations*.
- Matthew Dunn, Levent Sagun, Mike Higgins, V Ugur Guney, Volkan Cirik, and Kyunghyun Cho. 2017. Searchqa: A new q&a dataset augmented with context from a search engine. *arXiv preprint arXiv:1704.05179*.
- Esin Durmus, He He, and Mona Diab. 2020. Feqa: A question answering evaluation framework for faithfulness assessment in abstractive summarization. In *Proceedings of the 58th Annual Meeting of the Association for Computational Linguistics*, pages 5055–5070.
- Hady Elsahar, Pavlos Vougiouklis, Arslan Remaci, Christophe Gravier, Jonathon Hare, Frederique Laforest, and Elena Simperl. 2018a. T-rex: A large scale alignment of natural language with knowledge base triples. In *Proceedings of the Eleventh International Conference on Language Resources and Evaluation (LREC 2018)*.
- Hady Elsahar, Pavlos Vougiouklis, Arslan Remaci, Christophe Gravier, Jonathon Hare, Frederique Laforest, and Elena Simperl. 2018b. T-rex: A large scale alignment of natural language with knowledge base triples. In *Proceedings of the Eleventh International Conference on Language Resources and Evaluation (LREC 2018)*.
- Angela Fan, Yacine Jernite, Ethan Perez, David Grangier, Jason Weston, and Michael Auli. 2019. Eli5: Long form question answering. In *Proceedings of the 57th Annual Meeting of the Association for Computational Linguistics*, pages 3558–3567.
- Adam Fisch, Alon Talmor, Robin Jia, Minjoon Seo, Eunsol Choi, and Danqi Chen. 2019. **MRQA 2019 shared task: Evaluating generalization in reading comprehension**. In *Proceedings of the 2nd Workshop on Machine Reading for Question Answering*, pages 1–13, Hong Kong, China. Association for Computational Linguistics.
- Joseph L Fleiss. 1971. Measuring nominal scale agreement among many raters. *Psychological bulletin*, page 378.
- Kelvin Guu, Kenton Lee, Zora Tung, Panupong Pasupat, and Ming-Wei Chang. 2020. Realm: Retrieval-augmented language model pre-training. *arXiv preprint arXiv:2002.08909*.
- Gautier Izacard and Édouard Grave. 2021. Leveraging passage retrieval with generative models for open domain question answering. In *Proceedings of the 16th Conference of the European Chapter of the Association for Computational Linguistics: Main Volume*, pages 874–880.
- Mandar Joshi, Danqi Chen, Yinhan Liu, Daniel S Weld, Luke Zettlemoyer, and Omer Levy. 2020. Spanbert: Improving pre-training by representing and predicting spans. *Transactions of the Association for Computational Linguistics*, 8:64–77.
- Mandar Joshi, Eunsol Choi, Daniel Weld, and Luke Zettlemoyer. 2017. **Triviaqa: A large scale distantly supervised challenge dataset for reading comprehension**. *Proceedings of the 55th Annual Meeting of the Association for Computational Linguistics (Volume 1: Long Papers)*.
- Vladimir Karpukhin, Barlas Oguz, Sewon Min, Patrick Lewis, Ledell Wu, Sergey Edunov, Danqi Chen, and Wen-tau Yih. 2020. Dense passage retrieval for open-domain question answering. In *Proceedings of the 2020 Conference on Empirical Methods in Natural Language Processing (EMNLP)*, pages 6769–6781.
- Daniel Khashabi, Amos Ng, Tushar Khot, Ashish Sabharwal, Hannaneh Hajishirzi, and Chris Callison-Burch. 2021. Gooaq: Open question answering with diverse answer types. *arXiv preprint arXiv:2104.08727*.
- Diederik P Kingma and Jimmy Ba. 2014. Adam: A method for stochastic optimization. *arXiv preprint arXiv:1412.6980*.
- Kalpesh Krishna, Aurko Roy, and Mohit Iyyer. 2021. Hurdles to progress in long-form question answering. In *Proceedings of the 2021 Conference of the North American Chapter of the Association for Computational Linguistics: Human Language Technologies*, pages 4940–4957.
- Tom Kwiatkowski, Jennimaria Palomaki, Olivia Redfield, Michael Collins, Ankur Parikh, Chris Alberti, Danielle Epstein, Illia Polosukhin, Jacob Devlin, Kenton Lee, et al. 2019. Natural questions: A benchmark for question answering research. *Transactions of the Association for Computational Linguistics*, 7:452–466.

- J Richard Landis and Gary G Koch. 1977. The measurement of observer agreement for categorical data. *biometrics*.
- Kenton Lee, Ming-Wei Chang, and Kristina Toutanova. 2019. Latent retrieval for weakly supervised open domain question answering. In *Proceedings of the 57th Annual Meeting of the Association for Computational Linguistics*, pages 6086–6096.
- Omer Levy, Minjoon Seo, Eunsol Choi, and Luke Zettlemoyer. 2017. Zero-shot relation extraction via reading comprehension. In *Proceedings of the 21st Conference on Computational Natural Language Learning (CoNLL 2017)*, pages 333–342.
- Mike Lewis, Yinhan Liu, Naman Goyal, Marjan Ghazvininejad, Abdelrahman Mohamed, Omer Levy, Veselin Stoyanov, and Luke Zettlemoyer. 2020a. Bart: Denoising sequence-to-sequence pre-training for natural language generation, translation, and comprehension. In *Proceedings of the 58th Annual Meeting of the Association for Computational Linguistics*, pages 7871–7880.
- Patrick Lewis, Ethan Perez, Aleksandra Piktus, Fabio Petroni, Vladimir Karpukhin, Naman Goyal, Heinrich Küttler, Mike Lewis, Wen-tau Yih, Tim Rocktäschel, Sebastian Riedel, and Douwe Kiela. 2020b. Retrieval-augmented generation for knowledge-intensive nlp tasks. In *Advances in Neural Information Processing Systems*, volume 33, pages 9459–9474. Curran Associates, Inc.
- C-Y LIN. 2004. Rouge: A package for automatic evaluation of summaries. In *Proc. of Workshop on Text Summarization Branches Out, Post Conference Workshop of ACL 2004*.
- Shuman Liu, Hongshen Chen, Zhaochun Ren, Yang Feng, Qun Liu, and Dawei Yin. 2018. Knowledge diffusion for neural dialogue generation. In *Proceedings of the 56th Annual Meeting of the Association for Computational Linguistics (Volume 1: Long Papers)*, pages 1489–1498.
- Donald Metzler, Yi Tay, Dara Bahri, and Marc Najork. 2021. Rethinking search: Making experts out of dilettantes. *arXiv preprint arXiv:2105.02274*.
- Reiichiro Nakano, Jacob Hilton, Suchir Balaji, Jeff Wu, Long Ouyang, Christina Kim, Christopher Hesse, Shantanu Jain, Vineet Kosaraju, William Saunders, et al. 2021. Webgpt: Browser-assisted question-answering with human feedback. *arXiv preprint arXiv:2112.09332*.
- Tri Nguyen, Mir Rosenberg, Xia Song, Jianfeng Gao, Saurabh Tiwary, Rangan Majumder, and Li Deng. 2016. Ms marco: A human generated machine reading comprehension dataset. In *CoCo@ NIPS*.
- Fabio Petroni, Patrick Lewis, Aleksandra Piktus, Tim Rocktäschel, Yuxiang Wu, Alexander H Miller, and Sebastian Riedel. 2020. How context affects language models’ factual predictions.
- Fabio Petroni, Aleksandra Piktus, Angela Fan, Patrick Lewis, Majid Yazdani, Nicola De Cao, James Thorne, Yacine Jernite, Vladimir Karpukhin, Jean Maillard, et al. 2021. Kilt: a benchmark for knowledge intensive language tasks. In *Proceedings of the 2021 Conference of the North American Chapter of the Association for Computational Linguistics: Human Language Technologies*, pages 2523–2544.
- Colin Raffel, Noam Shazeer, Adam Roberts, Katherine Lee, Sharan Narang, Michael Matena, Yanqi Zhou, Wei Li, and Peter J Liu. 2020. Exploring the limits of transfer learning with a unified text-to-text transformer. *Journal of Machine Learning Research*, 21:1–67.
- Pranav Rajpurkar, Jian Zhang, Konstantin Lopyrev, and Percy Liang. 2016. Squad: 100, 000+ questions for machine comprehension of text. In *EMNLP*.
- Adam Roberts, Colin Raffel, and Noam Shazeer. 2020. How much knowledge can you pack into the parameters of a language model? In *Proceedings of the 2020 Conference on Empirical Methods in Natural Language Processing (EMNLP)*, pages 5418–5426.
- Dan Su, Yan Xu, Wenliang Dai, Ziwei Ji, Tiezheng Yu, and Pascale Fung. 2020a. Multi-hop question generation with graph convolutional network. In *Proceedings of the 2020 Conference on Empirical Methods in Natural Language Processing: Findings*, pages 4636–4647.
- Dan Su, Yan Xu, Genta Indra Winata, Peng Xu, Hyeondey Kim, Zihan Liu, and Pascale Fung. 2019. Generalizing question answering system with pre-trained language model fine-tuning. In *Proceedings of the 2nd Workshop on Machine Reading for Question Answering*, pages 203–211, Hong Kong, China. Association for Computational Linguistics.
- Dan Su, Yan Xu, Tiezheng Yu, Farhad Bin Siddique, Elham Barezi, and Pascale Fung. 2020b. Cairecovid: A question answering and query-focused multi-document summarization system for covid-19 scholarly information management. In *Proceedings of the 1st Workshop on NLP for COVID-19 (Part 2) at EMNLP 2020*.
- Dan Su, Tiezheng Yu, and Pascale Fung. 2021. Improve query focused abstractive summarization by incorporating answer relevance. In *Findings of the Association for Computational Linguistics: ACL-IJCNLP 2021*, pages 3124–3131, Online. Association for Computational Linguistics.
- James Thorne, Andreas Vlachos, Christos Christodoulopoulos, and Arpit Mittal. 2018. Fever: a large-scale dataset for fact extraction and verification. In *Proceedings of the 2018 Conference of the North American Chapter of the Association for Computational Linguistics: Human Language Technologies, Volume 1 (Long Papers)*, pages 809–819.

- Anastasios Tombros and Mark Sanderson. 1998. Advantages of query biased summaries in information retrieval. In *Proceedings of the 21st annual international ACM SIGIR conference on Research and development in information retrieval*, pages 2–10.
- Adam Trischler, Tong Wang, Xingdi Yuan, Justin Harris, Alessandro Sordani, Philip Bachman, and Kaheer Suleman. 2017. Newsqa: A machine comprehension dataset. In *Proceedings of the 2nd Workshop on Representation Learning for NLP*, pages 191–200.
- Alex Wang, Kyunghyun Cho, and Mike Lewis. 2020. Asking and answering questions to evaluate the factual consistency of summaries. *Proceedings of the 58th Annual Meeting of the Association for Computational Linguistics*.
- Zeqiu Wu, Michel Galley, Chris Brockett, Yizhe Zhang, Xiang Gao, Chris Quirk, Rik Koncel-Kedziorski, Jianfeng Gao, Hannaneh Hajishirzi, Mari Ostendorf, et al. 2021. A controllable model of grounded response generation. In *Proceedings of the AAAI Conference on Artificial Intelligence*, volume 35, pages 14085–14093.
- Yumo Xu and Mirella Lapata. 2020. Coarse-to-fine query focused multi-document summarization. In *Proceedings of the 2020 Conference on Empirical Methods in Natural Language Processing (EMNLP)*, pages 3632–3645.
- Zhilin Yang, Peng Qi, Saizheng Zhang, Yoshua Bengio, William Cohen, Ruslan Salakhutdinov, and Christopher D Manning. 2018. Hotpotqa: A dataset for diverse, explainable multi-hop question answering. In *Proceedings of the 2018 Conference on Empirical Methods in Natural Language Processing*, pages 2369–2380.
- Qinyuan Ye, Belinda Z Li, Sinong Wang, Benjamin Bolte, Hao Ma, Wen-tau Yih, Xiang Ren, and Madihan Khabsa. 2020. Studying strategically: Learning to mask for closed-book qa. *arXiv preprint arXiv:2012.15856*.
- Tom Young, Erik Cambria, Iti Chaturvedi, Hao Zhou, Subham Biswas, and Minlie Huang. 2018. Augmenting end-to-end dialogue systems with common-sense knowledge. In *Thirty-Second AAAI Conference on Artificial Intelligence*.
- Yizhe Zhang, Siqi Sun, Xiang Gao, Yuwei Fang, Chris Brockett, Michel Galley, Jianfeng Gao, and Bill Dolan. 2021. Joint retrieval and generation training for grounded text generation. *arXiv preprint arXiv:2105.06597*.
- Kangyan Zhou, Shrimai Prabhumoye, and Alan W Black. 2018. A dataset for document grounded conversations. In *Proceedings of the 2018 Conference on Empirical Methods in Natural Language Processing*, pages 708–713.

A Implementation details

We initialize our generation models with the pre-trained *BART-large* models (Lewis et al., 2020a), available in the HuggingFace⁶ Transformers library. Our reader models was initiated from SpanBERT(base&cased), from Facebook Github⁷, and further fine-tuned on MRQA datasets for 4 epochs, using the default fine-tuning configurations. Our RBG is trained using Adam (Kingma and Ba, 2014) with a constant learning rate of 5e-5 and weight decay at 0.01. We train the model for 50k gradient steps, with a batch size of 4, using 8 Tesla V100 32Gb. We evaluate the models every 500 steps and select the best one on the validation set (1/8 of the evaluation set) based on the Rouge score. The maximum source document length is set to 300, and the target sequence length is set to 300. During inference, we use beam search with beam size of 4.

B Document retriever model details

As the question/answers in LFQA may cover different domains and topics, we use a multi-task variant of DPR to guarantee the retrieval performance. The retriever is trained jointly on the union of all knowledge-intensive training data in KILT benchmark (Petroni et al., 2021), including TrivaQA (Joshi et al., 2017), kwiatkowski2019naturalquestion (Kwiatkowski et al., 2019), HotpotQA (Yang et al., 2018), Fever (Thorne et al., 2018), zsRE (Levy et al., 2017), AY2, T-REx (Elsahar et al., 2018b) and WoW (Dinan et al., 2018).

C Human evaluation setup and analysis

Basic setup As shown in Table 12, we sample 50 questions for each comparison and assign 3 annotators for each generated answer, which brings a workload of 450 judgments on model preference for each evaluation aspect. This process takes large amounts of energy and time considering the difficulty and challenges of factual-related annotation. We sample 10 questions from each of five development subsets corresponding to 5 levels of answer-passage overlap, which is a stratified sampling strategy. The answer position of each model is randomly shuffled to reduce the bias of position preference. 15 participants in our human evaluation

⁶github.com/huggingface/transformers

⁷<https://github.com/facebookresearch/SpanBERT>

are all researchers or students in computer science who speak and read English well.

Comparison	#Questions	#Annotators/answer
RBG vs. FiD	50	3
Reader analysis	50	3
Pre-training analysis	50	3

Table 12: Details of human evaluation for three comparisons.

Scoring setup We ask each annotator to select a score from $\{1,2,3\}$ for each generated answer in terms of three aspects: *fluency*, *relevance* and *factual correctness*. During scoring, the annotators are asked to preserve the relative better-or-not relationship between two models as much as possible. In particular, for the metric of factual correctness, the annotators check the correctness of all factual statements involved in a generated answer by referring to Wikipedia (EN), other web pages and the golden answer. The answer with significantly fewer factual errors will get a higher score on factual correctness. We show cases in Table 16 to demonstrate how the annotator evaluate three aspects in our experiment.

Statistical analysis We present the agreement among annotators on model preference in Table 13 by calculating the Fleiss Kappa (Fleiss, 1971) as the inter-rater consistency. The RBG vs. FiD comparison achieves better annotation agreement than other two ablation comparisons, maybe because RBG integrates both two of our contributions to improve the answer quality. In the comparison of RBG vs. FiD, annotators achieve a “moderate agreement” on the aspect of correctness and “fair agreement” on relevance (Landis and Koch, 1977). Annotators achieve best agreements on fluency in all comparisons. It’s more difficult to achieve a high degree of annotation consistency on factual correctness and relevance than fluency due to complicated facts involved in the generated answer. Therefore, we recommend taking preferred ratio as the core metric for factual-related evaluation following (Krishna et al., 2021; Nakano et al., 2021). We also present score variance of four models involved in human evaluation in Table 14. It’s natural that the fluency score has the smallest variance while the difficult-to-annotate correctness has largest variance.

Comparison	fluency	relevance	correctness
RBG vs. FiD	0.65	0.33	0.47
Reader analysis	0.55	0.12	0.06
Pre-training analysis	0.62	0.16	0.08

Table 13: Agreement analysis for three comparisons in terms of three aspects. We use Fleiss Kappa (Fleiss, 1971) to measure the agreement degree between annotators. The score range of $[0,0.2]$ corresponds to slight agreement, $[0.2,0.4]$ corresponds to fair agreement and $[0.4,0.6]$ corresponds to moderate agreement (Landis and Koch, 1977).

Comparison	fluency	relevance	correctness
RBG	0.14	0.33	0.46
RBG w/o reader	0.22	0.34	0.48
RBG w/o pre-training	0.16	0.26	0.45
RBG w/o reader+pre-training	0.28	0.42	0.64

Table 14: Score variance of four models involved in human evaluation.

D Number of retrieved documents on Generation Quality

We also investigate the effects of number of retrieved documents k , on the answer generation quality. As we can see in Table 15, the generation quality in terms of ROUGE-L and F1, do not further improve as the number of k increases, and the best performance are obtained when $k = 10$ in our case.

E Case of zero-shot experiments on NQ and HotpotQA

In addition to automatic evaluation on the two datasets, we also show concrete examples to give a better understanding. As we can see in Table 17, **BART** tends to generate unfaithful answers as it lacks of external knowledge related to the specific question, and **DPR + BART** produces somewhat faithful but irrelevant answers, while **FiD** performs much better but still with partially unfaithful generations. In comparison, our **RBG** can generate more fluent, specific and factually accurate responses.

ndocs	ROUGE-L	F1
5	24.63	27.29
10	24.72	27.52
20	24.39	26.68
50	23.43	25.94

Table 15: Generation performance versus the number of retrieved documents of our model on MS MARCO (Nguyen et al., 2016).

Question	Generated answer	f	r	c
effects of hyperthyroidism	Model1: Hyperthyroidism is a condition in which the thyroid gland produces too much thyroid hormone. The thyroid gland is a butterfly-shaped gland located in the neck. It is the only gland in the body that is responsible for the production of thyroid hormone, which helps regulate the body's metabolism.	3	1	3
	Model2: Hyperthyroidism is a condition in which the thyroid gland produces too much thyroid hormone. This can cause the body to produce more thyroid hormone than it needs. This causes the thyroid to over-produce thyroid hormone, which can lead to a number of symptoms, including: 1 Weight gain. 2 Nausea. 3 Fatigue. 4 Vomiting.	3	3	3
where is cabo de hornos	Model1: Cabo de Hornos is the southern tip of South America's Cape Horn Archipelago. It is the largest island in the Pacific Ocean and is the only island in South America with a population of more than 2,000,000 inhabitants. The island is also the world's second-largest island in terms of land area, with a total area of 1,826 square miles (4,926 square kilometers).	3	2	1
	Model2: Cabo de Hornos, Chile. Cabo de Hanoque, also known as Cape Horn, is the southern tip of South America. It is located in the south of Tierra del Fuego archipelago, in the Antártica Province, Magallanes Region. The municipality of Cabo De Hornos is the capital of the province of Puerto Williams.	3	3	3

Table 16: Cherry-picked scoring cases by annotators in our human evaluation. f, r, and c respect fluency, relevance and correctness respectively. We use green to mark out factual incorrect snippets the annotator finds. The first case shows how annotators distinguish different levels of relevance and the second case shows that of factual correctness.

<p>Question (from NQ): what are the ranks in the us navy?</p> <p>Gold Answer: ["E-8s senior chief petty officer", "E-9s master chief petty officer"]</p> <p>BART: (?) Navy ranks in the U.S. Navy. The Navy ranks are as follows: 1 Master Chief Petty Officer (MOS) a non-commissioned officer in the Navy. 2 Master Sergeant (MS), a Master Sergeant in the Marine Corps. 3 Sergeant Major (SSM), a Sergeant Major in the Air Force.</p> <p>DPR-BART: (?) The U.S. Navy is a branch of the United States Armed Forces. The Navy is made up of the Navy, Marine Corps, Air Force, Coast Guard, and Coast Guard.</p> <p>FiD: (*) The U.S. Navy is a branch of the United States Armed Forces. The rank system of the Navy consists of three categories: junior officers, senior officers, and flag officers. Junior officers are those officers in pay grades O-1 to O-4, while senior officers are the ones with pay grades of O-5 and O-6. Senior officers have pay grades ranging from O-7 to E-9. Flag officers have a pay grade ranging from E-5 to E9.</p> <p>RBG(ours): The U.S. Navy ranks are divided into three categories: junior officers, senior officers, and flag officers. Junior officers are officers in pay grades O-1 to O-4, while senior officers are those in pay grades O-5 and O-6. Flag officers serve either as a line officer or as a staff corps officer.</p>
<p>Question (from HotpotQA): Which French ace pilot and adventurer fly L'Oiseau Blanc?</p> <p>Gold Answer:["Charles Eugène"]</p> <p>BART: (?) L'oiseau Blanc is a French aviator and aviator who flew the L'Oiseau blanc. He is best known for being the first aviator to fly it.</p> <p>DPR-BART: (?) L'oiseau Blanc l'oiseau blanc (French: The White Bird) was a French Levasseur PL.8 biplane that disappeared in the early morning hours of April 1, 2014. The plane was a Levassellseur PL.8 Biplane that vanished in the morning of April 2, 2014, after being piloted by an adventurer pilot and adventurer pilot..</p> <p>FiD: (*) On May 8, 1927, Charles Nungesser and Francois Coli took off from Paris on the L'Oiseau Blanc, a Levasseur PL.8 biplane that had been designed by Charles Nongesser, a French ace pilot and aviator, to fly from Paris to New York City in the Orteig Prize.</p> <p>RBG(ours): On May 8, 1927, Charles Nungesser and Francois Coli boarded L'Oiseau blanc, a 450-hp Lorraine-powered Levasseur biplane designed to compete for the Orteig Prize. They took off from Paris on 8 May 1927 and were last seen over Ireland. Less than two weeks later, Charles Lindbergh successfully made the New York-Paris journey and claimed the prize in the Spirit of St. Louis.</p>

Table 17: Examples of the zero-shot long-form answers on the NQ (Kwiatkowski et al., 2019) and HotpotQA (Yang et al., 2018) datasets. RBG model generates more fluent, specific and factually accurate responses. '?' indicates factually incorrect/irrelevant responses; * indicates partially correct responses. We use the green to mark out the unfaithful snippets.