

# Impact of the interference between the $1^{--}$ resonance and continuum amplitudes on the branching fraction measurement

Y. P. Guo\*

*Fudan University, Shanghai 200433, People's Republic of China*

C. Z. Yuan†

*Institute of High Energy Physics, Beijing 100049, People's Republic of China*

(Dated: May 29, 2025)

arXiv:2203.00244v1 [hep-ph] 1 Mar 2022

## Abstract

The measurement of the branching fraction of a heavy quarkonium decaying into light hadronic final state at  $e^+e^-$  colliders are revisited. The irreducible background contributions from the continuum amplitude and its interference with the resonance amplitude become more and more significant as the precision of experimental measurements improves. While the former can be easily subtracted with data taken off the resonance peak, the latter depends on the relative size and phase between the resonance and continuum amplitudes. The exact formula of the ratio of the interference term with respect to the resonance term  $r_R$  and the ratio to the continuum term  $r_c$  are investigated. For narrow resonances,  $r_R$  could be as large as a few percent, and for broad resonances, both  $r_R$  and  $r_c$  could be large. The interference effect is crucial for measurements of the branching fractions aiming at percent level or better precision and needs to be measured or estimated properly.

## I. INTRODUCTION

Heavy quarkonium is a multi-scale system which can be used to probe all regimes of quantum chromodynamics (QCD) [1], thus it provides an ideal test ground for our understanding of QCD. The verification can be done by comparing various observables predicted by theory and measured by experiment. One of such observables is the hadronic decay width or equivalently the hadronic decay branching fraction which can be examined to find the patterns and properties of the quarkonium decays. The hadronic decay of heavy quarkonium can be factorized as a product of perturbative coefficients and non-perturbative matrix elements [2] and can in principle be calculated theoretically with some inputs from experimental measurements. However, rigorous calculations of exclusive decays are still very limited, and many of the studies of the quarkonium decays are based on phenomenological models and observations in experimental data.

An example of the quarkonia decay patterns is the long-standing puzzle in charmonium sector, namely, the “ $\rho-\pi$  puzzle”. It is observed by comparing the branching fractions of  $J/\psi$  and  $\psi(2S)$  decay into the same light hadronic final states. In perturbative QCD (pQCD), the

---

\* guoyp@fudan.edu.cn

† yuancz@ihep.ac.cn

ratio  $Q^f = \mathcal{B}[\psi(2S) \rightarrow f]/\mathcal{B}[J/\psi \rightarrow f]$  is predicted to be  $Q^f = \mathcal{B}[\psi(2S) \rightarrow e^+e^-]/\mathcal{B}[J/\psi \rightarrow e^+e^-] \approx 12\%$  [3]. Violation of this “12% rule” was first observed by the Mark II experiment in  $\rho\pi$  and  $K^*\bar{K}$  decay modes [4], and was confirmed by other experiments in more vector-pseudoscalar (VP) decay modes as well as vector-tensor (VT) decay modes [5]. The puzzle keeps unresolved although many theoretical explanations are proposed [6]. Similar rule for the ratio  $Q_\Upsilon^f = \mathcal{B}[\Upsilon(2S) \rightarrow f]/\mathcal{B}[\Upsilon(1S) \rightarrow f] = \mathcal{B}[\Upsilon(2S) \rightarrow e^+e^-]/\mathcal{B}[\Upsilon(1S) \rightarrow e^+e^-] = 0.77$  is expected, the test of  $Q_\Upsilon$  from measurements is inconclusive [7–9].

Experimentally, the branching fractions can be measured in  $e^+e^-$  and  $p\bar{p}$  annihilation experiments, two-photon reactions, or heavier meson decays. Among them, the  $e^+e^-$  annihilation experiments are the most important contributor as they provide clean experimental environment and the vector heavy quarkonia can be produced at rest with enormous amount. The hadronic decays of the charmonium states were measured with data samples collected by the CLEOc and BESII experiments, as well as the  $B$ -factories, the typical precision is a few tens percent [10]. The hadronic decays of  $\Upsilon(1S)$  and  $\Upsilon(2S)$  were measured by the Belle experiment and data taken with the CLEO III detector [11], the best precision is several percent. At the current running  $e^+e^-$  colliders, the BESIII and Belle II experiments, 10 billion  $J/\psi$  events and 3 billion  $\psi(2S)$  events have been accumulated, 20  $\text{fb}^{-1}$   $\psi(3770)$  data are expected before 2024 [12], and  $\sim 500 \text{fb}^{-1}$  data for each vector bottomonium state are planned [13]. The sizes of the data samples are a few tens or hundreds times larger than those used in previous measurements. With these massive data samples, the hadronic decays of heavy quarkonia can be measured with much improved precision.

The branching fractions of hadronic decays measured in  $e^+e^-$  colliders have an unavoidable background contribution, i.e., the continuum process produced directly from  $e^+e^-$  annihilation without going through a resonance,  $e^+e^- \rightarrow \gamma^* \rightarrow f$ . The signal events observed from an experiment contain contributions from both resonance decays and continuum production, and more importantly, the interference between them. The importance of the continuum amplitude and the interference effect has been pointed out in Ref. [14], but in most of the measurements, this was not taken into account properly. In principle, to measure the branching fraction of a resonance decaying into a certain final state, one needs to determine the cross section of continuum production of this final state together with the relative phase between the two amplitudes. This can only be realized by measuring the cross sections at at least three energies around the resonance peak since we donot have reliable

theoretical or experimental knowledge on the continuum cross section or the relative phase for any hadronic final state. However this was not done in previous experiments. For most cases where the continuum contribution was considered, it was estimated by using data samples taken off the resonance and subtracted without considering the interference effect, and the possible bias due to the missing interference term was not included in the systematic uncertainties. While this may be neglected in old-generation experiments it is not suitable anymore in high precision measurements since the effect could be larger than many other sources of systematic uncertainties.

In this paper, we first revisit the cross section formula for a hadronic final state produced in an  $e^+e^-$  collider at a resonance peak, then we discuss quantitatively the importance of the continuum contribution and its interference with the resonance contribution in the branching fraction measurement. Finally additional experimental effects from radiative correction and beam energy spread which are neglected in the main discussion will be addressed.

## II. PRODUCTION OF A HADRONIC FINAL STATE IN $e^+e^-$ EXPERIMENT

A hadronic final state in  $e^+e^-$  colliders in the vicinity of a resonance is produced via the coherent sum of two amplitudes. If we use  $a_c^f(s)$  to denote the amplitude of the continuum production for a certain exclusive final state  $f$ , and  $a_R^f(s)$  the amplitude of resonance decays, the dressed cross section can be written as

$$\sigma_{\text{tot}}^f(s) = |a_c^f(s) + e^{i\varphi} \cdot a_R^f(s)|^2 \equiv \sigma_c^f(s) + \sigma_R^f(s) + \sigma_{\text{int}}^f(s), \quad (1)$$

where  $\sqrt{s}$  is the center-of-mass (c.m.) energy and  $\varphi$  is the relative phase between the continuum and resonance amplitudes. We use  $\sigma_c^f(s) = |a_c^f(s)|^2$ ,  $\sigma_R^f(s) = |a_R^f(s)|^2$ , and  $\sigma_{\text{int}}^f(s)$  to denote the cross sections of the continuum process, the resonance process, and the interference term, respectively. The resonance amplitude  $a_R^f(s)$  is parameterized as

$$a_R^f(s) = \frac{\sqrt{12\pi\Gamma_{ee}\Gamma\mathcal{B}_f}}{s - M^2 + iM\Gamma}, \quad (2)$$

where  $M$  and  $\Gamma$  are the mass and total width of the resonance, respectively,  $\Gamma_{ee}$  is the partial width of  $R \rightarrow e^+e^-$  mode, and  $\mathcal{B}_f$  is the branching fraction of  $R \rightarrow f$ . Inserting Eq. (2)

into Eq. (1), the cross section is expanded as

$$\sigma_{\text{tot}}^f(s) = \sigma_c^f(s) + \frac{12\pi\Gamma_{ee}\Gamma\mathcal{B}_f}{(s-M^2)^2 + M^2\Gamma^2} + 2\frac{\sqrt{\sigma_c^f(s)}\sqrt{12\pi\Gamma_{ee}\Gamma\mathcal{B}_f}}{(s-M^2)^2 + M^2\Gamma^2}[(s-M^2)\cos\varphi + M\Gamma\sin\varphi], \quad (3)$$

the third term in the right side is the cross section of the interference term. If the data sample is taken at the energy of the resonance mass, i.e.,  $s = M^2$ , Eq. (3) can be simplified as

$$\sigma_{\text{tot}}^f(s) = \sigma_c^f(s) + \frac{12\pi\mathcal{B}_{ee}\mathcal{B}_f}{M^2} + 2\frac{\sqrt{\sigma_c^f(s)}\sqrt{12\pi\mathcal{B}_{ee}\mathcal{B}_f}}{M}\sin\varphi, \quad (4)$$

where  $\mathcal{B}_{ee} = \Gamma_{ee}/\Gamma$  is the branching fraction of  $R \rightarrow e^+e^-$ .

Starting from Eq. (4), we define two ratios,  $r_R$  and  $r_c$ , representing the ratio of cross section from interference term with respect to the resonance term and continuum term, respectively,

$$r_R \equiv \frac{\sigma_{\text{int}}^f(s)}{\sigma_R^f(s)} = \frac{2}{\hbar c}\sqrt{\frac{\sigma_c^f(s)}{\mathcal{B}_f}}\frac{M}{\sqrt{12\pi\mathcal{B}_{ee}}}\sin\varphi \equiv \frac{2}{\hbar c}AB\sin\varphi, \quad (5)$$

$$r_c \equiv \frac{\sigma_{\text{int}}^f(s)}{\sigma_c^f(s)} = 2\hbar c\sqrt{\frac{\mathcal{B}_f}{\sigma_c^f(s)}}\frac{\sqrt{12\pi\mathcal{B}_{ee}}}{M}\sin\varphi \equiv 2\hbar cA^{-1}B^{-1}\sin\varphi. \quad (6)$$

The factor  $A = \sqrt{\frac{\sigma_c^f(s)}{\mathcal{B}_f}}$  can be calculated once the cross section of the continuum process and the branching fraction are measured, and the factor  $B = \frac{M}{\sqrt{12\pi\mathcal{B}_{ee}}}$  is a constant depending on the resonance parameters. Usually the cross section is measured in unit of barn and  $M$  in unit of GeV, so the conversion constant  $\hbar c$  is added in the denominator (numerator) for  $r_R$  ( $r_c$ ). From the above equations, it is obvious that the magnitudes of the ratios reach maxima when the relative phase  $\varphi$  is  $\pm 90^\circ$ . The dependence of  $r_R^{\text{max}}$  and  $r_c^{\text{max}}$  on  $A$  is shown in Fig. 1 for narrow resonances and broad resonances separately.

### III. NARROW RESONANCES

For resonances with masses below the open heavy flavor threshold, such as  $J/\psi$ ,  $\psi(2S)$ ,  $\Upsilon(1S)$ ,  $\Upsilon(2S)$ , and  $\Upsilon(3S)$ , they are narrow and the production cross section in  $e^+e^-$  collision is much larger than the continuum cross section. Using the  $M$ ,  $\Gamma$ , and  $\Gamma_{ee}$  values from PDG [11], the total cross sections for the five resonances at peak positions can be calculated

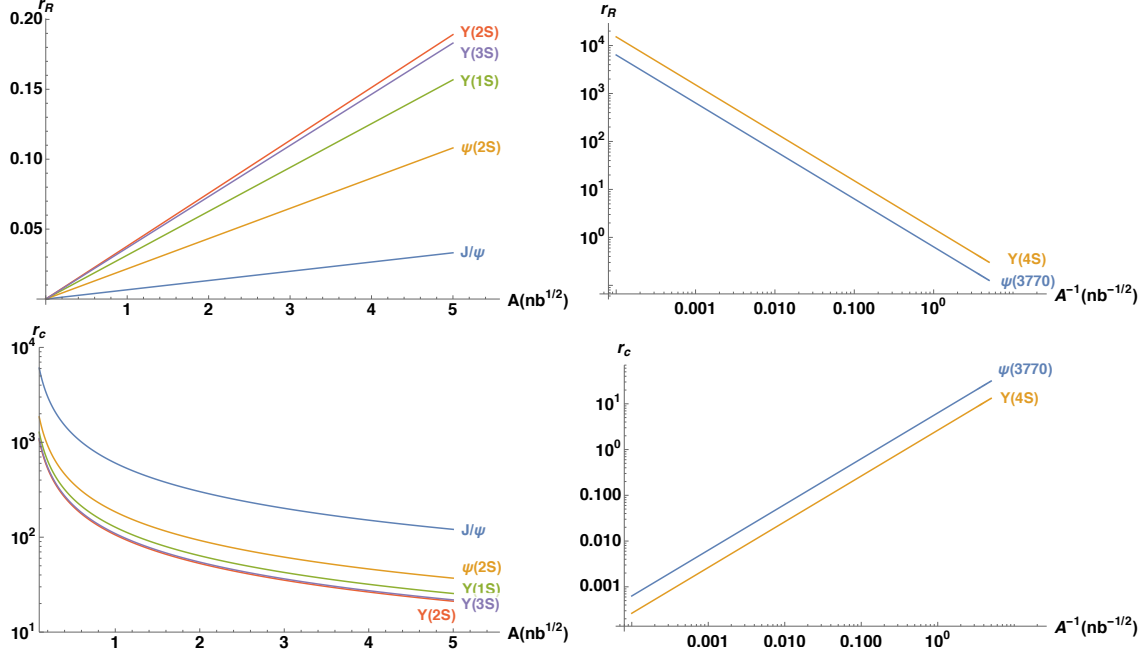


FIG. 1. The dependence of  $r_R^{\max}$  (top) and  $r_c^{\max}$  (bottom) on  $A$  for different resonances. The left column shows the result for narrow resonances where the  $x$ -axis is set to  $A$  and the right column shows the result for broad resonances where the  $x$ -axis is set to  $A^{-1}$ .

with

$$\sigma_R(s) = \frac{12\pi\Gamma_{ee}\Gamma}{(s - M)^2 + M^2\Gamma^2} = \frac{12\pi\mathcal{B}_{ee}}{M^2}. \quad (7)$$

The inclusive hadronic cross sections from continuum process can be obtained by using  $\mathcal{R}$  value  $\mathcal{R}(s) = \sigma(e^+e^- \rightarrow hadrons)/\sigma(e^+e^- \rightarrow \mu^+\mu^-)$  and  $\sigma(e^+e^- \rightarrow \mu^+\mu^-) = (4\pi\alpha^2)/(3s)$ . With the  $\mathcal{R}$  values from the latest BESIII measurement in the vicinity of the  $J/\psi$  and  $\psi(2S)$  [15], and from PDG for  $\Upsilon(1S)$ ,  $\Upsilon(2S)$ , and  $\Upsilon(3S)$  [11], the inclusive hadronic cross sections at the five resonance peak positions are calculated and listed in Table I, together with the cross sections from resonances and the factor  $B$  in Eq. (5). The absolute value of  $\sigma_c$  is three or four orders of magnitude smaller than  $\sigma_R$ , while  $\sigma_{\text{int}}$  can be sizeable depending on the relative phase  $\varphi$  as will be shown in the following example. So for narrow resonances,  $r_R$  will be used to characterize the size of the interference effect.

In the following we show the branching fraction measurement of  $J/\psi$  and  $\psi(2S) \rightarrow \Lambda\bar{\Lambda}$  as an example, where  $\sigma_c^f(s)$  at the energy of resonance mass is estimated by using off-resonance data samples. The branching fractions of  $J/\psi \rightarrow \Lambda\bar{\Lambda}$  and  $\psi(2S) \rightarrow \Lambda\bar{\Lambda}$  were reported by the BESIII experiment using  $1.3 \times 10^9$   $J/\psi$  and  $4.5 \times 10^8$   $\psi(2S)$  events, respectively [16].

TABLE I. The cross sections of the resonances ( $\sigma_R$ ), the continuum process ( $\sigma_c$ ), and the factor  $B$  at the resonance peak positions.

$\sqrt{s}$ (GeV)	$M_{J/\psi}$	$M_{\psi(2S)}$	$M_{\Upsilon(1S)}$	$M_{\Upsilon(2S)}$	$M_{\Upsilon(3S)}$	$M_{\psi(3770)}$	$M_{\Upsilon(4S)}$
$\sigma_R$ (nb)	91,404	8,562	4,069	2,796	2,984	9.9	1.7
$\sigma_c$ (nb)	20.6	15.4	3.4	3.1	2.9	19.0	2.8
$B$ (GeV)	2.06	6.74	9.78	11.8	11.4	198	473

Continuum data sample at  $\sqrt{s} = 3.08$  GeV ( $\sqrt{s} = 3.65$  GeV) was collected with integrated luminosity of  $30 \text{ pb}^{-1}$  ( $44 \text{ pb}^{-1}$ ) to study the contribution from continuum process. No events passed the event selection from  $\sqrt{s} = 3.08$  GeV sample, and only 6 events survived from  $\sqrt{s} = 3.65$  GeV sample which accounted for 0.34% of the signal events selected from the  $\psi(2S)$  sample. So in both cases, the continuum contribution was neglected and the branching fractions were determined. The values are shown in Table II. Lately, the BESIII experiment measured the cross section of  $e^+e^- \rightarrow \Lambda\bar{\Lambda}$  using data samples collected at c.m. energies from 3.51 to 4.60 GeV [17]. The cross section can be described with a power-law function,  $C \cdot (M_{\psi(3770)}^2/s)^n$ , and the two parameters are determined to be  $C = 379 \pm 22$  and  $n = 8.8 \pm 0.4$ . Using the central values of these parameters, the continuum cross sections of  $e^+e^- \rightarrow \Lambda\bar{\Lambda}$  ( $\sigma_c^{\Lambda\bar{\Lambda}}$ ) at  $J/\psi$  and  $\psi(2S)$  peak position are obtained and listed in Table II. Inserting all the numbers into Eq. (5), the maximum values of  $r_R$  can be read from Fig. 1 and are listed in the last column of Table II, which are 1.7% and 2.6% for  $J/\psi$  and  $\psi(2S)$ , respectively, these can be compared with the quoted total systematic uncertainties of 1.7% and 2.8%, respectively.

TABLE II. The measured branching fractions ( $\mathcal{B}^f$ ), the estimated cross sections from continuum contribution ( $\sigma_c^f$ ), the factor  $A$ , and the maximum value of  $r_R$  at  $J/\psi$  and  $\psi(2S)$  peak position.

$R$	$\mathcal{B}[R \rightarrow \Lambda\bar{\Lambda}] (10^{-4})$	$\sigma_c^{\Lambda\bar{\Lambda}}$ (nb)	$A$ ( $\text{nb}^{1/2}$ )	$r_R^{\text{max}}$ (%)
$J/\psi$	$19.43 \pm 0.03 \pm 0.33$	$1.22 \times 10^{-2}$	2.51	1.7
$\psi(2S)$	$3.97 \pm 0.02 \pm 0.12$	$0.57 \times 10^{-3}$	1.20	2.6

We can find that the interference effect is surprisingly large compared with the precision current experiments can reach for the two decays shown above. Since the typical  $J/\psi$  and  $\psi(2S)$  decays have similar branching fractions and the continuum cross sections of many final states are at a few to a few tens of picobarn, we expect similar size of interference effect in other decays. In Fig. 1 we show  $r_R^{\max}$  for  $A = 0 \rightarrow 5$ , this should cover most of the decay modes of these narrow resonance decays. We can find that the interference may change the measured branching fractions by sub-percent to more than 10% depending on different final states and different resonances, and the effect is more prominent for the bottomonium states. So this effect must be considered in evaluating the systematic uncertainties if it cannot be fully taken into account in the measurement of the decay branching fractions of the narrow charmonium and bottomonium states.

#### IV. BROAD RESONANCES

For resonances located above the open heavy flavor threshold, such as the  $\psi(3770)$  and  $\Upsilon(4S)$ , the total cross sections of the resonance production and continuum process are at the same level, as shown in Table I. However, the dominant decay mode of these resonances is open heavy flavor final states, the decay into light hadronic final states is suppressed according to OZI rule [18] and is only a very small fraction of the total decays,  $(7_{-8}^{+9})\%$  for the  $\psi(3770)$  and  $<4\%$  for the  $\Upsilon(4S)$  [11]. According to the available searches from previous experiments [19–27], we have good reasons to believe that the total decay rate to light hadrons should be at 1% level for both  $\psi(3770)$  and  $\Upsilon(4S)$ , so the ratio of the resonance decay to the continuum cross section is at 0.5% level. This is the reason we use  $r_c$  to characterize the size of the interference effect in the case of broad resonances. In this case, the interference term introduces a deviation of the cross section measured at the resonance peak from the smooth (almost constant) continuum cross sections in the vicinity of the resonance, the exact size of the deviation depends on the factor  $A$  defined in Eq. (5) for a resonance and the relative phase between the two amplitudes. The maximum deviation  $r_c^{\max}$  is plotted in Fig. 1.

The small deviations, either higher or lower than the continuum cross sections, observed in Refs. [19, 22–25] may have indicated non-zero  $\psi(3770)$  decays into light hadron final states, but more data are needed to confirm the observations. In any case, the way of calculating

the (upper limits of the) branching fractions without considering the interference as in the previous measurements is incorrect, especially when the cross section at the resonance peak is lower than that off the resonance when destructive interference occurs. The measurements of  $e^+e^- \rightarrow p\bar{p}$  [20] and  $p\bar{p}\pi^0$  [21] in the vicinity of the  $\psi(3770)$  peak show this effect and evidence for  $\psi(3770)$  decays to these final states. With data at a few energies in the resonance region, the relative phase is obtained, although with large uncertainties.

There are also cases where the branching fractions of resonance decay are large and the cross sections from the continuum contribution, the resonance decay, and the interference term are comparable or in the same order of magnitude. In these cases all the three components are important, special measures should be taken to obtain the correct resonance decay branching fractions.

Again, we take  $e^+e^- \rightarrow \Lambda\bar{\Lambda}$  process in the vicinity of the  $\psi(3770)$  peak as an example. The total cross section at the  $\psi(3770)$  peak is measured to be  $(562 \pm 42)$  fb [17]. The continuum cross section at the  $\psi(3770)$  peak position is estimated as 379 fb using the same formula as used in Sec. III. Inserting the numbers into Eq. (4), the nominal value of the branching fraction of  $\psi(3770) \rightarrow \Lambda\bar{\Lambda}$  is estimated to be in the range of  $[1.79 \times 10^{-6}, 1.88 \times 10^{-4}]$ , depending on the value of  $\varphi$ . If the interference term is simply neglected, the branching fraction is  $1.8 \times 10^{-5}$ , could be very different from the true value depending on the unknown  $\varphi$ . In Ref. [17], the cross section line-shape is fitted with the coherent sum of  $\psi(3770)$  resonance and a power-law continuum term and the relative phase is determined. In this case, the branching fraction can be determined exactly. The central value is  $\mathcal{B}_{\text{con.}} = 2.4 \times 10^{-5}$  or  $\mathcal{B}_{\text{des.}} = 1.44 \times 10^{-4}$ , corresponding to constructive or destructive interference with relative phase  $\varphi_{\text{con.}} = 183^\circ$  or  $\varphi_{\text{des.}} = 240^\circ$  [17]. These are well covered by our estimated range above.

In general, the total cross section observed at the resonance peak position would be larger or smaller than the continuum contribution estimated by using nearby off-resonance data sample. In both cases, neglecting the interference term as has been done in previous measurements [22–27] will lead to wrong branching fractions as has been discussed in Ref. [28]. If  $\sigma_{\text{tot}}^f$  is larger than  $\sigma_c^f$ , the branching fraction determined with interference effect taken into account could be larger or smaller than the one determined by simply subtracting continuum contribution, depending on the value of  $\varphi$ . If  $\sigma_{\text{tot}}^f$  is smaller than  $\sigma_c^f$ , subtracting continuum contribution without including interference term will result in unphysical branching fraction value, while neglecting both will lead to a smaller branching fraction. In Fig. 2,

two-dimensional functions of  $\mathcal{B}^f$  and  $\sin \varphi$  with typical  $[\sigma_c^f, \sigma_{\text{tot}}^f]$  values at the  $\psi(3770)$  peak position are shown, for the case of  $\sigma_{\text{tot}}^f$  being larger or smaller than  $\sigma_c^f$ . In both cases, the vertical lines in the plots illustrate the branching fractions if the interference term or both the interference and continuum terms are neglected. The absolute difference between the branching fractions calculated with or without interference and continuum contribution depends on the relative phase, and it is very significant in most of the parameter space.

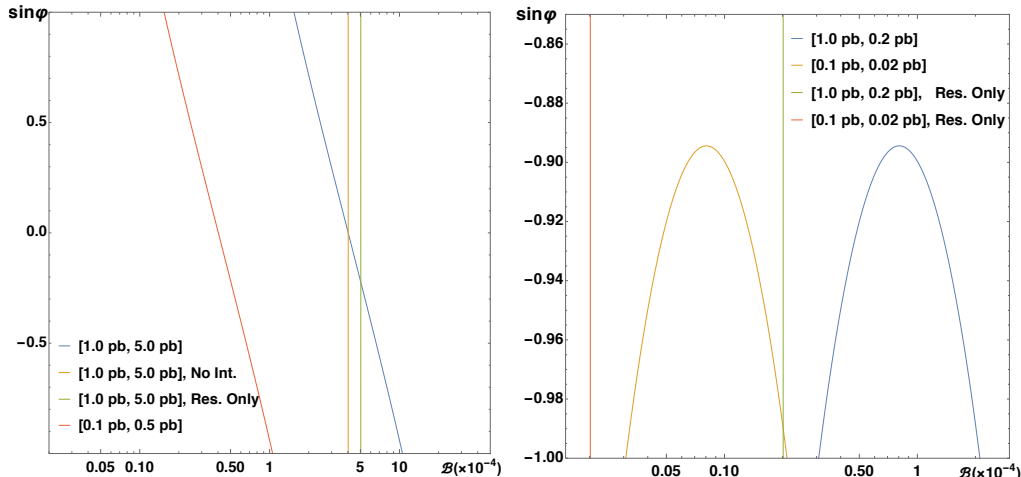


FIG. 2. The two-dimensional functions of  $\mathcal{B}^f$  and  $\sin \varphi$  with different  $\sigma_c^f$  and  $\sigma_{\text{tot}}^f$  values estimated at the  $\psi(3770)$  nominal mass. In the plots, the vertical lines represent the branching fraction calculated with interference term neglected (No Int.) or both the interference and continuum terms neglected (Res. Only).

## V. ADDITIONAL EXPERIMENTAL EFFECTS

In the above discussion, the radiative correction and energy spread of the colliding beams are not considered to make the discussions clear and simpler. We prove here that these two effects do not affect the conclusions above.

Taken these effects into account, the observed cross section can be written as

$$\sigma_{\text{exp}}^f(s) = \int_0^{1-s_m/s} dx \int_0^\infty d\sqrt{s'} F(x, s') \cdot \sigma^f(s'(1-x)) \cdot G(\sqrt{s}, \sqrt{s'}). \quad (8)$$

Here  $x = 1 - s_{\text{eff}}/s$  with  $\sqrt{s_{\text{eff}}}$  represents the effective c.m. energy after losing energy due to photon emission,  $\sqrt{s_m}$  is the cutoff of  $\sqrt{s_{\text{eff}}}$  for the final state system and should be at

least as large as the invariant mass of the final state system,  $\sqrt{s}$  is the nominal c.m. energy, and  $\sqrt{s'}$  is the actual c.m. energy which differs from the nominal one due to beam energy spread. The radiator function  $F(x, s)$  is calculated with a precision of 0.1% in Ref. [29].  $G(\sqrt{s}, \sqrt{s'}) = \frac{1}{\sqrt{2\pi}\Delta} e^{-\frac{(\sqrt{s}-\sqrt{s'})^2}{2\Delta^2}}$  is the beam energy spread function where  $\Delta$  stands for the c.m. energy spread.

At BESIII experiment, the  $\Delta$  values for  $J/\psi$ ,  $\psi(2S)$ , and  $\psi(3770)$  are 0.8, 1.3, and 1.4 MeV, respectively. At Belle II experiment, the typical  $\Delta$  value is about  $\sqrt{2} \cdot 5$  MeV. Using Eq. (8) and replacing  $\sigma^f$  with Eq. (3), the dependence of  $r_R$  and  $r_c$  on  $\varphi$  after considering radiative correction and energy spread can be obtained. The results shown in Figs. 3 and 4 are calculated with the integral over  $dx$  done in the range of  $[0, 0.2]$  and the continuum cross section  $\sigma_c^f(s)$  assumed to be proportional to  $1/s$ .

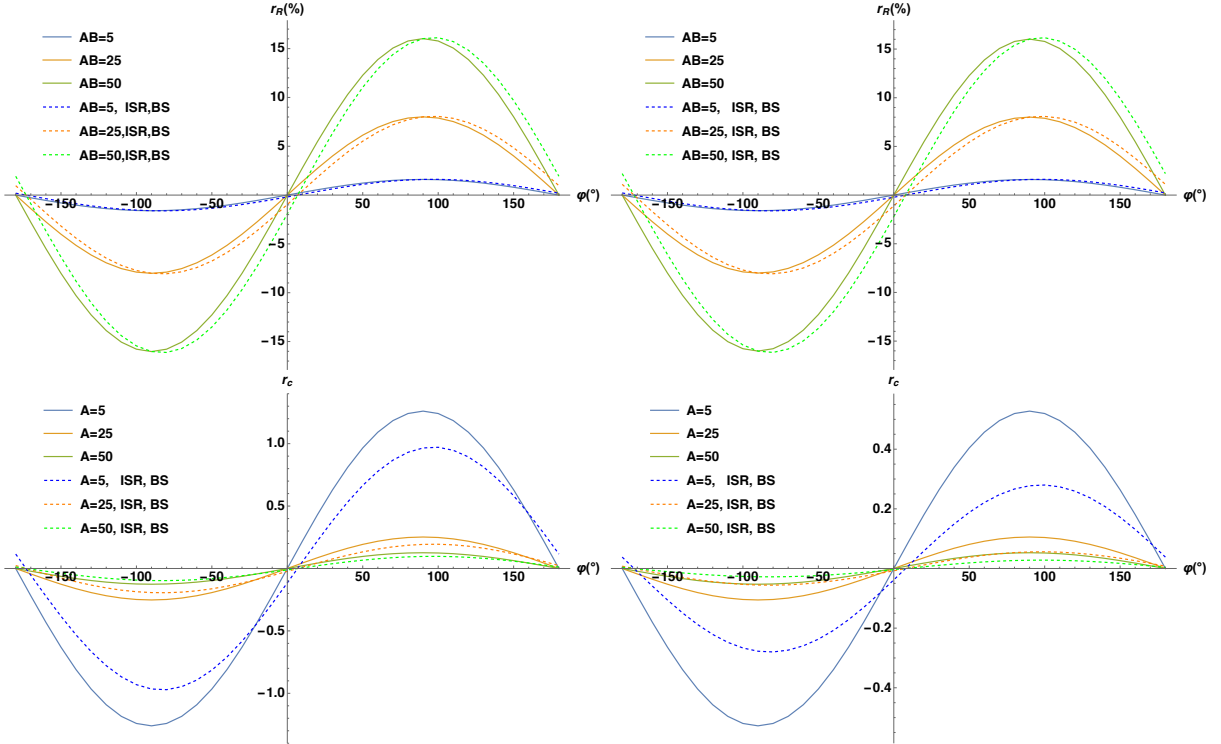


FIG. 3. The dependence of  $r_R$  (top row) and  $r_c$  (bottom row) on  $\varphi$  with different  $AB$  before (solid lines) and after (dashed lines) considering radiative correction (ISR) and beam energy spread (BS). The top left plot is at  $J/\psi$  peak position, the top right is at  $\Upsilon(1S)$  peak position, the bottom left is at  $\psi(3770)$  peak position, and the bottom right is at  $\Upsilon(4S)$  peak position.

The  $r_R$  distributions with different  $AB$  at  $J/\psi$  and  $\Upsilon(1S)$  masses and  $r_c$  distributions with different  $A$  ( $B$  set to values from Table I) at  $\psi(3770)$  and  $\Upsilon(4S)$  masses are shown in

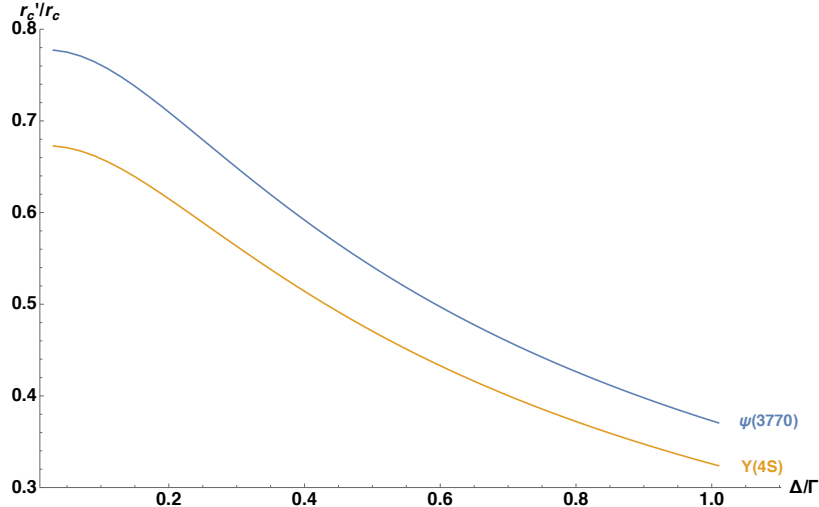


FIG. 4. The dependence of the ratio  $r'_c/r_c$  on  $\Delta/\Gamma$  for  $\psi(3770)$  and  $\Upsilon(4S)$  states.

Fig. 3. The distributions for other resonances are similar. In both  $r_R$  and  $r_c$  distributions, there is a shift along  $\varphi$  which is caused by radiative correction. For narrow resonance, the size of  $r_R$  is almost the same before and after taking radiative correction and energy spread into account. And for broad resonances, the two effects reduce the maximum of  $r_c$  by 23% for  $\psi(3770)$  and 47% for  $\Upsilon(4S)$ . The size of the reduction depends on the resonance parameters and  $\Delta$ , does not depend on the value of  $A$ . In Fig. 4, the ratio of  $r_c$  calculated with or without radiative correction and energy spread,  $r'_c/r_c$ , as a function of  $\Delta/\Gamma$  is shown.

## VI. SUMMARY

In this paper, the importance of the interference between the continuum and resonance decay amplitudes in the measurement of the branching fractions of vector quarkonium states produced in  $e^+e^-$  colliders is discussed. For narrow resonances, although the absolute contribution from continuum process is negligible, the interference contribution can be at a few percent level, depending on the final states. Whereas for the broad resonances, the interference effect could be even larger and needs to be taken into account properly to avoid wrong interpretation of the data.

With the current available data samples at the BESIII experiment and the expected data samples at the Belle II experiment, the precision of the branching fractions is expected to be at a few percent or better level, so handling the interference effect improperly will

lead to systematic bias with much larger size compared to the statistical uncertainty and comparable to or even larger than all the other sources of the systematic uncertainties. The optimal solution to this problem is to change the data taking strategy: accumulate data at three different energies at least in the vicinity of a resonance, and measure the continuum and the resonance decay amplitudes together with the relative phase between them.

At colliders planned for the future, such as the super-tau-charm factories STCF in China [30] and SCT in Russia [31], and the super- $J/\psi$  factory [32], the design luminosity is expected to be hundreds of times higher than current tau-charm factory. It will be even more crucial to handle the interference properly as the precision of the measurements can be further improved with a few orders of magnitude larger data samples.

## ACKNOWLEDGMENTS

This work is supported in part by National Key Research and Development Program of China under Contract No. 2020YFA0406300, Joint Large-Scale Scientific Facility Funds of the NSFC and CAS under Contract No. U203210, and NSFC under contract Nos. 11961141012 and 11835012.

- 
- [1] N. Brambilla, S. Eidelman, B. K. Heltsley, R. Vogt, G. T. Bodwin, E. Eichten, A. D. Frawley, A. B. Meyer, R. E. Mitchell and V. Papadimitriou, *et al.* *Eur. Phys. J. C* **71**, 1534 (2011).
  - [2] G. T. Bodwin, E. Braaten, G. P. Lepage, *Phys. Rev. D* **51**, 1125 (1995).
  - [3] T. Appelquist, H. D. Politzer, *Phys. Rev. Lett.* **34**, 43 (1975); A. De Rujula, S. L. Glashow, *Phys. Rev. Lett.* **34**, 46 (1975).
  - [4] M. E. B. Franklin *et al.* *Phys. Rev. Lett.* **51**, 963 (1983).
  - [5] See review in N. Brambilla *et al.* [Quarkonium Working Group], arXiv:hep-ph/0412158 [hep-ph].
  - [6] X. H. Mo, C. Z. Yuan, and P. Wang, *Chin. Phys. C* **31**, 686-701 (2007).
  - [7] C. P. Shen *et al.* [Belle], *Phys. Rev. D* **86**, 031102(R) (2012).
  - [8] S. Dobbs, Z. Metreveli, A. Tomaradze, T. Xiao, K. K. Seth, *Phys. Rev. D* **86**, 052003 (2012).
  - [9] C. P. Shen *et al.* [Belle], *Phys. Rev. D* **88**, 011102(R) (2013).

- [10] K. Nakamura *et al.* (Particle Data Group), *J. Phys. G* **37**, 075021 (2010).
- [11] P. A. Zyla *et al.* (Particle Data Group), *Prog. Theor. Exp. Phys.* **2020**, 083C01 (2020).
- [12] M. Ablikim *et al.* [BESIII], *Chin. Phys. C* **44**, 040001 (2020).
- [13] E. Kou *et al.* [Belle II], *Prog. Theor. Exp. Phys.* **2019**, 123C01 (2019).
- [14] P. Wang, C. Z. Yuan, X. H. Mo, and D. H. Zhang, *Phys. Lett. B* **593**, 89-94 (2004).
- [15] M. Ablikim *et al.* [BESIII], *Phys. Rev. Lett.* **128**, 062004 (2022).
- [16] M. Ablikim *et al.* [BESIII], *Phys. Rev. D* **95**, 052003 (2017).
- [17] M. Ablikim *et al.* [BESIII], *Phys. Rev. D* **104**, no.9, L091104 (2021).
- [18] S. Okubo, *Phys. Lett.* **5**, 165 (1963); G. Zweig, CERN-preprint CERN-TH-401,402, 412 (1964);  
J. Iizuka, *Prog. Theor. Phys. Suppl.* **37-38**, 21 (1996).
- [19] M. Ablikim *et al.* [BESIII], *Phys. Rev. D* **104**, no.11, 112009 (2021).
- [20] M. Ablikim *et al.* [BESIII], *Phys. Lett. B* **735**, 101-107 (2014).
- [21] M. Ablikim *et al.* [BESIII], *Phys. Rev. D* **90**, no.3, 032007 (2014).
- [22] M. Ablikim *et al.* [BESIII], *Phys. Rev. D* **87**, no.11, 112011 (2013).
- [23] M. Ablikim *et al.* [BES], *Phys. Lett. B* **650**, 111-118 (2007).
- [24] G. S. Huang *et al.* [CLEO], *Phys. Rev. Lett.* **96**, 032003 (2006).
- [25] G. S. Adams *et al.* [CLEO], *Phys. Rev. D* **73**, 012002 (2006).
- [26] C. P. Shen *et al.* [Belle], *Phys. Rev. D* **88**, no.5, 052019 (2013).
- [27] K. Belous *et al.* [Belle], *Phys. Lett. B* **681**, 400-405 (2009).
- [28] P. Wang, X. H. Mo and C. Z. Yuan, *Int. J. Mod. Phys. A* **21**, 5163-5185 (2006).
- [29] E. A. Kuraev and V. S. Fadin, *Yad. Fiz.* **41**, 733 (1985) [*Sov. J. Nucl. Phys.* **41**, 466(1985)];  
G. Altarelli and G. Martinelli, CERN 86-02, 47 (1986);  
O. Nicosini and L. Trentadue, *Phys. Lett. B* **196**, 551 (1987);  
F. A. Berends, G. Burgers and W. L. Neerven, *Nucl. Phys. B* **297**, 429 (1988);  
F. A. Berends, G. Burgers and W. L. Neerven, *Nucl. Phys. B* **304**, 921 (1988).
- [30] Z. G. Zhao, talk at the “International Workshop on Physics at Future High Intensity Collider 2 – 7 GeV in China”, Hefei, China, 2015.
- [31] E. Levichev, talk at “The 9th International Workshop on Charm Physics”, Novosibirsk, Russia, 2018.
- [32] C. Z. Yuan, M. Karliner, *Phys. Rev. Lett.* **127**, 012003, (2021).