

Visual Speech Recognition for Multiple Languages in the Wild

Pingchuan Ma¹, Stavros Petridis^{1,2}, Maja Pantic^{1,2}

¹*Imperial College London, Department of Computing, London, U.K.*

²*Meta AI, London, UK*

Abstract— Visual speech recognition (VSR) aims to recognise the content of speech based on the lip movements without relying on the audio stream. Advances in deep learning and the availability of large audio-visual datasets have led to the development of much more accurate and robust VSR models than ever before. However, these advances are usually due to larger training sets rather than the model design. In this work, we demonstrate that designing better models is equally important to using larger training sets. We propose the addition of prediction-based auxiliary tasks to a VSR model and highlight the importance of hyper-parameter optimisation and appropriate data augmentations. We show that such model works for different languages and outperforms all previous methods trained on publicly available datasets by a large margin. It even outperforms models that were trained on non-publicly available datasets containing up to 21 times more data. We show furthermore that using additional training data, even in other languages or with automatically generated transcriptions, results in further improvement.

1 Introduction

Visual Speech Recognition (VSR), also known as lipreading, is the task of automatically recognizing speech from video based only on lip movements. This is a field which attracted a lot of research attention in the past within the speech recognition community [1, 2] but failed to meet the initial high expectations. The two main reasons why the first generation of VSR models fell short are the following: 1) The lack of large transcribed audio-visual datasets resulted in models which could only recognise a limited vocabulary and work only in a laboratory environment, 2) The use of hand-crafted visual features, which might not have been optimal for VSR applications, prevented the development of high accuracy models. Recently, large audio-visual transcribed datasets, like LRS2 [3] and LRS3 [4], have become available which have allowed the development of large vocabulary and robust models. In addition, advances in deep learning have made possible the use of end-to-end models which learn to extract VSR-related features directly from the raw images. These developments have led to a new generation of deep-learning-based VSR models which achieve much higher accuracy than older models and also work in unseen real-life situations.

The recent advances of VSR models are mainly fuelled by using increasingly larger transcribed datasets and the development of models which work well when trained with huge amounts of data. Some recent works [5, 6] use tens of thousands of hours of non-publicly available training data in order to achieve state-of-the-art performance on standard benchmarks. In contrast to this recent trend, we demonstrate that carefully designing a model is equally important to using larger training sets. Our approach revolves around: 1) addition of prediction-based auxiliary

tasks to a VSR model, 2) appropriate data augmentations, and 3) hyper-parameter optimisation of an existing architecture. This leads to a great reduction in word error rate (WER) and results in state-of-the-art performance on almost all benchmarks. This is achieved by using only publicly available datasets which are two orders of magnitude smaller than the ones used in previous works. We also show that combining multiple datasets further improves the performance (which is in line with the results reported in the literature). Hence, we argue that further progress in the field can be achieved not only by increasing the size of the training data but also by careful model design and optimisation.

The vast majority of existing works focus on improving the performance of English-only VSR models. There are also few works which design models tailored to a specific language, like Mandarin [7, 8, 9]. In contrast to previous works, our approach is evaluated not only on English but also on Mandarin and Spanish, which are the two other widely spoken languages, Italian, French and Portuguese. State-of-the-art performance is achieved in all languages.

Specifically, in this paper, we make the following contributions:

- We propose a novel method for visual speech recognition, which outperforms state-of-the-art methods trained on publicly available data by a large margin.
- We do so by a VSR model with auxiliary tasks that jointly performs visual speech recognition and prediction of audio and visual representations.
- We demonstrate that the proposed VSR model performs well not only in English but also in other languages, like Spanish, Mandarin, Italian, French and Portuguese.

- We show that enlarging the training sets, even by including unlabelled data with automatically generated transcriptions or videos in other languages, results in improved performance. This provides further evidence to the hypothesis that the recent improvements presented in the literature are probably the result of larger training sets and not necessarily of better models.
- We also discuss challenges for VSR systems that need to be solved and ethical considerations that must be taken into account before this technology can be widely applied.

2 Results

We present a model that takes a sequence of images as input and predicts the spoken words in that sequence. We show that the proposed method outperforms state-of-the-art methods trained on publicly available data by a large margin. It also outperforms some methods which have been trained on non-publicly available datasets (which are an order of magnitude larger than the datasets we use in this work). Finally, we also show that our method does not work well only for English but it also significantly outperforms the state-of-the-art VSR methods for Mandarin, Spanish, Italian, French and Portuguese. Results for Italian, French and Portuguese are included in the supplementary information in Section S9, respectively.

2.1 Baseline VSR Model

The baseline VSR model that we extend in this work is based on [10]. The model consists of a 3D convolutional layer with a receptive field of 5 frames, followed by a 2D ResNet-18 (Fig. 1e), a 12-layer Conformer model [11] and a transformer decoder [12] as shown in Fig. 1b. The model is trained end-to-end using a combination of the Connectionist Temporal Classification (CTC) loss with an attention mechanism. Data augmentation is also used during training in the form of random cropping and image flipping (applied to all frames in the same sequence). This model achieves the state-of-the-art VSR performance on the LRS2 and LRS3 datasets, when only publicly available data are used for training.

2.2 Baseline ASR Model

The baseline ASR model that we use is based on [10]. The model consists of an 1D ResNet-18 (Fig. 1d), a 12-layer Conformer model and a transformer decoder as shown in Fig. 1a. This model also follows the hybrid CTC/Attention architecture and is trained end-to-end. Time-masking is also used as data augmentation during training. This is at the moment the state-of-the-art ASR model on the LRS2 and LRS3 datasets.

2.3 Our Approach

In contrast to previous works which improve the VSR performance by using increasingly larger training sets, we focus on improving the performance by carefully designing a model without relying on additional data. This is achieved by revising the training strategy and architecture of the state-of-the-art model proposed in [10]. Firstly, we optimise hyperparameters and improve the language model with the aim of squeezing extra performance out of the model. Secondly, we introduce time-masking which is a temporal augmentation method and is commonly used in ASR models. It significantly improves the VSR performance by forcing the model to rely more on contextual information and as a consequence, it can better disambiguate similar lip movements which correspond to different phonemes. Finally, we use a VSR model with auxiliary tasks where the model jointly performs visual speech recognition and prediction of audio and visual representations extracted from pre-trained VSR and ASR models (as described in Sections 2.1 and 2.2, respectively). This prediction task provides additional supervisory signal and forces the model to learn better visual representations. A diagram of the architecture of our model is shown in Fig. 1c.

The performance of the our model can be seen in Tables 1 to 4. Due to the random nature of training we train 10 models for each experiment and we report the mean and standard deviation of the WER over the 10 runs. This is in contrast to previous works which report just a single value, most likely the best WER, and no standard deviation, and it provides a more robust estimate of the actual performance. However, in order to facilitate a fair comparison with other works, we also report the best WER of the 10 runs.

2.4 Results on LRS2

Results on LRS2, which is an English audio-visual dataset, are reported in Table 1. Our model outperforms all existing works by a large margin even when it is trained on smaller amounts of training data. In particular, we outperform the previous state-of-the-art [10], in terms of the best WER achieved, by 5%. This is despite the fact that [10] is trained on a larger training set. When we use the same training set size as [10] our model results in a 9.2% improvement. Finally, when we use additional training data an even larger improvement of 12.4% is observed. Similarly, our approach results in a 22.8% absolute improvement in the best WER over [4] which uses a training set with similar size to ours and also includes non-publicly available data.

2.5 Results on LRS3

Results on LRS3, which is an English audio-visual dataset, are presented in Table 2. Also in this case, our proposed approach significantly outperforms all existing

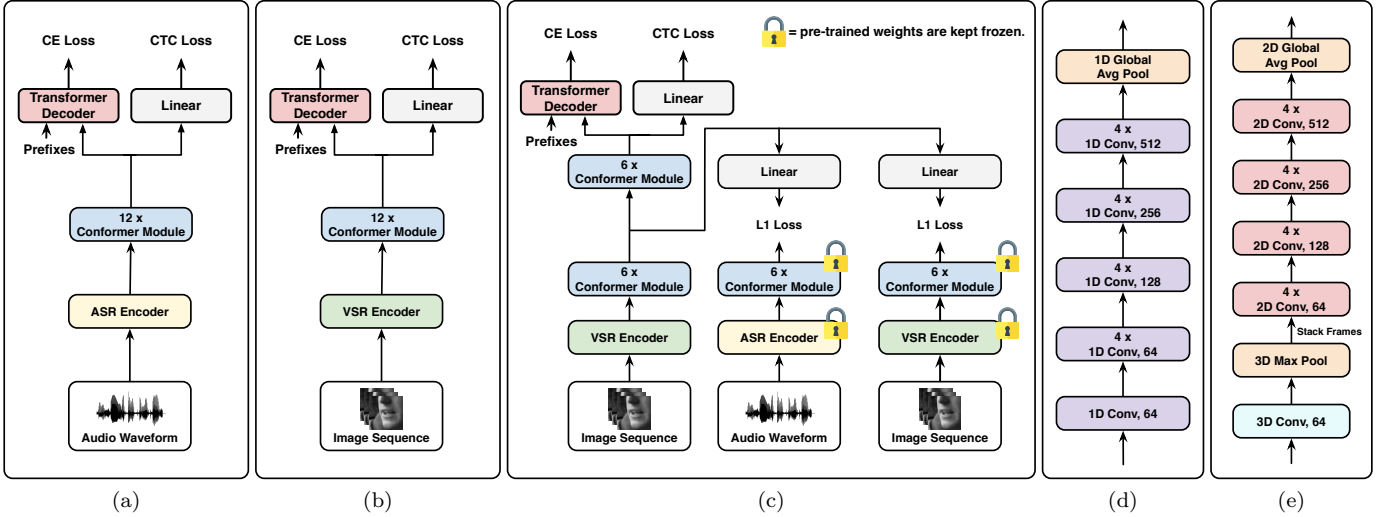


Figure 1: (a) Baseline ASR model, (b) Baseline VSR model, (c) Proposed model with prediction-based auxiliary tasks. (d) Architecture of ASR encoder from (a). (e) Architecture of VSR encoder from (b).

Table 1: Results on the LRS2 dataset.

Method	Pre-training Set	Training Set	Training Sets Total Size (hours)	Mean \pm Std.	Best
<i>Using Publicly Available Datasets</i>					
MV-WAS [3]	-	LRS2	223	-	70.4
CTC/Att. [13]	LRW	LRS2	380	-	63.5
KD + CTC [14]	VoxCeleb2 ^{clean} + LRS3	LRS2	995	-	51.3
KD-seq2seq [15]	LRW + LRS3	LRS2	818	-	49.2
TDNN [16]	-	LRS2	223	-	48.9
CM-seq2seq [10]	LRW	LRS2	380	-	37.9
Ours	-	LRS2	223	33.6\pm0.5	32.9
Ours	LRW	LRS2	380	29.5\pm0.4	28.7
Ours	LRW + LRS3	LRS2	818	27.6\pm0.2	27.3
Ours	LRW + LRS3 + AVSpeech	LRS2	1 459	25.8\pm0.4	25.5
<i>Using Non-Publicly Available Datasets</i>					
TM-seq2seq [4]	MVLRS + LRS3	LRS2	1 391	-	48.3

works which are trained using publicly available datasets. In particular, our method leads to an 8.2% absolute improvement, in terms of the best WER, over the state-of-the-art [10] when the same training data are used. As expected, a smaller absolute improvement of 5.4% is reported when a smaller training set is used. In case of additional training data being available, a larger absolute improvement of 11.8% is achieved.

There are also some works which rely on very large non-publicly available datasets for training. As a consequence, it is not clear if the reported improvement in WER is due to a better model or simply to the large amount of training data. Our approach outperforms all works which use up

to 21 times more training data. More specifically, our best model, trained on 1 453 hours of video, leads to a 2.1% absolute improvement over [17] which uses 31 000 hours of training data. However, it performs worse than [6] that presents a model trained on 90 000 hours, which is 62 times more training data than the publicly available training data our model is trained on.

2.6 Results on CMLR

Results on the CMLR dataset, which is a Mandarin audio-visual dataset, are shown in Table 3. We report performance in terms of character error rate (CER) instead of

Table 2: Results on the LRS3 dataset.

Method	Pre-training Set	Training Set	Training Sets Total Size (hours)	Mean±Std.	Best
<i>Using Publicly Available Datasets</i>					
KD+CTC [14]	VoxCeleb2 ^{clean}	LRS3	772	-	59.8
KD-seq2seq [15]	LRW+LRS2	LRS3	818	-	59.0
CM-seq2seq [10]	LRW	LRS3	595	-	43.3
Ours	-	LRS3	438	38.6±0.4	37.9
Ours	LRW	LRS3	595	35.8±0.5	35.1
Ours	LRW+LRS2	LRS3	818	34.9±0.2	34.7
Ours	LRW+LRS2+AVSpeech	LRS3	1 459	32.1±0.3	31.5
<i>Using Non-Publicly Available Datasets</i>					
TM-seq2seq [4]	MVLRS+LRS2	LRS3	1 391	-	58.9
V2P [5]	-	LSVSR	3 886	-	55.1
RNN-T [17]	-	YT-31k	31 000	-	33.6
ViT 3D [6]	-	YT-90k	90 000	-	25.9

Table 3: Results on the CMLR dataset.

Method	Pre-training Set	Training Set	Training Sets Total Size (hours)	Mean±Std.	Best
LipCH-Net [7]	-	CMLR	61		34.0
CSSMCM [8]	-	CMLR	61	-	32.5
LIBS [18]	-	CMLR	61	-	31.3
CTCH [9]	-	CMLR	61	-	22.0
Ours	-	CMLR	61	9.1±0.05	9.1
Ours	LRW+LRS2+LRS3	CMLR	879	8.2±0.06	8.1
Ours	LRW+LRS2+LRS3+AVSpeech	CMLR	1 520	8.1±0.05	8.0

WER because Chinese characters are not separated by spaces. Our approach results in a significant reduction in the CER over all existing works. We achieve an absolute improvement of 12.9% over the state-of-the-art [9]. The WER can be further reduced by 1.1% by first pre-training our model on English and then fine-tuning it on the CMLR training set.

2.7 Results on CMU-MOSEAS-Spanish

Results on the CMU-MOSEAS-Spanish dataset, which is an audio-visual Spanish dataset, are shown in Table 4. Given that this is a small dataset it is not possible to train an accurate model without using additional data. For this purpose, we first pre-train the model on English datasets and then fine-tune it on the training sets of CMU-MOSEAS and TEDx datasets using the Spanish videos only. Since this is a new dataset and there are no results from prior works, we have trained the end-to-end model

presented in [10] to serve as the baseline. We observe that our proposed approach results in a 7.7% absolute reduction in the WER. A further reduction of 6.5% can be achieved by using additional training data.

2.8 Comparison between Mean and Best WER/CER

In all results shown in Tables 1 to 4 we report both the mean and the best performance over 10 runs. We observe that the mean WER, which is more representative of the actual performance, is up to 0.8% worse than the best WER. The only exception is the CMLR dataset (Table 3) where the mean and best CER are practically the same, mainly due to the large test set. This difference between the mean and best WER is something which should be taken into account when comparing different models, especially when the models are tested on relatively small test

Table 4: Results on the CMU-MOSEAS-Spanish (CM_{es}) dataset.

Method	Pre-training Set	Training Set	Training Sets Total Size (hours)	Mean \pm Std.	Best
CM-seq2seq [10]	LRW	$CM_{es}+MT_{es}$	244	58.9 \pm 0.8	58.1
Ours	LRW	$CM_{es}+MT_{es}$	244	51.5\pm0.8	50.4
Ours	LRW+LRS2+LRS3	$CM_{es}+MT_{es}$	905	47.4\pm0.2	47.2
Ours	LRW+LRS2+LRS3+AVSpeech	$CM_{es}+MT_{es}$	1 546	44.6\pm0.6	43.9

sets and the results are too close.

3 Applications, Challenges and Ethical Considerations

3.1 Applications

Speech is the most commonly used human communication method and consists of an audio signal and the corresponding mouth movements. Speech perception is also bimodal as demonstrated by the McGurk effect [19] where the perception of a sound may change depending on the lip movements shown to the observers. In addition, it has been shown that the addition of visual speech information to a word recognition task performed by normal hearing adults is equivalent to increasing the signal-to-noise ratio (SNR) by 15 dB compared to audio-only recognition [20]. Hence, one of the main applications of VSR is to enhance the performance of ASR models in noisy environments. VSR models are not significantly affected by acoustic noise^{††} and can be integrated into an audio-visual speech recognition (AVSR) model to compensate for the performance drop of ASR models. Several AVSR architectures have been proposed [4, 10, 17, 13, 16, 22, 23] which show that the improvement over ASR models is greater as the noise level increases, i.e., the SNR is lower. The same VSR architectures can also be used to improve the performance of audio-based models in a variety of applications like speech enhancement [24], speech separation [25, 26], voice activity detection [27], active speaker detection [28] and speaker diarisation [29].

There is also a number of applications based exclusively on VSR. Silent Speech Interfaces (SSI) [30], which can enable speech communication to take place when an audible speech signal is not available, can be developed with the help of VSR systems. This means that a speaker would be able to mouth words instead of vocalising them. This technology has the potential to transform the lives of speech impaired people. Patients who have lost the ability to speak (aphonia) or have difficulty in speaking (dysphonia) due to tracheostomy, laryngectomy, stroke or injury might find it hard to communicate with others. The use of SSI

can alleviate this by providing an alternative way of communication and at the same time reduce the stress caused by the sudden loss of their voice. The use of SSI can also be useful in cases where speaking is not allowed, e.g., in a meeting, and can provide privacy in public conversations.

VSR technology also opens up opportunities to automatically transcribe video content which was recorded without audio, like silent movies, CCTV footage or video captured by older webcams, and would otherwise require significant manual effort or might have even been impossible. It can also be used as a useful tool in face forgery detection [31]. Most face manipulation approaches add inconsistencies in mouth movements, which might not always be perceptible by humans, but they can easily be detected by properly trained VSR models. Finally, there is a new form of VSR which has become popular recently and generates audio, instead of text, directly from the input video [32, 33, 34, 35]. This is essentially a combination of a standard VSR model with a text-to-speech model but has two important advantages: 1) It does not require any transcribed dataset and can be trained with vast amounts of unlabelled audio-visual data, 2) It is faster and can potentially be used in real-time applications as it removes the constraint of recognising a complete word before generating the corresponding speech signal. This new approach is especially useful in videoconferencing where it can automatically fill in audio gaps from video.

3.2 Challenges

Despite the great advances in VSR, there are still numerous challenges that need to be solved before the full potential of this technology can be achieved. First of all, visual ambiguities which arise from the fact that different phonemes correspond to similar lip movements is one of the most important reasons for the significant performance gap between ASR and VSR models. Designing VSR systems which can resolve some of these ambiguities by relying more on the context, like the time masking augmentation proposed in this work, might close this gap. In addition, VSR systems are sensitive to visual noise like lighting changes, occlusions, motion blur and compression. Reduced and/or mismatched resolution and frame rate between training and test conditions can also affect the performance. There is some evidence that VSR systems are robust to small or moderate amounts of noise and less ro-

^{††} Due to the Lombard effect [21] speakers adapt their speaking style in noisy environments. This affects the lip movements but to a much less extent than the impact of noise to the acoustic signal.

bust to reduced resolution [36, 37] but further studies are needed to establish the impact of each noise type.

Another challenge is that a VSR model should be person-independent and pose-invariant. However, it is well known that deep networks rely heavily on texture [38]. This can potentially degrade the performance since unknown test subjects and head pose can significantly affect the appearance of the mouth. This is typically addressed by training the VSR models on a large number of subjects with varying poses. Some preliminary works on pose-invariant [39] and subject-independent [40] VSR has shown that this can be addressed in a more principled way and this is another area which deserves further attention. Similarly, multi-view VSR [41, 42] can be beneficial but it is not clear yet which lip views are optimal and how they should be combined. The availability of multiple cameras in meeting rooms, cars and in modern smartphones opens up a new opportunity for improving VSR systems.

The vast majority of VSR systems have focused on plain English speech. However, it is known that lip movements are affected by the context where speech is produced and the type of speech. There is evidence that lip movements tend to increase in silent speech [43] and also when speech is produced in noise (Lombard effect) [44, 45]. Despite studies which show a performance drop when VSR models [46, 47, 48, 49] are tested on such conditions this area still remains unexplored. Finally, the development of non-English VSR systems which take into account the unique characteristics and accents of each language also remains an open challenge.

3.3 Ethical Considerations

It is important to note that VSR is a dual-use technology, which means it can have a positive impact on society as well as a negative one. Although our objective is to build VSR systems that will be beneficial for the society, like the applications mentioned above, this technology can also be misused. One example is that it can be deployed for surveillance via CCTV or even via smartphone cameras, which raises privacy concerns [50, 51]. A potential side effect of this is that it might discourage people from speaking in public if they believe that their conversation can be intercepted by anyone carrying a camera [51]. Sophisticated surveillance using VSR technology might not be possible at the moment, especially via CCTV due to the low quality of CCTV camera images, compared to the high quality data used during training, but it should not be ignored. Cameras and VSR systems are getting better so it might become a serious privacy concern rather soon unless automatic blurring all faces of people who did not provide an explicit consent becomes a new standard.

Commercial applications of VSR technology are still at a very early stage. One of the very few examples is a smartphone application which aims to help speech impaired patients communicate and it is currently being trialled in UK NHS hospitals. This is being developed by Liopa [52] which also works on keyword spotting from CCTV footage.

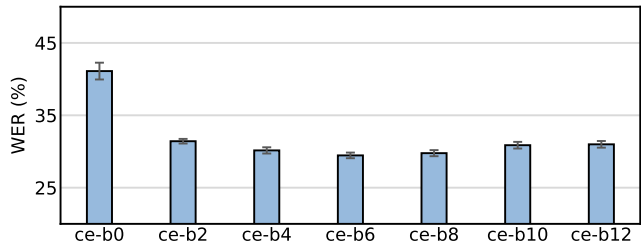


Figure 2: Performance of visual speech recognition on the LRS2 test set as a function of the layer where the auxiliary loss is attached (see equation 3). “ce-b0” to “ce-b12” refer to the conformer layers from bottom to top.

Hence, we argue that appropriate government regulations about VSR systems, which address the privacy concerns and potential misuse, are necessary at this early stage before the technology is fully commercialised. This will allow the proper auditing of every new application before it reaches the market and its risks and merits can be properly communicated to the users and the public. Otherwise VSR systems may have the same fate as face recognition technology which was commercialised without proper regulation being in place. As a consequence, a ban on using face recognition was introduced in several cities [53, 54, 55] and some companies either stopped offering such services or put restrictions on their use [56, 57, 58, 59] when the ethical concerns became widely known.

It should also be pointed out that VSR technology might be biased against specific age groups, gender, cultural backgrounds or non-native speakers. Most of the publicly available datasets have been collected from TV programs, TED talks or YouTube videos. Hence, it is very likely that some groups are underrepresented, e.g., younger people when data are collected from TV programs or older people when data are collected from YouTube. Similarly, it is likely that people from specific cultural backgrounds or non-native speakers are also underrepresented. This will lead to VSR models which are less accurate for all these groups. Since demographic information is not available for any publicly available dataset used for training VSR models it is not easy to verify if such biases exist. VSR models need to be trained on demographically diverse data including non-native speakers to ensure similar performance across different user groups. This will lead to VSR systems whose accuracy is not lower for some users because their age, gender, cultural background or accent is underrepresented in the training data.

4 Visual Speech Recognition

Our method outperforms state-of-the-art methods by a large margin for visual speech recognition in multiple languages. In what follows we explain the details of our approach and the changes that we have made to the training strategy and architecture which led to this highly

Table 5: Investigation of the impact of hyperparameters and Language Model (LM) choices on the LRS2 dataset and LRS3 dataset.

Method	WER on LRS2	WER on LRS3
CM-seq2seq [10] - Baseline	37.8±0.5	44.9±0.8
+ Hyperparameter Optimisation	35.9±0.5	40.6±0.8
+ Improved LM	35.0±0.5	39.1±0.4

Table 6: Ablation study on the LRS2 dataset and LRS3 dataset.

Method	WER on LRS2	WER on LRS3
CM-seq2seq [10] - Baseline	37.8±0.5	44.9±0.8
Our model	29.5±0.4	35.8±0.5
- Audio auxiliary task	31.4±0.3	36.6±0.3
- Visual auxiliary task	30.6±0.5	36.9±0.5
- Audio auxiliary task, visual auxiliary task	33.2±0.5	38.2±1.3
- Time masking	32.6±0.5	38.5±0.5
- Audio auxiliary task, visual auxiliary task, time masking	35.0±0.5	39.1±0.4

improved performance.

4.1 Datasets

LRS2 [3] is a large-scale audio-visual English dataset collected from BBC programs. It consists of 144 482 video clips with a total duration of 224.5 hours. The videos are divided into a pre-training set with 96 318 utterances (195 hours), a training set with 45 839 utterances (28 hours), a validation set with 1,082 utterances (0.6 hours) and a test set with 1 243 utterances (0.5 hours).

LRS3 [60] is the largest publicly audio-visual English dataset collected from TED and TEDx talks. It contains 438.9 hours with 151 819 utterances. Specifically, there are 118 516 utterances in the pre-train set (408 hours), 31 982 utterances in the train-val set (30 hours) and 1 321 utterances in the test set (0.9 hours).

CMLR [8] is a large-scale audio-visual Mandarin dataset collected from Chinese national news program. It contains 102 072 clips with transcriptions. The training, validation and test sets contain 71 448 (60.6 hours), 10 206 (8.6 hours) and 20 418 (17.3 hours) clips, respectively. To the best of our knowledge, CMLR is the largest publicly available dataset in Mandarin.

CMU-MOSEAS [61] is a large-scale dataset, which contains multiple languages, and was collected from YouTube videos. It consists of 40 000 transcribed sentences and includes Spanish, Portuguese, German and French. We consider the Spanish videos (CM_{es}) with a total duration of 16.3 hours. We divided the data into training and test sets which contain 8 253 videos (15.7 hours) and 329 videos (0.6 hours), respectively.

Multilingual TEDx [62] is a multilingual corpus collected from TEDx Talks. It covers 8 languages with manual transcriptions and has a total duration of 765 hours. For the purposes of this study, we consider the Spanish videos (MT_{es}) and use the data split proposed in [62]. We manually cleaned the dataset to exclude videos where the speaker is not visible, resulting in a total of 44 745 videos (71.4 hours) for training, 403 videos (0.7 hours) for validation and 302 videos (0.5 hours) for testing. It should be noted that we only use the training set in this study.

AVSpeech [25] is a large-scale audio-visual dataset consisting of 4700 hours of video in multiple languages. A pre-trained language recognition model, VoxLingua107 [63], was first used to identify the English speaking videos. Then, two pre-trained ASR models, Wav2Vec2-Base-960h[†] and Wav2Vec2-large-xlsr-53-english^{‡‡}, were used to obtain machine-generated transcriptions for these videos. We only kept the videos where the WER between the two generated transcriptions is below 60 %, resulting in 350 991 videos with a total duration of 641 hours. The transcriptions generated by the Wav2Vec2-Base-960h model were used for these videos.

4.2 Performance Metrics

Word Error Rate (WER) is the most common metric used in speech recognition, which measures how close the predicted word sequence is to the target word sequence. Assuming S is the number of substitutions, D is the number of deletions, I is the number of insertions needed to get

[†]<https://huggingface.co/facebook/wav2vec2-base-960h>

^{‡‡}<https://huggingface.co/jonatasgrosman/wav2vec2-large-xlsr-53-english>

from the predicted to the target sequence and N is the number of words in the target sequence, then the metric can be defined as follows:

$$WER = \frac{S + D + I}{N} \quad (1)$$

Similarly to WER, we can define the character error rate (CER) which measures how close the predicted and target character sequences are. In this case, S , D , and I are computed at the character level and N is the total number of characters.

4.3 Pre-processing

We use the RetinaFace [64] face detector and the Face Alignment Network (FAN) [65] to detect 68 facial landmarks. Then, the faces are registered to a neutral reference frame using a similarity transformation to remove translation and scaling variations. A bounding box of 96×96 , centered on the mouth center, is used to crop the mouth Region Of Interest (ROI). The cropped patch is further converted to gray-scale and normalised with respect to the overall mean and variance of the training set.

4.4 Hyper-parameter Optimisation

Hyper-parameter optimisation aims at improving the performance of a model by fine-tuning the values of parameters which are used to control the training process or the model architecture. Some of the most common hyper-parameters which are usually optimised are the following: initial learning rate, learning rate decay parameters, number of layers, size of layers, dropout rate and the loss function weights which are used to combine the different loss terms. Additional hyper-parameters related to conformers are the number and size of the self attention heads. We performed hyper-parameter optimisation on the LRS2 dataset by attempting to reduce the WER on the validation set. Our conclusion was that the parameters used in the baseline model [10] were already optimal so no further improvement was observed.

The next step was to optimise other hyper-parameters which might not have been exhaustively optimised, like batch size related parameters. Again the parameters were chosen based on the validation set performance. Further details and results can be seen in section S4 and Table S8, respectively, in the Supplementary Information. Results on the LRS2 and LRS3 test sets are shown in Table 5. It is clear that hyperparameter optimisation results in a significant reduction in the WER for both datasets.

4.5 Improving Language Models

A language model (LM) determines the probability of a given sequence of characters. It is used during decoding and favours sequences which are more likely to occur. In order to increase the capacity of the LM we use multiple text corpora for training. We also increase the number of

sequences considered during decoding (beam size is set to 40). The impact of these changes can be seen in Table 5 where the WER is reduced for both English datasets.

The score from the language model (S_{LM}) is incorporated in decoding as shown in Eq. 2.

$$S = \lambda S_{CTC} + (1 - \lambda) S_{att} + \beta S_{LM} \quad (2)$$

where S_{CTC} and S_{att} are the scores of the CTC and decoder branch, respectively. λ and β correspond to the CTC and language models score weights. Additional details about the corpora used for training the LM in each language and training details can be found in section S5 in the Supplementary Information.

4.6 Time Masking

Data augmentation works by synthesising additional distorted training data with the goal of reducing over-fitting. In visual speech recognition, most existing works employ image transformations such as random cropping and horizontal flipping [66, 10, 13]. These spatial augmentations are helpful but they do not take into account the temporal nature of visual speech. Only few works exist which apply temporal augmentations like deleting or duplicating frames [67] or variable length augmentation [68].

In this work we propose the use of time masking which is commonly used in training ASR models [69]. It works by randomly masking n consecutive frames by replacing them with the mean sequence frame. This allows the model to more effectively use contextual information and can better disambiguate similar lip movements which correspond to different phonemes. It also makes the model more robust to short missing segments. Given that there is large variance in the video lengths, especially on the LRS2 and LRS3 datasets, the number of masks used is proportional to the length of the training sequence. Additional details about this augmentation can be found in section S6 in the Supplementary Information.

The impact of time masking is shown in the ablation study on the LRS2 and LRS3 datasets shown in Table 6. Training a model without time masking results in a significant increase in the mean WER when compared to the full model.

4.7 Prediction-based Auxiliary Tasks

The standard approach to visual speech recognition relies on end-to-end training which allows the entire model to be optimised towards the desired target. This is an attractive property and has led to impressive results but also results in significant challenges in training such a large model. One solution which has been recently proposed is the use of auxiliary tasks in the form of additional losses applied to intermediate layers of the model [70, 71, 72]. This acts as regularisation which helps the model learn better representations and leads to better generalisation on test data.

Based on this observation we propose as an auxiliary task the prediction from intermediate layers of audio and

visual representations learned by pre-trained ASR and VSR models (see Fig. 1c). This is inspired by the recent success of prediction tasks in self-supervised learning. In particular, good audio representations can be learned by predicting handcrafted audio features [73] or by using joint audio and visual supervision [74]. Similarly, visual speech representations can be learned by predicting audio features [75]. Hence, the proposed auxiliary task provides additional supervision to the intermediate layers of the model which in turns results in better visual representations and improved performance. Mathematically, this is formulated as a regression problem where the goal is to minimise the L1 distance between the predicted and pre-trained visual and audio features. This results in the following loss term added to loss function:

$$\mathcal{L}_{AUX} = \beta_a \|h_a(f^l(\mathbf{x}_v)) - g_a^l(\mathbf{x}_a)\|_1 + \beta_v \|h_v(f^l(\mathbf{x}_v)) - g_v^l(\mathbf{x}_v)\|_1 \quad (3)$$

where \mathbf{x}_v and \mathbf{x}_a are the visual and audio input sequences, respectively, g_v and g_a are the pre-trained visual and audio encoders, respectively. f is the subnetwork up to layer l whose intermediate representation is used as input to the audio and visual predictor h_a and h_v , respectively. β_a and β_v are the coefficients for each loss term and $\|\cdot\|_1$ is the ℓ_1 -norm.

The model performs VSR and at the same time attempts to predict audio and visual representations from intermediate layers. Hence, the final loss is simply the addition of the main VSR loss and the auxiliary loss as follows:

$$\mathcal{L} = \mathcal{L}_{VSR} + \mathcal{L}_{AUX} \quad (4)$$

$$\mathcal{L}_{VSR} = \alpha \mathcal{L}_{CTC} + (1 - \alpha) \mathcal{L}_{att} \quad (5)$$

where \mathcal{L}_{VSR} is the loss of the hybrid CTC/attention architecture used. \mathcal{L}_{CTC} is the CTC loss, \mathcal{L}_{att} the loss of the attention mechanism and α controls the relative weight of each loss term. Further details about the losses can be found in section S7 in the Supplementary Information.

The significant impact of the auxiliary losses on performance can be seen in Table 6. Removing either loss, i.e., either the first or second term from equation 3, leads to an increase in the mean WER for both datasets. In case both losses are removed, i.e., no auxiliary loss is used, then the increase in the mean WER is even greater. Finally, the removal of the two losses and time masking results in a significant decrease in performance.

An ablation study on the effect of layer l where the auxiliary loss (equation 3) is attached is shown in Fig. 2. Layer 6 was found to be the optimal level based on the performance on the validation set. All results reported in all Tables are based on this configuration. Further details and results are presented in the Supplementary Information in section S9.1 and Fig. S1, respectively.

4.8 Using Additional Training Data

Using larger and larger training sets is a recent trend in the literature in order to reduce the WER. In order to investigate the impact of the amount of training data we train models on varying amounts of data. We start by training models using only the training set of each database (ninth row of Table 1 and sixth row of Table 2). It is not possible to train a model from scratch on the LRS2 and LRS3 datasets so we use curriculum learning. This means that we first use only short utterances and as training progresses we keep adding longer ones. Further details on curriculum learning can be found in section S8 in the Supplementary Information. Then we use a model trained for recognising 500 English words [68] on the LRW dataset for initialisation and we fine-tune it on the corresponding training sets of the LRS2 or LRS3 datasets (tenth row of Table 1 and seventh row of Table 2). Finally, we use the models trained on LRW + LRS3 and LRW + LRS2 as initialisation and fine-tune them further on LRS2 and LRS3, respectively (eleventh row of Table 1 and eighth row of Table 2). It is clear as we use more datasets for training the performance keeps improving. This is also the case for Spanish and Mandarin (seventh row of Table 3 and fourth row of Table 4) even when models trained on English are used for initialisation. However, the reduction in WER is smaller than in English probably due to language mismatch.

Finally, we use a subset of the AVspeech dataset as additional training data together with the automatically generated English transcriptions. Again, the WER is reduced in all languages (twelfth row of Table 1, ninth row of Table 2, last row of Table 3 and Table 4), despite using transcriptions which contain errors, with the smallest reduction observed in Mandarin. This is not surprising since Mandarin is much less similar to English than Spanish. These results are in line with the hypothesis that the reduction in the WER reported in recent works is mainly due to the larger datasets used for training.

4.9 Implementation

Our experiments were implemented using an open-source toolkit, ESPNet [76]. We train the models with the Adam optimizer [77] with $\beta_1 = 0.9$, $\beta_2 = 0.98$ and $\epsilon = 10^{-9}$. The learning rate is increased linearly in the first 25 000 steps, yielding a peak learning rate of 0.0004 and thereafter decreases proportionally to the inverse square root of the step number. The network is trained for 50 epochs with a batch size of 16. We use the model averaged over the last 10 checkpoints for evaluation. Details regarding the network architecture are provided in section S2 in the Supplementary Information.

5 Conclusions

In this work, we presented our approach for visual speech recognition and demonstrated that state-of-the-art perfor-

mance can be achieved not only by using larger datasets, which is the current trend in the literature, but also by carefully designing a model. We highlighted the importance of hyper-parameter optimisation which can further improve the performance of existing architectures. We then showed the importance of time masking which forces the network to focus more in the context. We also proposed a new architecture based on auxiliary tasks where the VSR model also predicts audio visual representations learned by pre-trained ASR and VSR models. Finally, we provided evidence that using larger datasets improves the performance which is in line with recent works in this field. Our approach outperforms all existing VSR works trained on publicly available datasets in English, Spanish and Mandarin by a large margin.

Acknowledgements

All training, testing and ablation studies have been conducted at Imperial College London.

Data Availability

The datasets used in the current study are available from the original authors on the LRS2 (https://www.robots.ox.ac.uk/~vgg/data/lip_reading/lrs2.html), LRS3 (https://www.robots.ox.ac.uk/~vgg/data/lip_reading/lrs3.html), CMLR (<https://www.vipazoo.cn/CMLR.html>), Multilingual TEDx (<http://www.openslr.org/100>), and CMU-MOSEAS (<http://immortal.multicomp.cs.cmu.edu/cache/multilingual>) repositories. Qualitative results and the list of cleaned videos for the training and test sets of CMU-MOSEAS and Multilingual TEDx are available on the authors’ Github repository[†].

Code Availability

Pretrained networks and testing code are available on the authors’ Github repository[†] under a Attribution-NonCommercial-NoDerivatives 4.0 International (CC BY-NC-ND 4.0) license.

Authors’ Contributions

The code was written by P.M., and the experiments were conducted by P.M. and S.P. The manuscript was written by P.M., S.P. and M.P. M.P. supervised the entire project.

Competing Interests

The authors declare no competing interests.

[†]<https://mpc001.github.io/lipreader.html>

Additional Information

Correspondence should be addressed to P.M. or S.P.

References

- [1] Potamianos, G., Neti, C., Gravier, G., Garg, A. & Senior, A. W. Recent advances in the automatic recognition of audiovisual speech. *Proceedings of the IEEE* **91**, 1306–1326 (2003).
- [2] Dupont, S. & Luetttin, J. Audio-visual speech modeling for continuous speech recognition. *IEEE Transactions on Multimedia* **2**, 141–151 (2000).
- [3] Chung, J. S., Senior, A., Vinyals, O. & Zisserman, A. Lip reading sentences in the wild. In *Proceedings of the 30th IEEE/CVF Conference on Computer Vision and Pattern Recognition*, 3444–3453 (2017).
- [4] Afouras, T., Chung, J. S., Senior, A., Vinyals, O. & Zisserman, A. Deep audio-visual speech recognition. *IEEE Transactions on Pattern Analysis and Machine Intelligence* (2018).
- [5] Shillingford, B. *et al.* Large-scale visual speech recognition. In *Proceedings of the 20th Annual Conference of International Speech Communication Association*, 4135–4139 (2019).
- [6] Serdyuk, D., Braga, O. & Siohan, O. Audio-visual speech recognition is worth $32 \times 32 \times 8$ voxels. In *Proceedings of the IEEE Automatic Speech Recognition and Understanding Workshop*, 796–802 (2021).
- [7] Zhang, X. *et al.* Understanding pictograph with facial features: End-to-end sentence-level lip reading of chinese. In *Proceedings of the 33rd AAAI Conference on Artificial Intelligence*, 9211–9218 (2019).
- [8] Zhao, Y., Xu, R. & Song, M. A cascade sequence-to-sequence model for chinese mandarin lip reading. In *Proceedings of the 1st ACM International Conference on Multimedia in Asia*, 1–6 (2019).
- [9] Ma, S., Wang, S. & Lin, X. A transformer-based model for sentence-level chinese mandarin lipreading. In *Proceedings of the 5th IEEE International Conference on Data Science in Cyberspace*, 78–81 (2020).
- [10] Ma, P., Petridis, S. & Pantic, M. End-to-end audio-visual speech recognition with conformers. In *Proceedings of the 46th IEEE International Conference on Acoustics, Speech and Signal Processing*, 7613–7617 (2021).
- [11] Gulati, A. *et al.* Conformer: Convolution-augmented transformer for speech recognition. In *Proceedings of the 21st Annual Conference of International Speech Communication Association*, 5036–5040 (2020).

- [12] Vaswani, A. *et al.* Attention is all you need. In *Proceedings of the 30th International Conference on Neural Information Processing Systems*, 5998–6008 (2017).
- [13] Petridis, S., Stafylakis, T., Ma, P., Tzimiropoulos, G. & Pantic, M. Audio-visual speech recognition with a hybrid CTC/attention architecture. In *Proceedings of the IEEE Spoken Language Technology Workshop*, 513–520 (2018).
- [14] Afouras, T., Chung, J. S. & Zisserman, A. ASR is all you need: Cross-modal distillation for lip reading. In *Proceedings of the 45th IEEE International Conference on Acoustics, Speech and Signal Processing*, 2143–2147 (2020).
- [15] Ren, S., Du, Y., Lv, J., Han, G. & He, S. Learning from the master: Distilling cross-modal advanced knowledge for lip reading. In *Proceedings of the 34th IEEE/CVF Conference on Computer Vision and Pattern Recognition*, 13325–13333 (2021).
- [16] Yu, J. *et al.* Audio-visual recognition of overlapped speech for the LRS2 dataset. In *Proceedings of the 45th IEEE International Conference on Acoustics, Speech and Signal Processing*, 6984–6988 (2020).
- [17] Makino, T. *et al.* Recurrent neural network transducer for audio-visual speech recognition. In *Proceedings of the IEEE Automatic Speech Recognition and Understanding Workshop*, 905–912 (2019).
- [18] Zhao, Y. *et al.* Hearing lips: Improving lip reading by distilling speech recognizers. In *Proceedings of the 34th AAAI Conference on Artificial Intelligence*, 6917–6924 (2020).
- [19] McGurk, H. & MacDonald, J. Hearing lips and seeing voices. *Nature* **264**, 746–748 (1976).
- [20] Sumbly, W. H. & Pollack, I. Visual contribution to speech intelligibility in noise. *The Journal of the Acoustical Society of America* **26**, 212–215 (1954).
- [21] Lombard, E. Le signe de l’elevation de la voix. *Ann. Mal. de L’Oreille et du Larynx* 101–119 (1911).
- [22] Yu, W., Zeiler, S. & Kolossa, D. Fusing information streams in end-to-end audio-visual speech recognition. In *Proceedings of the 46th IEEE International Conference on Acoustics, Speech and Signal Processing*, 3430–3434 (2021).
- [23] Sterpu, G., Saam, C. & Harte, N. How to teach dnns to pay attention to the visual modality in speech recognition. *IEEE/ACM Transactions on Audio Speech and Language Processing* **28**, 1052–1064 (2020).
- [24] Afouras, T., Chung, J. S. & Zisserman, A. The conversation: Deep audio-visual speech enhancement. In *Proceedings of the 19th Annual Conference of International Speech Communication Association*, 3244–3248 (2018).
- [25] Ephrat, A. *et al.* Looking to listen at the cocktail party: a speaker-independent audio-visual model for speech separation. *ACM Transactions on Graphics* **37**, 112:1–112:11 (2018).
- [26] Gao, R. & Grauman, K. Visualvoice: Audio-visual speech separation with cross-modal consistency. In *Proceedings of the 34th IEEE/CVF Conference on Computer Vision and Pattern Recognition*, 15495–15505 (2021).
- [27] Yoshimura, T., Hayashi, T., Takeda, K. & Watanabe, S. End-to-end automatic speech recognition integrated with ctc-based voice activity detection. In *Proceedings of the 45th IEEE International Conference on Acoustics, Speech and Signal Processing*, 6999–7003 (2020).
- [28] Kim, Y. J. *et al.* Look who’s talking: Active speaker detection in the wild. In *Proceedings of the 22nd Annual Conference of International Speech Communication Association*, 3675–3679 (2021).
- [29] Chung, J. S., Huh, J., Nagrani, A., Afouras, T. & Zisserman, A. Spot the conversation: Speaker diarisation in the wild. In *Proceedings of the 21st Annual Conference of International Speech Communication Association*, 299–303 (2020).
- [30] Denby, B. *et al.* Silent speech interfaces. *Speech Communication* **52**, 270–287 (2010).
- [31] Haliassos, A., Vougioukas, K., Petridis, S. & Pantic, M. Lips don’t lie: A generalisable and robust approach to face forgery detection. In *Proceedings of the 34th IEEE/CVF Conference on Computer Vision and Pattern Recognition*, 5039–5049 (2021).
- [32] Ephrat, A. & Peleg, S. Vid2speech: speech reconstruction from silent video. In *Proceedings of the 42nd IEEE International Conference on Acoustics, Speech and Signal Processing*, 5095–5099 (2017).
- [33] Mira, R. *et al.* End-to-end video-to-speech synthesis using generative adversarial networks. Preprint at <https://arxiv.org/abs/2104.13332> (2021).
- [34] Michelsanti, D. *et al.* Vocoder-Based Speech Synthesis from Silent Videos. In *Proceedings of the 21st Annual Conference of International Speech Communication Association*, 3530–3534 (2020).
- [35] Prajwal, K., Mukhopadhyay, R., Namboodiri, V. P. & Jawahar, C. Learning individual speaking styles for accurate lip to speech synthesis. In *Proceedings of the 33rd IEEE/CVF Conference on Computer Vision and Pattern Recognition*, 13796–13805 (2020).

- [36] Dungan, L., Karaali, A. & Harte, N. The impact of reduced video quality on visual speech recognition. In *Proceedings of the 25th IEEE International Conference on Image Processing*, 2560–2564 (2018).
- [37] Bear, H. L., Harvey, R., Theobald, B.-J. & Lan, Y. Resolution limits on visual speech recognition. In *Proceedings of the 21st IEEE International Conference on Image Processing*, 1371–1375 (2014).
- [38] Geirhos, R. *et al.* Imagenet-trained cnns are biased towards texture; increasing shape bias improves accuracy and robustness. In *Proceedings of the 7th International Conference on Learning Representations* (2019).
- [39] Cheng, S. *et al.* Towards pose-invariant lip-reading. In *Proceedings of the 45th IEEE International Conference on Acoustics, Speech and Signal Processing*, 4357–4361 (2020).
- [40] Wand, M. & Schmidhuber, J. Improving speaker-independent lipreading with domain-adversarial training. In *Proceedings of the 18th Annual Conference of International Speech Communication Association*, 3662–3666 (2017).
- [41] Petridis, S., Wang, Y., Li, Z. & Pantic, M. End-to-end multi-view lipreading. In *Proceedings of the 28th British Machine Vision Conference* (2017).
- [42] Lee, D., Lee, J. & Kim, K.-E. Multi-view automatic lip-reading using neural network. In *Proceedings of the 13th Asian Conference on Computer Vision*, 290–302 (2016).
- [43] Bicevskis, K. *et al.* Effects of mouthing and interlocutor presence on movements of visible vs. non-visible articulators. *Canadian acoustics= Acoustique canadienne* **44**, 17 (2016).
- [44] Šimko, J., Beňuš, Š. & Vainio, M. Hyperarticulation in lombard speech: Global coordination of the jaw, lips and the tongue. *The Journal of the Acoustical Society of America* **139**, 151–162 (2016).
- [45] Garnier, M., Ménard, L. & Richard, G. Effect of being seen on the production of visible speech cues. a pilot study on lombard speech. In *Proceedings of the 13th Annual Conference of International Speech Communication Association*, 611–614 (2012).
- [46] Ma, P., Petridis, S. & Pantic, M. Investigating the lombard effect influence on end-to-end audio-visual speech recognition. In *Proceedings of the 20th Annual Conference of International Speech Communication Association*, 4090–4094 (2019).
- [47] Petridis, S., Shen, J., Cetin, D. & Pantic, M. Visual-only recognition of normal, whispered and silent speech. In *Proceedings of the 43rd IEEE International Conference on Acoustics, Speech and Signal Processing*, 6219–6223 (2018).
- [48] Michelsanti, D., Tan, Z.-H., Sigurdsson, S. & Jensen, J. Deep-learning-based audio-visual speech enhancement in presence of lombard effect. *Speech Communication* **115**, 38–50 (2019).
- [49] Heracleous, P., Ishi, C. T., Sato, M., Ishiguro, H. & Hagita, N. Analysis of the visual lombard effect and automatic recognition experiments. *Computer Speech & Language* **27**, 288–300 (2013).
- [50] Efforts to Acknowledge the Risks of New A.I. Technology. <https://www.nytimes.com/2018/10/22/business/efforts-to-acknowledge-the-risks-of-new-ai-technology.html> (2018). [Online; accessed 22-December-2021].
- [51] Tech Companies Are Training AI to Read Your Lips. <https://www.vice.com/en/article/bvzvvdw/tech-companies-are-training-ai-to-read-your-lips> (2021). [Online; accessed 22-December-2021].
- [52] Liopa - the world's only startup focused on automated lipreading via visual speech recognition. <https://liopa.ai>. [Online; accessed 24-November-2021].
- [53] Maine passes the strongest state facial recognition ban yet. <https://www.theverge.com/2021/6/30/22557516/maine-facial-recognition-ban-state-law> (2021). [Online; accessed 24-November-2021].
- [54] Facial Recognition Laws Are (Literally) All Over the Map. <https://www.wired.com/story/facial-recognition-laws-are-literally-all-over-the-map/> (2019). [Online; accessed 24-November-2021].
- [55] 13 Cities Where Police Are Banned From Using Facial Recognition Tech. <https://innotechtoday.com/13-cities-where-police-are-banned-from-using-facial-recognition-tech/> (2020). [Online; accessed 24-November-2021].
- [56] An Update On Our Use of Face Recognition. <https://about.fb.com/news/2021/11/update-on-use-of-face-recognition/> (2021). [Online; accessed 24-November-2021].
- [57] Amazon will block police indefinitely from using its facial-recognition software. <https://edition.cnn.com/2021/05/18/tech/amazon-police-facial-recognition-ban/index.html> (2021). [Online; accessed 24-November-2021].
- [58] Microsoft won't sell police its facial-recognition technology, following similar moves by Amazon and IBM. <https://www.washingtonpost.com/technology/2020/06/11/microsoft-facial-recognition> (2020). [Online; accessed 24-November-2021].

- [59] IBM abandons ‘biased’ facial recognition tech. <https://www.bbc.com/news/technology-52978191> (2020). [Online; accessed 24-November-2021].
- [60] Afouras, T., Chung, J. S. & Zisserman, A. LRS3-TED: a large-scale dataset for visual speech recognition. Preprint at <https://arxiv.org/abs/1809.00496> (2018).
- [61] Zadeh, A. B. *et al.* CMU-MOSEAS: A multimodal language dataset for spanish, portuguese, german and french. In *Proceedings of the 2020 Conference on Empirical Methods in Natural Language Processing*, 1801–1812 (2020).
- [62] Salesky, E. *et al.* The Multilingual TEDx Corpus for Speech Recognition and Translation. In *Proceedings of the 22nd Annual Conference of International Speech Communication Association*, 3655–3659 (2021).
- [63] Valk, J. & Alumäe, T. VoxLingua107: a dataset for spoken language recognition. In *Proceedings of the IEEE Spoken Language Technology Workshop* (2021).
- [64] Deng, J. *et al.* Retinaface: Single-stage dense face localisation in the wild. In *Proceedings of the 33rd IEEE/CVF Conference on Computer Vision and Pattern Recognition*, 5203–5212 (2020).
- [65] Bulat, A. & Tzimiropoulos, G. How far are we from solving the 2d & 3d face alignment problem? (and a dataset of 230,000 3d facial landmarks). In *Proceedings of the 16th IEEE/CVF International Conference on Computer Vision* (2017).
- [66] Simonyan, K. & Zisserman, A. Very deep convolutional networks for large-scale image recognition. In *Proceedings of the 3rd International Conference on Learning Representations* (2015).
- [67] Assael, Y., Shillingford, B., Whiteson, S. & De Freitas, N. Lipnet: End-to-end sentence-level lipreading. Preprint at <https://arxiv.org/abs/1611.01599> (2016).
- [68] Ma, P., Martinez, B., Petridis, S. & Pantic, M. Towards practical lipreading with distilled and efficient models. In *Proceedings of the 46th IEEE International Conference on Acoustics, Speech and Signal Processing*, 7608–7612 (2021).
- [69] Park, D. S. *et al.* Specaugment: A simple data augmentation method for automatic speech recognition. In *Proceedings of the 20th Annual Conference of International Speech Communication Association*, 2613–2617 (2019).
- [70] Liu, C. *et al.* Improving rnn transducer based asr with auxiliary tasks. In *Proceedings of the IEEE Spoken Language Technology Workshop*, 172–179 (2021).
- [71] Toshniwal, S., Tang, H., Lu, L. & Livescu, K. Multitask learning with low-level auxiliary tasks for encoder-decoder based speech recognition. In *Proceedings of the 18th Annual Conference of International Speech Communication Association*, 3532–3536 (2017).
- [72] Lee, J. & Watanabe, S. Intermediate loss regularization for ctc-based speech recognition. In *Proceedings of the 46th IEEE International Conference on Acoustics, Speech and Signal Processing*, 6224–6228 (2021).
- [73] Pascual, S., Ravanelli, M., Serrà, J., Bonafonte, A. & Bengio, Y. Learning Problem-Agnostic Speech Representations from Multiple Self-Supervised Tasks. In *Proceedings of the 20th Annual Conference of International Speech Communication Association*, 161–165 (2019).
- [74] Shukla, A., Petridis, S. & Pantic, M. Learning speech representations from raw audio by joint audiovisual self-supervision. In *Proceedings of the 37th International Conference on Machine Learning Workshop* (2020).
- [75] Ma, P., Mira, R., Petridis, S., Schuller, B. W. & Pantic, M. LiRA: Learning Visual Speech Representations from Audio Through Self-Supervision. In *Proceedings of the 22nd Annual Conference of International Speech Communication Association*, 3011–3015 (2021).
- [76] Watanabe, S. *et al.* ESPnet: End-to-end speech processing toolkit. In *Proceedings of the 19th Annual Conference of International Speech Communication Association*, 2207–2211 (2018).
- [77] Kingma, D. & Ba, J. Adam: A method for stochastic optimization. In *Proceedings of the 2nd International Conference on Learning Representations* (2014).
- [78] He, K., Zhang, X., Ren, S. & Sun, J. Deep residual learning for image recognition. In *Proceedings of the 29th IEEE/CVF Conference on Computer Vision and Pattern Recognition*, 770–778 (2016).
- [79] Stafylakis, T. & Tzimiropoulos, G. Combining residual networks with LSTMs for lipreading. In *Proceedings of the 18th Annual Conference of International Speech Communication Association*, vol. 9, 3652–3656 (2017).
- [80] Dai, Z. *et al.* Transformer-XL: Attentive language models beyond a fixed-length context. In *Proceedings of the 57th Conference of the Association for Computational Linguistics*, 2978–2988 (2019).
- [81] Dauphin, Y. N., Fan, A., Auli, M. & Grangier, D. Language modeling with gated convolutional networks. In *Proceedings of the 34th International Conference on Machine Learning*, vol. 70, 933–941 (2017).

- [82] Chung, J. S. & Zisserman, A. Lip reading in the wild. In *Proceedings of the 13th Asian Conference on Computer Vision*, vol. 10112, 87–103 (2016).
- [83] Irie, K., Zeyer, A., Schlüter, R. & Ney, H. Language modeling with deep transformers. In *Proceedings of the 20th Annual Conference of International Speech Communication Association*, 3905–3909 (2019).
- [84] Panayotov, V., Chen, G., Povey, D. & Khudanpur, S. Librispeech: An ASR corpus based on public domain audio books. In *Proceedings of the 40th IEEE International Conference on Acoustics, Speech and Signal Processing*, 5206–5210 (2015).
- [85] Hernandez, F., Nguyen, V., Ghannay, S., Tomashenko, N. A. & Estève, Y. TED-LIUM 3: Twice as much data and corpus repartition for experiments on speaker adaptation. In *International Conference on Speech and Computer*, vol. 11096, 198–208 (2018).
- [86] Ardila, R. *et al.* Common voice: A massively-multilingual speech corpus. In *Proceedings of the 12th Language Resources and Evaluation Conference*, 4218–4222 (2020).
- [87] Pratap, V., Xu, Q., Sriram, A., Synnaeve, G. & Collobert, R. MLS: A large-scale multilingual dataset for speech research. In *Proceedings of the 21st Annual Conference of International Speech Communication Association*, 2757–2761 (2020).
- [88] Watanabe, S., Hori, T., Kim, S., Hershey, J. R. & Hayashi, T. Hybrid ctc/attention architecture for end-to-end speech recognition. *IEEE Journal of Selected Topics in Signal Processing* **11**, 1240–1253 (2017).

S1 Datasets Details

Details about the audio-visual datasets used in this study are presented in Table S1. It is clear that the non-publicly available datasets are one to two orders of magnitude larger than the publicly available ones.

S2 Architecture Details

The model consists of 4 modules, a front-end encoder (VSR encoder in Fig. 1c), a back-end encoder, a hybrid CTC and transformer decoder and two predictors. In particular, the encoder receives as input the raw images and maps them to visual speech representations which are fed to the back-end encoder. This is followed by a CTC and transformer decoder which generates the predicted characters. Finally, the features extracted from the middle position of the back-end encoder flow through two separate predictors to predict visual and acoustic speech representations from pre-trained VSR and ASR models, respectively.

The **front-end encoder** consists of a 3D convolutional layer with a kernel size of $5 \times 7 \times 7$ followed by a ResNet-18 [78, 79]. Let $B \times T \times H \times W$ be the input tensor to the visual front-end module, where B , T , H , and W correspond to batch size, number of frames, height and width, respectively. The visual features at the top of the residual blocks are aggregated along the spatial dimension by a global average pooling layer, resulting in a feature output of dimensions $B \times C \times T$, where C indicates the channel dimensionality. The Swish activation functions is used in all layers. The detailed architecture can be seen in Table S2.

The **back-end encoder** starts with a positional embedding module, followed by a stack of 12 conformer blocks. The positional embedding module is a linear layer, which projects the features from the output of ResNet-18 to a 256-dimensional space. The transformed features are further injected with relative position information [80]. In each conformer block, a feed-forward module, a self-attention module, a convolution module, and a second feed-forward module are stacked in order. Specifically, the feed-forward module is comprised of a linear layer, which projects the features to a higher 2048-dimensional space, followed by a Rectified Linear Unit (ReLU) activation function, a dropout layer with a probability of 0.1, and a second linear layer with output dimension of 256. Half-step residual connections are also used in each feed-forward module. The self-attention module is capable of modeling global dependencies among elements. The module maps the query and a set of key-value pairs through an attention map, which focuses on different parts of the input. Instead of performing a single attention function, a multi-head mechanism is leveraged with different linear projections to a lower 64-dimensional space. The attention function is performed in parallel on each head and the outputs are concatenated into a 256-dimensional space and once again projected into the final values. The con-

Table S1: Details of Audio-Visual Datasets used in this work. CM_{xx} and MT_{xx} denote the particular language parts of the CMU-MOSEAS and Multilingual TEDx datasets, respectively, where xx denotes the standard language codes, conforming to the ISO 639-1 standard.

Dataset	Transcription	Hours
<i>Publicly Available Datasets</i>		
LRW [82]	✓	157
LRS2 [3]	✓	223
LRS3 [60]	✓	438
CMLR [8]	✓	61
MT _{es} [62]	✓	71
MT _{it} [62]	✓	46
MT _{pt} [62]	✓	81
MT _{fr} [62]	✓	85
CM _{es} [61]	✓	16
CM _{pt} [61]	✓	18
CM _{fr} [61]	✓	15
AVSpeech [25]	✗	641
<i>Non-Publicly Available Datasets</i>		
MVLRS [3]	✓	730
LSVSR [5]	✓	3 886
YT-31k [17]	✓	31 000
YT-90k [6]	✓	90 000
VoxCeleb2 ^{clean} [14]	✗	334

volutional module, which excels at capturing local patterns efficiently, is composed of an 1D point-wise convolutional layer, Gated Linear Units (GLU) [81], an 1D depth-wise convolutional layer, a batch normalisation layer, a swish activation layer, a 1D point-wise convolutional layer, and a layer normalisation layer. The combination of self-attention and convolution is capable of better capturing both local and global temporal information compared to the standard transformer architecture [11].

The **decoder** is composed of an embedding module and a set of residual multi-head attention blocks. It takes as input the encoded sequence and the prefixes of the target sequence. First, the prefixes from index 1 to $l - 1$ are projected to embedding vectors, where l is the target length index. The absolute positional encoding [12] is also added to the embedding. Next, the embedding is fed to a stack of multi-head attention blocks. Each block consists of a self-attention module, an encoder-decoder attention module and a feed-forward module. Layer normalisation is added before each module. Specifically, the self-attention module is slightly different from the one in the encoder

Table S2: The architecture of the front-end encoder of the VSR model. The filter shapes are denoted by $\{\text{Temporal Size} \times \text{Spatial Size}^2, \text{Channels}\}$ and $\{\text{Spatial Size}^2, \text{Channels}\}$ for 3D convolutional and 2D convolutional Layers, respectively. The sizes correspond to $[\text{Batch Size}, \text{Channels}, \text{Sequence Length}, \text{Height}, \text{Width}]$ and $[\text{Batch Size} \times \text{Sequence Length}, \text{Channels}, \text{Height}, \text{Width}]$, for 3D and 2D convolutional layers, respectively. T_v denotes the number of input frames.

Component Name	Layer Type		Input Size	Output Size
Stem ₁	Conv 3D, $5 \times 7^2, 64$		$[B, 1, T_v, 88, 88]$	$[B, 64, T_v, 44, 44]$
	3D Max Pooling, 1×3^2		$[B, 64, T_v, 44, 44]$	$[B, 64, T_v, 22, 22]$
Reshape	-		$[B, 64, T_v, 22, 22]$	$[B \times T_v, 64, 22, 22]$
Residual Block ₂	Conv 2D, $3^2, 64$ Conv 2D, $3^2, 64$	$\times 2$	$[B \times T_v, 64, 22, 22]$	$[B \times T_v, 64, 22, 22]$
Residual Block ₃	Conv 2D, $3^2, 128$ Conv 2D, $3^2, 128$	$\times 2$	$[B \times T_v, 64, 22, 22]$	$[B \times T_v, 128, 11, 11]$
Residual Block ₄	Conv 2D, $3^2, 256$ Conv 2D, $3^2, 256$	$\times 2$	$[B \times T_v, 128, 11, 11]$	$[B \times T_v, 256, 6, 6]$
Residual Block ₅	Conv 2D, $3^2, 512$ Conv 2D, $3^2, 512$	$\times 2$	$[B \times T_v, 256, 6, 6]$	$[B \times T_v, 512, 3, 3]$
Aggregation	2D Global Average Pooling		$[B \times T_v, 512, 3, 3]$	$[B \times T_v, 512, 1, 1]$
Reshape	-		$[B \times T_v, 512, 1, 1]$	$[B, 512, T_v]$

Table S3: The architecture of the front-end encoder of the ASR model. The filter shapes are denoted by $\{\text{Temporal Size}, \text{Channels}\}$ for 1D Convolutional Layers, respectively. The sizes correspond to $[\text{Batch Size}, \text{Channels}, \text{Sequence Length}]$. T_a denotes the length of audio waveforms.

Component Name	Layer Type		Input Size	Output Size
Stem ₁	Conv 1D, 80, 64		$[B, 1, T_a]$	$[B, 64, T_a//4]$
Residual Block ₂	Conv 1D, 3, 64 Conv 1D, 3, 64	$\times 2$	$[B, 64, T_a//4]$	$[B, 64, T_a//4]$
Residual Block ₃	Conv 1D, 3, 128 Conv 1D, 3, 128	$\times 2$	$[B, 64, T_a//4]$	$[B, 128, T_a//8]$
Residual Block ₄	Conv 1D, 3, 256 Conv 1D, 3, 256	$\times 2$	$[B, 128, T_a//8]$	$[B, 256, T_a//16]$
Residual Block ₅	Conv 1D, 3, 512 Conv 1D, 3, 512	$\times 2$	$[B, 256, T_a//16]$	$[B, 512, T_a//32]$
Aggregation	1D Average Pooling, Stride 20		$[B, 512, T_a//32]$	$[B, 512, T_a//640]$

where future positions at its attention matrix are masked out, followed by an encoder-decoder attention, which helps the decoder to focus on the relevant part of the input. This attention receives the features from the previous self-

attention module as Q and the features from the encoder as K and V ($K = V$). The features are further fed to a feed-forward module, which is the same as the one used in the encoder. Finally, a layer normalisation and a linear

layer are added which predict the posterior distribution of the next generated token.

A **linear layer** with a softmax function, which maps the encoded features to the predicted character sequence is also used on top of the back-end encoder. This layer is trained with the Connectionist Temporal Classification (CTC) loss.

The **predictor** is a linear layer which takes as input the features at the middle block (6th) of the back-end encoder and predicts the corresponding audio/visual features from the pre-trained ASR/VSR models. Separate predictors are employed for each prediction task. Both the input and output dimensions of the linear layer are 256.

S3 Pre-trained VSR and ASR Models

The pre-trained ASR and VSR models are shown in Fig. 1a and 1b, respectively. The pre-trained VSR model has exactly the same architecture as the full model described in section S2 but does not include any predictors. The pre-trained ASR model replaces the VSR encoder with an ASR encoder and its architecture can be seen in Fig. 1d and Table S3. It should be noted that these models are always trained on the same data as the full model. Then the pre-trained ASR/VSR encoders and some conformer layers are frozen and their internal representations are used as targets for the audio and visual predictors as shown in Fig. 1c. The performance of the pre-trained models for all languages can be seen in Tables S4, S5, S6 and S7.

S4 Hyperparameter Optimisation

The main hyperparameter that was found to have a significant impact on performance was the batch size. We observed that increasing the batch size from 8 to 16 led to reduced WER on the validation set of the LRS2 dataset (see Table S8). There is also one more hyper-parameter which controls the batch size based on the length of the sequences. In other words, if some sequences are too long then the batch is halved. We found that increasing this threshold from 150 to 220 frames also improved the performance. We could not increase these two hyper-parameters even further due to GPU memory constraints but it is likely that the WER will be reduced even more.

S5 Language Models

We train six monolingual transformer-based language model [83] for 50 epochs. The English language model is trained by combining the training sets of LibriSpeech (960 h) [84], pre-training and training sets of LRS2 [3] and LRS3 [60], TED-LIUM 3 [85], Voxforge (English) and Common Voice (English) [86], with a total of 166 million characters. The Mandarin language model is trained by

combining the CMLR [8] and news2016zh, with a total of 153 million characters. The Spanish language model is trained by combining the Spanish corpus from Multilingual TEDx [62], Common Voice [86] and Multilingual LibriSpeech [87], with a total of 192 million characters. The Italian language model is trained by combining the Italian corpus from Multilingual TEDx [62], Common Voice [86] and Multilingual LibriSpeech [87], with a total of 252 million characters. The Portuguese language model is trained by combining the Portuguese corpus from Multilingual TEDx [62], Common Voice [86] and Multilingual LibriSpeech [87], with a total of 85 million characters. The French language model is trained by combining the French corpus from Multilingual TEDx [62], Common Voice [86] and Multilingual LibriSpeech [87], with a total of 945 million characters. In our work, we set λ and β from equation 3 to 0.1 and {English: 0.6, Mandarin: 0.3, Spanish: 0.4, Italian: 0.5, Portuguese: 0.3, French: 0.3}, respectively. The impact of the improved English language model on the validation set of the LRS2 dataset can be seen on Table S8.

S6 Time Masking

We mask n consecutive frames with the mean frame of the video. The duration t_n is chosen from 0 to an upper bound n_{\max} using a uniform distribution. Since there is a large variance in the video lengths of the LRS2 and LRS3 datasets, we set the number of masks proportional to the sequence length. Specifically, we use one mask per second, and for each mask, the maximum duration n_{\max} is set to 0.4 seconds.

S7 Loss Functions

To map input sequences $\mathbf{x} = [x_1, \dots, x_T]$ such as audio or visual streams to corresponding target characters $\mathbf{y} = [y_1, \dots, y_L]$, we consider a hybrid CTC/attention architecture [88] in this paper, where T, L are the lengths of the input sequence and target character sequence, respectively. The CTC loss assumes conditional independence between the output predictions and the estimated sequence posterior has the form of $P_{CTC}(\mathbf{y}|\mathbf{x}) \approx \prod_{t=1}^T p(y_t|\mathbf{x})$. The CTC loss from equation 5 is defined as follows:

$$\mathcal{L}_{CTC} = -\log P_{CTC}(\mathbf{y}|\mathbf{x}) \quad (\text{S1})$$

An attention-based encoder-decoder model gets rid of this assumption by directly estimating the posterior on the basis of the chain rule and has a form of $P_{att}(\mathbf{y}|\mathbf{x}) \approx \prod_{l=1}^L p(y_l|y_{<l}, \mathbf{x})$. In this case the \mathcal{L}_{att} from equation is:

$$\mathcal{L}_{att} = -\log P_{att}(\mathbf{y}|\mathbf{x}) \quad (\text{S2})$$

The objective function of speech recognition is performed by a linear combination of the CTC loss and a cross-entropy loss as shown in equation 5. The α value used in this work is 0.1.

Table S4: Performance (Mean \pm Std.) of the pre-trained ASR and VSR Models on the LRS2 dataset.

Method	Training Sets	Full Model	Pre-trained VSR Model	Pre-trained ASR Model
Ours	LRS2	33.6\pm0.5	33.4 \pm 0.3	4.0 \pm 0.4
Ours	LRW+LRS2	29.5\pm0.4	33.2 \pm 0.5	3.9 \pm 0.2
Ours	LRW+LRS2+LRS3	27.6\pm0.2	29.3 \pm 0.4	3.7 \pm 0.1
Ours	LRW+LRS2+LRS3+AVSpeech	25.8\pm0.4	29.3 \pm 0.4	3.7 \pm 0.1

Table S5: Performance (Mean \pm Std.) of the pre-trained ASR and VSR Models on the LRS3 dataset.

Method	Training Sets	Full Model	Pre-trained VSR Model	Pre-trained ASR Model
Ours	LRS3	38.6\pm0.4	38.7 \pm 0.5	2.3 \pm 0.1
Ours	LRW+LRS3	35.8\pm0.5	38.6 \pm 0.4	2.2 \pm 0.1
Ours	LRW+LRS2+LRS3	34.9\pm0.2	35.2 \pm 0.2	2.0 \pm 0.2
Ours	LRW+LRS2+LRS3+AVSpeech	32.1\pm0.3	35.2 \pm 0.2	2.0 \pm 0.2

Table S6: Performance (Mean \pm Std.) of the pre-trained ASR and VSR Models on the CMLR dataset.

Method	Training Sets	Full Model	Pre-trained VSR Model	Pre-trained ASR Model
Ours	CMLR	9.1\pm0.05	10.7 \pm 0.06	2.5 \pm 0.03
Ours	LRW+LRS2+LRS3+CMLR	8.2\pm0.06	9.0 \pm 0.05	2.2 \pm 0.03
Ours	LRW+LRS2+LRS3+AVSpeech+CMLR	8.1\pm0.05	8.9 \pm 0.08	2.2 \pm 0.03

Table S7: Performance (Mean \pm Std.) of the pre-trained ASR and VSR Models on the CMU-MOSEAS-Spanish dataset.

Method	Training Sets	Full Model	Pre-trained VSR Model	Pre-trained ASR Model
Ours	LRW+CM _{es} +MT _{es}	51.5\pm0.8	53.2 \pm 0.4	16.3 \pm 0.3
Ours	LRW+LRS2+LRS3+CM _{es} +MT _{es}	47.4\pm0.2	47.5 \pm 0.6	15.4 \pm 0.1
Ours	LRW+LRS2+LRS3+AVSpeech+CM _{es} +MT _{es}	44.6\pm0.6	45.3 \pm 0.4	15.4 \pm 0.1

Table S8: Investigation of the impact of hyperparameters and Language Model (LM) choices on the validation set of LRS2 dataset.

Method	WER
CM-seq2seq [10] - Baseline	47.7 \pm 0.5
+ Hyperparameter Optimisation	45.6 \pm 0.4
+ Improved LM	44.1 \pm 0.5

A grid search was performed for the parameters β_a and β_v used in the auxiliary loss (equation 3). The values that

resulted in the best performance in the validation set of the LRS2 dataset are the following: $\beta_a = 0.4$ and $\beta_v = 0.4$. These values are used for all experiments.

S8 Curriculum Learning

The end-to-end model was trained from scratch, resulting in poor performance on LRS2 and LRS3. This is likely due to the vast amount of very long utterances featured in LRS2 and LRS3, which makes learning from scratch especially challenging. We have found that the issue can be resolved by progressively training the end-to-end model, starting with short utterances and then using longer ones

Table S9: Results of curriculum learning experiments on the LRS2 dataset.

Video Length in Frames	WER on the Validation Set	WER on the Test Set
<i>Base VSR Model</i>		
0-100	65.1 \pm 0.2	52.7 \pm 0.8
0-150	54.0 \pm 0.7	44.2 \pm 0.5
0-300	46.0 \pm 0.6	36.3 \pm 0.4
0-450	43.6 \pm 0.5	34.3 \pm 0.5
0-600	42.4 \pm 0.4	33.7 \pm 0.4
<i>VSR Model with Auxiliary Workers</i>		
0-100	51.9 \pm 0.3	41.5 \pm 0.5
0-150	46.2 \pm 0.4	36.1 \pm 0.3
0-300	43.3 \pm 0.2	34.4 \pm 0.2
0-450	42.6 \pm 0.3	34.6 \pm 0.5
0-600	42.0 \pm 0.3	33.4 \pm 0.3

Table S10: Results of curriculum learning experiments on the LRS3 dataset.

Video Length in Frames	WER on the Test Set
<i>Base VSR Model</i>	
0-100	75.2 \pm 0.4
0-150	53.3 \pm 0.7
0-300	43.0 \pm 0.4
0-450	39.9 \pm 0.6
0-600	38.7 \pm 0.5
<i>VSR Model with Auxiliary Workers</i>	
0-100	57.7 \pm 0.4
0-150	46.8 \pm 0.1
0-300	40.8 \pm 0.6
0-450	39.7 \pm 0.4
0-600	38.6 \pm 0.4

during training. This approach is commonly called curriculum learning (CL). In this paper, the model is initially trained with a subset of labelled training data, consisting of videos shorter than 100 frames. Then this model is used for initialisation when using utterances with up to 150 frames for training. This process is repeated for 3 more rounds where the length of training sequences is 300, 450, and 600 frames, respectively. Results for each round of curriculum learning can be seen in Tables S9 and S10.

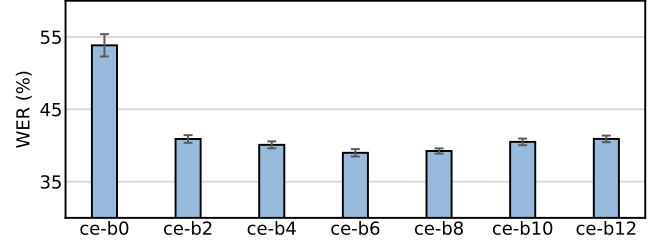


Figure S1: Performance of visual speech recognition on the LRS2 validation set as a function of the layer where the auxiliary loss is attached (see equation 3). “ce-b0” to “ce-b12” refer to the conformer layers from bottom to top.

S9 Additional Results

S9.1 Ablation Study on the Effect of Layer Position

We investigate the effect of the layer l where the auxiliary loss (equation 3) is attached. The position of layer varies from 0 to 12 at intervals of 2. Layer 6 was found to be the optimal level on the validation set of LRS2. Results are presented in Figure S1.

S9.2 Results on Spanish

Results on the Multilingual TEDx-Spanish dataset are shown in Table S11. We observe that our proposed approach results in a 5.6 % absolute reduction in the WER. A further reduction of 4.2 % can be achieved by using additional training data.

S9.3 Results on Italian

We manually clean the Italian corpus on Multilingual TEDx to exclude videos without visible speakers, resulting in a total of 26387 videos (45.8 hours) for training, 252 videos (0.4 hours) for validation and 309 videos (0.5 hours) for testing. Results on the Multilingual TEDx-Italian dataset are shown in Table S12. Our proposed approach results in an absolute drop of 5.6 % in the WER. A further reduction of 8 % can be achieved by using additional training data.

S9.4 Results on Portuguese

We manually cleaned the Portuguese corpus on Multilingual TEDx to exclude videos where the speaker is not visible, resulting in a total of 52395 videos (81.3 hours) for training, 532 videos (0.7 hours) for validation and 401 videos (0.6 hours) for testing. Results on the Multilingual TEDx-Portuguese dataset are shown in Table S13. We observe that our proposed approach results in a 4.2 % absolute reduction in the WER. A further reduction of 3.9 % can be achieved by using additional training data.

Table S11: Results on the Multilingual TEDx-Spanish (MT_{es}) dataset.

Method	Pre-training Set	Training Set	Training Sets Total Size (hours)	Mean±Std.	Best
CM-seq2seq [10]	LRW	CM _{es} +MT _{es}	244	66.4±0.8	65.2
Ours	LRW	CM _{es} +MT _{es}	244	60.8±0.8	60.3
Ours	LRW+LRS2+LRS3	CM _{es} +MT _{es}	905	56.9±0.5	56.5
Ours	LRW+LRS2+LRS3+AVSpeech	CM _{es} +MT _{es}	1 546	56.6±0.3	56.3

Table S12: Results on the Multilingual TEDx-Italian (MT_{it}) dataset.

Method	Pre-training Set	Training Set	Training Sets Total Size (hours)	Mean±Std.	Best
CM-seq2seq [10]	LRW	MT _{it}	203	71.5±0.4	70.9
Ours	LRW	MT _{it}	203	65.9±0.5	65.2
Ours	LRW+LRS2+LRS3	MT _{it}	864	58.7±0.3	58.2
Ours	LRW+LRS2+LRS3+AVSpeech	MT _{it}	1 505	57.9±0.7	57.4

Table S13: Results on the Multilingual TEDx-Portuguese (MT_{pt}) dataset.

Method	Pre-training Set	Training Set	Training Sets Total Size (hours)	Mean±Std.	Best
CM-seq2seq [10]	LRW	CM _{pt} +MT _{pt}	256	70.2±0.3	69.7
Ours	LRW	CM _{pt} +MT _{pt}	256	66.0±0.5	65.3
Ours	LRW+LRS2+LRS3	CM _{pt} +MT _{pt}	917	62.4±0.4	62.0
Ours	LRW+LRS2+LRS3+AVSpeech	CM _{pt} +MT _{pt}	1 558	62.1±0.6	61.5

Table S14: Results on the CMU-MOSEAS-Portuguese (CM_{pt}) dataset.

Method	Pre-training Set	Training Set	Training Sets Total Size (hours)	Mean±Std.	Best
CM-seq2seq [10]	LRW	CM _{pt} +MT _{pt}	256	65.7±0.5	65.4
Ours	LRW	CM _{pt} +MT _{pt}	256	57.2±0.7	56.6
Ours	LRW+LRS2+LRS3	CM _{pt} +MT _{pt}	917	53.1±0.2	52.8
Ours	LRW+LRS2+LRS3+AVSpeech	CM _{pt} +MT _{pt}	1 558	51.6±0.2	51.4

Table S15: Results on the Multilingual TEDx-French (MT_{fr}) dataset.

Method	Pre-training Set	Training Set	Training Sets Total Size (hours)	Mean±Std.	Best
CM-seq2seq [10]	LRW	CM _{fr} +MT _{fr}	257	84.0±0.7	83.2
Ours	LRW	CM _{fr} +MT _{fr}	257	74.6±0.6	73.4
Ours	LRW+LRS2+LRS3	CM _{fr} +MT _{fr}	918	67.0±0.3	66.7
Ours	LRW+LRS2+LRS3+AVSpeech	CM _{fr} +MT _{fr}	1 559	67.0±0.6	66.2

We divide the Portuguese corpus on CMU-MOSEAS [61] into 10 658 videos (17.8 hours) for training and 412 videos (0.7 hours) for testing, respectively. Results on the CMU-MOSEAS-Portuguese dataset

Table S16: Results on the CMU-MOSEAS-French (CM_{fr}) dataset.

Method	Pre-training Set	Training Set	Training Sets Total Size (hours)	Mean \pm Std.	Best
CM-seq2seq [10]	LRW	$\text{CM}_{\text{fr}}+\text{MT}_{\text{fr}}$	257	79.9 \pm 0.4	79.6
Ours	LRW	$\text{CM}_{\text{fr}}+\text{MT}_{\text{fr}}$	257	68.4\pm0.5	67.5
Ours	LRW+LRS2+LRS3	$\text{CM}_{\text{fr}}+\text{MT}_{\text{fr}}$	918	60.1\pm0.3	59.5
Ours	LRW+LRS2+LRS3+AVSpeech	$\text{CM}_{\text{fr}}+\text{MT}_{\text{fr}}$	1 559	59.1\pm0.5	58.3

are shown in Table S14. The proposed approach results in a 8.5 % absolute reduction in the WER. Using additional training data leads to a further reduction of 5.6 %.

S9.5 Results on French

We manually cleaned the French corpus on Multilingual TEDx to exclude videos where the speaker is not visible, resulting in a total of 58 809 videos (84.9 hours) for training, 333 videos (0.4 hours) for validation and 235 videos (0.3 hours) for testing. Results on the Multilingual TEDx-French dataset are shown in Table S15. The proposed approach results in a 9.4 % absolute reduction in the WER. A further reduction of 7.6 % can be achieved by using additional training data.

We divide the French corpus on CMU-MOSEAS [61] into 8 880 videos (15.3 hours) for training and 513 videos (0.8 hours) for testing, respectively. Results on the CMU-MOSEAS-French dataset are shown in Table S16. We observe that our proposed approach results in a 11.5 % absolute reduction in the WER. Furthermore, as expected, the performance is improved by a large margin of 9.3 % when additional training data is included.