

Temperature Anisotropy of the CMBR and the Non-zero Cosmological Constant

Jan Schee¹ and Evariste N. Boj²

*Research Centre for Theoretical Physics and Astrophysics,
Institute of Physics,
Silesian University in Opava,
Bezručovo nám. 13,
CZ-746 01 Opava, Czech Republic
email 1: jan.schee@physics.slu.cz,
email 2: evariste.boj@gmail.com*

Abstract

We analyze the effect of a spherically symmetric clump on the anisotropy of the cosmic microwave background radiation temperature in the framework of the standard model of cosmology with a non-zero cosmological constant Λ and we show that it weakens the Rees-Sciama effect.

Introduction

The observations of the temperature anisotropies of the Cosmic Microwave Background Radiation (CMBR) , $\Delta T/T_0$ are a key source of information about the nature of the distribution of cosmic matter. The level of $\Delta T/T_0 \sim 10^{-5}$ is believed to correspond to small density fluctuations of the cosmic matter being at the origin of large cosmic structures. The satellite missions COBE, WMAP, Planck [1, 2, 3] delivered detailed informations about the temperature anisotropies of the CMBR, with level of precision exceeding 10^{-5} [4, 5]. The temperature anisotropies of the CMBR are of two fundamental kinds (here we constraint ourselves only to the temperature anisotropies of the CMBR that are gravitationally induced). The primary anisotropies are associated with the energy density fluctuations of the cosmic matter at a cosmological redshift ~ 1300 , i.e. during the era of the "recombination". The associated rise of local gravitational potentials leads to the Sachs-Wolfe

effect [6], during which, the radiation climbs out of the potential well due to a local overdensity of matter and thus modifies the cosmological redshift, the radiation then looks to arrive from different cosmic era and subsequently with associated different effective temperatures than the radiation that propagates through the homogeneous Universe. The secondary temperature anisotropy is induced by the evolving density fluctuations at the era between the "recombination" period and now, i.e. the era that is characterised with a cosmological redshift $z \lesssim 10$. This region is formed by a gravitationally bound system (a large galaxy, a cluster of galaxy) or by a large void, that is separated from the expanding Universe by a vacuum region and its boundary expands together with the expansion rate of the Universe. The CMBR photon propagating through this region suffers a net gravitational redshift due to the expanding boundary. This is the Rees-Sciama effect [7] and it is the key effect we focus on in this paper. The Rees-Sciama effect was considered in detail in many research paper, let us mention the key ones that directly influenced our research [8, 11, 12]. There the standard Einstein-Strauss [9, 10] vacuola model was used to describe the gravitationally bounded clusters immersed in the Friedman-Lemaitre-Robertson-Walker (FLRW) Universe.

Recent observations of the temperature anisotropies of the CMBR indicate that the cosmological constant, $\Lambda > 0$, plays a very important role in the evolution of the Universe. It is strongly believed that the Universe undergoes an accelerated expansion, now, which is driven by the dark energy, that is in the simplest scenario associated with a positive cosmological constant [4, 5].

Here, we analyse the effect of $\Lambda > 0$ on the temperature anisotropies of the CMBR caused by the Rees-Sciama effect, using the Einstein-Strauss model. We integrate the exact equations of motions of the photon through the inhomogeneity, which we call a clump [8]. We present two kinds of clumps. One, modelled by the Schwarzschild-de Sitter black hole spacetime and the second modelled by a constant density halo.

The paper is organised as follows, In Section 1 we discuss details of the clump model, Section 2 is devoted to the definitions and the calculations of the temperature anisotropies of the CMBR caused by the clump, in Section 3 we explain our simulation setups and present our results, in Section 4 we discuss and conclude the results of our research.

1 The Inhomogeneity Model

The inhomogeneity (the Clump) is represented by the Einstein-Strauss family model [9, 10]. The idea is to construct a model of the universe containing an inhomogeneity to analyse its effect on the CMBR effective temperature. Here we consider a very simple model of the homogenous and isotropic FLRW universe equipped with the coordinates $(\tau_F, \chi, \theta, \phi)$, where we replace a region of a constant comoving radius χ_s with a spherically symmetric Schwarzschild-de Sitter (SdS) spacetime or with the clump formed by a perfect fluid halo with constant density with an external SdS vacuum region. In both cases, the SdS region is matched to the FLRW region through the matching hypersurface (see Figs 1 and 2). This approach was inspired by papers [8, 11, 12].

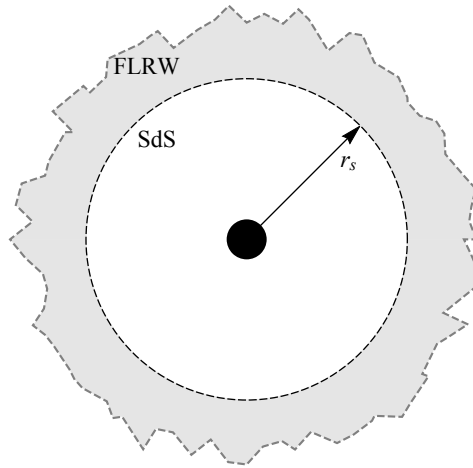


Figure 1: Scheme of the clump represented by a Schwarzschild-de Sitter black hole spacetime attached to the FLRW spacetime via the matching hypersurface.

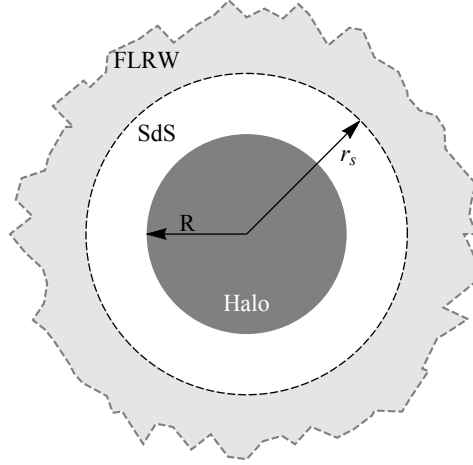


Figure 2: Scheme of the clump represented by a constant density halo spacetime with a radius R . The vacuum Schwarzschild-de Sitter region is attached to the FLRW spacetime via the matching hypersurface.

The FLRW Spacetime

The spacetime interval of the FLRW in the comoving isotropic coordinates $(\tau_F, \chi, \theta, \phi)$ reads

$$ds^2 = -d\tau_F^2 + a^2(\tau_F) [d\chi^2 + \Sigma_k^2(\chi) (d\theta^2 + \sin^2 \theta d\phi^2)] \quad (1)$$

where is

$$\Sigma_k(\chi) = \begin{cases} \sin \chi & \text{for } k = 1, \\ \chi & \text{for } k = 0, \\ \sinh \chi & \text{for } k = -1, \end{cases} \quad (2)$$

and τ_F is the proper time of fundamental cosmic observers comoving with the Universe, χ is the comoving radial coordinate, and θ and ϕ are usual latitudinal and azimuthal coordinates on the sphere. The scale parameter $a(\tau_F)$ is determined by the Friedmann equation

$$H^2 = \frac{8\pi G}{3} \rho + \frac{\Lambda}{3} - \frac{k}{a^2} \quad (3)$$

where is $H \equiv \dot{a}/a$ and $\dot{}$ -operator is just the derivative with respect to the cosmic time τ_F .

The Schwarzschild-de Sitter black hole

The static, spherically symmetric solution of the vacuum Einstein equations with a non-zero cosmological constant Λ is the SdS spacetime. In the usual Schwarzschild coordinates (t, r, θ, ϕ) it reads

$$ds^2 = -f(r)dt^2 + \frac{1}{f(r)}dr^2 + r^2 (d\theta^2 + \sin^2 \theta d\phi^2) \quad (4)$$

where is

$$f(r) = 1 - \frac{2M}{r} - \frac{\Lambda}{3}r^2. \quad (5)$$

The spacetime posses two horizons, which are both solutions of the equation $f(r) = 0$, the black hole horizon r_h and the cosmological horizon r_c given by the formulae

$$r_h = \frac{2}{\sqrt{\Lambda}} \cos \left(\alpha - \frac{2\pi}{3} \right), \quad (6)$$

$$r_c = \frac{2}{\sqrt{\Lambda}} \cos(\alpha) \quad (7)$$

where is

$$\alpha \equiv \frac{1}{3} \arccos \left(-3M\sqrt{\Lambda} \right). \quad (8)$$

There is another important radius here, the static radius r_s , where the repulsion caused by a positive cosmological constant is balanced by the gravity of the central body and is located at

$$r_s = \left(\frac{3M}{\Lambda} \right)^{1/3}. \quad (9)$$

The constant density perfect fluid halo

Solving the Tolman-Openheimer-Volkoff (TOV) equation with non-zero cosmological constant for a perfect fluid with uniform density, one arrives to the spacetime interval in the form

$$ds^2 = -f(r)dt^2 + h(r)dr^2 + r^2 (d\theta^2 + \sin^2 \theta d\phi^2) \quad (10)$$

where the metric functions read

$$f(r) = \begin{cases} \left[\frac{3}{2} \sqrt{1 - \frac{2M}{R} - \frac{\Lambda}{3}R^2} - \frac{1}{2} \sqrt{1 - \left(\frac{2M}{R^3} + \frac{\Lambda}{3} \right) r^2} \right]^2 & \text{for } r < R \\ 1 - \frac{2M}{r} - \frac{\Lambda}{3}r^2 & \text{for } r \geq R \end{cases} \quad (11)$$

and

$$h(r) = \begin{cases} \left[1 - \frac{2M}{r} \left(\frac{r}{R} \right)^3 - \frac{\Lambda}{3} r^2 \right]^{-1} & \text{for } r < R, \\ \left[1 - \frac{2M}{r} - \frac{\Lambda}{3} r^2 \right]^{-1} & \text{for } r > R, \end{cases} \quad (12)$$

where R is the radius of the halo. Of course, in this spacetime there is only the cosmological horizon, r_c , the potential presence of the static radius, r_s , depends on the size of the clump r_S . However, the present value of the cosmological constant is very small, $\Lambda \sim 10^{-52} \text{m}^{-2}$. Considering the mass of a typical cluster of galaxies $M \sim 10^{18} \text{M}_\odot$, the static radius will be at $r_s \approx 250 \text{Mpc}$ and the cosmological horizon at $r_c \approx 5000 \text{Mpc}$. In the era of interest, the static radius can be within the clump, while the cosmological horizon is well outside the clump. There are no black hole horizon.

The Matching hypersurface

The matching hypersurface is generated by the fundamental observers at the FLRW side and by the radially receding observers at the SdS side.

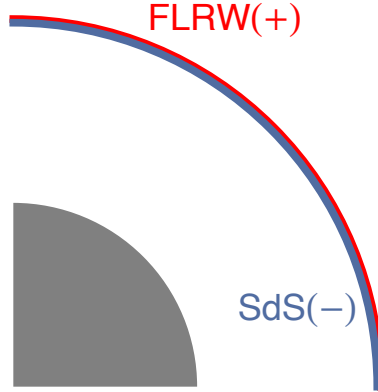


Figure 3: Scheme of quarter of the clump cross section and the matching hypersurface coloured with blue and red stripes representing FLRW side (Red) and SdS side (Blue).

The metric induced on the matching hypersurface reads

$$ds_+^2 = -d\tau_F^2 + a^2(\tau_F) \Sigma_k^2(\chi_s) (d\theta^2 + \sin^2 \theta d\phi^2) \quad (13)$$

and

$$\begin{aligned} ds_-^2 &= -f(r_s)dt^2 + h(r_s)dr_s^2 + r_s^2 (d\theta^2 + \sin^2 \theta d\phi^2) \\ &= -d\tau_s^2 + r_s^2 (d\theta^2 + \sin^2 \theta d\phi^2) \end{aligned} \quad (14)$$

where we introduce the proper time of radially receding geodesics $d\tau_s$. It clearly reads

$$d\tau_s^2 = -f(r_s)dt^2 + h(r_s)dr_s^2. \quad (15)$$

The metric on both sides of the matching hypersurface are identical, i.e. $ds_+ = ds_-$ and the proper-time of the fundamental observers $d\tau_F$ is identical with the proper time of the radially receding geodesics $d\tau_s$ implying the condition

$$r_s(\tau_F) = a(\tau_F)\Sigma_k(\chi_s). \quad (16)$$

Radial Geodesics

The parameters of the FLRW spacetimes and the parameters of the clump are connected mutually and their connection can be found by the analysis of the radial geodesics of the observers commoving with the clump. It reads

$$\left(\frac{dr_s}{d\tau_s}\right)^2 = \mathcal{E}^2 - 1 + \frac{2M}{r} + \frac{\Lambda}{3}r^2, \quad (17)$$

$$\frac{dt}{d\tau_s} = \frac{\mathcal{E}}{f(r)} \quad (18)$$

The magnitude of the covariant energy of the radial geodesics must ensure that the radially moving observers with the boundary keep up with the expansion of the FLRW spacetime that is determined by the Friedmann equation (3) that now reads (applying the junction condition (16))

$$\left(\frac{dr_s}{d\tau_F}\right)^2 = \frac{8\pi}{3}\rho_{m0}r_{s0}^3 \frac{1}{r_s} + \frac{\Lambda}{3}r_s^2 - k\Sigma_k^2(\chi_s). \quad (19)$$

Comparing (17) with (19), one finds out the following identities

$$\mathcal{E}^2 = 1 - k\Sigma_k^2(\chi_s), \quad (20)$$

$$M = \frac{4\pi}{3}\rho_{m0}r_{s0}^3 = \frac{H_0^2\Omega_{m0}r_{s0}^3}{2} \quad (21)$$

where we have introduced the parameter of matter density Ω_{m0} and the Hubble parameter H_0 evaluated at our present epoch.

2 The Temperature Anisotropy of the CMBR

From the epoch, called "recombination era", the universe becomes transparent and the cosmic radiation moves freely toward us. The effective temperature of this radiation decreases together with the expansion of the Universe $T \sim 1/a$, so we can write

$$\frac{T_{rec}}{T_0} = \frac{a_0}{a_{rec}} = (1 + z_{rec}). \quad (22)$$

Now, imagine that we define a region with a comoving radius χ_s . A photon propagating from the LSS enters this region when the scale parameter was a_i and leaves this region when the scale parameter was a_o and eventually it reaches the observer at our present epoch, having the scale parameter a_0 . The formula (22) can now be written in the form

$$\frac{T_{rec}}{T_0} = \frac{a_0}{a_o} \frac{a_o}{a_i} \frac{a_i}{a_{rec}} = \frac{r_0}{r_o} \frac{r_o}{r_i} \frac{r_i}{r_{rec}}. \quad (23)$$

Now, we replace the defined region with the clump. When propagating through the clump a CMBR photon will experience a different frequency shift then in the case of its propagation through the corresponding FLRW. We rewrite (23) to read

$$\frac{T_{rec}}{T_0^c} = \frac{r_0}{r_o} (1 + z)_c \frac{r_i}{r_{rec}}. \quad (24)$$

Dividing (24) by (22) and introducing $\Delta \equiv r_o/r_i$ we arrive at the formula

$$\frac{T_o^c}{T_o} = \frac{\Delta}{(1 + z)_c}. \quad (25)$$

The frequency shift due to the clump is determined by the ratio of the frequency of the CMBR photon measured by the boundary observers when it leaves the clump to its frequency when it enters the clump, i.e.

$$(1 + z)_c = \frac{u^\mu k_\mu|_i}{u^\mu k_\mu|_o}. \quad (26)$$

Constraining the photon to the motion on the equatorial plane $\theta = \pi/2$, the photon equations of motion in the FLRW and in the SdS regions read

$$k^{\tau_F} = \frac{1}{r_s}, \quad (27)$$

$$k^\chi = \pm \frac{\Sigma_k(\chi_s)}{r_s^2} \sqrt{1 - \frac{L^2 \Sigma_k^2(\chi_s)}{\Sigma_k^2(\chi)}}, \quad (28)$$

$$k^\phi = \frac{L \Sigma_k^2(\chi_s)}{r_s^2 \Sigma_k^2(\chi)} \quad (29)$$

and

$$k^t = \frac{E}{f(r)}, \quad (30)$$

$$k^r = \pm \frac{1}{\sqrt{f(r)h(r)}} \sqrt{E^2 - f(r) \frac{L^2}{r^2}}, \quad (31)$$

$$k^\phi = \frac{L}{r^2}. \quad (32)$$

Using the formulae (17), (18), (31), and (30) in (26) one arrives at the formula for the frequency shift in the clump in the form

$$(1+z)_c = \frac{f(r_o)}{f(r_i)} \frac{\sqrt{1 - k \Sigma_k^2(\chi_s)} + \sqrt{(1 - f(r_i)L^2/(r_i^2 E^2))}}{\sqrt{1 - k \Sigma_k^2(\chi_s)} - \sqrt{(1 - f(r_o)L^2/(r_o^2 E^2))}}. \quad (33)$$

A CMBR photon is identified with the angular momentum L and the co-variant energy E . Let L be a free parameter, the corresponding value of E comes from the fact that at the boundary, both, the fundamental cosmic observer and the radially moving SdS observer will measure the same value of photon's energy, $u^\alpha k_\alpha$, i.e. $(\vec{u} = u^{\tau_F} e_{\tau_F} = u^t \vec{e}_t + u^r \vec{e}_r)$

$$-k^{\tau_F} = u^t k_t + u^r k_r \quad (34)$$

$$\Rightarrow -\frac{f_o}{r_o} = -E \sqrt{1 - k \Sigma_k^2(\chi_s)} + \sqrt{1 - f_o - k \Sigma_k^2(\chi_s)} \sqrt{E^2 - f_o L^2 / r_o^2}$$

resp.

$$r_o E = \sqrt{1 - k \Sigma_k^2(\chi_s)} + \sqrt{1 - L^2} \sqrt{1 - f_o - k \Sigma_k^2(\chi_s)}. \quad (35)$$

In order to determine $\Delta = r_o/r_i$ we just compare the coordinate time interval Δt_c it takes the clump to grow from r_i to r_o with the time interval Δt_p that

elapses between the photon entering the clump for r_i and when it is leaving the clump at r_o . One easily finds out the following formulas

$$\Delta t_c = \int_{r_o/\Delta}^{r_o} \frac{\sqrt{1 - k\Sigma_k^2(\chi_s)} dr_s}{f(r_s) \sqrt{1 - f(r_s) - k\Sigma_k^2(\chi_s)}} \quad (36)$$

and

$$\begin{aligned} \Delta t_p &= \int_{r_t}^{r_o/\Delta} \sqrt{\frac{h(r)}{f(r)}} \frac{dr}{\sqrt{1 - f(r)L^2/(r^2E^2)}} \\ &+ \int_{r_t}^{r_o} \sqrt{\frac{h(r)}{f(r)}} \frac{dr}{\sqrt{1 - f(r)L^2/(r^2E^2)}} \end{aligned} \quad (37)$$

where r_t is the turning point of the photon geodesics and is the solution of the equation

$$r_t^2 E^2 = f(r) L^2. \quad (38)$$

3 Simulations and Results

We now use the results of our previous sections to determine the effect of the cosmological constant Λ and the mass of clump on the ratio T_0^c/T_0 . The procedure is the following:

1. Set up the mass and the density parameters of dark energy Ω_{m0} and $\Omega_{\Lambda 0}$ at our present epoch.
2. Set up the radius of the clump r_{s0} and the radius of the halo, R (the clump is modelled with a constant density halo) at our present epoch.
3. The correspondance between the mass of the clump and the cosmological constant are calculated from the formulas

$$M = \frac{H_0^2 \Omega_{m0} r_{s0}^3}{2} \quad (39)$$

and

$$\Lambda = 3H_0^2 \Omega_{\Lambda 0}. \quad (40)$$

4. Set the value of the free parameter $L \in (0, 1)$.
5. Using the formula (35) to determine the constant of motion of the photon E

6. Solve the equation (38) for the turning point r_t .

7. Solve the equation (use (36) and (37))

$$\Delta t_c(\Delta) = \Delta t_p(\Delta) \quad (41)$$

for $\Delta \in [1, \Delta_{max})$.

8. Determine $(1+z)_c$ from the formula (33).

9. Determine T_0^c/T_0 , resp. $\Delta T/T_0 \equiv 1 - T_0^c/T_0$ using the formula (25).

We have prepared the simulation of the temperature anisotropy of the CMBR to show the effect of the parameter of the photon L , of the clump's mass, of the clump's model, and the effect of the cosmological constant.

Table 1: Illustrative simulations of the temperature anisotropy of the CMBR $\Delta T/T_0$ due to the Rees-Sciama effect for a clump with the mass $\sim 10^{19} M_\odot$.

Model	$R[\text{Mpc}]$	$r_{s0}[\text{Mpc}]$	$r_o[\text{Mpc}]$	Ω_{m0}	$\Omega_{\Lambda 0}$	L	$\Delta T/T_0$
BH	-	500.0	400.0	0.25	0.75	0.5	-2.7×10^{-4}
BH	-	500.0	300.0	0.25	0.75	0.5	-3.5×10^{-4}
BH	-	500.0	200.0	0.25	0.75	0.5	-5.9×10^{-4}
H	100.0	500.0	400.0	0.25	0.75	0.5	-2.5×10^{-4}
H	100.0	500.0	300.0	0.25	0.75	0.5	-3.5×10^{-4}
H	100.0	500.0	200.0	0.25	0.75	0.5	-1.9×10^{-3}
BH	-	500.0	400.0	0.75	0.25	0.5	-1.1×10^{-3}
BH	-	500.0	300.0	0.75	0.25	0.5	-1.7×10^{-3}
BH	-	500.0	200.0	0.75	0.25	0.5	-3.5×10^{-3}
H	100.0	500.0	400.0	0.75	0.25	0.5	-1.1×10^{-3}
H	100.0	500.0	300.0	0.75	0.25	0.5	-1.7×10^{-3}
H	100.0	500.0	200.0	0.75	0.25	0.5	-1.1×10^{-2}

Table 2: Illustrative simulations of the temperature anisotropy of the CMBR $\Delta T/T_0$ due to the Rees-Sciama effect for clump with the mass $\sim 10^{18}M_\odot$.

Model	$R[\text{Mpc}]$	$r_{s0}[\text{Mpc}]$	$r_o[\text{Mpc}]$	Ω_{m0}	$\Omega_{\Lambda 0}$	L	$\Delta T/T_0$
BH	-	250.0	200.0	0.25	0.75	0.5	-3.3×10^{-5}
BH	-	250.0	180.0	0.25	0.75	0.5	-3.5×10^{-5}
BH	-	250.0	150.0	0.25	0.75	0.5	-4.1×10^{-5}
H	100.0	250.0	200.0	0.25	0.75	0.5	3.9×10^{-4}
H	100.0	250.0	180.0	0.25	0.75	0.5	4.8×10^{-4}
H	100.0	250.0	150.0	0.25	0.75	0.5	-3.3×10^{-4}
BH	-	250.0	200.0	0.75	0.25	0.5	-4.1×10^{-4}
BH	-	250.0	180.0	0.75	0.25	0.5	-1.1×10^{-3}
BH	-	250.0	150.0	0.75	0.25	0.5	-2.4×10^{-3}
H	100.0	250.0	200.0	0.75	0.25	0.5	-4.1×10^{-4}
H	100.0	250.0	180.0	0.75	0.25	0.5	-1.1×10^{-3}
H	100.0	250.0	150.0	0.75	0.25	0.5	-2.4×10^{-3}

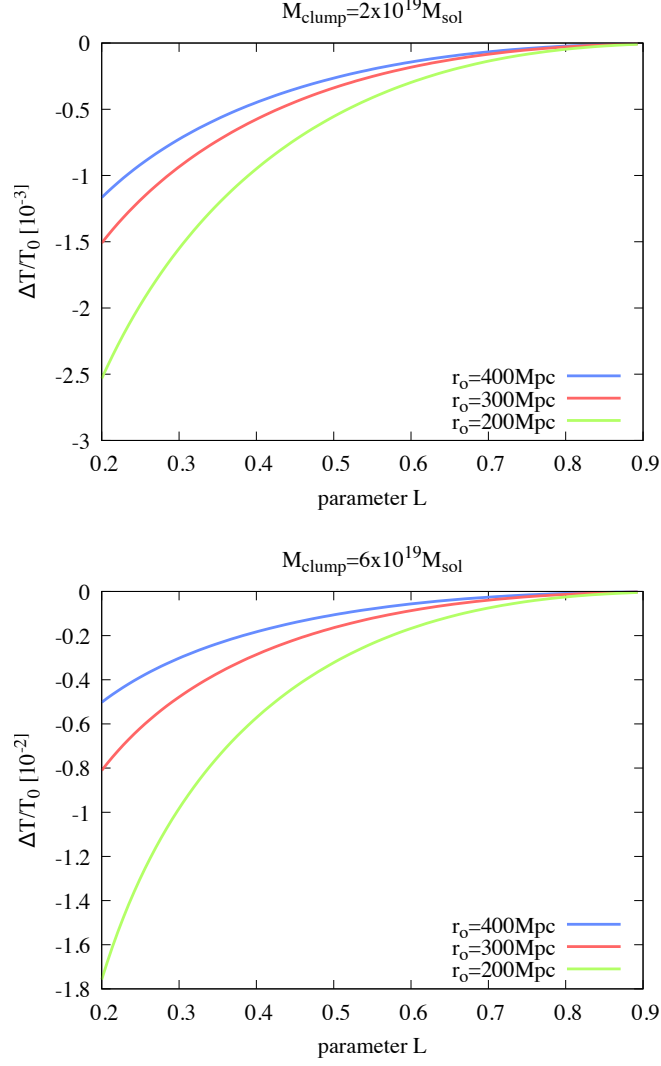


Figure 4: Illustrative simulations of the temperature anisotropy of the CMBR due to *black-hole* clump, with a mass $\sim 10^{19} M_{\odot}$, as a function of the parameter L . The spatial geometry of the universe is flat with the density parameters: left panel - $\Omega_{m0} = 0.25, \Omega_{\Lambda0} = 0.75$, right panel - $\Omega_{m0} = 0.75, \Omega_{\Lambda0} = 0.25$.

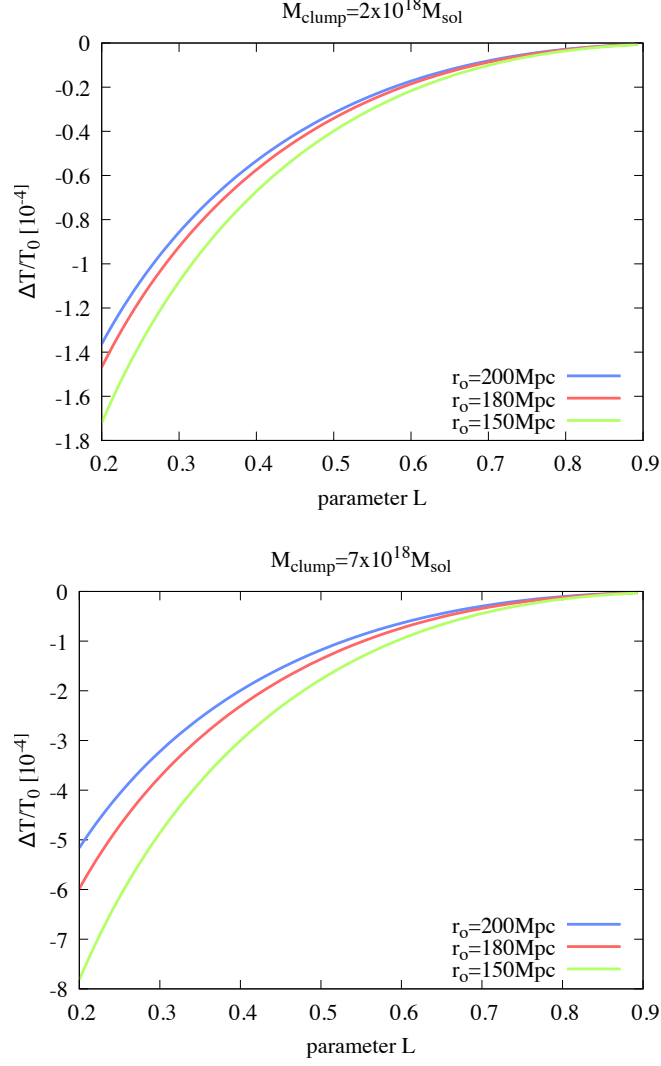


Figure 5: Illustrative simulations of the temperature anisotropy of the CMBR due to *black-hole* clump, with a mass $\sim 10^{18} M_{\odot}$, as a function of the parameter L . The spatial geometry of the universe is flat with the density parameters: left panel - $\Omega_{m0} = 0.25$, $\Omega_{\Lambda0} = 0.75$, right panel - $\Omega_{m0} = 0.75$, $\Omega_{\Lambda0} = 0.25$.

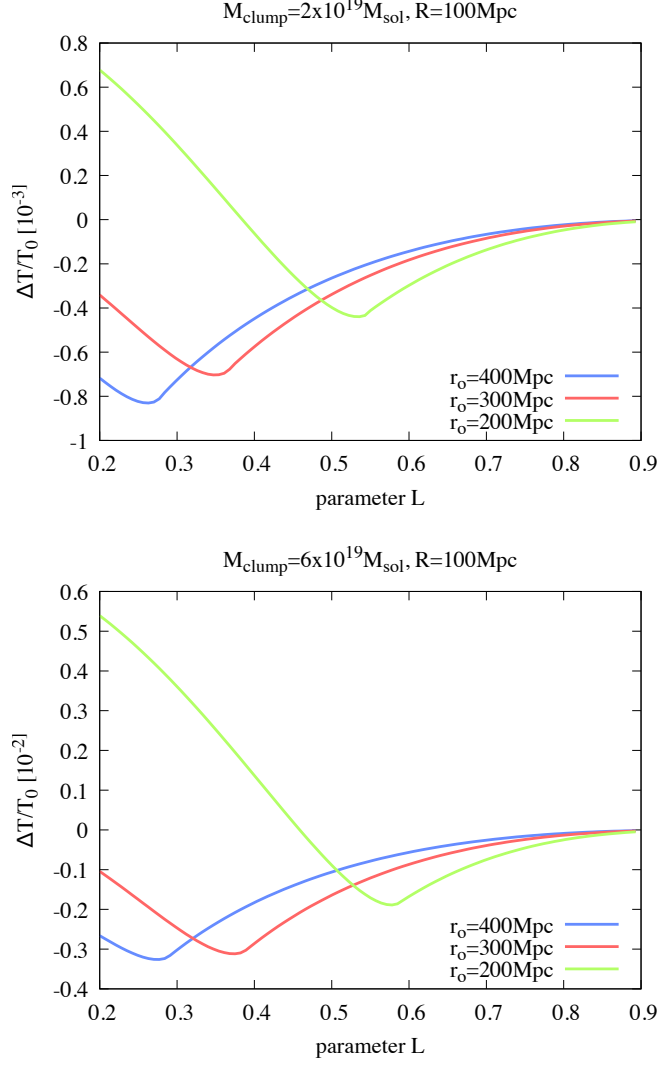


Figure 6: Illustrative simulations of the temperature anisotropy of the CMBR due to *constant density halo* clump, with the mass $\sim 10^{19} M_{\odot}$, as a function of the parameter L . The spatial geometry of the universe is flat with the density parameters: left panel - $\Omega_{m0} = 0.25$, $\Omega_{\Lambda0} = 0.75$, right panel - $\Omega_{m0} = 0.75$, $\Omega_{\Lambda0} = 0.25$.

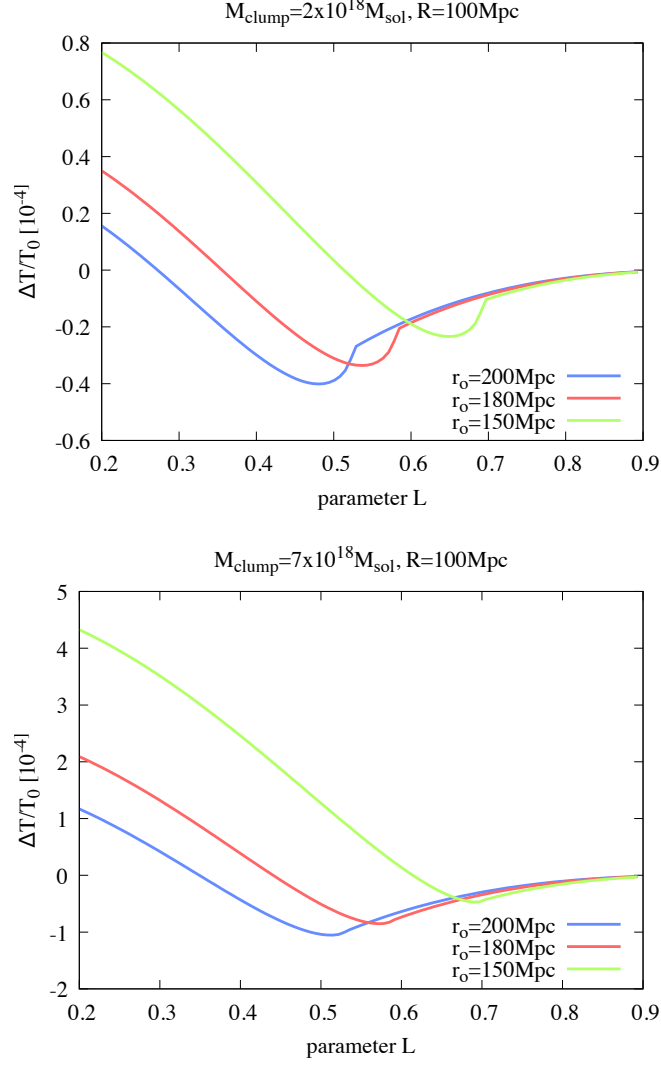


Figure 7: Illustrative simulations of the temperature anisotropy of the CMBR due to the *constant density halo* clump, with a mass $\sim 10^{18} M_{\odot}$, as a function of the parameter L . The spatial geometry of the universe is flat with the density parameters: left panel - $\Omega_{m0} = 0.25$, $\Omega_{\Lambda0} = 0.75$, right panel - $\Omega_{m0} = 0.75$, $\Omega_{\Lambda0} = 0.25$.

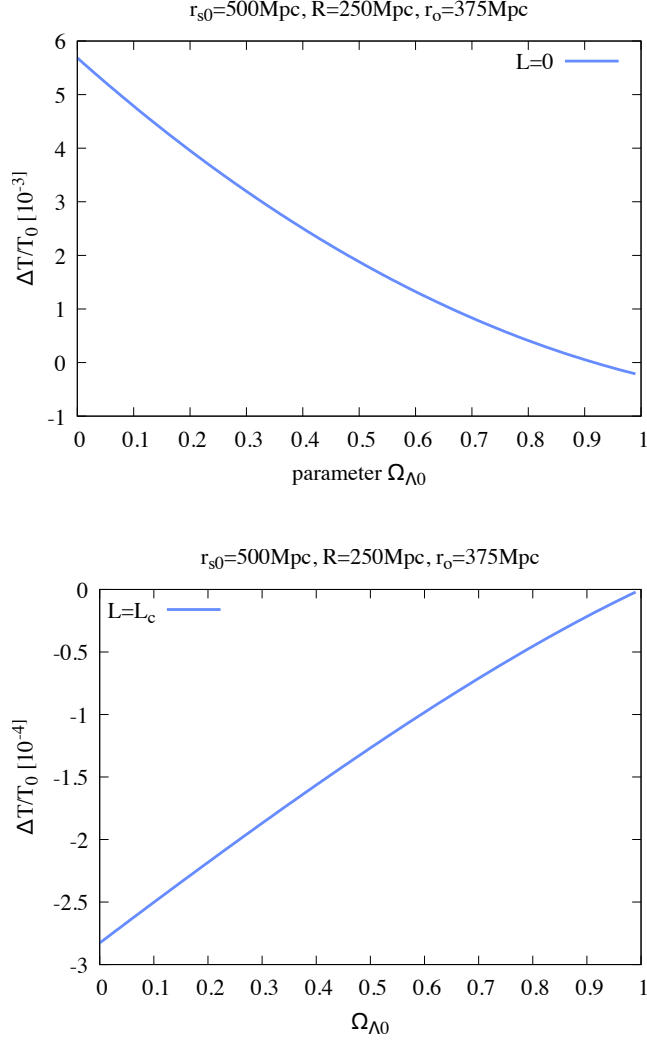


Figure 8: The effect of the cosmological constant Λ on the anisotropy of the CMBR. The Cosmological constant is here represented by a corresponding density parameter $\Omega_{\Lambda 0}$. Since we consider the flat universe, it is paired with the baryonic mass density Ω_{m0} via the formula $1 = \Omega_{m0} + \Omega_{\Lambda 0}$ (the radiation energy density is considered negligible). The clump is represented by a halo with constant density with a mass of about $10^{19} M_{\odot}$.

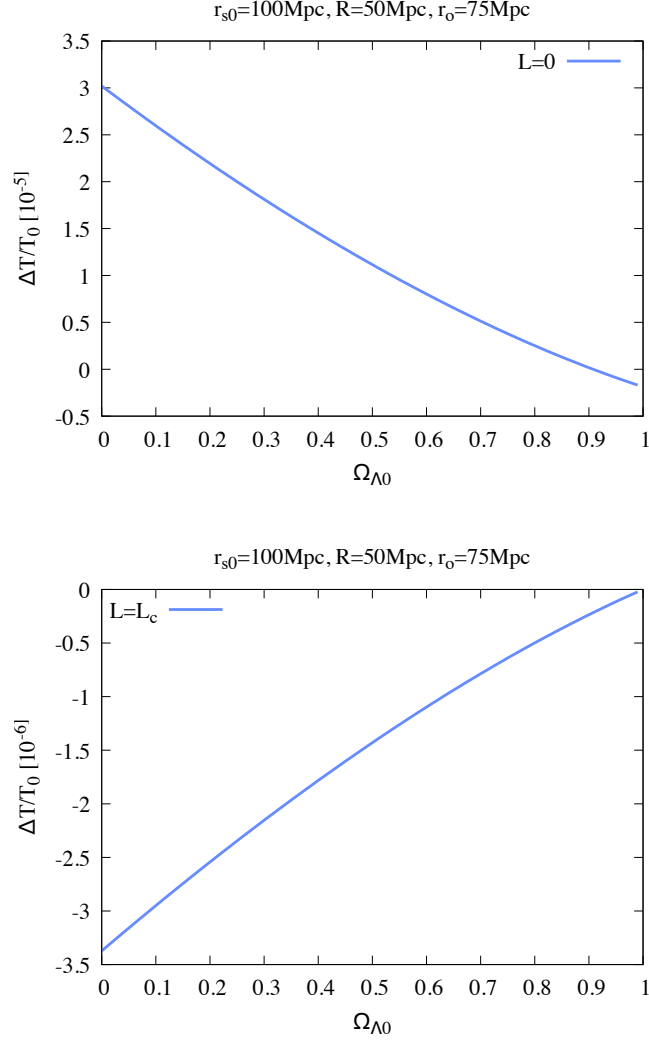


Figure 9: The effect of the cosmological constant Λ on the anisotropy of the CMBR. The Cosmological constant is here represented by a corresponding density parameter $\Omega_{\Lambda 0}$. Since we consider the flat universe it is paired with the baryonic mass density Ω_{m0} via formula $1 = \Omega_{m0} + \Omega_{\Lambda 0}$ (radiation energy density is considered negligible). The clump is represented by a halo with constant density with a mass of about $10^{18} M_{\odot}$.

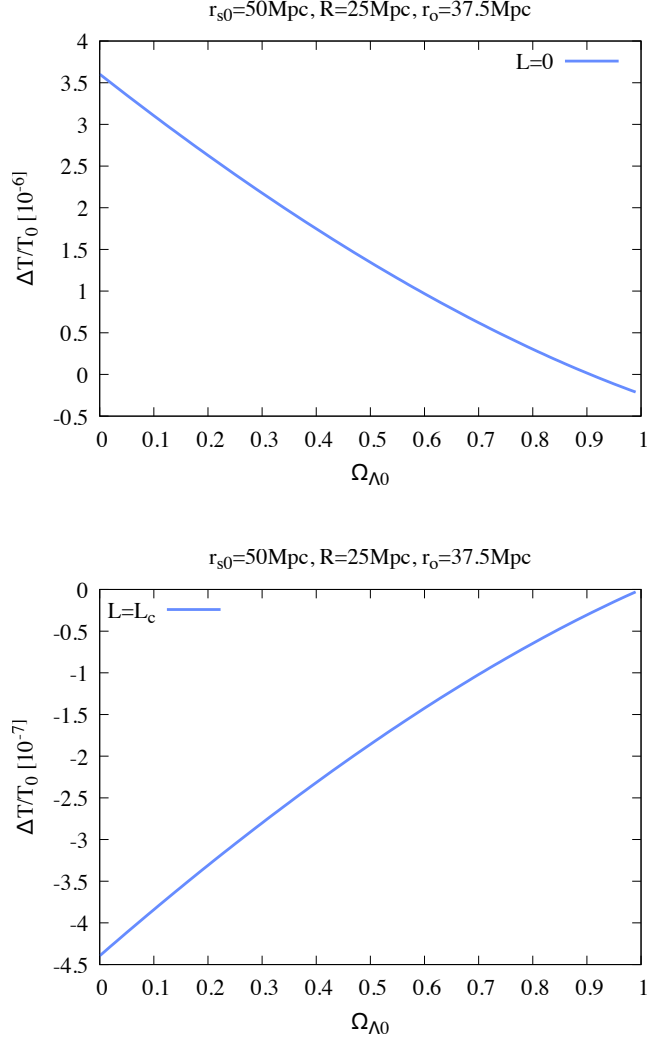


Figure 10: The effect of the cosmological constant Λ on the anisotropy of the CMBR. The Cosmological constant is here represented by a corresponding density parameter $\Omega_{\Lambda 0}$. Since we consider the flat universe it is paired with the baryonic mass density Ω_{m0} via formula $1 = \Omega_{m0} + \Omega_{\Lambda 0}$ (radiation energy density is considered negligible). The clump is represented by a halo with constant density with a mass of about $10^{16} M_{\odot}$.

4 Discussion and Conclusions

According to the observations [4, 5] we considered in our simulations positive values of the cosmological constant and that the spatial geometry of the FLRW is flat ($k = 0$). For the understanding of the results it is worth to introduce the quantity Δ_{RW} that represents the cosmological redshift of the CMBR photon crossing the region of a commoving radius χ_S . We define the time-delay effect due to the clump as the ratio Δ/Δ_{RW} and the redshift effect as $(1+z)_c/\Delta_{RW}$. When the time-delay (redshift) effects dominate the temperature anisotropy then $\Delta T/T_0 < 0$ ($\Delta T/T_0 > 0$). When there is $\Delta T/T_0 = 0$ both effects cancel each other.

We have prepared three simulation setups. First, the simulations of the Rees-Sciama effect in the case of a clump with a mass $\sim 10^{19}M_\odot$ (Table 1) and a clump with a mass $\sim 10^{18}M_\odot$ (Table 2). Two kinds of clumps are here considered, the black hole (BH) and the constant density halo (H). There are two key regimes of the simulations. First the dark energy is dominant, as follows from the recent observations of WMAP and Planck. We clearly see that the absolute value of anisotropies of the temperature of the CMBR is 10-times smaller than in the opposite case when the dark and baryonic matter are dominant. This is expected due to a stronger gravitational redshift in the second regime. Further, when the mass is 10-times smaller than the temperature anisotropies are, approximately, 10-times smaller too.

Secondly, we have constructed the CMBR temperature anisotropy profile with respect to the photon angular momentum parameter L , Figures 4 - 7. In the corresponding plots three curves are plotted for three representative values of the radius r_o (radius of the clump in the moment when the CMBR photon emerge from the clump). When the clump is formed out of the black-hole, Figs. 4 and 5, the larger is the value of r_o the smaller is the absolute value of the temperature anisotropy and the larger is the value of L the smaller is the temperature anisotropy. Notice that there is $\Delta T/T_0 < 0$ which means that the time delay effect dominates over the redshift effect. When the clump model is a halo with constant density, Figs. 6 and 7, then the profile of $\Delta T/T_0$ depends on the geodesics of the CMBR photon. If the geodesics does not cross the halo, i.e. $r_t > R$ then, clearly, the behaviour of $\Delta T/T_0(L)$ is the same as in the case of black-hole clump. In case of $r_t < R$ the geodesics crosses the halo and the behaviour of the temperature anisotropy is the opposite to the black hole clump case. One can also observe that for each fixed value r_o there exists L where the time-delay and redshift effects cancel, it is a point where the dominance between time-delay effects and redshift effects exchange.

Third, the simulations are focused on the effect of $\Omega_{\Lambda 0}$ on $\Delta T/T_0$ for two representative values of $L = 0$, $L = L_c$ (Figs. 8 - 10) where L_c is the value of L for $r_t = R$. In all four cases the behaviour of $\Delta T/T_0$ is monotonic. For $L = 0$ then $\Delta T/T_0$ decreases with increasing value of $\Omega_{\Lambda 0}$. There exists $\Omega_{\Lambda 0(c)}$ where $\Delta T/T_0 = 0$. For $\Omega_{\Lambda 0} < \Omega_{\Lambda 0(c)}$ the redshift effect dominates while for $\Omega_{\Lambda 0} > \Omega_{\Lambda 0(c)}$ the time-delay effect is dominant. For $L = L_c$ the absolute value of $\Delta T/T_0$ decreases and for the whole interval of $\Omega_{\Lambda 0}$ the time-delay effect dominates.

We can conclude that the more dark energy dominates, the the smaller is the temperature anisotropy caused by the Rees-Sciama effect and also the more massive is the clump the larger is the temperature anisotropy.

Acknowledgement

This work was supported by the Student Grant Foundation of the Silesian University in Opava, Grant No. SGF/1/2021, which was realised within the EU OPSRE project entitled "Improving the quality of the internal grant scheme of the Silesian University in Opava", reg. number: CZ.02.2.69/0.0/0.0/19_073/0016951

In the memory of my grandfather Norbert Boj

References

- [1] Boggess N. W., Mather J. C., Weiss R., Bennett C. L., Cheng E. S., Dwek E., Gulkis S., Hauser M. G., Janssen M. A., and Kelsall T., The COBE mission - Its design and performance two years after launch, *Astrophys. Jour.*, 397, p.420-429 (1992)
- [2] Bennett C. L., Bay M., Halpern M., Hinshaw G., Jackson C., Jarosik N., Kogut A., Limon M., Meyer S. S., Page L., Spergel D. N., Tucker G. S., Wilkinson D. T., Wollack E., and Wright E. L., The Microwave Anisotropy Probe Mission, *Astrophys. Jour.*, 583, 1, p.1-23 (2003)
- [3] Planck Collaboration, Planck early results. I. The Planck mission, *Astron. & Astrophys.*, 536, A1, p.16 (2011)
- [4] Bennett C. L., Larson D., Weiland J. L., Jarosik N., Hinshaw G., Odegard N., Smith K. M., Hill R. S., Gold B., Halpern M., Komatsu E., Nolte M. R., Page L., Spergel D. N., Wollack E., Dunkley J., Kogut A., Limon M., Meyer S. S., Tucker G. S., and Wright E. L., Nine-Year Wilkinson Microwave Anisotropy Probe (WMAP) Observations: Final Maps and Results, *Astrophys. Jour. Supp.*, 208, 20 (2013)
- [5] Planck Collaboration, Planck 2018 results. VI. Cosmological parameters, *Astron.& Astrophys.*, 641:A6 (2020)
- [6] Sachs R. K. and Wolfe A. M., Perturbations of a Cosmological Model and Angular Variations of the Microwave Background, *Astrophys. Jour.*, 147, p.73 (1967)
- [7] Rees M. J. and Sciama D. W., Large-scale Density Inhomogeneities in the Universe, *Nature*, 217, 5128, pp.511-516 (1968)
- [8] Dyer C. C., The gravitational perturbation of the cosmic background radiation by density concentrations, *Month. Not. of the Roy. Astron. Soc.*, 175, p.429-447 (1976)
- [9] Einstein A. and Straus E. G., The Influence of the Expansion of Space on the Gravitation Fields Surrounding the Individual Stars, *Rev. of Mod. Phys.*, 17, 2-3, pp.120-124 (1945)
- [10] Stuchlík Z., An Einstein-Strauss-de Sitter Model of the Universe, *Bull. of the Astron. Inst. of Czechoslovakia*, 35, p.205 (1984)

- [11] Meszaros A. and Molnar Z., On the Alternative Origin of the Dipole Anisotropy of Microwave Background Due to the Rees-Sciama Effect , *Astrophys. Jour.*, 470, p.49 (1996)
- [12] Stuchlík Z. and Schee J., Fluctuations of CMBR in accelerating universe, *ALBERT EINSTEIN CENTURY INTERNATIONAL CONFERENCE. AIP Conference Proceedings*, 861, pp.1051-1058 (2006)