

Confronting dark fermion with a doubly charged Higgs in the left-right symmetric model

Shyamashish Dey^{a,1}, Purusottam Ghosh^{b,a,2}, Santosh Kumar Rai^{a,3}

^a *Regional Centre for Accelerator-based Particle Physics, Harish-Chandra Research Institute, A CI of Homi Bhabha National Institute, Chhatnag Road, Jhansi, Prayagraj 211019, India*

^b *School Of Physical Sciences, Indian Association for the Cultivation of Science, 2A & 2B, Raja S.C. Mullick Road, Kolkata 700032, India*

Abstract

We consider a fermionic dark matter (DM) in the left-right symmetric framework by introducing a pair of vector-like (VL) doublets in the particle spectrum. The stability of the DM is ensured through an unbroken \mathbb{Z}_2 symmetry. We explore the parameter space of the model compatible with the observed relic density and direct and indirect detection cross sections. The presence of charged dark fermions opens up an interesting possibility for the doubly charged Higgs signal at LHC and ILC. The signal for the doubly charged scalar decaying into the dark sector is analyzed in multilepton final states for a few representative parameter choices consistent with DM observations.

1 Introduction

The new era of search for particles or hints of new physics has been facing its challenges since the discovery of the Higgs boson [1,2]. While direct searches at experiments at the Large hadron Collider (LHC) have not revealed anything new yet, the irrevocable hints for the existence of tiny neutrino mass and dark matter (DM) in the Universe has led to new efforts in non-collider experiments to establish signals for new phenomenon which may point to an extension of the Standard Model (SM) and more crucially provide information about DM. Left-right symmetric models (LRSM) [3–8] are one of the most well motivated and widely studied extensions of the SM as it is able to address several phenomena which are not very well understood in the framework of SM, be it Parity or the tiny neutrino masses which have their origin very naturally in the model. Parity symmetry (P) prevents one from writing P and Charge-Parity (CP) violating terms in the Quantum Chromodynamics

¹shyamashishdey@hri.res.in

²pghoshiitg@gmail.com

³skrai@hri.res.in

(QCD) Lagrangian thus resolving the strong CP problem naturally without the need to introduce a global Peccei-Quinn symmetry. The gauge structure of these models force us to have a right-handed neutrino in the lepton multiplet. This right-handed neutrino can generate a light neutrino mass through the seesaw mechanism. Moreover left-right symmetry is also favored by many scenarios of gauge-unification.

We have also established that a significant part of the Universe ($\sim 26\%$ of total energy budget) which is made of non-luminous, non-baryonic matter and interacts via gravity, popularly known as dark matter (DM) is one of the most fundamental concerns in current days particle physics and cosmology [9, 10]. There are several astrophysical evidences like the rotational curve of the galaxy, bullet cluster, gravitational lensing, anisotropy in cosmic microwave background (CMB), etc. [11–14], which indicate the existence of stable DM in the present Universe. However we do not know much about it, the only information so far we know about DM is its relic abundance measured by WMAP and PLANK to be $\Omega_{\text{DM}}h^2 = 0.120 \pm 0.001$ [15]. Apart from this the nature of the DM e.g. its spin, non-gravitational interaction and mass still remain an open question. Depending on the production mechanism in the early Universe, DM particles are broadly classified based on its interaction strengths into WIMP [16–18], SIMP [19], FIMP [20], etc. Among these the weakly interacting massive particle (WIMP) is one of the popular DM candidates due to its detection possibility in direct (XENON1T [21], PANDAX 4T [22] etc.), indirect (FERMI LAT and MAGIC [23, 24]) and collider (LHC [25] and ILC) search experiments. The weak interaction between WIMP like DM and the visible sector can lead to thermal equilibrium in the early universe at temperatures above the mass scale and freezes out from the thermal bath when the temperature falls below its mass [16]. Many theoretical extension of SM have been formulated to accommodate the particle nature of DM over the past several decades. A novel possibility would be its existence in the framework of left-right symmetric theories. While the supersymmetric versions of the LRSM [26, 27] naturally incorporate a WIMP (through conserved R-parity) in the form of the lightest supersymmetric particle, it is rather challenging to invoke a DM candidate in the minimal setup of LRSM. Therefore a natural extension could be to include new particles in the set-up in the non-supersymmetric model [28–34]. To accommodate DM in LRSM, we consider two vector-like fermion doublets, ψ_1 and ψ_2 which belong to the $SU(2)_L$ and $SU(2)_R$ respectively and both carry a discrete Z_2 charge of -1 to ensure the stability of the lightest state. This induced dark sector in the LRSM would have enhanced interactions including its participation in both left-handed and right-handed charged currents as well as neutral currents mediated by the electroweak (EW) and new heavy gauge bosons and the numerous scalars present in the model. Thus one expects the DM phenomenology to be very interesting and illuminating in several regions of the model parameter space. A crucial hint of LRSM is the presence of two doubly charged scalars which independently couple to the gauge bosons of $SU(2)_L$ and $SU(2)_R$ and therefore have different production strengths.

With the inclusion of the dark sector which contains new fermions, the search for these exotics can be a lot different at collider experiments. We shall consider this interesting possibility in our work by studying the signal for the doubly charged scalars at LHC as well as the proposed International Linear Collider (ILC) [35–38] while highlighting the DM phenomenology of the model in more detail.

The rest of our work is organized as follows. We first briefly describe the proposed model in Section 2. In Section 3, we discuss possible theoretical and experimental constraints on the model parameters which would be applicable for our analysis. In Section 4 we discuss the DM phenomenology where we demonstrate the allowed parameter space compatible with current relic density, direct and indirect search constraints. The collider signature of the doubly charged Higgs in the presence of DM at LHC and ILC in this setup are discussed in Section 5 and 6 respectively. Finally, we summarize our findings in Section 7.

2 Left-Right Model with Dark Doublets

The model is an extension of the popular left-right symmetry model (LRSM) [3, 4] where the only addition is the introduction of two vector-like (VL) fermion doublets [34] in the particle spectrum, *viz.* $\psi_1^T = \left(\psi_1^0 \quad \psi_1^- \right)_{L,R}$ and $\psi_2^T = \left(\psi_2^0 \quad \psi_2^- \right)_{L,R}$. The new fermions are a replication of the lepton doublets with the only difference being the VL character such that ψ_1 is a VL doublet under $SU(2)_L \otimes U(1)_{B-L}$ while ψ_2 is a VL doublet under $SU(2)_R \otimes U(1)_{B-L}$. A discrete \mathcal{Z}_2 symmetry is included in the model under which the new VL doublets are odd, that makes the lightest neutral component of each VL doublet stable. However, after gauge symmetry is spontaneously broken, the neutral components of ψ_1 and ψ_2 will mix leading to only one neutral component to remain stable and act as the DM candidate in the model. Note that all the remaining fields in the model are even under the \mathcal{Z}_2 symmetry. The charge assignment of all fermions including dark fields and scalar fields in the extended LRSM are tabulated in Table1 and Table2, respectively. It is important to note here that the VL nature of the new fields do not lead to any chiral anomaly, keeping the model anomaly free.

The Lagrangian for this model can be written in two separate components:

$$\mathcal{L} = \mathcal{L}^{\text{LRSM}} + \mathcal{L}^{\text{FDM}} \quad . \quad (1)$$

The first part of the Lagrangian in Eqn.1 represents the \mathcal{Z}_2 even LRSM Lagrangian while the second part of the Lagrangian represents the proposed dark sector in this setup. Since the left-right symmetric Lagrangian, $\mathcal{L}^{\text{LRSM}}$ has been comprehensively studied in the literature we do not discuss it in great detail here and refer the readers to Refs. [3–8, 39–44]. Our main motivation in this work is to study the phenomenology of DM in the extended LRSM setup. We, therefore, restrict ourselves to only the relevant part of the Lagrangian of LRSM for our analysis.

Fermion Fields	$\underbrace{SU(3)_C \otimes SU(2)_R \otimes SU(2)_L \otimes U(1)_{B-L}}_{\mathcal{G}} \otimes \mathcal{Z}_2$				
$Q_L = \begin{pmatrix} u \\ d \end{pmatrix}_L$	3	1	2	$\frac{1}{3}$	+
$Q_R = \begin{pmatrix} u \\ d \end{pmatrix}_R$	3	2	1	$\frac{1}{3}$	+
$L_L = \begin{pmatrix} \nu_\ell \\ \ell \end{pmatrix}_L$	1	1	2	-1	+
$L_R = \begin{pmatrix} \nu_\ell \\ \ell \end{pmatrix}_R$	1	2	1	-1	+
$\psi_1 : \begin{pmatrix} \psi_1^0 \\ \psi_1^- \end{pmatrix}_L, \begin{pmatrix} \psi_1^0 \\ \psi_1^- \end{pmatrix}_R$	1	1	2	-1	-
$\psi_2 : \begin{pmatrix} \psi_2^0 \\ \psi_2^- \end{pmatrix}_L, \begin{pmatrix} \psi_2^0 \\ \psi_2^- \end{pmatrix}_R$	1	2	1	-1	-

Table 1: Charge assignment of fermion fields under the left-right (LR) gauge symmetry $\mathcal{G} \equiv SU(3)_C \otimes SU(2)_R \otimes SU(2)_L \otimes U(1)_{B-L}$ augmented with a discrete \mathcal{Z}_2 symmetry. The electric charge is defined as $Q = I_{3L} + I_{3R} + \frac{B-L}{2}$, where I_3 is the third component of isospin and B and L represent the baryon and lepton numbers respectively.

The scalar potential of LRSM

The most general \mathcal{C} (charge) – \mathcal{P} (parity) invariant scalar potential in the LRSM, invariant under the gauge symmetry $SU(3)_C \otimes SU(2)_R \otimes SU(2)_L \otimes U(1)_{B-L}$ reads as [6, 39]

$$\begin{aligned}
V_{\text{LRSM}} = & -\mu_1^2 \text{Tr}(\Phi^\dagger \Phi) - \mu_2^2 \left[\text{Tr}(\tilde{\Phi} \Phi^\dagger) + \text{Tr}(\tilde{\Phi}^\dagger \Phi) \right] - \mu_3^2 \left[\text{Tr}(\Delta_L \Delta_L^\dagger) + \text{Tr}(\Delta_R \Delta_R^\dagger) \right] \\
& + \lambda_1 \left[\text{Tr}(\Phi^\dagger \Phi) \right]^2 + \lambda_2 \left\{ \left[\text{Tr}(\tilde{\Phi} \Phi^\dagger) \right]^2 + \left[\text{Tr}(\tilde{\Phi}^\dagger \Phi) \right]^2 \right\} + \lambda_3 \text{Tr}(\tilde{\Phi} \Phi^\dagger) \text{Tr}(\tilde{\Phi}^\dagger \Phi) \\
& + \lambda_4 \text{Tr}(\Phi^\dagger \Phi) \left[\text{Tr}(\tilde{\Phi} \Phi^\dagger) + \text{Tr}(\tilde{\Phi}^\dagger \Phi) \right] \\
& + \rho_1 \left\{ \left[\text{Tr}(\Delta_L \Delta_L^\dagger) \right]^2 + \left[\text{Tr}(\Delta_R \Delta_R^\dagger) \right]^2 \right\} \\
& + \rho_2 \left[\text{Tr}(\Delta_L \Delta_L) \text{Tr}(\Delta_L^\dagger \Delta_L^\dagger) + \text{Tr}(\Delta_R \Delta_R) \text{Tr}(\Delta_R^\dagger \Delta_R^\dagger) \right] \\
& + \rho_3 \text{Tr}(\Delta_L \Delta_L^\dagger) \text{Tr}(\Delta_R \Delta_R^\dagger) + \rho_4 \left[\text{Tr}(\Delta_L \Delta_L) \text{Tr}(\Delta_R^\dagger \Delta_R^\dagger) + \text{Tr}(\Delta_L^\dagger \Delta_L^\dagger) \text{Tr}(\Delta_R \Delta_R) \right] \\
& + \alpha_1 \text{Tr}(\Phi^\dagger \Phi) \left[\text{Tr}(\Delta_L \Delta_L^\dagger) + \text{Tr}(\Delta_R \Delta_R^\dagger) \right] \\
& + \left\{ \alpha_2 e^{i\delta_2} \left[\text{Tr}(\tilde{\Phi} \Phi^\dagger) \text{Tr}(\Delta_L \Delta_L^\dagger) + \text{Tr}(\tilde{\Phi}^\dagger \Phi) \text{Tr}(\Delta_R \Delta_R^\dagger) \right] + \text{h.c.} \right\} \\
& + \alpha_3 \left[\text{Tr}(\Phi \Phi^\dagger \Delta_L \Delta_L^\dagger) + \text{Tr}(\Phi^\dagger \Phi \Delta_R \Delta_R^\dagger) \right] + \beta_1 \left[\text{Tr}(\Phi \Delta_R \Phi^\dagger \Delta_L^\dagger) + \text{Tr}(\Phi^\dagger \Delta_L \Phi \Delta_R^\dagger) \right] \\
& + \beta_2 \left[\text{Tr}(\tilde{\Phi} \Delta_R \Phi^\dagger \Delta_L^\dagger) + \text{Tr}(\tilde{\Phi}^\dagger \Delta_L \Phi \Delta_R^\dagger) \right] + \beta_3 \left[\text{Tr}(\Phi \Delta_R \tilde{\Phi}^\dagger \Delta_L^\dagger) + \text{Tr}(\Phi^\dagger \Delta_L \tilde{\Phi} \Delta_R^\dagger) \right].
\end{aligned} \tag{2}$$

Scalar Fields	$SU(3)_C \otimes SU(2)_R \otimes SU(2)_L \otimes U(1)_{B-L} \otimes \mathcal{Z}_2$				
$\Phi = \begin{pmatrix} \phi_1^0 & \phi_2^+ \\ \phi_1^- & \phi_2^0 \end{pmatrix}$	1	2	2	0	+
$\Delta_L = \begin{pmatrix} \frac{\Delta^+}{\sqrt{2}} & \Delta^{++} \\ \Delta^0 & -\frac{\Delta^+}{\sqrt{2}} \end{pmatrix}_L$	1	1	3	2	+
$\Delta_R = \begin{pmatrix} \frac{\Delta^+}{\sqrt{2}} & \Delta^{++} \\ \Delta^0 & -\frac{\Delta^+}{\sqrt{2}} \end{pmatrix}_R$	1	3	1	2	+

Table 2: Charge assignment of scalar fields under the extended gauge group $\mathcal{G} \equiv SU(3)_C \otimes SU(2)_R \otimes SU(2)_L \otimes U(1)_{B-L} \otimes \mathcal{Z}_2$.

The neutral scalar fields in the multiplets acquire non-zero vacuum expectation value (vev) leading to the symmetry breaking pattern: $SU(3)_C \otimes SU(2)_R \otimes SU(2)_L \otimes U(1)_{B-L} \rightarrow SU(3)_C \otimes SU(2)_L \otimes U(1)_Y \rightarrow SU(3)_C \otimes U(1)_Q$ [6, 39] as:

$$\langle \Delta_R^0 \rangle = \frac{v_R}{\sqrt{2}}, \quad \langle \Delta_L^0 \rangle = \frac{v_L}{\sqrt{2}}, \quad \langle \phi_1^0 \rangle = \frac{v_1}{\sqrt{2}}, \quad \langle \phi_2^0 \rangle = \frac{v_2}{\sqrt{2}}. \quad (3)$$

The vevs of the scalar fields are parametrized as:

$$v_1 = v \cos \beta, \quad v_2 = v \sin \beta, \quad \tan \beta = \frac{v_2}{v_1}, \quad (4)$$

where v can be identified as SM vev and is given by $v = \sqrt{v_1^2 + v_2^2} = 246$ GeV, with $v_L \ll v$ ($v_2 \ll v_1$) $\ll v_R$. The parity symmetry implies $g_L = g_R$. Without any loss in generality of the BSM phenomenology, the above scalar potential can be simplified by considering $\beta_i = 0$, $\alpha_2 = 0$, $\lambda_4 = 0$ and $v_L \rightarrow 0$. Under these assumptions, the masses and corresponding eigenstates of the scalar and the gauge bosons are tabulated in Table3. Here we have categorized the different scalar types according to their \mathcal{CP} properties and electric charge without going into the details, as these have been discussed in the literature [8].

We shall work in the limit of parameter choices in the scalar sector which helps us with a favorable DM phenomenology. This will be obvious when we calculate the observables relevant for DM abundance and its correlation with the scalar spectrum.

<i>Physical State</i>	<i>Mass</i>
$h \simeq \sqrt{2} \operatorname{Re}[\phi_1^{0*} + \frac{v_2}{v_1} e^{-i\alpha} \phi_2^0]$	$M_h \simeq \sqrt{2\lambda_1 v_1^2} \quad (\equiv 125 \text{ GeV, SM like Higgs})$
$H \simeq \sqrt{2} \operatorname{Re}[-\frac{v_2}{v_1} e^{i\alpha} \phi_1^{0*} + \phi_2^0]$	$M_H \simeq \sqrt{2v^2(2\lambda_2 + \lambda_3) + \frac{1}{2}\alpha_3 v_R^2}$
$H_R \simeq \sqrt{2} \operatorname{Re}[\Delta_R^0]$	$M_{H_R} \simeq \sqrt{2\rho_1 v_R^2}$
$H_L \simeq \sqrt{2} \operatorname{Re}[\Delta_L^0]$	$M_{H_L} \simeq \sqrt{\frac{1}{2}(\rho_3 - 2\rho_1)v_R^2}$
$A \simeq \sqrt{2} \operatorname{Im}[-\frac{v_2}{v_1} e^{i\alpha} \phi_1^{0*} + \phi_2^0]$	$M_A \simeq \sqrt{2v^2(2\lambda_2 - \lambda_3) + \frac{1}{2}\alpha_3 v_R^2}$
$A_L \simeq \sqrt{2} \operatorname{Im}[\Delta_L^0]$	$M_{A_L} \simeq \sqrt{\frac{1}{2}(\rho_3 - 2\rho_1)v_R^2}$
$H^+ \simeq \phi_2^+ + \frac{v_2}{v_1} e^{i\alpha} \phi_1^+ + \frac{1}{\sqrt{2}} \frac{v_1}{v_R} \Delta_R^+$	$M_{H^+} \simeq \sqrt{\frac{1}{4}\alpha_3(v^2 + 2v_R^2)}$
$H_L^+ \simeq \Delta_L^+$	$M_{H_L^+} \simeq \sqrt{\frac{1}{2}(\rho_3 - 2\rho_1)v_R^2}$
$H_L^{++} \simeq \Delta_L^{++}$	$M_{H_L^{++}} \simeq \sqrt{\frac{1}{2}(\rho_3 - 2\rho_1)v_R^2 + \frac{1}{2}\alpha_3 v^2}$
$H_R^{++} \simeq \Delta_R^{++}$	$M_{H_R^{++}} \simeq \sqrt{2\rho_2 v_R^2 + \frac{1}{2}\alpha_3 v^2}$
$W^\pm = \frac{1}{\sqrt{2}}(W_L^1 \mp iW_L^2)$	$M_W \simeq \sqrt{\frac{g_L^2}{2}} v^2 \quad (\simeq 80\text{GeV}) \text{ (SM like)}$
$W_R^\pm = \frac{1}{\sqrt{2}}(W_R^1 \mp iW_R^2)$	$M_{W_R} \simeq \sqrt{\frac{g_R^2}{2}} v_R^2$
$Z = -c_W W_L^3 + s_W s_Y W_R^3 + s_W c_Y B$	$M_Z = \frac{M_W}{c_W} \quad (\simeq 91\text{GeV}) \text{ (SM like)}$
$Z_R = -c_Y W_R^3 + s_Y B$	$M_{Z_R} \simeq \sqrt{(g_R^2 + g_{BL}^2)} v_R^2$
$\gamma = s_W W_L^3 + c_W s_Y W_R^3 + c_W c_Y B$	$M_\gamma = 0 \text{ (SM like)}$

Table 3: *Physical states and their masses are tabulated under the assumption $v_L \ll v$ ($v_2 \ll v_1$) $\ll v_R$ where $v = \sqrt{v_1^2 + v_2^2}$. The mixing angles are identified as: $s_W = \sin \theta_W = \frac{g_{BL}}{\sqrt{g^2 + 2g_{BL}^2}}$, $c_W = \cos \theta_W = \frac{\sqrt{g^2 + g_{BL}^2}}{\sqrt{g^2 + 2g_{BL}^2}}$, $s_Y = \sin \theta_Y = \frac{g_{BL}}{\sqrt{g^2 + g_{BL}^2}}$ and $c_Y = \cos \theta_Y = \frac{g}{\sqrt{g^2 + g_{BL}^2}}$ where $g = g_L = g_R$.*

Dark Sector Lagrangian:

In this set-up the lightest neutral state which is an admixture of the neutral component of $SU(2)_L$ fermion doublet (ψ_1) and $SU(2)_R$ fermion doublet (ψ_2) after symmetry breaking, gives rise to a viable candidate of DM due to the unbroken discrete symmetry \mathcal{Z}_2 . The Lagrangian of the dark

sector in the extended LRSM can be written as,

$$\begin{aligned}
\mathcal{L}^{\text{FDM}} = & \bar{\psi}_1 \left[i\gamma^\mu \left(\partial_\mu - ig_L \frac{\sigma^a}{2} W_{L\mu}^a - ig_{\text{BL}} \frac{Y_{\text{BL}}}{2} B_\mu \right) - M_L \right] \psi_1 \\
& + \bar{\psi}_2 \left[i\gamma^\mu \left(\partial_\mu - ig_R \frac{\sigma^a}{2} W_{R\mu}^a - ig_{\text{BL}} \frac{Y_{\text{BL}}}{2} B_\mu \right) - M_R \right] \psi_2 \\
& - \left\{ \left(Y_1 \bar{\psi}_1 \Phi \psi_2 + Y_2 \bar{\psi}_1 \tilde{\Phi} \psi_2 \right) + h.c. \right\} \\
& - y_L \left(\bar{\psi}_1 \Delta_L^\dagger i\sigma_2 \psi_1^c + h.c. \right) - y_R \left(\bar{\psi}_2 \Delta_R^\dagger i\sigma_2 \psi_2^c + h.c. \right). \tag{5}
\end{aligned}$$

A very similar extension of the LRSM was studied in Ref. [34]. Although our model is the same with similar particle content, our study differs in how the Yukawa structure of the model has been assigned. We chose a uniform Yukawa coupling strength between the VL fermion doublets with the scalar sector. It is worth noting that the earlier work treats the individual left-handed and right-handed projections of the $SU(2)_L$ VL doublet differently and therefore invokes more Yukawa couplings in the model. A similar structure is assumed for the $SU(2)_R$ VL doublet. While the choice is a viable phenomenological option as it does not alter the VL doublet's gauge interactions, it does give additional freedom to treat the dark sector fermions independently. We consider a more natural and aesthetic approach by choosing the Yukawa couplings to be identical and therefore allows us to correlate the nature of the DM based on its composition. We note that this also allows a more interesting signature for the doubly charged scalar in the model. Our choice also leads to a very different DM analysis and allowed parameter space for the model.

In the above Lagrangian (in Eqn. 5) M_L and M_R are the bare masses of ψ_1 and ψ_2 respectively and Y_1 and Y_2 are the Dirac Yukawa couplings. The other two Majorana type Yukawa couplings, y_L and y_R are responsible for generating the mass splitting between the physical eigenstates after mixing. In addition the non-zero values of both y_L and y_R lead to interesting collider signatures of the doubly charged scalars ($H_{L,R}^{\pm\pm}$) in the model that can affect the search strategies at LHC and ILC which forms a major motivation to study this model.

After symmetry breaking, the dark sector Lagrangian in Eqn.5 leads to mixing between the neutral components ψ_1^0 and ψ_2^0 and also leads to the mixing among the charged components ψ_1^\pm and ψ_2^\pm thanks to the Yukawa interactions: $Y_1 \bar{\psi}_1 \Phi \psi_2 + Y_2 \bar{\psi}_1 \tilde{\Phi} \psi_2$. The mass matrices of the neutral and charged fermion states can be expressed in the interactions basis of $X_N = \left((\psi_{1L}^0)^c \quad \psi_{1R}^0 \quad (\psi_{2L}^0)^c \quad \psi_{2R}^0 \right)^T$ and $X_C = \left(\psi_1^- \quad \psi_2^- \right)^T$ respectively as,

$$\mathcal{M}^N = \begin{pmatrix} \sqrt{2}y_L v_L & M_L & 0 & \alpha \\ M_L & \sqrt{2}y_L v_L & \alpha & 0 \\ 0 & \alpha & \sqrt{2}y_R v_R & M_R \\ \alpha & 0 & M_R & \sqrt{2}y_R v_R \end{pmatrix} \quad \text{and} \quad \mathcal{M}^C = \begin{pmatrix} M_L & \alpha' \\ \alpha' & M_R \end{pmatrix}; \tag{6}$$

where $\alpha = \frac{Y_1 v_1 + Y_2 v_2}{\sqrt{2}} \simeq \frac{Y_1 v_1}{\sqrt{2}}$ and $\alpha' = \frac{Y_1 v_2 + Y_2 v_1}{\sqrt{2}} \simeq \frac{Y_2 v_1}{\sqrt{2}}$ in the limit of $\tan \beta \rightarrow 0$. The phenomenology of DM depends on the following parameters in dark sector:

$$\{M_L, M_R, y_L, y_R, Y_1, Y_2\}. \quad (7)$$

along with the free parameters of LRSM. The nature of DM i.e. whether the DM is $SU(2)_L$ type or $SU(2)_R$ type or an admixture of them is mainly decided by the choice of the above parameters. Depending on these parameter choices, the model offers three different type of DM scenarios which we shall discuss now.

$SU(2)_L$ like DM ($M_L \ll M_R$)

For the given mass hierarchy, $M_L \ll M_R$, the light neutral states, $\chi_{1,2}$ and the light charged state, χ_1^\pm dominantly behave like the fermion doublet, ψ_1 . The presence of Majorana type Yukawa interaction with ψ_1 ($y_L \bar{\psi}_1 \Delta_L^\dagger i \sigma_2 \psi_1^c$), leads to the mass splittings (generated after symmetry breaking) between the light neutral and charged fermion states, $\chi_{1,2}$ and χ_1^\pm as:

$$\begin{aligned} \chi_1 &\simeq -\frac{i}{\sqrt{2}}(\psi_1 - \psi_1^c) & \text{of mass } M_1 &= M_L - \sqrt{2} v_L y_L (\equiv m_{\text{DM}}) \\ \chi_2 &\simeq \frac{1}{\sqrt{2}}(\psi_1 + \psi_1^c) & \text{of mass } M_2 &= M_L + \sqrt{2} v_L y_L \\ \chi_1^\pm &\simeq \psi_1^\pm & \text{of mass } M_1^\pm &= M_L, \end{aligned} \quad (8)$$

whereas the remaining physical states $\chi_{3,4}$ and χ_2^\pm are very heavy ($\mathcal{O}(M_R)$) and do not play any role in contributing to number density of DM. Note here that the light neutral and charged states are nearly degenerate ($\mathcal{O}(M_L)$) as v_L is small ($\lesssim 8$ GeV [45], constrained from ρ parameter). In this setup the light dark states interact mostly with the $SU(2)_L$ fields of LRSM.

$SU(2)_R$ like DM ($M_L \gg M_R$)

Unlike the previous case, here the right triplet (Δ_R) vev, v_R plays a significant role. In addition, for the reversed case where $M_L \gg M_R$, the light neutral and charged physical states, $\chi_{1,2}$ and χ_1^\pm mostly behave like the second fermion doublet, ψ_2 belonging to $SU(2)_R$. Similar to the previous scenario, ψ_2 interacts with the $SU(2)_R$ triplet (Δ_R) with the Majorana type Yukawa interactions: $y_R \bar{\psi}_2 \Delta_R^\dagger i \sigma_2 \psi_2^c$ which leads to the mass splitting between light neutral and charged physical states, χ_1 , χ_2 and χ_1^\pm as:

$$\begin{aligned} \chi_1 &\simeq -\frac{i}{\sqrt{2}}(\psi_2 - \psi_2^c) & \text{of mass } M_1 &= M_R - \sqrt{2} v_R y_R (\equiv m_{\text{DM}}) \\ \chi_2 &\simeq \frac{1}{\sqrt{2}}(\psi_2 + \psi_2^c) & \text{of mass } M_2 &= M_R + \sqrt{2} v_R y_R \\ \chi_1^\pm &\simeq \psi_2^\pm & \text{of mass } M_1^\pm &= M_R, \end{aligned} \quad (9)$$

whereas the remaining physical states $\chi_{3,4}$ and χ_2^\pm are much heavier ($\mathcal{O}(M_L)$), which mostly decay into light states before the time of DM freeze-out from thermal bath. Hence they do not affect today's DM density. It is important to mention here that the right triplet vev, v_R , can easily generate a large mass splitting between the light physical states, obvious from the mass expressions in Eqn.9. The light physical states in this case are $SU(2)_R$ like in nature and dominantly interact with $SU(2)_R$ fields.

Mixed DM ($M_L \sim M_R$)

When both M_L and M_R are of similar order of magnitude and the Yukawa couplings, y_R, Y_1 and Y_2 have non-zero values, the physical dark states are admixture of both ψ_1 and ψ_2 . We henceforth refer this as *mixed DM* scenario. In order to obtain the physical neutral states, χ_i ($i = 1, 2, 3, 4$) one needs to diagonalize the mass matrix \mathcal{M}^N in Eqn.6 by a unitarity matrix, $\mathcal{U}_{N4 \times 4}$. The mass diagonalization leads to a relation between the physical and interactions states given by

$$\begin{aligned} \mathcal{U}_N^\dagger \mathcal{M}^N \mathcal{U}_N &= \text{diag}(M_1, M_2, M_3, M_4), \\ (\chi_1, \chi_2, \chi_3, \chi_4) &= \mathcal{U}_{N4 \times 4} \left((\psi_1^0)^c, \psi_1^0, (\psi_2^0)^c, \psi_2^0 \right), \end{aligned} \quad (10)$$

where χ_1, χ_2, χ_3 and χ_4 are the physical eigenstates with mass M_1, M_2, M_3 and M_4 respectively following the mass hierarchy $|M_1| < |M_2| < |M_3| < |M_4|$. Thus the lightest neutral state, χ_1 of mass M_1 ($\equiv m_{\text{DM}}$) is the stable DM candidate in this setup. The mass eigenvalues of the mass matrix, \mathcal{M}^N are given in the limit of $v_L \rightarrow 0, \tan \beta \rightarrow 0$ as

$$\begin{aligned} \lambda_{1,2} &= \frac{\sqrt{2}y_R v_R - (M_L + M_R)}{2} \pm \frac{\left((\sqrt{2}y_R v_R + (M_L - M_R))^2 + 2(Y_1 v_1)^2 \right)^{1/2}}{2} \\ \lambda_{3,4} &= \frac{\sqrt{2}y_R v_R + (M_L + M_R)}{2} \mp \frac{\left((\sqrt{2}y_R v_R - (M_L - M_R))^2 + 2(Y_1 v_1)^2 \right)^{1/2}}{2}. \end{aligned} \quad (11)$$

The order of magnitude of the above eigenvalues depend on the model parameters. Here all the neutral physical states, χ_i ($i = 1, 2, 3, 4$) behave like Majorana states and are defined as $\chi_i = \frac{1}{2}(\chi_i + \chi_i^c)$. Similarly the mass matrix, \mathcal{M}^C for the charged fermion states mentioned in Eqn.6 can be diagonalized by a unitarity matrix, $\mathcal{U}_{C2 \times 2}$. The corresponding mass diagonalization relation and the relation between physical and interaction states are expressed as

$$\begin{aligned} \mathcal{U}_C^\dagger \mathcal{M}^C \mathcal{U}_C &= \text{diag}(M_1^\pm, M_2^\pm) \\ (\chi_1^\pm, \chi_2^\pm) &= \mathcal{U}_{C2 \times 2} \left(\psi_1^\pm, \psi_2^\pm \right). \end{aligned} \quad (12)$$

Here χ_1^\pm and χ_2^\pm are the physical charged eigenstates with mass M_1^\pm and M_2^\pm respectively with mass hierarchy $|M_1^\pm| < |M_2^\pm|$. The eigenvalues of the mass matrix, \mathcal{M}^C in the limit of $v_L \rightarrow 0, \tan \beta \rightarrow 0$

are given as

$$M_{1,2}^{\pm} = \frac{1}{2} \left((M_L + M_R) \mp \sqrt{(M_L - M_R)^2 + 2(v_1 Y_2)^2} \right). \quad (13)$$

In our analysis we have used the numerical tool **SPheno** [46] to diagonalize the mass matrices and generate the mass spectrum.

3 Constraints

In this section we briefly address the existing theoretical and experimental constraints on the model parameters which become relevant for our analysis.

Perturbativity: The quartic couplings in the scalar potential, gauge couplings and the Yukawa couplings are bounded from above as:

$$\begin{aligned} |\lambda_{1,2,3,4}| \lesssim 4\pi, \quad |\rho_{1,2,3,4}| \lesssim 4\pi, \quad |\alpha_{1,2,3}| \lesssim 4\pi, \quad |\beta_{1,2,3}| \lesssim 4\pi \quad ; \\ |g_{1,L,R}| \lesssim \sqrt{4\pi} \quad ; \\ |y_{1,2,L,R}| \lesssim \sqrt{4\pi} \quad . \end{aligned} \quad (14)$$

Relic and Direct Search: The current observation from PLANCK [15] puts a stringent bound on DM number density in the Universe :

$$\Omega_{\text{DM}} h^2 = 0.120 \pm 0.001 \quad \text{at 90\% CL.} \quad (15)$$

We will implement this constraint on our model parameter space. Along with this astrophysical observation, the DM-nucleon scattering cross-section also faces severe constraints from non-observation of DM at direct search experiments like XENON 1T [21] and PANDAX 4T [22]. We also include this limit on the model parameter space when we scan over the free parameters.

Higgs invisible decay: When the DM mass is below $M_h/2$, the SM Higgs can decay to DM. The invisible decay width of the SM Higgs is measured at LHC [47] which gives a constraint on the parameter space that leads to $m_{\text{DM}} < \frac{M_h}{2}$ as well as the coupling strength of DM with the SM like Higgs boson through an upper bound:

$$\text{BR}(h \rightarrow \text{DM DM}) \lesssim 13\%. \quad (16)$$

LEP constraint: LEP has excluded exotic charged fermion masses below ~ 102.7 GeV [48]. We implement this constraint on the dark charged fermions ($\chi_{1,2}^{\pm}$) mass $M_{1,2}^{\pm} > 102.7$ GeV.

FCNC constraint: The bi-doublet structure of the scalar gives rise to tree-level flavor changing neutral current (FCNC) interactions with SM quark in LRSM which is mediated by the heavy neutral scalars H , A and can contribute to flavor observables such as $K_0 - \overline{K_0}$, $B_d - \overline{B_d}$ and $B_s - \overline{B_d}$ mixings [8, 49]. The flavor observable data puts very stringent lower bound on heavy

neutral scalars in the model given by $M_{H,A} \gtrsim 15$ TeV. This upper bound further translates on to the quartic coupling α_3 in the scalar potential and on the triplet scalar vev $\langle \Delta_R^0 \rangle = v_R$. Using the approximate form of the heavy neutral scalar mass M_H , the FCNC constraint can be expressed as:

$$\frac{1}{2}\alpha_3\left(\frac{v_R}{\text{TeV}}\right)^2 \gtrsim \left(\frac{15}{\text{TeV}}\right)^2. \quad (17)$$

Collider constraint on M_{W_R} : The dominant bound on heavy charged gauge boson W' come from its decay to dijet. However, in the LRSM model the presence of a heavy right-handed neutrino leads to the possibility of W_R decay to a charged lepton and a heavy N_R when kinematically allowed. This leads to a final state with same-sign leptons and jets, which has suppressed SM background and leads to stronger bounds. The decay of W_R into a boosted right handed neutrino N_R yields same-sign lepton pair plus jets final states at collider as $W_R \rightarrow N_R \ell \rightarrow \text{jets} + 2\ell$. The current search by ATLAS [50] with integrated luminosity of 80 fb^{-1} for $\sqrt{s} = 13$ TeV, excludes M_{W_R} smaller than 5 TeV. This lower bound can be also expressed in terms of v_R as:

$$v_R > \sqrt{2} \left(\frac{M_{W_R}}{5 \text{ TeV}} \right) \left(\frac{0.625}{g_R} \right) \simeq 11.31 \text{ TeV}. \quad (18)$$

In addition the doubly charged scalars, $H_{L,R}^{\pm\pm}$ are also constrained from existing searches at LHC which we discuss in detail in the collider analysis section. For our analysis we pick up a set of benchmark points (BPs) which are consistent with the above mentioned constraints. The BPs are tabulated in Table-4 and 5

BPs	Input parameters	Mass spectrum generated from SPheno (in GeV)
BP1	$v_R = 12 \text{ TeV}$	$M_{H_R^{\pm\pm}} = 400 \text{ GeV}, M_{H_L^{\pm\pm}} = 600 \text{ GeV}$
	$\lambda_1 = 0.129, \lambda_2 = 0.0, \lambda_3 = 0.1, \lambda_4 = 0.0,$ $\beta_1 = \beta_3 = 0,$ $\alpha_{1,2} = 0, \alpha_3 = 3.4$ $\rho_1 = 0.04, \rho_2 = 0.00020, \rho_3 = 0.08357, \rho_4 = 0.0$ $M_{D_{ii}} = 50 \text{ keV } M_{D_{i \neq j}} = 0$ $Y_{\Delta R_{ii}} = 0.00147314 Y_{\Delta R_{i \neq j}} = 0$	$M_h = 125.06, M_{H_L} = 507.00, M_{H_R} = 3394.11, M_H = 15646.47$ $M_{A_L} = 507.00, M_A = 15646.47$ $M_{H_L^\pm} = 555.50, M_{H^\pm} = 15647.73$ $M_W = 80.35, M_Z = 91.18$ $M_{W_R} = 5.62 \times 10^3, M_{Z_R} = 9.43 \times 10^3$ $m_\nu = 0.1 \text{ eV } M_N = 25 \text{ GeV } V_{\ell N} = 2.00 \times 10^{-6}$

Table 4: The benchmark points in the scalar sector are considered for further analysis. Other parameters are kept fixed as: $v_L = 1 \text{ GeV}$ and $\tan \beta = 10^{-4}$. Here $V_{\ell N}$ represents the mixing term in the neutrino sector.

4 DM Phenomenology

We now discuss the phenomenology of our proposed fermionic dark matter in the extended LRSM. The lightest neutral Majorana state χ_1 which can be an admixture of $SU(2)_L$ like fermion (ψ_1) and

$SU(2)_R$ like fermion (ψ_2) or purely $SU(2)_L$ like fermion ψ_1 or purely $SU(2)_R$ like fermion ψ_2 , is the stable DM candidate under the extended symmetry group \mathcal{G} . In this section we review the region of parameter space which is allowed by observed DM density from WMAP-PLANCK data [14, 15], latest upper bound on DM-nucleon scattering cross-section from direct search experiments [21, 22] and also from indirect search constraints [23, 24].

The lightest neutral Majorana state, χ_1 assumed to be the viable candidate of DM can be produced at early time of the Universe via thermal freeze-out mechanism [16]. The dark sector particles were connected with visible sector via gauge and scalar mediated interactions of the LRSM and freezes out when the interaction rate ($\Gamma = \langle\sigma v\rangle n_{\text{DM}}$) falls below the expansion rate of the universe (\mathcal{H}). Apart from χ_1 the dark sector also has heavy neutral and charged fermion states, $\chi_i (i = 2, 3, 4)$ and $\chi_j^\pm (j = 1, 2)$ respectively. When the mass of these heavy states lie close to the DM mass, the number density of DM also gets affected by the number changing processes due to these heavy states. So the relic density of DM, χ_1 is guided by the different type of gauge and Higgs mediated number changing processes as:

$$\text{DM annihilations : } \chi_1 \chi_1 \rightarrow \text{X Y}$$

$$\text{DM co - annihilations : } \chi_1 \chi_j \rightarrow \text{X Y } (j = 2, 3, 4)$$

$$\chi_j \chi_k \rightarrow \text{X Y } (j, k = 2, 3, 4)$$

$$\chi_i \chi_j^\pm \rightarrow \text{X Y } (i = 1, 2, 3, 4; j = 1, 2)$$

$$\chi_i^\pm \chi_j^\mp \rightarrow \text{X Y } (i, j = 1, 2)$$

where X and Y are the light states in LRSM. The evolution of DM number density with time can be described by solving the Boltzmann equation given by [16]:

$$\frac{dn_{\text{DM}}}{dt} + 3Hn_{\text{DM}} = -\langle\sigma v\rangle_{\text{eff}} (n_{\text{DM}}^2 - n_{\text{eq}}^2), \quad (19)$$

where $n_{\text{DM}} \simeq n_{\chi_1}$ denotes the number density of DM and $n_{\text{eq}} = g_{\text{DM}} \left(\frac{m_{\text{DM}} T}{2\pi}\right)^{3/2} \exp(-m_{\text{DM}}/T)$ is the equilibrium density. The mass of DM is defined as m_{DM} (i.e $m_{\text{DM}} = M_1$). $\langle\sigma v\rangle_{\text{eff}}$ denotes the effective thermal averaged cross-section where all annihilation and co-annihilation type number changing processes are taken into account [51, 52] and which can be expressed as follows:

$$\begin{aligned} \langle\sigma v\rangle_{\text{eff}} &= \frac{g_1^2}{g_{\text{eff}}^2} \langle\sigma v\rangle_{\chi_1 \chi_1} + \frac{2g_1 g_i}{g_{\text{eff}}^2} \langle\sigma v\rangle_{\chi_1 \chi_i} \left(1 + \delta_i^0\right)^{\frac{3}{2}} e^{-x\delta_i^0} + \frac{2g_1 g_k^\pm}{g_{\text{eff}}^2} \langle\sigma v\rangle_{\chi_1 \chi_k^\pm} \left(1 + \delta_k^\pm\right)^{\frac{3}{2}} e^{-x\delta_k^\pm} \\ &+ \frac{2g_i g_k^\pm}{g_{\text{eff}}^2} \langle\sigma v\rangle_{\chi_i \chi_k^\pm} \left(1 + \delta_k^\pm\right)^3 e^{-2x\delta_k^\pm} + \frac{2g_i g_j}{g_{\text{eff}}^2} \langle\sigma v\rangle_{\chi_i \chi_j} \left(1 + \delta_k^\pm\right)^3 e^{-2x\delta_k^\pm} \\ &+ \frac{2g_k^\pm g_l^\pm}{g_{\text{eff}}^2} \langle\sigma v\rangle_{\chi_k^\pm \chi_l^\pm} \left(1 + \delta_k^0\right)^3 e^{-2x\delta_k^0}, \end{aligned} \quad (20)$$

where

$$g_{\text{eff}} = g_1 + g_i \left(1 + \delta_i^0\right)^{\frac{3}{2}} e^{-x\delta_i^0} + g_k^\pm \left(1 + \delta_k^\pm\right)^{\frac{3}{2}} e^{-x\delta_k^\pm},$$

$\delta_k^0 = \frac{M_k - M_1}{M_1}$, $\delta_k^\pm = \frac{M_k^\pm - M_1}{M_1}$ and $\delta_i^0 = \frac{M_i^\pm - M_1}{M_1}$. The g_1 , g_i and g_k are the internal degrees of freedom of χ_1 , χ_i and χ_k^\pm state respectively and $i, j = 2, 3, 4$; $k, l = 1, 2$. The parameter x is defined as $x = \frac{m_{\text{DM}}}{T} \equiv \frac{M_1}{T}$ where T is the thermal bath temperature. Using the above expression of $\langle\sigma v\rangle_{\text{eff}}$, one can express the number density of DM approximately as [51, 52]:

$$\Omega_{\chi_1} h^2 = \frac{1.09 \times 10^9 \text{ GeV}^{-1}}{\sqrt{g_*} M_{Pl}} \frac{1}{\int_{x_f}^{\infty} \frac{\langle\sigma v\rangle_{\text{eff}}}{x^2} dx} \quad (21)$$

where the SM degrees of freedom $g_* = 106.7$ and $x_f = \frac{m_{\text{DM}}}{T_f} \simeq 20 - 25$ [16]. T_f denotes here the freeze-out temperature of DM. The first term of Eqn.20 represents the standard DM annihilation while the rest of the terms are part of DM co-annihilation. Note that the co-annihilation contribution reduces with large mass splitting, $\Delta M = M_i - M_1, M_i^\pm - M_1$, due to the Boltzmann suppression of $\exp(-\Delta M/T)$. It is worth mentioning here the different tools/packages that have been used for our study. We first implement the model in the public code `SARAH` [53] for generating numerical modules for `SPheno` [46] and model files for `MicrOmegas` [54]. We then use `SPheno` to compute the mass spectrum and branching ratios which is passed on to `MicrOmegas` to calculate DM relic density as well as obtain the direct and indirect search cross-section.

We shall now illustrate the behavior of DM number density with the following independent free parameters in the dark sector which are relevant for DM phenomenology:

$$\{M_L, M_R, Y_1, Y_2, y_L, y_R\}. \quad (22)$$

The phenomenology of DM also significantly depends on the free parameters like mass of the light states which behave as mediator between dark and visible sector, vevs of the scalar fields v_R, v_L and $\tan\beta$ in LRSM. It is difficult to study the role of all the free parameters at a time. In addition varying all the parameters at the same time makes it difficult to determine the physics implications of any particular set. We therefore choose to fix the well studied LRSM model parameters which simplifies things but allows us to study the DM phenomenology based on the dark sector parameters. We first fix the LRSM sector as mentioned in BP1 listed in Table4 which is consistent with existing theoretical and experimental constraints. The dark sector particles speak with the visible sector via light scalars ($h, H_L, A_L, H_L^\pm, H_L^{\pm\pm}, H_R^{\pm\pm}$) and the SM gauge bosons (Z, W, γ). While the model possesses many more particles in the spectrum, other heavy state mediated diagrams are suppressed by the mass and they give negligible contribution to DM density. We now consider the DM phenomenology of all three possible scenarios.

$SU(2)_L$ like DM ($M_L \ll M_R$)

As stated earlier in section 2, the DM (χ_1) along with heavier components χ_2 and χ_1^\pm behave like the $SU(2)_L$ doublet dark fermion (ψ_1) for the mass parameter $M_L \ll M_R$. Since the physical

states belong to the $SU(2)_L$ doublet, the relic density of DM is mainly governed by SM gauge boson mediated interactions along with the new scalar triplet Δ_L involved through the Yukawa interaction: $y_L \bar{\psi}_1 \Delta_L^\dagger i \sigma_2 \psi_1^c$ which is also responsible for generating the small mass splittings between χ_1 , χ_2 and χ_1^\pm . Note here that all other states, $\chi_{3,4}, \chi_2^\pm$ have mass $\mathcal{O}(M_R)$ and do not play any relevant role in the DM density.

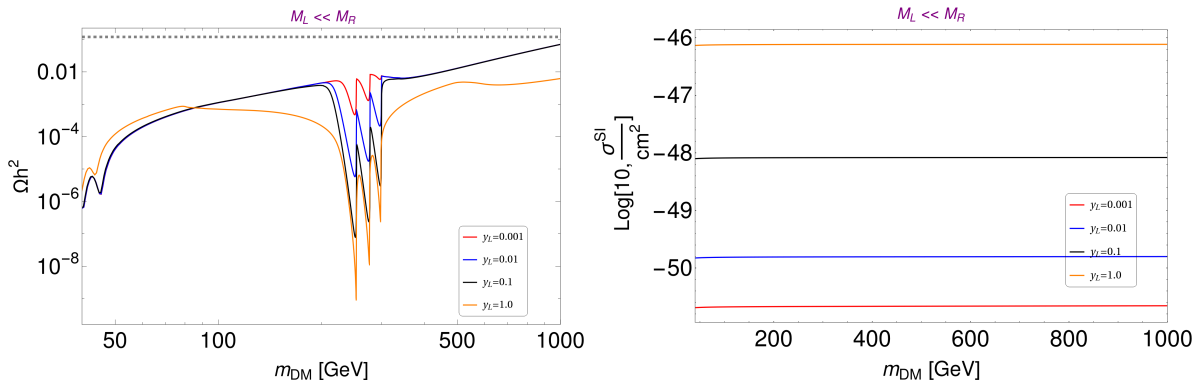


Figure 1: [Left] Variation of relic density as a function of DM mass for $SU(2)_L$ like DM ($M_L \ll M_R$) with different values of y_L . [Right] Spin independent DM-nucleon scattering cross-section as a function m_{DM} with different values of y_L .

In the left panel of Fig.1 we show the variation of relic density as a function of the DM mass $m_{\text{DM}} (\equiv M_1)$ for different values of y_L . Correct observed relic density bound measured by WMAP-PLANCK, ($\Omega_{\text{DM}} h^2 = 0.120 \pm 0.001$) is shown by grey dashed line in the same plane. The parameters in LRSM sector are kept fixed as listed in Table4 for the benchmark BP1. The mass splitting between the light dark states are very small leading to nearly degenerate states with splitting $\sim y_L v_L$. As the vev of the left triplet, v_L is constrained from the ρ parameter as $v_L \lesssim 8$ GeV [45], hence the maximum splitting available for this type of scenario is ~ 8 GeV for $y_L = 1$. As a result the relic becomes under abundant due to the large gauge mediated co-annihilation cross-sections ($\chi_i \chi_1^\pm \rightarrow X Y$) as depicted in the left panel of Fig.1. The co-annihilation contribution will get suppressed with increase in DM mass and we find that the correct density is obtained when the DM mass is around 1.2 TeV. As we further increase y_L , the light scalars, H_L (505 GeV), A_L (505 GeV), H_L^\pm (555 GeV), $H_L^{\pm\pm}$ (600 GeV) mediated diagrams start contributing. Therefore the relic becomes more under abundant which is shown using the orange line for $y_L = 1$. Different kind of resonance dips are visible near high DM mass, $m_{\text{DM}} \sim M_{H_L}/2$, $M_{A_L}/2$; $M_{H_L^\pm}/2$ and $M_{H_L^{\pm\pm}}/2$ and these become more prominent for large values of y_L due to the Yukawa interaction: $y_L \bar{\psi}_1 \Delta_L^\dagger i \sigma_2 \psi_1^c$. There are two more dips observed in the low DM mass region, around $m_{\text{DM}} \sim M_Z/2$ and $\sim M_h/2$. Note that, when the DM mass becomes larger than the light triplet

scalars, DM can annihilate and co-annihilate to triplet final states which further reduce the DM density. This effect is observed for large value of y_L as depicted in the left panel of Fig.1 by the orange line for $m_{\text{DM}} \gtrsim 500$ GeV.

The spin-independent (SI) DM-nucleon scattering cross-section with DM mass is shown in the right panel of Fig.1 for different values of y_L . Due to Majorana nature of DM, the $\chi_1\chi_1 Z$ interaction leads to a vanishing contribution to DM-nucleon scattering cross-section. However the presence of the Yukawa interaction $y_L\bar{\psi}_1\Delta_L^\dagger i\sigma_2\psi_1^c$ can still lead to SI DM-nucleon scattering through $\Phi - \Delta_L$ mixed t-channel diagrams which depend on the coupling y_L . The DD cross-section increases with increase of y_L which can be easily seen in the right panel of Fig.1.

$SU(2)_R$ like DM ($M_L \gg M_R$)

With the mass parameter hierarchy $M_L \gg M_R$, the DM (χ_1) along with χ_2 and χ_1^\pm now behave like the $SU(2)_R$ dark doublet fermion, ψ_2 . The relic density in this case is mainly governed by right handed gauged mediated interactions along with scalar triplet Δ_R via the Yukawa interaction: $y_R\bar{\psi}_2\Delta_R^\dagger i\sigma_2\psi_2^c$. The Yukawa interaction splits the state, ψ_2^0 into two physical Majorana states $\chi_{1,2}$ and generates a much larger mass splitting between χ_1 , χ_2 and χ_1^\pm , thanks to the large v_R . The other heavy states, $\chi_{3,4}$ and χ_2^\pm which are $SU(2)_L$ like with mass $\mathcal{O}(M_L)$ decay into the less heavier dark states much before DM freeze-out and do not alter the observed DM density.

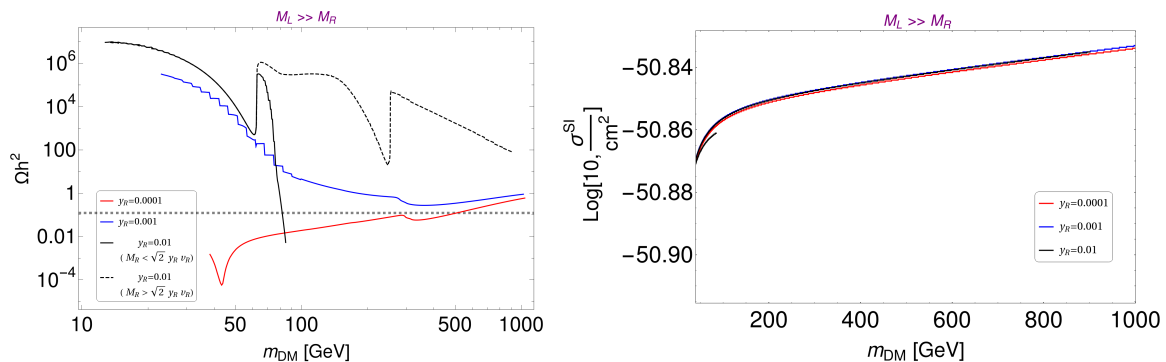


Figure 2: [Left] Variation of relic density as a function DM mass for $SU(2)_R$ like DM ($M_L \gg M_R$) with different values of y_R . [Right] Spin-independent DM-nucleon scattering cross-section as a function of m_{DM} for different values of y_R .

In the left panel of Fig.2 we have shown the variation of relic density as a function of DM mass, $m_{\text{DM}}(\equiv M_1)$ with different choices of y_R shown by different colored lines. The black dashed line shows the observed relic density measured by WMAP-PLANCK. The vev of right triplet (Δ_R) responsible for the $SU(2)_R$ breaking is taken to be quite large ($v_R = 12 \times 10^3$ GeV for BP1) which

corresponds to larger mass splitting between the dark states of around $\sim y_R v_R$. For a fixed value of v_R the mass difference between the light dark states increases with increase of y_R . Therefore the co-annihilation contribution becomes diluted with increase of y_R due to the Boltzmann suppression ($\sim \exp(-\Delta M/T)$). This results in a DM which is mediated mostly by the right-handed sector which is very heavy and therefore the relic density becomes over abundant as shown in the left panel of Fig.2. In addition, due to the $SU(2)_R$ like nature, the light dark states are dominantly connected with the thermal bath via the right handed heavy gauge fields (W_R, Z_R) and right scalar fields. The effective cross-section is suppressed due to large mediator mass unlike the $SU(2)_L$ like DM scenario. However for $y_R = 0.0001$ which corresponds to small mass splitting ($y_R v_R = 1.2$ GeV) one achieves dominant co-annihilation contributions resulting in under abundance. The density increases slowly with increase of DM mass and satisfies correct density for $m_{\text{DM}} \sim 500$ GeV. For larger value of $y_R = 0.01$ which corresponds to a large mass splitting ($y_R v_R = 120$ GeV) one again gets over abundance due to suppressed co-annihilation contribution. Now let us try to understand the peculiar behavior of DM density observed when the DM mass is around 80 GeV for $y_R = 0.01$. This can be understood from the DM mass formula which is defined as $M_1 = M_R - \sqrt{2}y_R v_R$. When $M_R < \sqrt{2}y_R v_R$ (~ 169 GeV) the mass eigenvalue of DM decreases with increase of M_R while simultaneously increasing the mass splitting between χ_1 and χ_1^\pm . An outcome of this is that the relic density increases because co-annihilation get suppressed. This behavior is depicted by the solid black line in left panel of Fig.2 if one looks at lower DM mass from $m_{\text{DM}} \sim 80$ GeV. Again for $M_R = \sqrt{2}y_R v_R$ (~ 169 GeV), the DM mass eigenvalue becomes zero and starts increasing with increase of M_R ($> \sqrt{2}y_R v_R \sim 169$ GeV) which is shown by the dotted line starting from low DM mass ($M_1 > 0$).

Similar to the $SU(2)_L$ like case, the $\chi_1 \chi_1 Z$ interaction again leads to vanishing DM-nucleon scattering cross-section due to the Majorana nature of χ_1 . But the presence of Yukawa interaction with Δ_R : $y_R \bar{\psi}_2 \Delta_R^\dagger i \sigma_2 \psi_2^c$ can lead to spin-independent (SI) DM-nucleon scattering through $\Phi - \Delta_R$ mixed t-channel diagrams. Due to small mixing between Φ and Δ_R and large mass suppression due to heavy H_R the direct search cross-section is much suppressed and almost independent of y_R which is shown in the right panel of Fig.2, where we have plotted the SI DM-nucleon scattering cross-section against DM mass for different values of y_R .

Mixed DM ($M_L \sim M_R$)

Let us now discuss the mixed scenario where the dark states, χ_i and χ_j^\pm are an admixture of both $SU(2)_L$ type doublet (ψ_1) and $SU(2)_R$ type doublet (ψ_2). The mixing between the neutral states, χ_i ($i = 1, 2, 3, 4$) are characterized by the parameters: M_L , M_R , Y_1 , y_R and v_R whereas for the charged states, χ_j^\pm ($j = 1, 2$), it is defined by the parameters M_L , M_R and Y_2 . When both the bare masses, M_L and M_R are of similar order in magnitude, the mixing between the neutral dark states

is mainly controlled by the terms, $Y_1 v_1$ and $y_R v_R$. For $y_R \rightarrow 0$, the mixing between the neutral component of ψ_1^0 and ψ_2^0 increases with increase of Y_1 and it is maximal when $Y_1 \gtrsim 0.1$. Keeping $Y_1 = 0.1$ fixed if we increase y_R , the contribution of ψ_2^0 becomes dominant in DM χ_1 which denotes the DM becoming more $SU(2)_R$ like and the interaction strength with left like scalars and gauge fields are suppressed. The effect of y_R on DM becomes prominent when $y_R v_R \gtrsim Y_1 v_1$. On the other hand, the mixing between the charged dark states simply depend on Y_2 when $M_L \sim M_R$.

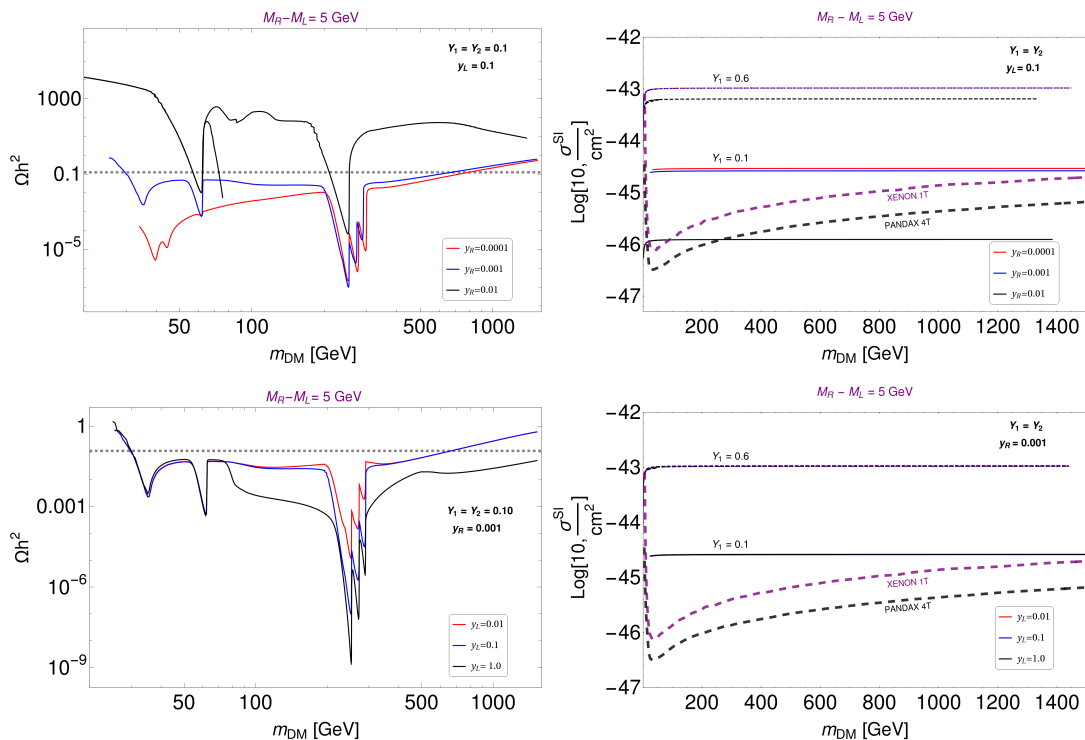


Figure 3: Relic density and spin-independent DM-nucleon scattering cross-section are plotted against DM mass for the mixed DM scenario ($M_L \sim M_R$) with different values of y_R keeping y_L fixed (top panel) and with different values of y_L keeping y_R fixed (bottom panel). Other parameters are kept fixed as mentioned inset of each figure. In the right top and bottom panels, the solid lines correspond to $Y_1 = 0.1$ whereas the dotted lines correspond to $Y_{1,2} = 0.6$. The current upper bound on the SI DD cross-section from XENON 1T [21] and PANDAX 4T [22] data are shown in the same plane for comparison.

The mixed DM behavior is illustrated in Fig.3 where we have considered $M_R - M_L = 5$ GeV. In the top-left panel of Fig.3, we have shown the variation of relic density as a function of m_{DM} with different values of y_R mentioned in the figure inset. Other dark parameters are kept fixed as mentioned inset of the figure. As stated earlier, for small values of y_R ($\rightarrow 0$), the DM, χ_1 has maximal ψ_1^0 and ψ_2^0 mixing and the $SU(2)_R$ composition increases with the increase of y_R for a

fixed value of v_R . As a consequence of that, the DM becomes more ψ_2^0 dominant. Similarly with the increase of y_R , the splitting between DM and heavy state increases which corresponds to less co-annihilation contribution to DM density. Therefore the relic density spans the region between under abundance to over abundance with increase in y_R as shown in the left top panel Fig.3. This is because the co-annihilation contribution becomes subdued and the DM interactions with the light mediators available in LRSM for BP1 are suppressed. This can be also understood from the resonance behavior near lower DM mass ~ 50 GeV. When DM has enough $SU(2)_L$ component ψ_1^0 contribution, we observe dips near $m_{\text{DM}} \sim M_W/2, M_Z/2$ which are prominent but disappear with the increase of y_R . However the resonance dip due to SM Higgs, h near $m_{\text{DM}} \sim M_h/2$ becomes more prominent with increase of y_R . Apart from the standard resonances we can also see few dips near DM mass: $m_{\text{DM}} \sim M_{H_L}/2, M_{A_L}/2; M_{H_L^\pm}/2, M_{H_L^{\pm\pm}}/2$ and $M_{H_R^{\pm\pm}}/2$ for the given benchmark point (BP1).

In the bottom left panel of Fig.3 we have shown the variation of relic density against DM mass with different values of y_L keeping y_R fixed ($= 0.001$) as quoted in the figure inset. For a fixed value of $y_L = 0.01$ and $M_R - M_L = 5$ GeV, the mixing between the $SU(2)_L$ component, ψ_1^0 and $SU(2)_R$ component, ψ_2^0 is almost constant in χ_1 . With the increase of y_L , the mass splitting between the light-dark states slightly increases which results in large DM density due to less co-annihilation contribution. The effect of DM annihilation to light triplet states start contributing for large values of y_L ($\gtrsim 1.0$) with $m_{\text{DM}} > m_X$ ($X = H_L, A_L, H_L^\pm, H_{L,R}^{\pm\pm}$).

In the right top and bottom panels of Fig.3, we have shown the SI DM-nucleon scattering cross-section as a function of DM mass with different choices of Yukawa couplings as mentioned inset of both figures. The spin-independent cross-section in the mixed scenario is strongly dependent on the Dirac like Yukawa couplings $Y_{1,2}$ with the bi-doublet which can be seen from the right top and bottom panels of Fig.3 where we have considered two different values of $Y_{1,2}$ keeping y_L and y_R fixed respectively. It is also observed from the figures that for non-zero values of $Y_{1,2}$ the SI DM-nucleon scattering cross-section is almost independent of the other two Yukawa couplings y_L and y_R due to the small scalar mixing between $\Phi - \Delta_L$ and $\Phi - \Delta_R$ respectively.

Before going into the detail of parameter scans, we briefly point out the important outcomes that emerge from the three scenarios. As we have seen, due to the relatively larger contributions from gauge interactions and dominant co-annihilation due to small mass splittings in the $SU(2)_L$ like scenario when $M_L \ll M_R$, the relic density is always under-abundant for DM mass below a TeV. On the other hand for $SU(2)_R$ like DM with $M_R \ll M_L$, the observed relic density can only be achieved for small values of y_R which leads to degenerate dark states. But the mixed DM scenario has rich phenomenological aspects due to its mixed nature. It can open up a large region of parameter space which can satisfy both relic and direct search constraints.

Parameter space scan

Here we investigate the allowed region of DM parameter space for the mixed scenario. We perform a numerical scan over the following region :

$$\begin{aligned}
 M_L &: \{100 - 1000\} \text{ GeV} & M_R &: \{100 - 1000\} \text{ GeV} \\
 Y \equiv Y_1 = Y_2 &: \{0.01 - 0.20\} & y \equiv y_L = y_R &: \{0.001, 0.01\};
 \end{aligned}
 \tag{23}$$

while the remaining parameters in LRSM are kept fixed as specified in BP1. Note here that the choices of $Y_1 = Y_2$ and $y_L = y_R$ does not affect much in DM phenomenology but it does matter for the collider study which we will discuss in detail in a later section.

Relic density

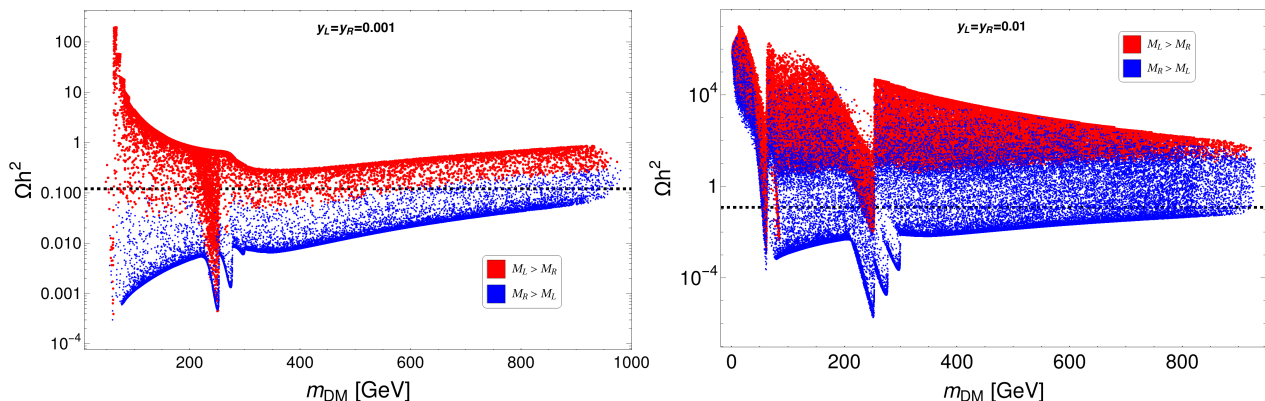


Figure 4: *Relic density as a function of DM mass with two different choices: $M_L > M_R$ (red points) and $M_R > M_L$ (blue points). The black dotted line corresponds to the observed DM relic density from WMAP-PLANCK. We fixed $y_R = 0.001$ for left panel figure and $y_R = 0.01$ for the right panel figure.*

The variation of DM relic density as a function of DM mass is shown in Fig.4 for two different choices of $y_R = 0.001$ (left) and 0.01 (right). Two different mass hierarchies : $M_L > M_R$ (red points) and $M_R > M_L$ (blue points) are considered for each case. The black dotted line corresponds to the central value of observed DM density [15]. For a small value of y_R ($= 0.001$), the mixing between the DM component of $SU(2)_L$ and $SU(2)_R$ is maximal when the bare mass parameter M_L and M_R are of the same order. When $M_L > M_R$ the $SU(2)_R$ component of the DM gets enhanced depending on their relative mass separation. Similarly, for the other mass hierarchy, $M_R > M_L$, the $SU(2)_L$ part of the DM gets increased. This phenomenon is exactly depicted in left panel of Fig.4 for $y_R = 0.001$. When DM becomes more $SU(2)_R$ like ($M_L > M_R$) relic density gets enhanced

due to suppressed interaction of DM with mediator fields in LRSM. Whereas for the reverse case ($M_R > M_L$) when DM becomes more $SU(2)_L$ like, the interaction between DM and the mediators get enhanced resulting in less density as it is seen from the left panel of Fig.4 (blue points). If we increase the couplings y_R and y_L to 0.01, the mass splitting between dark sector particles increase which leads to a comparably smaller co-annihilation contribution. As a result, relic density of DM increases which is shown in the right panel of Fig.4. Due to co-annihilation suppression for $y_R = 0.01$, the correct relic density can be achieved throughout the DM mass region for the case $M_R > M_L$ while for the other hierarchy it only satisfies the near resonance region. There are few dips in the relic density plots which are essentially due to resonances corresponding to the gauge boson (Z), SM like Higgs (h), and the additional light scalars ($H_L, A_L, H_L^\pm, H_L^{\pm\pm}$ and $H_R^{\pm\pm}$) available in LRSM for BP1.

Direct search constraint

Non-observation of DM signal at direct search experiments like XENON-1T [21], PANDAX 4T [22] has set a stringent constraint on DM-nucleon scattering cross-section for WIMP like DM. Here we will apply those constraints on our model parameters space which satisfy the observed relic density constraint.

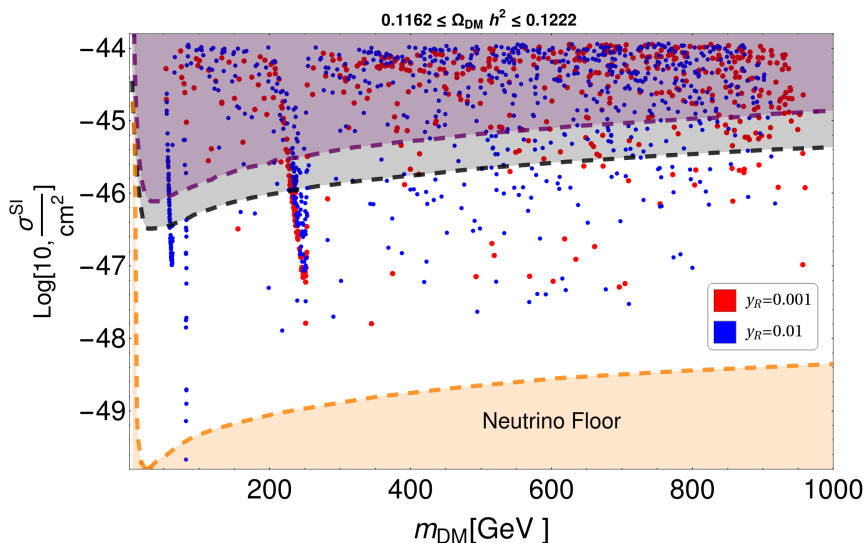


Figure 5: Relic density satisfied points are shown in spin-independent (SI) direct search cross-section against DM mass for $y_R = 0.001$ (red points) and $y_R = 0.01$ (blue points). The direct search bounds from PANDAX-4T (black dotted line) and XENON-1T (purple dotted line) are shown in the same plane for comparison purposes. The bottom shaded orange region corresponds to the neutrino floor.

In Fig.5 we show SI DM-nucleon cross-section for the model as a function of DM mass for the

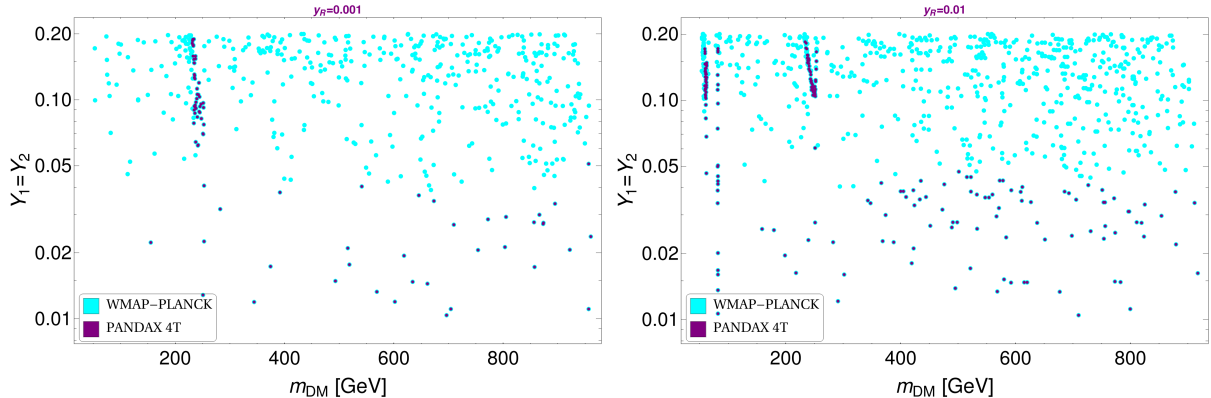


Figure 6: Relic density (cyan points) and direct search (PANDAX 4T) (purple points) satisfied parameter space are shown in $m_{\text{DM}} - Y$ plane for $y_R = 0.001$ (left) and $y_R = 0.01$ (right).

relic satisfied parameters space. The red points correspond to $y_R = 0.001$ while the blue points are for $y_R = 0.01$. The latest exclusion limits on DM-nucleon scattering cross-section against DM mass from PANDAX-4T [22] and XENON 1T [21] are shown in the same plane by black dashed line and purple dashed line respectively. It is worth mentioning here that the parameter space below the dashed line (PANDAX -4T and XENON 1T) can be allowed from the corresponding direct search experiments. We note here that more number of data points lie below the direct search exclusion limit from recent PANDAX-4T with the increase of y_R from 0.001 (red points) to 0.01 (blue points). With the increase of y_R , DM becoming more $SU(2)_R$ dominated resulting in a smaller DD cross-section. The orange shaded region in Fig.5 corresponds to the neutrino floor due to neutrino-nucleon coherent elastic scattering. In the neutrino floor region, the direct search DM signal is not distinguishable from the neutrino background.

The SI DM-nucleon scattering cross-section in the mixed scenario takes place dominantly via t-channel scalar-mediated diagrams through the Yukawa interactions: $Y_1 \bar{\psi}_1 \Phi \psi_2 + Y_2 \bar{\psi}_1 \tilde{\Phi} \psi_2$. So the DM-nucleon scattering cross-section directly depends on the Yukawa coupling strength Y_1 and Y_2 which are considered equal here. Therefore the large values of Y_1 are strongly constrained from the recent PANDAX 4T data except the scalars resonance regions as shown in Fig.6.

Indirect search constraint

DM can also be probed at various indirect search experiments via the production of SM particles either through DM annihilation or via decay in the local Universe. Neutral stable particles like photons, neutrinos which are produced via DM annihilation or decay, can reach indirect search detectors without getting affected much by intermediate regions between the source and the detector.

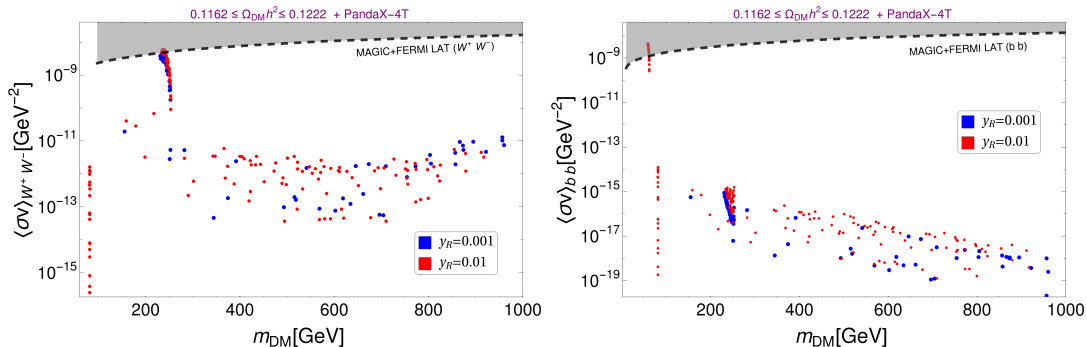


Figure 7: *Parameter space satisfying relic density and direct search constraint is shown in the plane of indirect search cross-section as a function of m_{DM} for DM annihilating to WW (left) and DM annihilating to $b\bar{b}$ (right) final states. The indirect search cross-section is compared with the latest exclusion bound of the corresponding channel from Fermi-LAT and MAGIC [23, 24] shown as shaded regions.*

These photons and neutrinos are ideal messengers of DM indirect detection. Due to the WIMP nature of the DM ($m_{\text{DM}} \sim \mathcal{O}(\text{GeV} - \text{TeV})$), the photons emitted during DM annihilations or decay lie in the gamma-ray regime, which can be probed at ground-based telescopes of MAGIC (Major Atmospheric Gamma-ray Imaging Cherenkov) [24] and the space-based telescopes of Fermi-LAT (Fermi Large Area Telescope) [23]. It is important to note here that DM cannot interact directly with photons. But the gamma rays can be produced via DM annihilation into different SM charged final states like $\mu^+ \mu^-$, $\tau^+ \tau^-$, $b \bar{b}$ and $W^+ W^-$ which finally decay into photons. No signal for DM in indirect search experiments like Fermi-LAT and MAGIC put a strong constraint on the annihilation cross-section of DM into $\mu^+ \mu^-$, $\tau^+ \tau^-$, $b \bar{b}$ and $W^+ W^-$. The most stringent constraint comes from the annihilation channel, $\text{DM DM} \rightarrow W^+ W^-$ for $m_{\text{DM}} > M_{W^\pm}$ and $\text{DM DM} \rightarrow b \bar{b}$ as compared to other two channels, $\mu^+ \mu^-$, $\tau^+ \tau^-$. In our analysis, we compare the indirect search cross-section for W^+W^- and $b\bar{b}$ final state with the corresponding indirect search bounds arising from the Fermi-LAT and MAGIC observations. In Fig.7, we show both relic density and direct search constraint (PANDAX 4T) satisfied points in $m_{\text{DM}} - \langle\sigma v\rangle$ for annihilation of DM to WW (left panel) and to $b\bar{b}$ (right panel) final states. We find that most of the parameter space shown in blue points for $y_R = 0.001$ and red points for $y_R = 0.01$ are consistent with indirect search constraints except the light scalar resonance region of DM mass around $\sim \frac{M_h}{2}$ and $\sim \frac{m_{\Delta_L}}{2}$ with large Y_1 .

Finally, we put together all the constraints coming from relic density, direct and indirect searches and show the allowed region of parameter space in the plane of $m_{\text{DM}} - \Delta M (= M_1^\pm - m_{\text{DM}})$ of Fig.8. The red and blue points correspond to the Yukawa couplings $y_R = 0.001$ and 0.01 respectively. One should note here that the large $\Delta M = M_1^\pm - m_{\text{DM}}$ is only available near the Higgs resonance: $m_{\text{DM}} \sim M_h/2$ and the light scalar resonances: $\sim m_{\Delta_L}/2$. Apart from resonances the correct

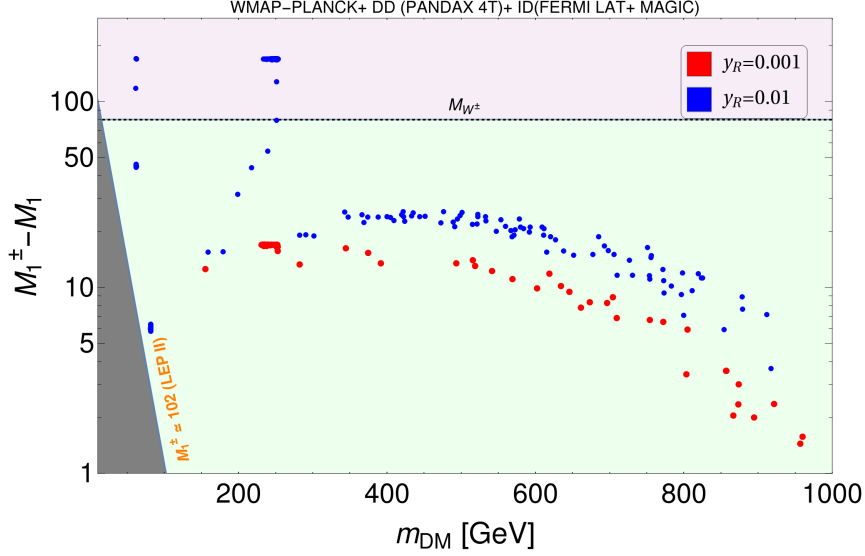


Figure 8: Relic density, direct and indirect search constraint allowed parameter space is summarized in the m_{DM} versus $\Delta M = M_1^\pm - m_{DM}$ plane for $y_R = 0.001$ (red points) and $= 0.01$ (blue points). The grey shaded region is excluded by LEP ($M_1^\pm < 102.7$). The black dotted horizontal line corresponding to $\Delta M = M_W$ which divides the parameter space into two regions: $\Delta M > M_W$ (light purple) and $\Delta M < M_W$ (light green).

relic density only relies on the co-annihilation resulting in the small mass splitting as is shown in the figure. Again the large mass splitting is only available for the large Yukawa coupling $y_R = 0.01$ which is absent for $y_R = 0.001$. This is because the DM, χ_1 becomes more $SU(2)_R$ dominated and the interactions between DM and left like fields in LRSM are suppressed with the increase of y_R . The grey shaded region in the bottom left corner of Fig.8 which corresponds to $M_1^\pm > 102.7$ GeV is excluded by the LEP data [48]. We separate the parameter space in two regions along the ΔM direction with $\Delta M = M_W$ (black dashed line). The light purple region with $\Delta M > M_W$, the light charged dark fermion, χ_1^\pm (of mass M_1^\pm) can decay to DM, χ_1 via on shell W . Whereas the region with $\Delta M < M_W$ is shown by light green shaded region, the light charged dark fermion, χ_1^\pm can decay to DM (χ_1) via off-shell W . Depending on the on-shell or off-shell decay of the charged dark fermion to DM, the collider phenomenology will be different which we will discuss in the next section. So far throughout our analysis, we have only considered fixed particle spectrum in LRSM as mentioned in BP1. Now the obvious question arises, what will be the DM parameter space if one considers different particle spectrums in LRSM? The answer is that the DM phenomenology is almost the same except for the second resonance region which depends on the spectrum of the light scalars available in LRSM for a given benchmark point. That's why we do not repeat the DM analysis for different benchmark points in the LRSM sector. However for the collider analysis

where we focus on the doubly charged scalar, we shall choose a different set of BP in the LRSM sector which we discuss in the next section.

5 Collider signatures of $H^{\pm\pm}$ in presence of dark fermion doublets

The LRSM gives us some unique collider signatures in the form of new gauge bosons, a right-handed charged current interaction, heavy Majorana neutrino production, lepton number violations, etc. Thus each of them can be a test of the model. In addition to the above, the presence of doubly charged scalars in the theory which when produced give a smoking gun signal in terms of resonances in the same sign dilepton final state. In fact, this signal is one of the well studied cases at LHC [55–57] which leads to very strong bounds on the mass of the doubly charged scalar. This signal is however shared with other models which also predict doubly charged scalars, for example the Higgs Triplet model which leads to Type-II seesaw for neutrino masses. A significant part of the parameter space for sub-TeV doubly charged scalar is ruled out, when it decays dominantly in the leptonic mode. In LRSM, we have two copies of the doubly charged Higgs where one predominantly couples to the Z while the other couples to the Z_R . This in turn affects the production rates for the two incarnates at LHC. However, in the process, both could have a significantly off-shell Z or Z_R and conspire to give a cross section of nearly similar strengths for a given mass. The case where the Yukawa couplings that dictate the branching ratios in the leptonic mode being very small for the H_L^{++} and H_R^{++} makes the diboson mode (WW) as the other possibility. Since the W_R is relatively heavy, the H_R^{++} decays mostly via the Yukawa coupling to charged leptons. For the H_L^{++} the decay is to on-shell W boson. Thus, we get the possibility of $4W$ or $4\ell + \cancel{E}_T$ signal from the doubly charged scalar pair production at LHC. It is noteworthy that this decay mode also relaxes the bound on the doubly charged scalars significantly [55, 57]. In this work, we point out an additional channel that may open up for the $H^{\pm\pm}$ signal giving us hints of the dark sector. As the Yukawa coupling of the Higgs triplets to the new VL doublets are constrained only through the allowed mass spectrum for the DM and its annihilation rates (as discussed in the previous sections), the doubly charged scalar can have its most dominant decay to the VL fermions. We focus on this signal by choosing a few representative points in the model parameter space which are consistent with DM observations and neutrino mass. Our choice of benchmark points shown in Table 5 for the LHC study, are allowed from DM relic, direct search, indirect search and others constraints as discussed earlier.

The production of doubly charged scalar at LHC yields the attractive collider signature in presence of DM in our model. The doubly charged scalar decays promptly to a pair of charged component of the dark doublets (χ_i^\pm) which then further decay to DM (χ_1) and W^\pm . This yields a $W^+W^+W^-W^-$ plus DM final state from a pair produced doubly charged scalar. The very weakly interacting DM particles escape the detector leaving their imprint in the form of missing energy.

	BPC1	BPC2	BPC3
$(M_{H_R^{\pm\pm}}, M_{H_L^{\pm\pm}}, v_R)$	(889.2, 300.3, 30×10^3)	(1000, 280, 30×10^3)	(800, 300, 30×10^3)
DM Inputs Mass(GeV)	$M_L = 150$ $M_R = 150$ $Y_1 = Y_2 = 4 \times 10^{-2}$ $y_R = 2.06 \times 10^{-3}$ $y_L = 0.6$	$M_L = 142$ $M_R = 142$ $Y_1 = Y_2 = 4 \times 10^{-2}$ $y_R = 2.08 \times 10^{-3}$ $y_L = 2.0$	$M_L = 120$ $M_R = 210$ $Y_1 = 0.036$ $Y_2 = 0.06$ $y_R = 0.028$ $y_L = 0.6$
Dark Particles Mass(GeV)	$M_1 = 62.044$, $M_2 = 149.708$, $M_3 = 150.291$, $M_4 = 237.955$ $M_1^\pm = 143.035$, $M_2^\pm = 156.964$	$M_1 = 61.118$, $M_2 = 147.735$, $M_3 = 152.264$, $M_4 = 238.811$ $M_1^\pm = 143.035$, $M_2^\pm = 156.964$	$M_1 = 89.8$, $M_2 = 120.4$, $M_3 = 120.6$, $M_4 = 328.9$ $M_1^\pm = 118.8$, $M_2^\pm = 211.1$
Relic Density, Direct Detection, Indirect Detection	$\Omega_{\text{DM}} h^2 = 0.107$ $\sigma_n^{\text{SI}} = 4.92 \times 10^{-48}$ cm ² $\langle \sigma v \rangle_{\mu\mu} = 1.61 \times 10^{-13}$ GeV ⁻² $\langle \sigma v \rangle_{\tau\tau} = 4.54 \times 10^{-11}$ GeV ⁻² $\langle \sigma v \rangle_{\text{bb}} = 7.50 \times 10^{-10}$ GeV ⁻²	$\Omega_{\text{DM}} h^2 = 0.1150$ $\sigma_n^{\text{SI}} = 1.46 \times 10^{-48}$ cm ² $\langle \sigma v \rangle_{\text{WW}} = 1.19 \times 10^{-12}$ GeV ⁻² $\langle \sigma v \rangle_{\mu\mu} = 4.38 \times 10^{-21}$ GeV ⁻² $\langle \sigma v \rangle_{\tau\tau} = 1.24 \times 10^{-18}$ GeV ⁻² $\langle \sigma v \rangle_{\text{bb}} = 1.98 \times 10^{-17}$ GeV ⁻²	$\Omega_{\text{DM}} h^2 = 0.0973$ $\sigma_n^{\text{SI}} = 6.687 \times 10^{-47}$ cm ² $\langle \sigma v \rangle_{\mu\mu} = 4.46 \times 10^{-18}$ GeV ⁻² $\langle \sigma v \rangle_{\tau\tau} = 1.26 \times 10^{-15}$ GeV ⁻² $\langle \sigma v \rangle_{\text{bb}} = 1.07 \times 10^{-14}$ GeV ⁻²
Neutrino sector ($m_\nu = 0.1$ eV)	$M_{Dii} = 5 \times 10^{-5}$ GeV $M_{Di \neq j} = 0$ $Y_{\Delta Rii} = 5.892 \times 10^{-4}$ $Y_{\Delta Ri \neq j} = 0$ $M_N = 25$ GeV; $V_{\ell N} \simeq 10^{-6}$	$M_{Dii} = 5 \times 10^{-5}$ GeV $M_{Di \neq j} = 0$ $Y_{\Delta Rii} = 5.892 \times 10^{-4}$ $Y_{\Delta Ri \neq j} = 0$ $M_N = 25$ GeV; $V_{\ell N} \simeq 10^{-6}$	$M_{Dii} = 1 \times 10^{-4}$ GeV $M_{Di \neq j} = 0$ $Y_{\Delta Rii} = 2.357 \times 10^{-3}$ $Y_{\Delta Ri \neq j} = 0$ $M_N = 100$ GeV; $V_{\ell N} \simeq 10^{-6}$
Doubly charged Scalar	$\Gamma(H_L^{\pm\pm}) = 1.228 \times 10^{-1}$ GeV $\text{Br}(H_L^{\pm\pm} \rightarrow \chi_1^\pm \chi_1^\pm) \simeq 98.67\%$ $\text{Br}(H_L^{\pm\pm} \rightarrow \chi_1^\pm \chi_2^\pm) \simeq 0.659\%$ $\text{Br}(H_L^{\pm\pm} \rightarrow WW) \simeq 0.665\%$	$\Gamma(H_L^{\pm\pm}) = 7.571 \times 10^{-2}$ GeV $\text{Br}(H_L^{\pm\pm} \rightarrow \chi_1^\pm \chi_1^\pm) \simeq 99.08\%$ $\text{Br}(H_L^{\pm\pm} \rightarrow WW) \simeq 0.9195\%$	$\Gamma(H_L^{\pm\pm}) = 3.835$ GeV $\text{Br}(H_L^{\pm\pm} \rightarrow \chi_1^\pm \chi_1^\pm) \simeq 99.9\%$
Dark charged Fermion	$\Gamma(\chi_1^\pm) = 4.005 \times 10^{-6}$ GeV $\text{Br}(\chi_1^\pm \rightarrow \chi_1 W^\pm) \simeq 100\%$	$\Gamma(\chi_1^\pm) = 1.462 \times 10^{-5}$ GeV $\text{Br}(\chi_1^\pm \rightarrow \chi_1 W^\pm) \simeq 100\%$	$\Gamma(\chi_1^\pm) = 9.39 \times 10^{-7}$ GeV $\text{Br}(\chi_1^+ \rightarrow \chi_1 u_i \bar{d}_j') \simeq 66.6\%$ $\text{Br}(\chi_1^+ \rightarrow \chi_1 \ell^+ \nu_\ell (\ell = e, \mu)) \simeq 22.2\%$ $\text{Br}(\chi_1^+ \rightarrow \chi_1 \ell^+ \nu_\ell (\ell = \tau)) \simeq 11.1\%$
Cross-section $\sqrt{s} = 14$ TeV (LHC)	$\sigma(pp \rightarrow H_L^{++} H_L^{--}) = 13.953$ fb	$\sigma(pp \rightarrow H_L^{++} H_L^{--}) = 16.58$ fb	$\sigma(pp \rightarrow H_L^{++} H_L^{--}) = 13.9$ fb $\sigma(e^+ e^- \rightarrow H_L^{++} H_L^{--}) = 58.22$ fb (ILC: $\sqrt{s} = 1$ TeV)

Table 5: *The above benchmark points are considered for collider analysis in our model. The mass of dark sector particles, corresponding Yukawa couplings, relic density, direct and indirect search cross-section for DM are tabulated. Dark fermion decay branching ratios and the decay branching ratios of doubly charged scalars χ are also shown for the BP's. Other dark sector parameters are kept fixed as mentioned earlier.*

We look at the following signal subprocesses:

$$\text{Signal : } p p \rightarrow H_L^{++}, H_L^{--}, (H_L^{\pm\pm} \rightarrow \chi_1^\pm \chi_1^\pm), (\chi_1^\pm \rightarrow \chi_1 W^\pm). \quad (24)$$

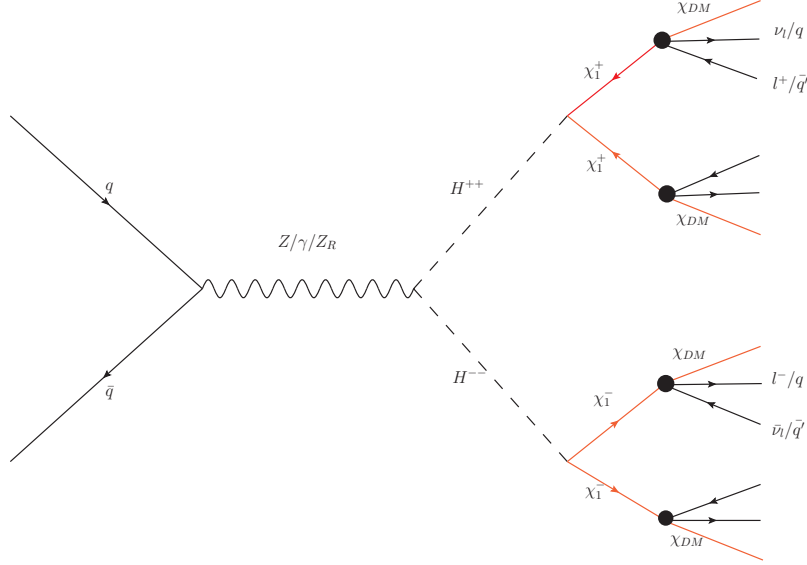


Figure 9: *Feynman diagram for doubly charged scalar production at LHC.*

The W^\pm decays to leptons and/or jets giving rise to the following different final states:

- $4l + E_T$
- $3l + 2 \text{ jets} + E_T$
- $2l + 4 \text{ jets} + E_T$
- $1l + 6 \text{ jets} + E_T$

We note that the most promising signal would involve the larger multiplicity of charged leptons in the final state which will also be suggestive of the doubly charged scalar as the parent particle. The final states with increasing jet multiplicities would provide complementary signals, hitherto with reduced sensitivity as the SM background would be large compared to an all lepton final state. We therefore restrict ourselves to the first two channels involving $n \geq 3$ charged leptons in the final state for our analysis. We also note that this signal overlaps with the $4W$ final state coming from pair produced doubly charged Higgs when the $H^{\pm\pm} \rightarrow W^\pm W^\pm$ is the dominant decay channel, which could give us an idea on the improvement of the signal over that of the traditional $4W$ signal.

We use the publicly available package **SARAH** [58] to write the model files and create the **Universal Feynman Object (UFO)** [59] files. The mass spectrum and mixings are generated using

SPheno [60, 61]. We have used the package MadGraph5@aNLO (v2.6.7) [62, 63] to calculate the scattering process and generate parton-level events at LHC with $\sqrt{s} = 14$ TeV which were then showered with the help of Pythia 8 [64]. We simulate detector effects using the fast detector simulation in Delphes-3 [65] and have used the default ATLAS card. The reconstructed events were finally analyzed using the analysis package MadAnalysis5 [66].

5.1 $4l + E_T$ signal

The $4l + E_T$ is one of the cleanest signal because of the low SM background. In our study this signal will appear when all four W bosons produced in the cascade decay of the pair of double charged Higgs, decays leptonically as shown in Fig. 9. The dominant background for the above final state would come from the SM subprocesses producing $t\bar{t}Z$, ZZ and VVV [67]. Additional sources of background events could also emerge from $t\bar{t}$ and WZ production, where additional charged leptons can come from misidentification of jets. Although such events would be small, the sheer size of the cross section of the aforementioned processes could lead to significant events mimicking the signal. However, these backgrounds can be eliminated by choosing specific selection cuts. The signal and the background process are generated using the same Monte Carlo event generator and then the cross section of the backgrounds are scaled with their respective k -factors. The k -factor for ZZ , $t\bar{t}Z$, VVV and WZ considered here are $\simeq 1.72$, 1.38, 2.27 and 2.01 respectively [68–71]. Here the k -factor for ZZ scales it to *next-to-next-to-leading order* (NNLO), while the rest of the backgrounds are at *next-to-leading order* (NLO) cross section.

To consider the four charged lepton final state coming from the $4W$ we choose events which have exactly $N_l = 4$ isolated charged leptons ($l = e, \mu$) in the final state. As the final state will still be littered with jets coming from initial state radiations, we therefore choose a more inclusive final state where all jets are vetoed with a relatively large transverse momenta of 40 GeV. As basic acceptance cuts, we therefore demand that all reconstructed objects are isolated ($\Delta R_{ab} > 0.4$). In addition,

- all charged leptons must have $p_{T_l} > 10$ GeV and lie within the rapidity gap satisfying $|\eta_l| < 2.5$.
- We impose additional conditions to demand a hadronically quite environment by putting veto on events with light jets and b jets with $p_{T_{b/j}} > 40$ GeV and $|\eta_{b/j}| < 2.5$. This helps in suppressing a significant part of the background coming from $t\bar{t}(Z)$ production.
- The largest contribution to the SM background comes from ZZ . To suppress it and bring it down, we choose a missing $E_T > 30$ GeV selection cut. Since the ZZ decaying to give four leptons will have very little missing energy in the final state the cut will throw away a significant part of the background events. This cut does not affect our signal much since

Cuts (GeV)	$E_T < 30$	$82 < M_{e^+e^-} < 100$	$82 < M_{\mu^+\mu^-} < 100$	$p_T[l_2] < 30$	$M_{l_i^+l_j^+} > 110$	$M_{l_i^-l_j^-} > 110$
BPC1	15.4	13.6	10.4	9.5	9.4	9.3
BPC2	18.2	15.9	11.4	10.2	9.9	9.9
Background	687.7	381.0	53.0	20.0	8.5	1.0

Table 6: Rejection cut-flow chart of $4l + E_T$ signal analysis for BPC1 & BPC2 benchmark points at 3000 fb^{-1} integrated luminosity.

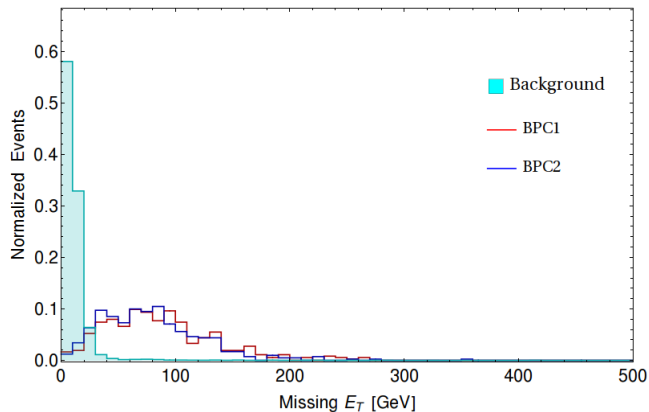


Figure 10: Normalized distributions of missing transverse energy (E_T) for signal (BPC1 and BPC2) and total SM background.

it has decay products consisting of dark matter and neutrinos leading to a larger E_T in the signal events. Hence this cut becomes very efficient in improving the signal sensitivity.

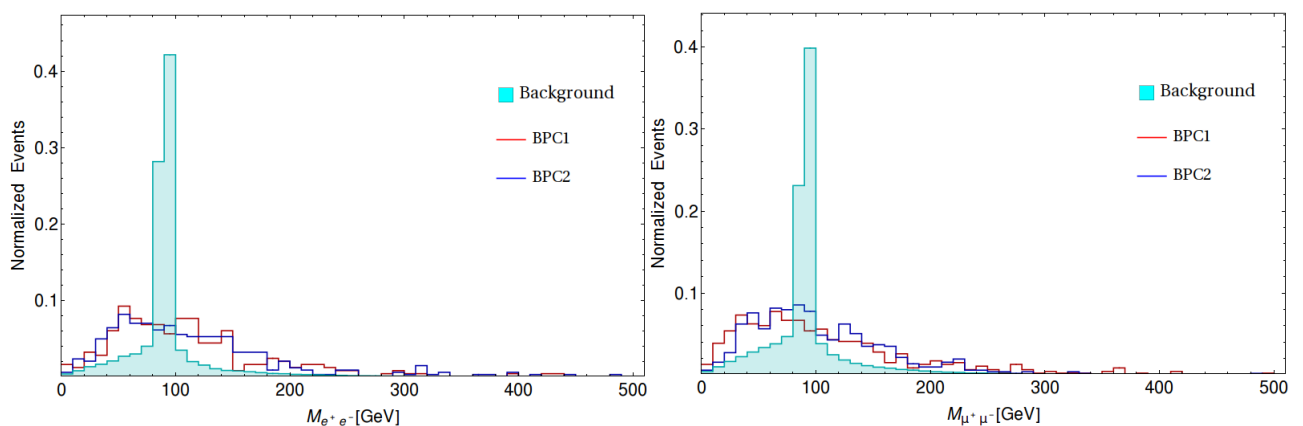


Figure 11: Normalized invariant mass distribution $M_{e^+e^-}$ [left] and $M_{\mu^+\mu^-}$ [right] for signal (BPC1 and BPC2) and total SM background.

- To reduce the background further, which may produce final state charged leptons (i.e WZ , VVV and ZZ) from Z decay but have some missing transverse energy which lets them escape the E_T cut, we put a cut on the invariant mass of same flavor opposite charge leptons around the Z mass pole ($82 \text{ GeV} < M_{\ell^+\ell^-} < 100 \text{ GeV}$). In our signal the leptons come from the W^\pm decay and no resonant feature can be attributed in the decay as the charged leptons come from different parent particles. So the signal is not affected by a cut used to remove the resonant Z peak in the background.

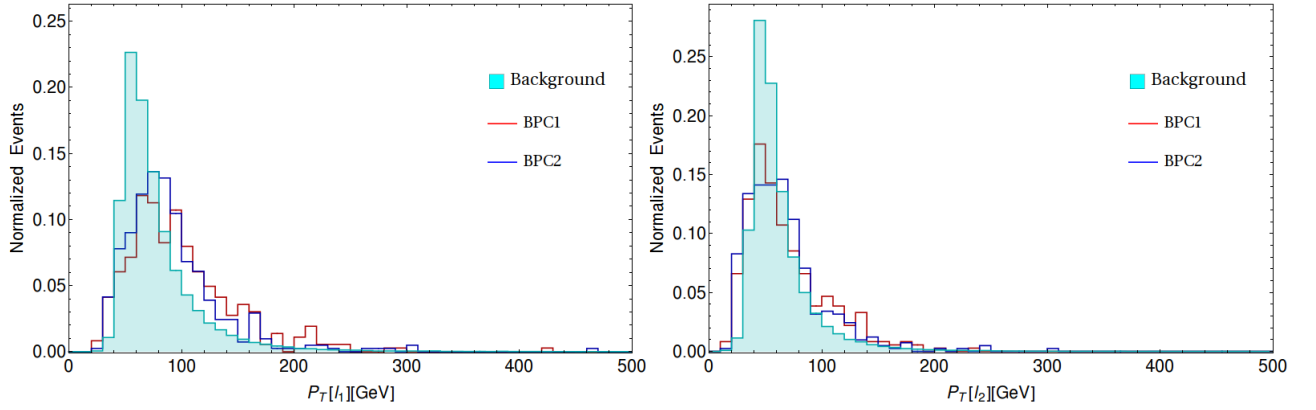


Figure 12: Normalized p_T distribution of leading charged lepton [left] and sub-leading charged lepton [right] for signal (BPC1 and BPC2) and total SM background.

- At this point the background is almost at a comparable level with the signal and most of the remaining SM background contribution is from the WZ channel where additional jets/photons can be misidentified as an additional charged lepton. But the events from WZ will give softer decay products and we find the use a strong p_T cut helpful in suppressing them significantly. In our case the sub-leading lepton with $p_T[l_2]$ separates the signal from background when compared to the same observable for other charged leptons. Thus we choose a $p_T[l_2] > 30 \text{ GeV}$ selection cut to help reduce the WZ background.
- There is one more kinematic variable of interest which can be used to distinguish the signal from the background. It is the invariant mass of same-sign (SS) charged lepton pairs which can be used to reduce the background even further. Even though the doubly charged scalar does not decay directly to SS leptons, we expect that in the all lepton channel the SS leptons would come from the same primary scalar. As the SS leptons in our signal come from the decay of same parent particle ($H_L^{\pm\pm}$), we expect a maximum invariant mass for such lepton

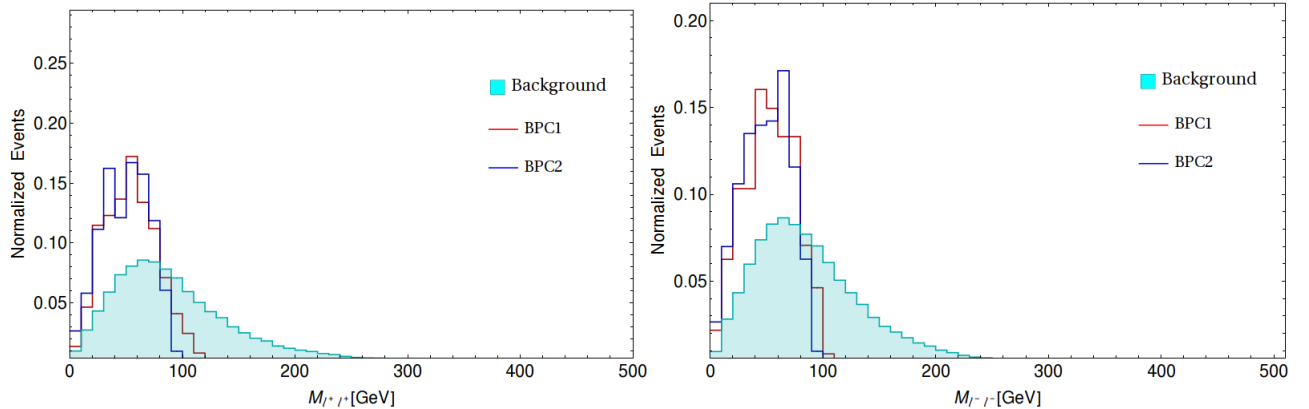


Figure 13: Normalized invariant mass distribution for same sign leptons ($M_{l_i^\pm l_j^\pm}$) for signal (BPC1 and BPC2) and total SM background.

pair dictated by the difference in mass of $H_L^{\pm\pm}$ and the DM pair. But in the background there is no clear possibility of a kinematic edge and therefore the tail of this observable ($M_{l_i^\pm l_j^\pm}$) for the background will be much broader compared to the signal. We can remove this tail in the observable for the SM background without rejecting any significant signal events.

All the cuts used above have been shown through a cut-flow chart in Table6. The final surviving events (after the selection cuts) are shown in Table7 for an integrated luminosity of 3000 fb^{-1} and the signal significance is estimated using

$$\sigma = [2\{(b + s) \log\left(\frac{b + s}{b}\right) - s\}]^{1/2} \quad (25)$$

where b stands for the SM background and s represents the new physics signal events respectively.

Benchmark	Signal	Background	Significance
BPC1	9.4	1.0	5.50
BPC2	9.9	1.0	5.75

Table 7: Significance of BPC1 and BPC2 at integrated luminosity of 3000 fb^{-1}

5.2 $3l + 2j + E_T$ signal

The $3l + 2j + E_T$ is the next cleanest signal for our model after $4l + E_T$ but its features can be studied with lower integrated luminosity compared to the $4l + E_T$ case. This is because we allow any one of the W boson to decay hadronically (which has a larger branching ratio over the leptonic channel). Hence the effective cross-section of this signal is much larger than the $4l + E_T$ case. The

prominent SM subprocesses contributing as background to our signal are $t\bar{t}$, WZ , VVV , $t\bar{t}Z$ and ZZ . For our analysis of the final state we choose only those events as signals which have exactly three charged leptons (e^\pm and μ^\pm) and exactly two jets. Similar to the $4l + E_T$ case we consider the basic acceptance cuts for all isolated objects (i.e., $\Delta R_{ab} > 0.4$) as given below:

- all charged leptons must have $p_{T_\ell} > 5$ GeV and lie within the rapidity gap satisfying $|\eta_\ell| < 2.5$.
- We impose additional conditions and demand no b -tagged jets by putting veto on events with b jets with $p_{T_b} > 40$ GeV and $|\eta_b| < 2.5$. This helps in suppressing a significant part of the background coming from $t\bar{t}$ and $t\bar{t}(Z)$ production.

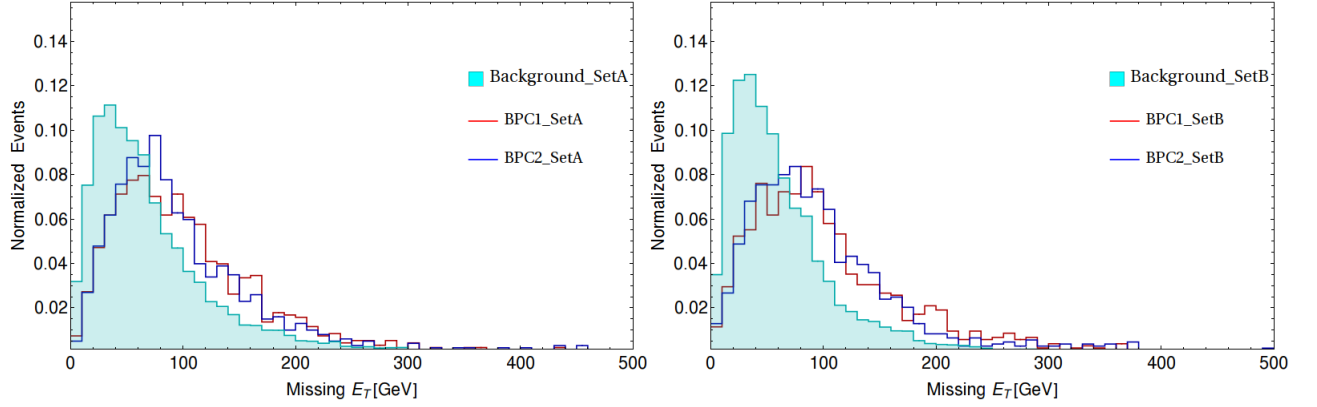


Figure 14: Normalized distributions of missing transverse energy (E_T) for both SetA [left] and SetB [right] signal events and the total SM background.

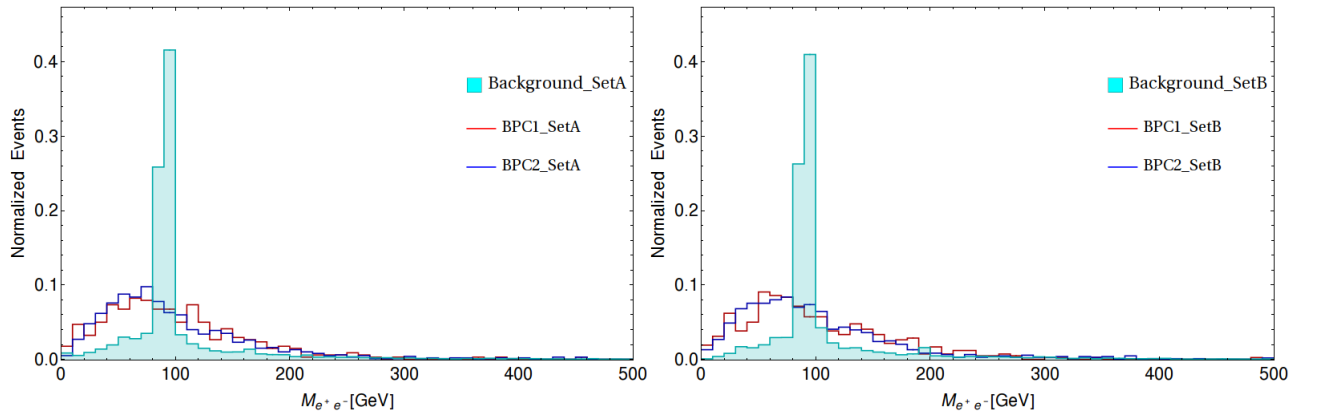


Figure 15: Normalized distributions of invariant mass ($M_{e^+e^-}$) for both SetA [left] and SetB [right] signal events and the total SM background.

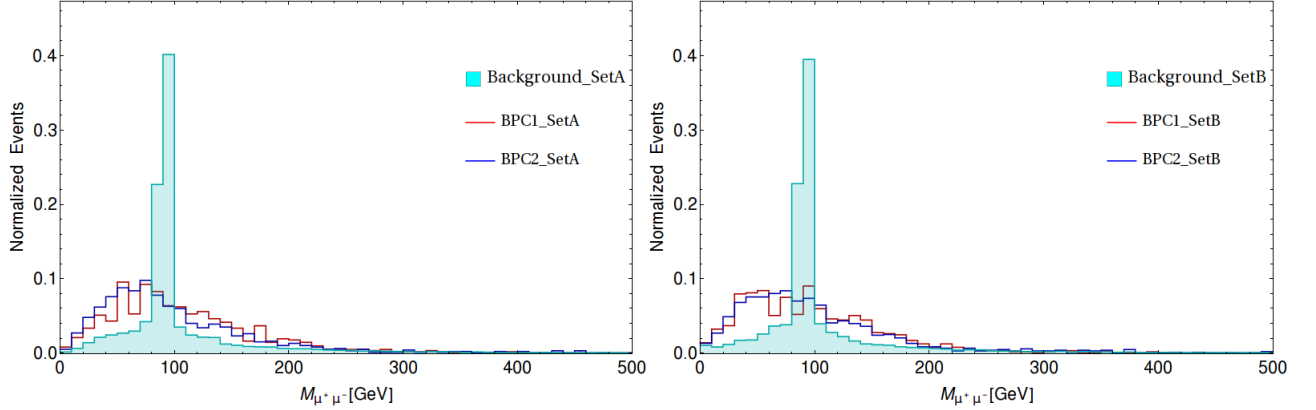


Figure 16: *Normalized distributions of invariant mass ($M_{\mu^+\mu^-}$) for both SetA [left] and SetB [right] signal events and the total SM background.*

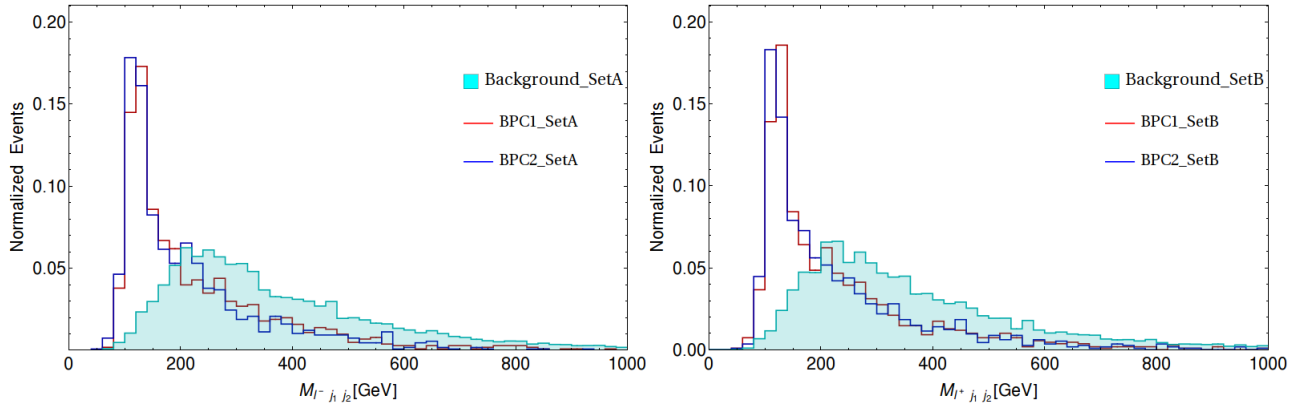


Figure 17: *Normalized distributions of invariant mass of lepton-jets configurations ($M_{l-j_1j_2}$) for both SetA [left] and SetB [right] signal events and the total SM background.*

At this stage the background coming from WZ and $t\bar{t}$ is massive compared to other background sources and signal. Hence to suppress these two, we divide our event data set for both signal and background in two mutually exclusive sets.

SetA : This corresponds to events which have two positively charged leptons and one negatively charged lepton.

SetB : This set consists of events with one positively charged lepton and two negatively charged leptons.

- To reduce background sources which do (may) not have any \cancel{E}_T , such as ZZ and VVV in contrast to our signal which has both neutrinos and dark matter as source for missing

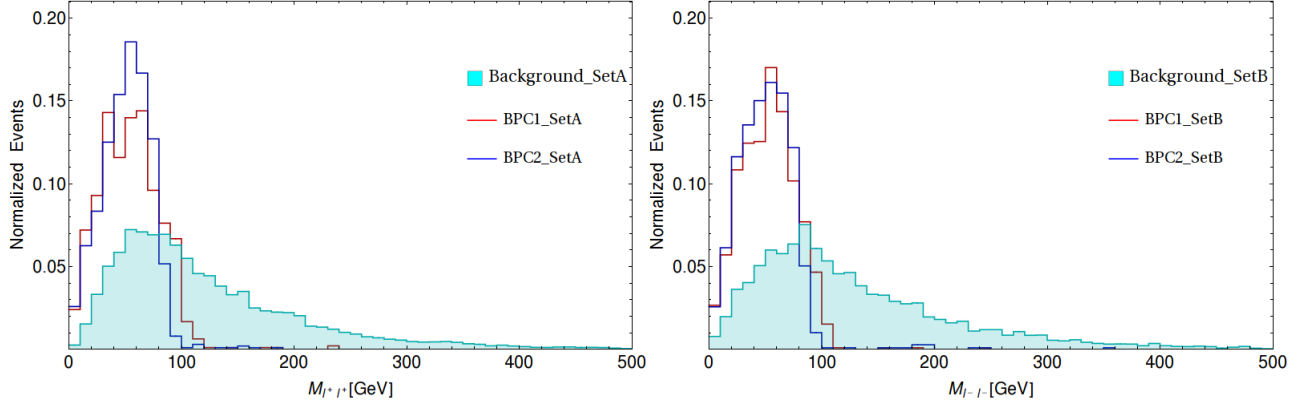


Figure 18: Normalized distributions of invariant mass of same sign leptons ($M_{l_i^+ l_j^+}$) for both SetA [left] and SetB [right] signal events and the total SM background.

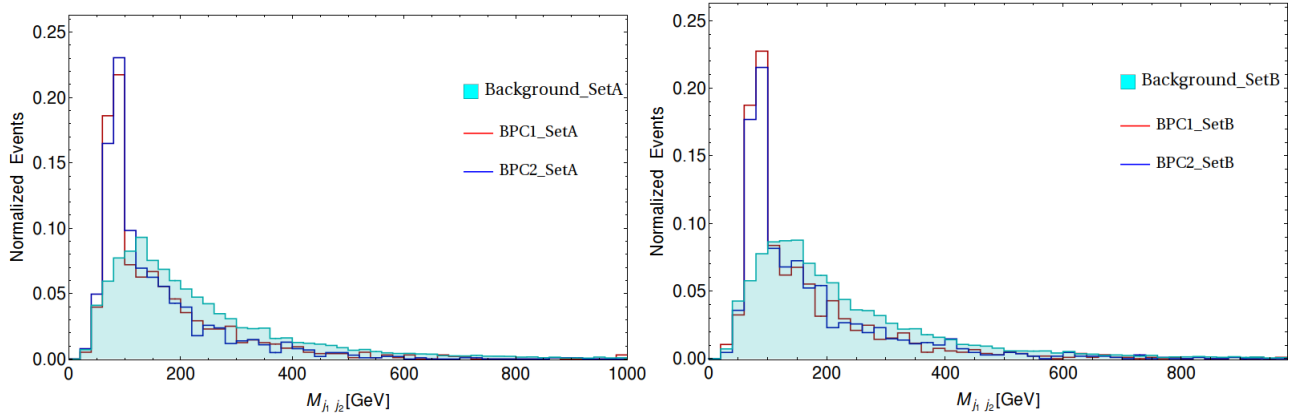


Figure 19: Normalized distributions of invariant mass of jet pairs ($M_{j_1 j_2}$) for both SetA [left] and SetB [right] signal events and the total SM background.

transverse energy, we use a selection cut of $E_T > 30$ GeV. We also use as before, a rejection cut on the invariant mass of opposite sign same flavor lepton pairs near the Z mass pole to further suppress the background events.

- In our signal two same sign leptons come from same parent doubly charged Higgs via the W bosons while the other doubly charged Higgs gives the opposite sign lepton and two jets in its decay chain. Hence a strong correlation in invariant mass shows up for decay products of these two doubly charged Higgs. So we can put a rejection cut on SetA, with $M(l^+ l^+)$, $M(l^- j_1 j_2) \gtrsim (m_{H^{\pm\pm}} - 2m_{DM})$ and similarly cuts with leptons of opposite polarity on SetB. This cut is very effective in reducing the background coming from $t\bar{t}$ and WZ .

Cuts (GeV)	$E_T < 30$	$75 < M_{e^+e^-} < 100$	$80 < M_{\mu^+\mu^-} < 100$	$M_{l^\pm j_1 j_2} > 130$	SetA: $M_{l_i^+ l_j^+} > 100$ SetB: $M_{l_i^- l_j^-} > 90$	SetA: $65 < M_{j_1 j_2} < 90$ SetB: $60 < M_{j_1 j_2} < 90$
BPC1	28.5	26.3	23.0	7.5	7.0	5.5
BPC2	31.9	29.6	25.7	9.2	9.1	6.5
Background	40395	26293	3974	56.7	24.1	1.7

Table 8: *Rejection (selection for final cut) cut-flow chart of $3l + 2j + E_T$ signal analysis for BPC1 and BPC2 benchmark points at 1000 fb^{-1} luminosity.*

- At this stage we still have significant amount of background events left, mostly from the WZ +jets subprocess, because of it's huge cross-section compared to the signal and other background subprocesses. Since our signal gets two primary jets from the decay of an onshell W while the jets coming in WZ are most likely radiative jets as W and Z both decay to leptons, we use a selection cut on the dijet invariant mass around the W mass pole which helps reduce the WZ background.

With the above mentioned cuts, shown in Table8, and using Eqn.25 for the signal significance we show our results for the two benchmark points in Table9.

Benchmark	Signal	Background	Significance
BPC1	5.5	1.7	3.13
BPC2	6.5	1.7	3.59

Table 9: *Significance of BPC1 and BPC2 for $3l + 2j + E_T$ signal at integrated luminosity of 1000 fb^{-1}*

We therefore conclude that with high enough integrated luminosity we can discover a doubly charged Higgs of mass around 300 GeV in the multi-lepton final state with at least $N_l = 3$ leptons. As the lepton multiplicity decreases we find that the large SM background is more difficult to suppress and give enough sensitivity to observe a doubly charged Higgs decaying to the dark fermions. In addition, a similar analysis of $4l$ and $3l$ final states for the third benchmark point (BPC3) shown in Table5, which represents a compressed mass spectrum for the lighter states in the dark fermion sector, yields a very low ($< 1\sigma$) signal significance for a 300 GeV doubly charged scalar. The 3-body decay of the ψ^\pm leads to softer final states which make it more difficult to distinguish from the SM background leading to lower signal sensitivity.

6 Signal comparison at ILC

It is quite clear from the analysis shown in the previous section that signals for a doubly charged Higgs become difficult to observe at LHC if they do not decay directly to charged leptons. As is

the case for the $H^{\pm\pm}$ of Type-II seesaw model where the doubly charged scalar has very limited sensitivity if it decays dominantly to a pair of W bosons and where the current limits from LHC give a mass bound as low as between 230-350 GeV [57], the modified decay modes in our model lead to a much weaker sensitivity at current integrated luminosities. Even with the full high luminosity LHC (HL-LHC), we find that a discovery of such a doubly charged scalar would still be limited to sub-400 GeV masses. It would therefore seem that while the LHC energies would probe a much higher energy scale of models such as LRSM and restrict very heavy W_R and Z_R , it would lack in efficiency for these doubly charged exotics. It would be interesting to find out the sensitivity for such particles at the proposed ILC which may be restricted by its energy reach but would prove beneficial for such particles in general which become more elusive at LHC as they develop newer decay channels in their fold. We choose to highlight just a simple comparison with one of the signals studied at the LHC here and leave a more dedicated ILC study for later work. We however present a slight variation in the spectrum to include a compressed scenario, which has very clear challenges in LHC searches.

6.1 $3l + 2j + \cancel{E}$ signal analysis for BPC3 at ILC

The benchmark point BPC3 is chosen as it represent a scenario where the mass gap between χ_1^\pm and dark matter (χ_1) is less than the mass of W such that the decay $\chi_1^\pm \rightarrow W^\pm \chi_1$ is energetically forbidden. Here χ_1^\pm has a three-body decay to $l_i^\pm \nu_j \chi_1$ or $2j \chi_1$. In this case the leptons and jets will be soft and one can no longer put a strong requirement on the p_T of jets as required to avoid large hadronic debris that can affect any analysis at LHC. This makes an analysis for such a compressed spectrum leading to soft final states at LHC very challenging. Since ILC has a much cleaner environment the jets can be triggered upon with much lower energies and we can put weaker jet tagging conditions ($P_T(j) > 10$ GeV), better suited for benchmarks such as BPC3.

For analyzing this signal at ILC we consider the dominant background coming from WWZ which gives us $3l + 2j + \cancel{E}$ final state where one W decays hadronically while the other W and Z decay leptonically producing three leptons and missing energy. As before, our signal comes from $H_L^{++} H_L^{--}$ pair production via photon or Z mediator (the heavy Z_R contribution is negligible). Each $H_L^{\pm\pm}$ then decays to two χ_1^\pm followed by one χ_1^\pm decaying to χ_1 and 2 j and rest of the dark charged fermion decaying leptonically via the W boson. For the analysis we choose only those events as signals which have exactly three charged leptons (i.e., e and μ) and exactly two jets. The basic acceptance cuts for all isolated objects (i.e., $\Delta R_{ab} > 0.2$) are chosen similar to that for LHC.

We list the selection cuts for the signal and background events in Table10 along with the events surviving each cut. Here the first cut is on invariant mass of opposite sign same flavor lepton at Z mass pole which suppresses the background significantly because WWZ has one Z always decaying leptonically. The next cut is on the invariant mass of SS leptons which is a prominent characteristic

Cuts (GeV)	$85 < M_{e^+e^-} < 95$	$85 < M_{\mu^+\mu^-} < 95$	$M_{l_i^\pm l_j^\pm} > 80$	$M_{l_3 j_1 j_2} > 110$	significance
BPC3	4.4	4.2	4.2	4.1	4.82
Background	143.7	31.3	3.8	0.1	

Table 10: *Rejection cut-flow chart of $3l + 2j + \cancel{E}$ signal analysis for BPC3 benchmark points at ILC with $\sqrt{s} = 1$ TeV with 1000 fb^{-1} integrated luminosity.*

of the signal (as discussed earlier) since these lepton pairs come from the decay chain of the same doubly charged Higgs. The final cut is on the invariant mass of visible decay product of one doubly charged Higgs where one χ_1^\pm decays hadronically while the other decays to give a charged lepton.

We find that for a mass of H^{++} similar to BPC1 and a compressed spectrum in the dark sector which gives a 3-body decay for the charged dark fermion, HL-LHC gives a signal sensitivity of less than 1σ for BPC3 while the same final state is able to achieve a much higher sensitivity at ILC with $\sqrt{s} = 1$ TeV for a much smaller luminosity, and gives a $\gtrsim 4.5\sigma$ signal with an integrated luminosity of 1000 fb^{-1} . In fact, the cleaner environment at ILC would open up the same benchmark for a hadronic rich final state with much larger effective cross section. As a multi-particle final state with hadrons improves the size of signal events and one can effectively control the background easily since all processes will be through electroweak interactions, ILC will give a much higher significance in the final states with smaller lepton multiplicity. The same-sign lepton pairs however provide a symbolism of the produced doubly charged scalar and therefore to establish its presence, the channel with $2\ell^\pm 2j \cancel{E}$ would be a more appropriate channel for the study at ILC.

7 Conclusions

In this work we have used the well motivated left-right symmetry model and invoke a dark matter candidate in the model by including a pair of vector-like lepton doublets which preserve the left-right symmetry but are odd under a discrete \mathcal{Z}_2 symmetry. This extended model therefore has its own dark sector which speaks with the SM matter fields via gauge and Yukawa interactions. The dark fermions of the model are neutral and some also carry electric charge, where the lightest neutral state which is an admixture of the neutral components of the two VL doublets after symmetry breaking, acts as the DM candidate. The model gives the DM several characteristics to choose from depending upon its composition and the type of gauge interactions it prefers. This opens up an interesting DM phenomenology where the different composition of the DM will lead to different regions of parameter space that satisfy the observed DM experimental data in the form of relic density, direct-detection experiments and indirect detection experiments. We explore the available parameter space of the model in all different scenarios where the DM is dominantly $SU(2)_L$ like,

$SU(2)_R$ like or an admixture of all chiralities of the VL doublet pair in the LRSM model. We show the region of parameter space of the mixed DM scenario which is consistent with relic density observations and also satisfy direct detection constraints as well as indirect detection constraints.

The dark sector also contains charged states which on one hand can play a major role in DM phenomenology by contributing to the number density through co-annihilations with the DM when the mass splitting is very low between them, while they could be directly produced at experiments through gauge interactions. Their phenomenology would be very similar to a pair produced VLL that decays to a W boson and a DM. We are however more interested in the signal for the more unique doubly charged Higgs present in the model in the presence of a dark fermion sector which couples to it directly. As in the case of the lepton doublets having a Majorana interaction with the triplet scalars of the model leading to a seesaw mechanism for neutrinos, the dark fermion sector would also have a similar seesaw mechanism. Thus in a significant region of parameter space consistent with DM observations, the doubly charged scalar can decay to the pair of charged dark fermions. We consider this interesting possibility in our work and perform a detailed collider analysis of its signal at the LHC in multi-lepton final state. We find that the bounds on the doubly charged scalar become weaker compared to the more standard leptonic and bosonic decay modes and LHC sensitivity for a doubly charged Higgs in such case would be sub-400 GeV even with an integrated luminosity of 3000 fb^{-1} . We then show how this reach can be improved at the proposed ILC with a center of mass energy of 1 TeV by comparing a similar final state which gives less than 1σ sensitivity at LHC but an improved $\simeq 4.8\sigma$ sensitivity at ILC.

Acknowledgments

The authors would like to acknowledge the support from DAE, India for the Regional Centre for Accelerator based Particle Physics (RECAPP), Harish Chandra Research Institute.

References

- [1] CMS collaboration, S. Chatrchyan et al., *Observation of a new boson at a mass of 125 GeV with the CMS experiment at the LHC*, *Phys. Lett.* **B716** (2012) 30–61, [1207.7235].
- [2] ATLAS collaboration, G. Aad et al., *Observation of a new particle in the search for the Standard Model Higgs boson with the ATLAS detector at the LHC*, *Phys. Lett.* **B716** (2012) 1–29, [1207.7214].
- [3] R. N. Mohapatra and J. C. Pati, *"natural" left-right symmetry*, *Phys. Rev. D* **11** (May, 1975) 2558–2561.

- [4] G. Senjanovic and R. N. Mohapatra, *Exact left-right symmetry and spontaneous violation of parity*, *Phys. Rev. D* **12** (Sep, 1975) 1502–1505.
- [5] R. N. Mohapatra and G. Senjanović, *Neutrino masses and mixings in gauge models with spontaneous parity violation*, *Phys. Rev. D* **23** (Jan, 1981) 165–180.
- [6] N. G. Deshpande, J. F. Gunion, B. Kayser and F. Olness, *Left-right-symmetric electroweak models with triplet higgs field*, *Phys. Rev. D* **44** (Aug, 1991) 837–858.
- [7] C. S. Aulakh, A. Melfo and G. Senjanović, *Minimal supersymmetric left-right model*, *Physical Review D* **57** (Apr, 1998) 4174–4178.
- [8] Y. Zhang, H. An, X. Ji and R. N. Mohapatra, *General CP Violation in Minimal Left-Right Symmetric Model and Constraints on the Right-Handed Scale*, *Nucl. Phys. B* **802** (2008) 247–279, [0712.4218].
- [9] WMAP collaboration, D. N. Spergel et al., *Wilkinson Microwave Anisotropy Probe (WMAP) three year results: implications for cosmology*, *Astrophys. J. Suppl.* **170** (2007) 377, [astro-ph/0603449].
- [10] L. Roszkowski, E. M. Sessolo and S. Trojanowski, *WIMP dark matter candidates and searches—current status and future prospects*, *Rept. Prog. Phys.* **81** (2018) 066201, [1707.06277].
- [11] V. C. Rubin and W. K. Ford, Jr., *Rotation of the Andromeda Nebula from a Spectroscopic Survey of Emission Regions*, *Astrophys. J.* **159** (1970) 379–403.
- [12] W. Hu and S. Dodelson, *Cosmic microwave background anisotropies*, *Ann. Rev. Astron. Astrophys.* **40** (2002) 171–216, [astro-ph/0110414].
- [13] G. Bertone, D. Hooper and J. Silk, *Particle dark matter: Evidence, candidates and constraints*, *Phys. Rept.* **405** (2005) 279–390, [hep-ph/0404175].
- [14] WMAP collaboration, G. Hinshaw et al., *Nine-Year Wilkinson Microwave Anisotropy Probe (WMAP) Observations: Cosmological Parameter Results*, *Astrophys. J. Suppl.* **208** (2013) 19, [1212.5226].
- [15] PLANCK collaboration, N. Aghanim et al., *Planck 2018 results. VI. Cosmological parameters*, *Astron. Astrophys.* **641** (2020) A6, [1807.06209].
- [16] E. W. Kolb and M. S. Turner, *The Early Universe*, *Front. Phys.* **69** (1990) 1–547.

- [17] G. Jungman, M. Kamionkowski and K. Griest, *Supersymmetric dark matter*, *Physics Reports* **267** (Mar, 1996) 195–373.
- [18] G. Bertone, D. Hooper and J. Silk, *Particle dark matter: evidence, candidates and constraints*, *Physics Reports* **405** (Jan, 2005) 279–390.
- [19] Y. Hochberg, E. Kuflik, T. Volansky and J. G. Wacker, *Mechanism for thermal relic dark matter of strongly interacting massive particles*, *Phys. Rev. Lett.* **113** (Oct, 2014) 171301.
- [20] L. J. Hall, K. Jedamzik, J. March-Russell and S. M. West, *Freeze-in production of fimp dark matter*, *Journal of High Energy Physics* **2010** (Mar, 2010) .
- [21] XENON collaboration, E. Aprile et al., *Dark Matter Search Results from a One Ton-Year Exposure of XENON1T*, *Phys. Rev. Lett.* **121** (2018) 111302, [1805.12562].
- [22] Y. Meng, Z. Wang, Y. Tao, A. Abdurkirim, Z. Bo, W. Chen et al., *Dark matter search results from the pandax-4t commissioning run*, *Physical Review Letters* **127** (Dec, 2021) .
- [23] M. Ackermann, A. Albert, B. Anderson, W. Atwood, L. Baldini, G. Barbiellini et al., *Searching for dark matter annihilation from milky way dwarf spheroidal galaxies with six years of fermi large area telescope data*, *Physical Review Letters* **115** (Nov, 2015) .
- [24] *Limits to dark matter annihilation cross-section from a combined analysis of magic and fermi-lat observations of dwarf satellite galaxies*, *Journal of Cosmology and Astroparticle Physics* **2016** (Feb, 2016) 039–039.
- [25] D. Abercrombie et al., *Dark Matter benchmark models for early LHC Run-2 Searches: Report of the ATLAS/CMS Dark Matter Forum*, *Phys. Dark Univ.* **27** (2020) 100371, [1507.00966].
- [26] M. Frank, B. Fuks, K. Huitu, S. K. Rai and H. Waltari, *Resonant slepton production and right sneutrino dark matter in left-right supersymmetry*, *Journal of High Energy Physics* **2017** (May, 2017) .
- [27] A. Chatterjee, M. Frank, B. Fuks, K. Huitu, S. Mondal, S. K. Rai et al., *Multileptonic signals of co-annihilating left-right supersymmetric dark matter*, *Physical Review D* **99** (Feb, 2019) .
- [28] W.-l. Guo, L.-m. Wang, Y.-l. Wu and C. Zhuang, *Dark matter constraints on the left-right symmetric model with z_2 symmetry*, *Physical Review D* **78** (Aug, 2008) .
- [29] W.-L. Guo, Y.-L. Wu and Y.-F. Zhou, *Searching for dark matter signals in the left-right symmetric gauge model with h_1 symmetry*, *Physical Review D* **82** (Nov, 2010) .

- [30] J. Heeck and S. Patra, *Minimal left-right symmetric dark matter*, *Physical Review Letters* **115** (Sep, 2015) .
- [31] P.-H. Gu, *Left-right symmetric model for neutrino masses, baryon asymmetry, and dark matter*, *Physical Review D* **81** (May, 2010) .
- [32] E. Ma, *Dark-matter fermion from left-right symmetry*, *Physical Review D* **85** (May, 2012) .
- [33] M. Nemevšek, G. Senjanović and Y. Zhang, *Warm dark matter in low scale left-right theory*, *Journal of Cosmology and Astroparticle Physics* **2012** (Jul, 2012) 006–006.
- [34] S. Bahrami, M. Frank, D. K. Ghosh, N. Ghosh and I. Saha, *Dark matter and collider studies in the left-right symmetric model with vectorlike leptons*, *Physical Review D* **95** (May, 2017) .
- [35] D. K. Ghosh, N. Ghosh, I. Saha and A. Shaw, *Revisiting the high-scale validity of the type II seesaw model with novel LHC signature*, *Phys. Rev. D* **97** (2018) 115022, [1711.06062].
- [36] S. Ashanujjaman and K. Ghosh, *Revisiting Type-II see-saw: Present Limits and Future Prospects at LHC*, 2108.10952.
- [37] P. Agrawal, M. Mitra, S. Niyogi, S. Shil and M. Spannowsky, *Probing the Type-II Seesaw Mechanism through the Production of Higgs Bosons at a Lepton Collider*, *Phys. Rev. D* **98** (2018) 015024, [1803.00677].
- [38] B. Barman, S. Bhattacharya, P. Ghosh, S. Kadam and N. Sahu, *Fermion Dark Matter with Scalar Triplet at Direct and Collider Searches*, *Phys. Rev. D* **100** (2019) 015027, [1902.01217].
- [39] C. Bonilla, M. E. Krauss, T. Opferkuch and W. Porod, *Perspectives for detecting lepton flavour violation in left-right symmetric models*, *Journal of High Energy Physics* **2017** (Mar, 2017) .
- [40] J. Chakraborty, J. Gluza, T. Jelinski and T. Srivastava, *Theoretical constraints on masses of heavy particles in Left-Right Symmetric Models*, *Phys. Lett. B* **759** (2016) 361–368, [1604.06987].
- [41] P. S. B. Dev, R. N. Mohapatra and Y. Zhang, *Probing the Higgs Sector of the Minimal Left-Right Symmetric Model at Future Hadron Colliders*, *JHEP* **05** (2016) 174, [1602.05947].
- [42] G. Chauhan, P. S. B. Dev, R. N. Mohapatra and Y. Zhang, *Perturbativity constraints on $U(1)_{B-L}$ and left-right models and implications for heavy gauge boson searches*, *JHEP* **01** (2019) 208, [1811.08789].

- [43] P. S. Bhupal Dev, R. N. Mohapatra, W. Rodejohann and X.-J. Xu, *Vacuum structure of the left-right symmetric model*, *JHEP* **02** (2019) 154, [1811.06869].
- [44] G. Chauhan, *Vacuum Stability and Symmetry Breaking in Left-Right Symmetric Model*, *JHEP* **12** (2019) 137, [1907.07153].
- [45] PARTICLE DATA GROUP collaboration, P. A. Zyla et al., *Review of Particle Physics*, *PTEP* **2020** (2020) 083C01.
- [46] W. Porod and F. Staub, *Spheno 3.1: extensions including flavour, cp-phases and models beyond the mssm*, *Computer Physics Communications* **183** (Nov, 2012) 2458–2469.
- [47] M. Aaboud, G. Aad, B. Abbott, O. Abdinov, B. Abeloos, D. Abhayasinghe et al., *Search for invisible higgs boson decays in vector boson fusion at $s=13\text{TeV}$ with the atlas detector*, *Physics Letters B* **793** (Jun, 2019) 499–519.
- [48] *Searches for supersymmetric particles in $e + e^-$ collisions up to 208 gev and interpretation of the results within the mssm*, *The European Physical Journal C* **31** (Dec, 2003) 421–479.
- [49] A. Maiezza, M. Nemevsek, F. Nesti and G. Senjanovic, *Left-Right Symmetry at LHC*, *Phys. Rev. D* **82** (2010) 055022, [1005.5160].
- [50] ATLAS collaboration, M. Aaboud et al., *Search for a right-handed gauge boson decaying into a high-momentum heavy neutrino and a charged lepton in pp collisions with the ATLAS detector at $\sqrt{s} = 13 \text{ TeV}$* , *Phys. Lett. B* **798** (2019) 134942, [1904.12679].
- [51] K. Griest and D. Seckel, *Three exceptions in the calculation of relic abundances*, *Phys. Rev. D* **43** (May, 1991) 3191–3203.
- [52] J. Edsjö and P. Gondolo, *Neutralino relic density including coannihilations*, *Physical Review D* **56** (Aug, 1997) 1879–1894.
- [53] F. Staub, *Sarah 4: A tool for (not only susy) model builders*, *Computer Physics Communications* **185** (Jun, 2014) 1773–1790.
- [54] G. Bélanger, F. Boudjema, A. Goudelis, A. Pukhov and B. Zaldivar, *micrOMEGAs5.0 : Freeze-in*, *Comput. Phys. Commun.* **231** (2018) 173–186, [1801.03509].
- [55] ATLAS collaboration, M. Aaboud et al., *Search for doubly charged Higgs boson production in multi-lepton final states with the ATLAS detector using proton–proton collisions at $\sqrt{s} = 13 \text{ TeV}$* , *Eur. Phys. J. C* **78** (2018) 199, [1710.09748].

- [56] CMS collaboration, *A search for doubly-charged Higgs boson production in three and four lepton final states at $\sqrt{s} = 13$ TeV*, .
- [57] ATLAS collaboration, G. Aad et al., *Search for doubly and singly charged Higgs bosons decaying into vector bosons in multi-lepton final states with the ATLAS detector using proton-proton collisions at $\sqrt{s} = 13$ TeV*, *JHEP* **06** (2021) 146, [2101.11961].
- [58] F. Staub, *SARAH 4 : A tool for (not only SUSY) model builders*, *Comput. Phys. Commun.* **185** (2014) 1773–1790, [1309.7223].
- [59] C. Degrande, C. Duhr, B. Fuks, D. Grellscheid, O. Mattelaer and T. Reiter, *UFO - The Universal FeynRules Output*, *Comput. Phys. Commun.* **183** (2012) 1201–1214, [1108.2040].
- [60] W. Porod, *SPheno, a program for calculating supersymmetric spectra, SUSY particle decays and SUSY particle production at $e^+ e^-$ colliders*, *Comput. Phys. Commun.* **153** (2003) 275–315, [hep-ph/0301101].
- [61] W. Porod and F. Staub, *SPheno 3.1: Extensions including flavour, CP-phases and models beyond the MSSM*, *Comput. Phys. Commun.* **183** (2012) 2458–2469, [1104.1573].
- [62] J. Alwall, M. Herquet, F. Maltoni, O. Mattelaer and T. Stelzer, *MadGraph 5 : Going Beyond*, *JHEP* **06** (2011) 128, [1106.0522].
- [63] J. Alwall, R. Frederix, S. Frixione, V. Hirschi, F. Maltoni, O. Mattelaer et al., *The automated computation of tree-level and next-to-leading order differential cross sections, and their matching to parton shower simulations*, *JHEP* **07** (2014) 079, [1405.0301].
- [64] T. Sjöstrand, S. Ask, J. R. Christiansen, R. Corke, N. Desai, P. Ilten et al., *An introduction to PYTHIA 8.2*, *Comput. Phys. Commun.* **191** (2015) 159–177, [1410.3012].
- [65] DELPHES 3 collaboration, J. de Favereau, C. Delaere, P. Demin, A. Giammanco, V. Lemaître, A. Mertens et al., *DELPHES 3, A modular framework for fast simulation of a generic collider experiment*, *JHEP* **02** (2014) 057, [1307.6346].
- [66] E. Conte, B. Fuks and G. Serret, *MadAnalysis 5, A User-Friendly Framework for Collider Phenomenology*, *Comput. Phys. Commun.* **184** (2013) 222–256, [1206.1599].
- [67] F. del Aguila and J. A. Aguilar-Saavedra, *Distinguishing seesaw models at LHC with multi-lepton signals*, *Nucl. Phys. B* **813** (2009) 22–90, [0808.2468].
- [68] F. Cascioli, T. Gehrmann, M. Grazzini, S. Kallweit, P. Maierhöfer, A. von Manteuffel et al., *ZZ production at hadron colliders in NNLO QCD*, *Phys. Lett. B* **735** (2014) 311–313, [1405.2219].

- [69] A. Kardos, Z. Trocsanyi and C. Papadopoulos, *Top quark pair production in association with a Z-boson at NLO accuracy*, *Phys. Rev. D* **85** (2012) 054015, [1111.0610].
- [70] H. Wang, R.-Y. Zhang, W.-G. Ma, L. Guo, X.-Z. Li and S.-M. Wang, *NLO QCD + EW corrections to ZZZ production with subsequent leptonic decays at the LHC*, *J. Phys. G* **43** (2016) 115001, [1610.05876].
- [71] M. Grazzini, S. Kallweit, D. Rathlev and M. Wiesemann, *$W^\pm Z$ production at hadron colliders in NNLO QCD*, *Phys. Lett. B* **761** (2016) 179–183, [1604.08576].