

# A Survey on Scalable LoRaWAN for Massive IoT: Recent Advances, Potentials, and Challenges

Mohammed Jouhari\*, Nasir Saeed<sup>†</sup>, Mohamed-Slim Alouini<sup>‡</sup>, and El Mehdi Amhoud\*

\*School of Computer Science, Mohammed VI Polytechnic University, Ben Guerir, Morocco

<sup>†</sup>Department of Electrical and Communication Engineering, United Arab Emirates University, Al Ain, UAE

<sup>‡</sup>Computer, Electrical and Mathematical Sciences and Engineering Division (CEMSE), King Abdullah University of Science and Technology (KAUST), Thuwal 23955-6900, Saudi Arabia

{mohammed.jouhari, elmehdi.amhoud}@um6p.ma, mr.nasir.saeed@ieee.org, slim.alouini@kaust.edu.sa

**Abstract**—Long-range (LoRa) technology is most widely used for enabling low-power wide area networks (WANs) on unlicensed frequency bands. Despite its modest data rates, it provides extensive coverage for low-power devices, making it an ideal communication system for many internet of things (IoT) applications. In general, LoRa is considered as the physical layer, whereas LoRaWAN is the medium access control (MAC) layer of the LoRa stack that adopts a star topology to enable communication between multiple end devices (EDs) and the network gateway. The chirp spread spectrum modulation deals with LoRa signal interference and ensures long-range communication. At the same time, the adaptive data rate mechanism allows EDs to dynamically alter some LoRa features, such as the spreading factor (SF), code rate, and carrier frequency to address the time variance of communication conditions in dense networks. Despite the high LoRa connectivity demand, LoRa signals interference and concurrent transmission collisions are major limitations. Therefore, to enhance LoRaWAN capacity, the LoRa Alliance released many LoRaWAN versions, and the research community has provided numerous solutions to develop scalable LoRaWAN technology. Hence, we thoroughly examine LoRaWAN scalability challenges and state-of-the-art solutions in both the physical and MAC layers. These solutions primarily rely on SF, logical, and frequency channel assignment, whereas others propose new network topologies or implement signal processing schemes to cancel the interference and allow LoRaWAN to connect more EDs efficiently. A summary of the existing solutions in the literature is provided at the end of the paper, describing the advantages and disadvantages of each solution and suggesting possible enhancements as future research directions.

**Index Terms**—Adaptive data rate, long-range wide area network (LoRaWAN), low-power wide area network (LPWAN), massive IoT, narrowband internet of things (NB-IoT), spreading factor, SigFox.

## I. INTRODUCTION

The internet of things (IoT) is a revolutionary technology. It performs intelligent sensing and actuation for various objects by exchanging information with a core network. People can manage or monitor the behavior of devices remotely from systems hundreds of kilometers away using various types of IoT technology. In academics and industry [1], [2], IoT-based systems have proliferated in the last few years, providing multiple new applications such as smart homes, intelligent transportation, smart hospitals, and smart cities [3], [4], [5]. Based on these emerging applications, the number of IoT devices is expected to grow from 7 billion in 2018 to 22

billion in 2025 [6]. Thus, massive IoT has emerged as a new paradigm, a category of IoT networks driven by scale, not communication speed. The number of connected devices in massive IoT can range from hundreds to billions, where the primary goal is to efficiently transmit a small amount of sensing data from a large number of devices. Thus, establishing intelligent, efficient, adaptable, and cost-effective IoT systems in the context of a massive IoT paradigm is becoming a complicated task due to the increasing number of IoT connectivity demands and various application requirements [7]. Therefore, connectivity becomes the core of IoT networks provided by various types of wired and wireless (terrestrial and non-terrestrial) communication technologies.

Among different connectivity solutions, the low-power wide-area network (LPWAN) has been established as the preferred connection option for IoT networks due to its long communication range, low energy consumption, and low cost [10]. The LPWAN protocols can provide connectivity for



Fig. 1: Massive IoT use cases enabled by LPWAN technology

TABLE I: Comparison of the most popular LPWAN technology types [8], [9]

	LoRaWAN	SigFox	NB-IoT	LTE-M
<b>Technology</b>	Proprietary (PHY), Open (MAC)	Proprietary	Open LTE	Open LTE
<b>Spectrum</b>	Unlicensed	Unlicensed	Licensed	Licensed
<b>Frequency band</b>	Sub-GHz ISM	Sub-GHz ISM	Cellular band	Cellular band
<b>Modulation</b>	CSS	D-BPSK	$\frac{\pi}{2}$ -BPSK, $\frac{\pi}{2}$ -QPSK	BPSK, QPSK, 16 QAM, 64 QAM
<b>Duty cycle TX restriction</b>	1%	140 msg/day	Unlimited	Unlimited
<b>Frequency</b>	433, 868, 915MHz	868, 915MHz	700-2100MHz	700-2600MHz
<b>Bandwidth</b>	125, 250, 500 kHz	100, 600 Hz	200 kHz	1.4 MHz
<b>Coverage</b>	1–10 km	10 – 40 km	15 km	11 km
<b>Battery life</b>	10 years	10 years	10 years	10 years
<b>Deployment</b>	Multi-operator, Self-deployment	–	In band, Guard band LTE and GSM Standalone	In band LTE
<b>Standard</b>	LoRaWAN	No	3GPP Release 13	3GPP Release 12
<b>Security</b>	AES-128	AES-128	LTE security	LTE security

many low-power battery-operated devices for delay-tolerant applications with limited throughput per device [11]. Due to these attributes of LPWAN, IoT-based applications, machine-to-machine networks, and wireless sensor networks (WSNs) are projected to use LPWAN. Fig. 1 presents some massive IoT use cases enabled by LPWAN technology. The LPWAN protocol uses binary phase-shift keying (BPSK) and chirp spread spectrum (CSS) as physical (PHY) layer modulation schemes that tolerate interference and propagation noise to permit long-distance transmission [12], [13], [14]. In addition, LPWAN nodes generally use low-quality and low-cost circuit configurations to meet the low-cost requirements [15]. In addition, LPWAN employs adaptive asynchronous random-access protocols on the medium access control (MAC) layer, such as the pure Aloha protocol with an additional acknowledgment mechanism due to its efficiency and simplicity as mentioned in LoRaWAN v1.0 specification [16].

Several LPWAN technologies have their own set of technical features, business models, and deployment strategies [17]. We can classify LPWAN technologies into two categories based on the spectrum. First, narrowband IoT (NB-IoT) and long-term evolution for machines (LTE-M) standardized by the third-generation partnership project (3GPP) operate on the licensed spectrum. These types of technology provide high data rates (DRs) and bandwidth (BW) and ensure quality-of-service (QoS) at the cost of deploying complex protocols associated with high energy consumption and increased costs [18], [19]. Second, SigFox and LoRaWAN standards operate on the unlicensed spectrum and compete to build their networks as quickly as possible. To enhance resistance against interference from other systems, devices in this latter category send a small signal over a larger frequency spectrum, enabling long-range communication with low power consumption. However, this strategy wastes the common spectrum and often encounters

significant self-interference problems, limiting the total network capacity [20].

The above LPWAN technologies, including NB-IoT and LTE-M, which are based on LTE, enhance cell capacity and extend the device range to transmit or receive a small amount of data over a small BW. However, the conventional LTE-based solution is costly regarding the high power consumption of devices, complex protocols used to manage their functionality, and high deployment costs [21]. The IoT systems targeting LTE-M to preserve battery power due to the low power consumption of the LTE-M nodes, increase battery life by up to 10 years. Devices in the LTE-M release operate with 1.08 MHz BW, equivalent to six LTE physical resource blocks. Additionally, LTE-M can coexist with LTE services within the same BW, deploying different features to extend coverage, such as TTI bundling, repetition, and narrowband retuning. By reducing the complexity of IoT end devices (EDs), LTE-M has a low cost compared to second-, third-, and fourth-generation (2G, 3G, 4G) technology [22]. The other LTE-based LPWAN technology is the NB-IoT, a popular technology developed by 3GPP as part of Release 13. Although it is part of the LTE standard, it has a novel air interface, maintaining the essential requirements to reduce devices' costs and limit battery usage. Hence, the NB-IoT lacks several capabilities of LTE, such as handover, channel quality maintenance, carrier aggregation, dual connection, and other features. The NB-IoT operates under in-band, guard-band, and stand-alone modes. The stand-alone mode uses a GSM frequency with a BW of 200 kHz between guard bands of 10 kHz. The new guard-band and LTE resource block are used for the guard-band and in-band operation modes. The NB-IoT primarily aims to improve indoor coverage and enable connectivity between many low-throughput devices, achieving low latency and excellent service quality [23].

TABLE II: Abbreviations and variables in this paper

Abbreviations	Meaning
ABP	Activation By Personalization
ADR	Adaptive Data Rate
AES	Advanced Encryption Standard
AoA	Angle of Arrival
AppSKey	Application Session Key
BLE	Bluetooth Low Energy
BPSK	Binary Phase-Shift Keying
BW	Bandwidth
CDF	Cumulative Distribution Function
CF	Carrier Frequency
CR	Code Rate
CRC	Cyclic Redundancy Check
CSMA	Channel Sensing Multiple Access
CSS	Chirp Spread Spectrum
DR	Data Rate
ED	End Device
FEC	Forward Error Correction
FFT	Fast Fourier Transform
FSK	Frequency Shift Keying
GW	Gateway
ISM	Industrial, Scientific, and Medical
JS	Join Server
LEO	Low Earth Orbit
LoRaWAN	Long Range Wide Area Network
LoS	Line of Sight
LPWAN	Low-Power Wide-Area Network
mLBT	Multiple Listen-Before-Talk
NLoS	Non-line of sight
NOMA	Non-orthogonal Multiple Access
$NF$	Noise Figure
NS	Network Server
NwkSKeys	Network Session Keys
OSI	Open Systems Interconnection
OTAA	Over-The-Air Activation
PSLV	Polar Satellite Launch Vehicle
$R_b$	Bit Rate
$R_c$	Chirp Rate
$R_s$	Symbol Rate
RSSI	Received Signal Strength Indicator
RX	Receiving
S-Aloha	Slotted Aloha
SF	Spreading Factor
SIC	Successive Interference Cancellation
SIR	Signal-to-Interference Ratio
SNR	Signal to Noise Ratio
S-ALOHA	Slotted ALOHA
TDofA	Time Difference of Arrival
TP	Transmission Power
TX	Transmission
UAV	Unmanned aerial vehicle

The second type of LPWAN technology that operates in the unlicensed band includes SigFox and LoRa technology. SigFox uses an industrial, scientific, and medical (ISM) spectrum of a 20 kHz BW with 868 or 915 MHz as the central frequency depending on the geographical area. The ISM band usage implies applying a duty-cycle restriction to LoRa EDs that restrict their uplink TX time. This duty cycle could be 0.1%, 1%, or 10%, depending on the frequency band used for TX

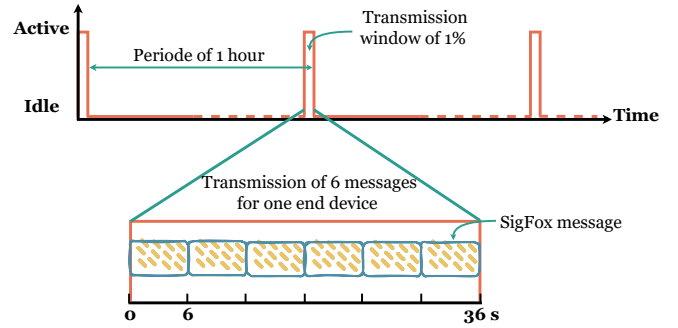


Fig. 2: Effect of the 1% duty cycle on the transmission (TX) time of an end device, considering the estimated TX time of SigFox messages of 6s.

and on the local regulations. The research community in this field recommended a duty cycle of less than 1% for efficient LoRaWANs [24], corresponding to the duty-cycle restrictions imposed by the European community. The restriction imposed for using ISM bands implies limiting the TX time for EDs.

For instance, the 1% duty cycle regulation set by SigFox allows each ED to access the channel for only 36s within an hour. Moreover, knowing that the transmission period of a SigFox message is 6s, this allows each ED to send up to six messages an hour (as illustrated in Fig. 2), for a total of 144 messages per day (24 hours  $\times$  6 messages) [25]. However, due to the four messages reserved for protocol purposes by SigFox, EDs are only allowed to send 140 messages per day [26], [27]. The four reserved daily messages are used for various network management tasks, such as device registration, de-registration, network configuration, and network diagnostics. This 1% duty cycle restriction limits the time EDs can use the channel to transmit messages, ensuring fair use of network resources, preventing network congestion, and ensuring that all devices have an equal opportunity to transmit their data. Nevertheless, the 1% duty cycle regulation can lead to an increased latency because the EDs must wait for the duty cycle window to open before sending data.

Compared to LoRa, SigFox offers an extended TX range of 10 to 40 Km versus 1 to 10 Km for LoRa networks [28], [29], allowing IoT devices to transmit collected data directly to a distant SigFox server. Moreover, SigFox technology is proprietary; therefore, its services are only offered to limited countries where a SigFox operator is established (75 countries worldwide) [30], [31].

Due to its easy and low-cost deployment and remote maintenance requirements, LoRa technology has been identified as the most suitable LPWAN technology to ensure wireless connectivity for massive IoT networks. Moreover, LoRa is known for its worldwide availability due to its use of the specific sub-ISM band for communication, which helps deploy private networks without engaging external operators. Thus, the service provider will install and operate all the network equipment. In this scenario, a relay entity may be in charge of numerous IoT devices deployed around it to sense and collect data from the target area. Nevertheless, sporadic traffic pattern congestion and collision may arise since multiple IoT

devices may simultaneously attempt to access the network and transmit data [32]. This survey discusses the recent advances and challenges of a scalable LoRa network for massive IoT. More details are presented in the subsequent sections. Refer to Table I for a complete comparison between the mentioned LPWAN technologies. Table II lists abbreviations and some variables used in this paper.

### A. Related Surveys

Due to the importance of LoRaWAN for providing connectivity to low-power devices, some specific surveys are available that focus on various aspects. This section covers multiple surveys on LoRaWAN and identifies the niche area of collision avoidance and interference management in LoRaWANs. For instance, the authors of [41] reviewed LoRaWAN architecture by describing the main components, such as EDs, GWs, networks, and application servers. In addition, they [41] presented a classification of the existing LoRaWAN attacks, such as the authentication, availability, and integrity attacks, and discussed some of the recent countermeasures to face the vulnerabilities mentioned above. Besides this, the drawbacks of LoRaWAN v1.1, released in 2017 to overcome these vulnerabilities, are discussed in detail. Most discussed vulnerabilities in this study are surpassed in the new LoRaWAN specifications. Alfonso et al. presented a brief overview of LoRaWAN routing protocols and the challenges of implementing multi-hop communication from a routing viewpoint [47]. However, the impact of multi-hop communication on the PHY layers and energy consumption of LoRa EDs were not covered in this study. The authors of [40] provided a general introduction to LPWAN technologies, especially the most popular type, which is the LoRaWAN, and compared SigFox, NB-IoT, LoRaWAN, and the conventional networks in terms of modulation schemes, frequency, coverage, BW, and energy consumption. In [40], the authors also analyzed the LoRaWAN architecture using the layered open systems interconnection (OSI) reference model where LoRa is identified as the PHY layer and LoRaWAN as the MAC layer protocols. The authors of [45] surveyed the most popular types of LPWAN technologies such as SigFox, DASH7, and LoRa. They summarized the general advantages and limitations of LoRa when used for image TX. Recently, the authors of [44] provided a brief overview of using machine learning with LoRa to enable remote smart-home monitoring.

The authors of [52] detailed the working process of the long-range-frequency hopping spread spectrum (LR-FHSS) as an extension of the LoRa physical layer. A comparison between the most popular types of LPWAN technologies (LoRaWAN, NB-IoT, and DASH7) was provided in [39], discussing how the mobility of devices can be handled by these technologies, generally considering fixed interconnected devices. Besides LoRa, more technologies enabling LPWAN are identified in [39], such as DASH7, SigFox, and Wi-SUN, based on an unlicensed frequency band. Recently, unmanned aerial vehicle (UAV)-based LoRa communication network deployment was reviewed in [51], where a UAV can be deployed in this architecture as an ordinary LoRa node or LoRa GW targeting either communication or localization applications. In

this case, the wireless air-to-ground channel and UAV altitude play an essential role in the tuning process of LoRa PHY parameters for efficient deployment. Moreover, modeling the interaction between flying GWs is a challenging task due to their mobility and resource constraints. Mohammed et al. [42] provided an initiation of the possible challenges that may limit the deployment of LoRaWAN in ultra-dense networks and surveyed the existing software and hardware tools to simulate this scenario. However, none of the proposed solutions to assist the deployment of LoRaWAN in ultra-dense networks were discussed.

The LoRaWAN can self-adapt its configuration to enhance its performance in terms of reliability, radio range, delay, throughput, and power consumption. This adaptation is performed using various DRs allowed by the adaptive data rate (ADR) mechanism according to the following parameters: spreading factor (SF), BW, code rate (CR), and transmission power (TP) [54]. The authors of [50] provided a survey on different ADR enhancements existing in the literature and compared their performance in a mobile node scenario. Further, the authors of [43] surveyed the optimization solutions for ADR. From a network perspective, the authors of [55] distinguished five-factor categories that should be considered to evaluate the capability of LoRa to serve a crowded deployment efficiently: PHY layer characteristics, deployment and hardware features, ED TX settings, LoRa MAC protocols, and application requirements. These parameters, defined as performance determinants were reviewed in [55]. A systematic review of the existing LoRaWAN optimization solutions provided in [49], [56], includes the co-existence of IoT devices and applications, resource allocation mechanisms, MAC layer protocols, network planning, and mobility issues.

The LoRa use case in vehicular communications was evaluated through a comparative study of the experimental and simulation results in [46]. However, this study is performed from a PHY layer perspective making it unrealistic and incomplete. This outcome is due to the LoRa vehicular communication requirement for a sophisticated and customized LoRaWAN protocol to handle LoRa nodes' mobility and enable efficient data collection. The authors of [38] provided a brief overview of the most popular LPWAN technologies such as LoRa and NB-IoT. This work focuses on explaining the useful insight for these types of LPWAN technology for efficient large-scale deployment based on measurements from a single deployment. This focus may limit the discussion this work provides to the specific use case. In [37], the authors reviewed various LoRa applications to propose its integration with edge computing for the IoT [57]. These applications were later obtained from the simulation in the discrete-event network simulator (NS-3) based on three metrics: packet delivery ratio, packet inter-reception time, and received signal strength indicator (RSSI). A survey on LoRa networking problems and solutions to enable its practical deployment were provided in [26].

The review in [48] studied LoRaWAN use cases that require confirmed traffic and discussed the viability of the actual traffic for the infrequent data transfer scenario. A general survey of LoRaWAN technology and the application fields was presented in [31], which distinguished between the PHY

TABLE III: A summary of the most relevant related surveys

Surveys	Technologies	Nb Ref	Year	Short Description
[33]	LoRa, NB-IoT	15	2017	Provide a comparison between LoRa and the NB-IoT in terms of physical features network architecture and MAC protocol.
[15]	SIGFOX, LoRa, INGENU, RPMA, TELENESA, QOWISIO	94	2017	Surveys the design and techniques employed by different LPWAN technologies to offer wide-area coverage to low-power devices
[34]	LoRa	22	2017	Evaluate LoRa modulation while considering the IoT requirement
[35]	LoRa, NB-IoT	18	2017	Survey the current research and provide a comparative study between LoRa and NB-IoT in terms of energy efficiency, reliability, and coverage
[36]	LoRa	40	2018	Evaluate the usefulness of LoRaWAN technology in the field of IoT
[31]	LoRa	132	2018	Provides an overview of published papers in IEEE explore database between 2015 and 2018, related to security, Physical and MAC layer
[37]	LoRa	58	2019	Explore different applications of LoRa and design a solution integrating Edge computing to enhance the performance of IoT-based applications
[38]	LoRa, NB-IoT	15	2019	Provides a brief overview of LPWAN enabling technologies such as NB-IoT and LoRa
[39]	LoRa, DASH7, SigFox, Wi-SUN	68	2019	Addresses the mobility of things and their connectivity in different LPWAN technologies
[40]	LoRa	157	2019	Gives a general introduction to LoRaWAN technology by discussing issues related to architecture and MAC protocols and provides open research opportunities.
[41]	LoRaWAN	205	2020	Provides a survey on LoRaWAN security and privacy vulnerabilities
[42]	LoRa/LoRaWAN	39	2020	Reviews the challenges facing LoRaWAN in ultra-dense network
[43]	LoRa/LoRaWAN	52	2020	Reviews the recent research on Adaptive Data Rate algorithms for LoRaWAN technology
[44]	LoRa	15	2020	An overview of LoRa-Based smart home using artificial Intelligence
[45]	LoRa	27	2020	Aims to highlight the available LoRa-based methods in the literature used to transfer images
[46]	LoRa	39	2020	Analyses the performance of LoRa technology applied for vehicular communication using both experimental and simulation results
[26]	LoRa / LoRaWAN	137	2020	Surveys briefly LoRa-related issues and their recent solutions as energy consumption, communication range, error correction, and multiple access
[47]	LoRaWAN	15	2020	Provides an overview of LoRa-based multi-hop communication networks and summarizes different routing protocols designed to this end
[48]	LoRaWAN	73	2020	Surveys the recent application of LoRaWAN that require confirmed traffic
[49]	LoRaWAN	139	2021	Presents a systematic review of the existing LoRaWAN optimization solution that aims to improve the IoT networking performance
[50]	LoRa/LoRaWAN	31	2021	Provides an extended review and experimental evaluation of the latest ADR for LoRaWAN network
[51]	LoRa / LoRaWAN	89	2021	Reviews the current research focused on UAV-based real-time LoRa communication
[52]	LoRa	15	2021	Provides a reference explanation of Long Range-Frequency Hopping Spread Spectrum (LR-FHSS)
[53]	LoRaWAN	119	2022	Discuss the common features distinguishing different LPWAN technologies and defining their employability regarding the target scenario.
[24]	LoRaWAN	183	2022	Gives a general insight into the energy efficiency in LoRaWAN networks, proposing some research directions in this context.
Our Survey	LoRa/LoRaWAN	274	2022	We provide a survey on scalability challenges and the proposed solutions to assist LoRaWAN deployment in massive IoT networks

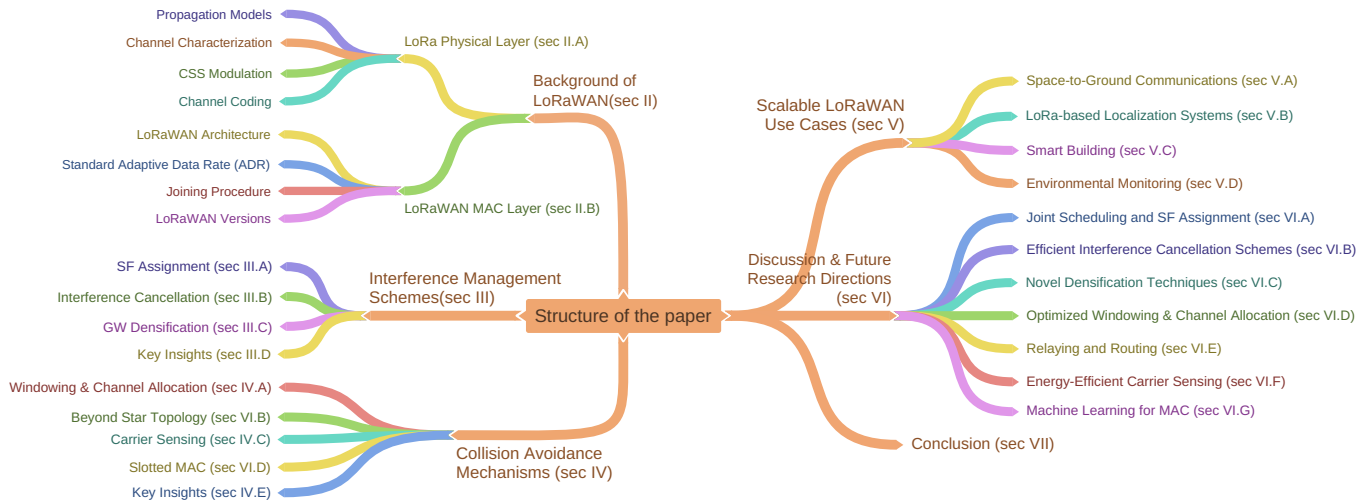


Fig. 3: Structure of the paper

layer performance and network-level performance. Another generalized survey of LoRa technology is presented in [15] (published in 2017), focusing on the performance of various types of technology that enable the LPWAN. The authors of [33], [35] provided a comparative study of LoRa and NB-IoT technologies, finding that based on the unlicensed spectrum, LoRa technology advances the NB-IoT in terms of battery life, capacity, and cost. The comparison would be more realistic if it were performed in the context of a specific LoRa use case to consider its fundamental requirements. In contrast, the licensed NB-IoT advances LoRa in QoS, latency, reliability, and range. Table III compares the above surveys with this work.

We can classify these surveys into four categories. The first class of surveys provides a comparative study of the different LPWAN technologies taking into consideration only the common features and performance metrics, such as the TX range and TP [15], [33], [35], [38], [39], [45]. However, these studies ignore the SF and the ADR in LoRaWAN, which requires further investigation. Moreover, the target LPWAN use-case requirements in terms of the deployment cost, TX range, and power consumption should be considered for an efficient comparative study of LPWAN technologies. Furthermore, the use-case location should be considered for a fair comparison due to its impact on the duty-cycle restriction applied to LoRaWAN communication and maximum TP, frequency plans, and BW. The second category of surveys in [31], [37], [44], [46], [48], [50], [51], [57] focused on the application fields of the LoRaWAN in its minimum capacity considering simple use cases. The third category of surveys in [40], [41], [49], [52], [54] analyzed the LoRaWAN architecture using the layered OSI reference model or by describing the functionalities of each component. The fourth category of surveys in [26], [42], [43], [47], [55] addressed problems facing the efficient deployment of LoRaWAN in terms of networking, security [58], [59], [60], and mobility. However, these studies were based on outdated LoRaWAN specifications. None of these surveys investigated the real challenges of recent studies facing the development of the LoRaWAN concerning its scalability

due to its deployment in massive IoT. Unlike the mentioned surveys, our survey provides a deep study of the scalability issue and the latest solutions proposed in the literature for efficient LoRaWAN deployment in the massive IoT.

### B. Motivation

To the best of our knowledge, recent state-of-the-art surveys published in the literature regarding the LoRaWAN address the challenges and open issues concerning energy efficiency and architecture. An essential part of these existing surveys focuses on comparing multiple types of LPWAN technology in terms of reliability, coverage, and mobility support. However, no current survey discusses the LoRaWAN scalability issues concerning massive IoT deployment despite its importance in numerous IoT applications, which presents a critical knowledge gap in this research area. The high connectivity demand is rising to become the primary problem facing the development of LoRaWANs regarding the number of proposed solutions that recently address LoRaWAN scalability, and the growing number of IoT devices that are expected to reach 22 billion by 2025 [6]. To address this problem, researchers in this field have suggested numerous solutions in the context of the PHY or MAC layer using the existing LoRaWAN features. Besides this, LoRa Alliance has released multiple specifications to address the problem of earlier versions of the LoRaWAN to enhance its functionality. Therefore, this paper presents this knowledge gap and its possible solutions for the LoRaWAN by providing an overview of the scalability issues and proposed solutions to improve the efficiency of LoRaWANs.

### C. Research Approach

We conducted a comprehensive literature review to select, evaluate and analyze all relevant primary studies related to scalable LoRaWAN deployment in the massive IoT. We followed the systematic literature review approach [61] for research paper inclusion in this survey. In the first step, we classified the articles, then we analyzed and differentiated the

selected papers through deep reading and content analysis. Selected papers are classified into the following five main categories:

- 1) Surveys: All relevant review papers focused on LoRa communication system issues providing a comparative study of LPWAN technologies.
- 2) Background: Recent papers discussing LoRaWAN capabilities, describing LoRa features, and analyzing CSS modulation-based LoRa communication.
- 3) PHY layer: Papers addressing the LoRaWAN scalability issue from the PHY layer perspective.
- 4) MAC layer: Papers contributing to LoRaWAN scalability by improving LoRaWAN MAC layer protocols.
- 5) Use cases: Recent papers on LoRa-based massive IoT applications requiring scalable LoRaWAN.

#### D. Contributions

Unlike the mentioned surveys that focus on comparing different types of LPWAN technology or providing a general review of LoRa technology (where security issues and energy efficiency are the main interests), this work reviews the proposed solutions in the literature to address the LoRaWAN scalability issues facing its deployment in the massive IoT. The contributions of this work are summarized as follows:

- First, we review the LoRaWAN system and its features from the perspective of the PHY and MAC layers.
- Next, we discuss the issue of LoRa signal interference when several EDs transmit their signals simultaneously using the same combination of LoRa PHY layer parameters. Moreover, we present different solutions proposed in the literature to overcome this issue and classify them into three categories: SF assignment, interference cancellation, and GW densification.
- Then, we investigate the existing collision avoidance schemes in the literature to address the collided LoRa concurrent TX at the MAC layer level. We also categorized the current solutions such as windowing and channel allocation, beyond the start topology, carrier sensing, and slotted MAC protocols.
- Afterward, we present several use cases and applications of the LoRaWAN that may involve the massive IoT such as space-to-ground communications, LoRa-based localization systems, smart buildings, and environmental monitoring.
- Finally, we discuss the proposed solution drawbacks, remaining open issues, and potential future research directions for LoRaWAN deployment in ultra-dense IoT networks.

#### E. Organization

The rest of the paper is organized as follows: Section II, describes the LoRa PHY layer specifications, including LoRa modulation, SFs, and propagation models. Moreover, Section II presents the LoRaWAN architecture as well as the ED classes and joining procedure. Schemes to manage and overcome LoRa signal interference are discussed in Section III. Section IV outlines the current collision avoidance

mechanisms to allow concurrent LoRa TX in dense deployments. The latest use cases and applications of LoRaWAN are classified and reviewed in Section V. Finally, we conclude the paper in Section VI by discussing the advantage and disadvantages of the proposed solutions to enhance the capacity of LoRaWAN, allow its deployment in dense networks, and identify the remaining open questions in this field. Fig. 3 provides a general overview of the paper structure.

## II. BACKGROUND OF LORAWAN

This section describes the specification of LoRa technology that influences its capacity to serve highly dense networks as massive IoT networks. It presents the first step to understanding the challenges facing the deployment of LoRa in a massive IoT network.

### A. LoRa Physical Layer

The LoRa network relies on two key components, LoRa and LoRaWAN, where LoRa presents the physical layer modulation whereas the LoRaWAN represents the MAC layer protocol. Combining these two components results in a low-power and cost-effective wide-area network. We discuss the PHY and MAC layer issues separately in the following sections.

1) *Propagation Models*: A network planner's ability to effectively predict the LoRa signal behavior in the target environment is a critical part of efficient network deployment. It allows predicting the ED coverage to help determine the number of GWs required for a set of EDs. Propagation models are the most frequent method due to their ability to estimate the received signal strength based on path-loss calculation. Based on the derivation of the resulting path loss, wireless propagation models can be split into three categories: (i) empirical, (ii) deterministic, and (iii) stochastic; more details are provided in [27]. To date, a variety of propagation models for wireless technologies have been presented, with the majority of them coming from three key sources: (i) standards, (ii) vendors/operators, and (iii) academics. The Okumura-Hata model [62] is commonly used as a propagation model in LoRaWAN. The Hata model [62] provided mathematical equations that are correlated to the Okumura model for different parameters. These models aid in the analysis of propagation impact using computer simulations, where path loss is computed based on characteristics such as the frequency range (150 to 1500 MHz), distance range (1 to 20 km), and antenna height.

The COST 231-Hata-model [63] is a variation of the Hata model, extending its frequency range. The path-loss prediction model is based on basic system characteristics, where the frequency varies from 1500 to 2000 MHz, the distance between the EDs and GWs ranges from 1 to 20 km, while the antenna height is 1 to 10 m and 30 to 200 m. COST-231 Walfish-Ikegami model referred to COST-WI [64], is a hybrid of the Walfish and Ikegami models that enhance path loss prediction by taking into consideration more variables to define large and medium-sized urban environments [65], namely the road widths, building heights, building spacing. Other propagation models were evaluated in [66], [67], [68] for the LoRaWAN use cases in urban, indoor, and outdoor environments, which are not in the scope of this paper.

TABLE IV: Corresponding spreading factor for each chip/symbol, SNR limit, and data rate for LoRa communication over a channel of 125 kHz BW

Spreading Factor	Chips/Symbol	SNR limit	Data Rate
7	128	-7.5 db	5469 bps
8	256	-10	3125
9	512	-12.5	1758
10	1024	-15	977
11	2048	-17.5	537
12	4096	-20	293

2) *Channel Characterization*: Establishing the signal-to-noise ratio (SNR) threshold  $SNR_{th}$ , which is based on how to compute the receiver sensitivity ( $S$ ), is a critical component of LoRa wireless communication systems. There are different  $SNR_{th}$  for each SF that is valid in the absence of interference for accurate demodulation of received signals. Table IV lists the dependency of SNR limit on LoRa features, such as the SF, DR, and the number of chips per symbol. The noise-floor power level divided by the receiver sensitivity yields this threshold. For each SF provided by Semtech's report, the SNR threshold changes by 2.5 dB for every increase in SF. The receiver sensitivity of a LoRa transceiver using the Bandwidth  $BW$  is calculated as follows for each SF:

$$S = -174 + 10 \cdot \log_{10}(BW) + NF + SNR_{th}, \quad (1)$$

where  $NF = 6$  is the noise-figure tolerance at a GW and is fixed for a hardware implementation, whereas -174 dBm is the thermal noise density primarily affected by the receiver temperature.

The CSS modulation supports variable data TX rates using quasi-orthogonal SFs. As a result, depending on the deployment field, the system is designed to swap DRs to efficiently enhance its TX range or power consumption to optimize network performance over a constant BW. The symbol and the bit rates are given in the function of the BW at a specific SF. Thus, increasing the BW by a factor of two doubles the TX rate. The relationships between the symbol bit rate  $R_s$ ,  $BW$ ,  $SF$ , and the conventional bit rate  $R_b$  are as follows:

$$R_s = \frac{BW}{2^{SF}} \quad (2)$$

$$R_b = BW * R_s * FEC, \quad (3)$$

where  $FEC$  is the LoRa modem's Forward Error Correction rate, which protects against symbol errors caused by interference. The chirp rate ( $R_c$ ) can be calculated as a function of the symbol rate as follows:

$$R_c = BW * R_s = \frac{BW^2}{2^{SF}} \quad (4)$$

The FEC necessitates the insertion of error correction bits (redundant bits) into the transmitted data. Although the FEC reduces data throughput, it improves receiver sensitivity. Because the rejection gain fluctuates from 16 to 36 dB, signals

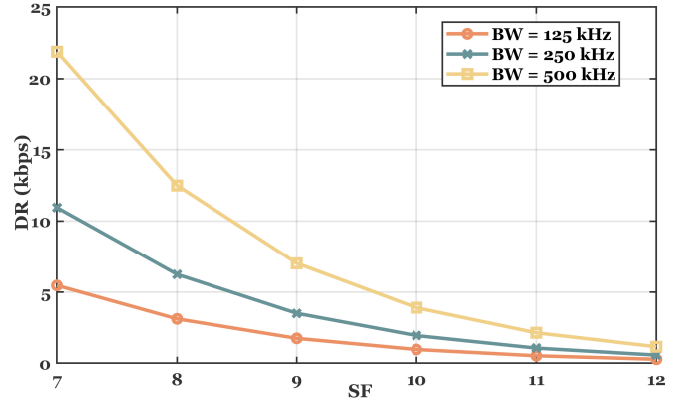


Fig. 4: Data rate versus spreading factor for CR = 4/5




Fig. 5: LoRa frame structure

from various SFs are considered periodically orthogonal. As a result, LoRa may allow up to six simultaneous TXs on a single channel using six different adjustable SFs ranging from 7 to 12. The LoRa signals are protected from interference by adapting the CR, and such a robust system uses greater CR. Similarly to the SF, a greater CR value indicates that a long packet can be transmitted using high energy consumption, and such a CR takes a value from  $\{4/5, 4/6, 4/7, 4/8\}$ . DR parameter in LoRa is calculated using the SF, BW, and CR as follows:

$$DR = SF \times \frac{BW}{2^{SF}} \times CR. \quad (5)$$

Fig. 4 plots the results of DR in the function of the SF and BW provided by Equation 5. The figure reveals that a high BW ensures an increased DR, whereas increasing the SF decreases the DR due to the long TX range of a high SF.

The preamble, optional header, the data payload, and optional cyclic redundancy check (CRC) field are all part of the PHY layer packet structure (Fig. 5). The preamble is needed to synchronize the receiver with the transmitter, and it can have between 10 and 65,536 symbols in total. The first four symbols of the preamble are fixed, while the remaining are programmable, with a minimum of six symbols and a maximum of 65,532 symbols. The payload length, the payload CR, and the header CRC are all included in the optional header. The presence of the header is determined by the header mode (explicit or implicit), and it is deactivated in the implicit mode only when the payload length, CR, and CRC settings are known in advance or fixed. Consequently, the time on air of the packet decreases. In the explicit mode, the payload length in bytes, payload FEC coding rate, and the header CRC are all included in the header. The FEC is always used to secure the header, with the greatest coding rate of 4/8. The payload may contain either MAC layer information related to the LoRaWAN standard or data packets [69].

3) *CSS Modulation*: Semtech released the LoRa PHY layer in 2014 adopting a modulation variant of CSS [70]. The CSS



enables it to reach great distances while resisting interference, fading, and Doppler effects. Frequency shift keying (FSK) modulation may also be employed. Although FSK achieves low-power consumption, it falls short of LoRa CSS's communication range. The CSS modulates the information-carrying signal in the form of a series of chirp pulses and passes it through an FEC mechanism before the TX. A chirp is a temporal profile of the frequency response that shifts from one frequency  $f_0$  to  $f_1$  during time interval  $T$  (Fig. 6a). We can distinguish two types of chirps in LoRa as indicated in [71]. First where the frequency linearly increases from the minimal frequency  $f_{min} = -\frac{BW}{2}$  to the maximal frequency  $f_{max} = \frac{BW}{2}$  is called the base chirp (Fig. 6b). The second type is the down-chirp, whose frequency shifts from  $f_1$  to  $f_2$ , the complex conjugate of the base chirp.

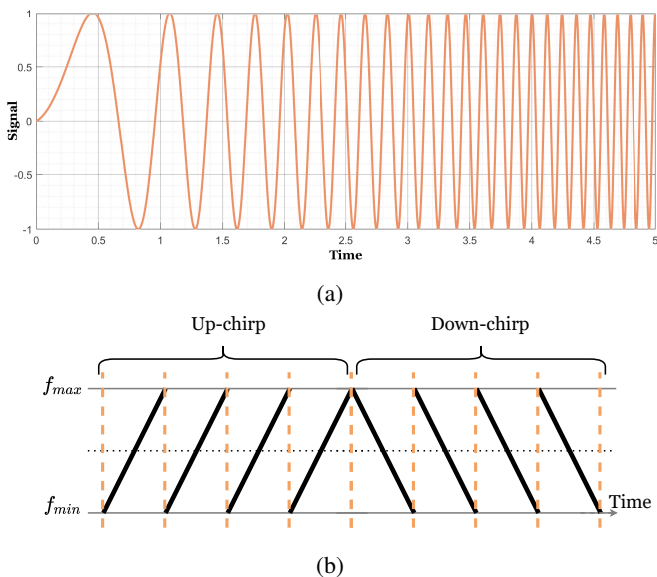


Fig. 6: LoRa chirp signal

In CSS, a modulator generates multiple chirps for different digital inputs, each with a distinct temporal shift from the base chirp. In addition, CSS uses a sequential series of rising and falling chirp pulses to transmit data, such as chirp is a symbol, and the symbol time is the length of time between chirps. Unlike the direct sequence spread spectrum, CSS spreads frequencies using chirp pulses rather than pseudo-random code sequences. The number of bits encoded for a symbol is the SF (ranging from 7 to 12). For instance, if the SF is 7, it is feasible to send 7 bits and 256 distinct patterns over one symbol; if SF is 8, it is possible to send 8 bits and 512 different patterns. The initial frequency of the chirp indicates the values taken by the symbol. The SF can be calculated based on the number of chirps  $N$  as follows:

$$SF = \log_2(N) = \log_2\left(\frac{R_c}{R_s}\right), \quad (6)$$

where  $N = \{128, 256, 512, 1024, 2048, 4096\}$ , and  $R_c$ , and  $R_s$  are the chirp and symbol rate, respectively.

Besides modulation, LoRa communication performance may be adjusted by modifying other PHY layer configuration parameters such as the TP, carrier frequency (CF), SF, BW,

TABLE V: An overview of LoRa's transmission parameters and their impact on the link performance and energy consumption

Parameters	Values	Impacts
TP	-4 to 20 dBm	High transmission power implies a lower SNR, which will increase the energy consumption of the transmitter
CF	137 to 1020 MHz	Transmissions that overlap in time, but not in carrier frequency, do not interfere with each other and can be decoded simultaneously
SF	$2^6$ to $2^{12} \frac{\text{chips}}{\text{symbol}}$	A high SF increases the SNR, leading to an increased radio sensitivity and range, at the cost of longer packet air-time, resulting in higher energy consumption
BW	125 to 500 kHz	A high BW implies a high data rate for packet transmission, leading to reduced radio sensitivity and communication range
CR	4/5 to 4/8	As CR increases, transmission becomes more resilient to interference bursts, resulting in longer packets and more energy consumption

and CR. The BW can take different values from 125, 250, and 500 kHz, a higher value indicates that the packet may be sent with a high DR but for a shorter distance due to the low receiver sensitivity. A higher SF implies a lower SNR required to achieve reliable communication. Consequently, as the distance between the transmitter and receiver increases, the BW must be lowered and the SF increased to transmit longer packets at the cost of higher energy consumption (see Table V). A typical LoRaWAN consists of LoRa EDs communicating data via uplink TX to multiple GWs that notify EDs using LoRa-based downlink messages after forwarding received data to the LoRaWAN server. The LoRa transceivers are equipped with four blocks to encode/decode LoRa signals exchanged with LoRaWAN GWs. These components are discussed in the following section.

4) *Channel Coding*: As illustrated in the LoRa PHY layer block diagram, the LoRa transceiver encodes and decodes data bits in four steps. An encoder first encodes the binary source input bits. The LoRa uses Hamming codes for FEC, which are linear block codes that are easy to implement. The chosen CR value determines the encoder output. Encoding lowers packet error rates when short bursts of interference occur. As mentioned, the LoRa standard uses a CR of 4/5, 4/6, 4/7, and 4/8 such that for a code rate  $k/n$  the number of useful information bits equals  $k$ , whereas  $n$  is the output generated by the encoder and  $(n - k)$  is the number of redundant bits. The second phase minimizes the correlation of the redundant bit added by the Hamming encoder by deploying a whitening block. The whitening block introduces a known sequence that depends on the CR for the payload only [28], enhancing the system resistance against frequency selective fading [72]. The third phase applies an interleaver of  $(k \times r)$  that transposes and

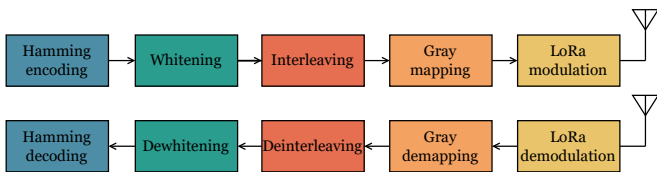


Fig. 7: LoRa channel coding diagram

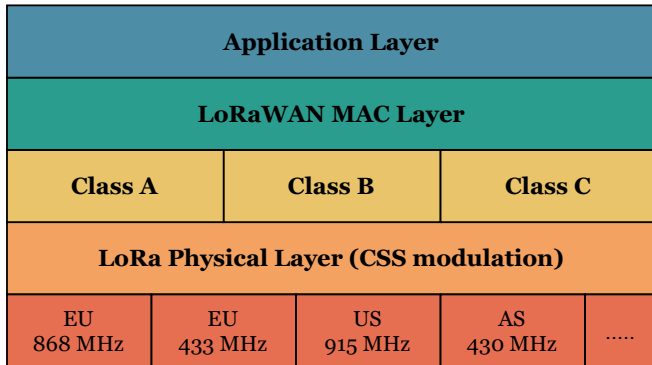


Fig. 8: LoRa technology overview

shifts digits of symbols to map the encoded data into LoRa symbols. This process consists of transposing each  $k$  codeword and shifting its digits by  $r \pmod{SF}$  to the left. In the fourth phase, the errors of adjacent bits are reduced by applying gray coding to the interleaved symbols [73].

### B. LoRaWAN MAC Layer

The LoRaWAN (MAC) protocol is an open-sourced protocol built on the top of LoRa [16] PHY layer and was standardized by LoRa Alliance Fig. 8. This protocol aims to manage the MAC mechanism to allow communication between numerous devices and the network GWs. Devices in LoRaWANs access the wireless channel randomly in the pure Aloha mode, as stated in the LoRaWAN standard, and must comply with a precise duty cycle. If the hidden node problem is considered, and the listen-before-talk phase is skipped for energy savings, Aloha MAC protocol usage is justified [74].

1) *LoRaWAN Architecture*: The LoRaWAN features in a star-of-star topology [75], comprising three main components: network servers (NSs), GWs, and EDs. Thus, EDs may only connect with LoRaWAN GWs and not with each other directly as peer-to-peer (Fig. 9). A central NS is responsible for connecting all the GWs in the network. Only the LoRaWAN GWs can deliver collected data packets from end nodes to the NS, encapsulating them in UDP/IP packets. The NS can transmit downlink packets and MAC instructions to EDs if necessary. Furthermore, communication ends at application servers that may or may not be hosted by third parties. A specific NS can support many application levels. Fig. 8 depicts the resulting LoRaWAN architecture. Although communication is bidirectional in LoRaWAN, it is strongly suggested to communicate over the uplink. The GW collects data from the nearest EDs within its communication range, thus a collision may occur when receiving multiple messages simultaneously over the same channel.

LoRaWAN defines three classes of EDs [76]:

- Class A devices have fundamental features that every ED must have to join the LoRaWAN. In this class, each uplink TX is followed by two short receiving windows wherein the ED watches for the incoming downlink traffic to enable the bidirectional connection. Thus, the ED initiates downlink communication, pushing each downlink TX to wait for the duration of the uplink TX. The first and second downlink receive windows begin for 1 and 2 s, respectively after the uplink broadcast ends. The network server is in charge of scheduling downlink traffic and performing timing control. Because they sleep most of the time, Class A EDs use the least amount of energy [10].
- Class B EDs provide extra receive windows to augment downlink possibilities at predetermined periods. The GWs send downlink beacons to synchronize Class B EDs and inform the NS when specific EDs listen for downlink communication. Class B devices require more power than Class A devices because they must open more receive windows, although these windows are not used for downlink communication.
- The Class C device has practically continuous open receive windows that close during broadcasting. Thus, Class C has the highest power consumption.

2) *Standard Adaptive Data Rate (ADR)*: The ADR is one of the essential features of LoRaWAN, which aims to reduce the energy consumed by EDs to transmit data while maximizing throughput by adjusting the DR (consequently, the SF as provided in Table IV) and TP. The ADR can manage TX parameters at both the ED and NS sides [77]. The server developer created the NS algorithm, whereas the LoRa Alliance established the ED algorithm. The ED is responsible for deciding whether the ADR should be employed. Once the NS is on, it regulates the device's TX parameters and transmits the specified ADR commands to the ED. In addition, the device should verify whether the NS still regularly receives its uplink frames; if not, it should adjust its SF. In a LoRaWAN, DR adjustment enables easy network scalability by deploying additional GWs. Moreover, the ADR may significantly enhance the network capacity since the SF factor management allows the TX of multiple packets simultaneously using different SF, which are orthogonal [78]. The ADR mechanism can also deploy FSK modulation in some LoRaWAN use cases requiring a high data rate since the CSS-based LoRa modulation offers a DR ranging from 0.3 to 37.5 kbps. In comparison, FSK provides a higher DR of up to 50 kbps. The ADR mechanism was designed for the LoRaWAN to regulate the end node' TX settings to increase the packet delivery ratio. The TP is defined for the uplink (from the ED to the GW) based on the environmental conditions.

The ADR mechanism allows EDs to dynamically manage the DR and TP, relying on the link budget estimated in the uplink communication alongside the SNR threshold necessary for correctly decoding the received data packets at the allowed DR. The NS maintains the ADR for the fixed-end

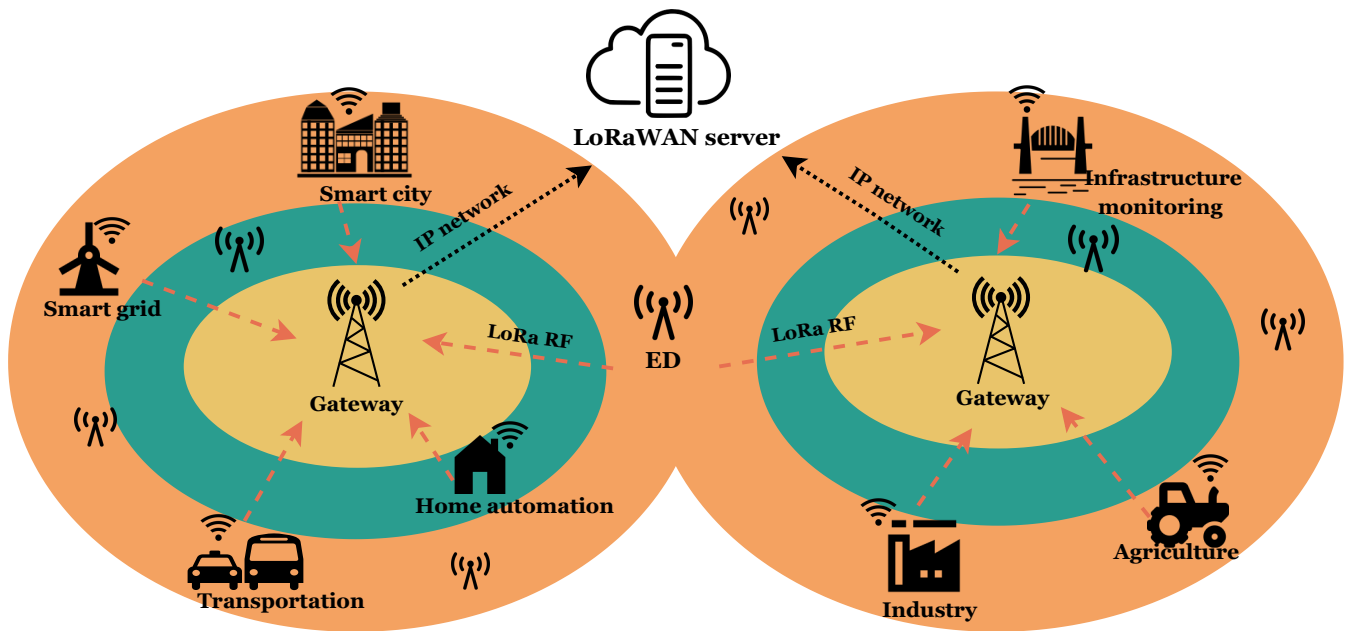


Fig. 9: Legacy LoRaWAN architecture: EDs deployed in the target area in the context of any IoT use cases such as smart grid, smart city, or infrastructure monitoring. Each ED uses its LoRa link to transmit the collected data to the GW, whereas this latter forwards the aggregated data to the server via an IP network link.

nodes based on previously received packets over the uplink communication, also known as "network-managed ADR" or "static ADR". In the case of mobile EDs, the NS ADR does not function properly due to the time variance of channel attenuation resulting from device movement. Thus, the ADR is performed on the side of the ED, called a "blind ADR" [79]. Moreover, ADR LoRaWAN may use adaptive modulation techniques with various communication channels and modem transceivers at GWs to simultaneously receive numerous messages from the channels. Every signal adopts a different SF, orthogonally separated as enabled by the spread spectrum [80]. The ADR performance is significantly reduced under a very crowded network and time-variance channel circumstances [81], [82]. Furthermore, because EDs are mobile, topology changes often, affecting the link quality between EDs and a GW [83].

3) *Joining Procedure*: New EDs must undergo an activation procedure to join and authenticate themselves in the LoRaWAN. To this end, two-session keys are exchanged between the EDs and the NS throughout this activation procedure. The LoRaWAN protocol provides two modes of activation. The first one is over-the-air activation (OTAA), and the second is activation by personalization (ABP) [84]. In OTAA, the joining procedure is performed between the EDs and the NS to participate in the data communication process. This process consists of exchanging messages of join request and join accept. The ED starts the process by sending the join request to the NS, consisting of the devEUI, AppEUI, and DevNonce. The LoRaWAN uses this latter to drop some joining requests where the DevNonce is similar. Thus, the system can identify some reply attacks. When the join server (JS) successfully receives the join request, a join accept message is sent to

the ED, including the newly generated JoinNonce. Using the previous information from request message fields and JoinNonce, the application session key (AppSKey) and network session keys (NwkSKeys) are created by the JS to enable device access to LoRaWAN services [85]. The AppSKey encrypts data transmitted by the EDs, ensuring integrity using the NwkSKey. Those keys are dynamically assigned to the EDs at each join process, improving network security and introducing additional complexity in the join process. However, there is no need for joining in the activation by personalization process since the AppSKey and NwkSKey are fixed and pre-stored on the EDs. The AppSKey and NwkSKey are unchangeable regarding the activation session. This process reduces the join process complexity and the number of exchanged messages to access the network while weakening the security level of the LoRaWAN.

4) *LoRaWAN Versions*: Different versions of LoRaWAN have been released to enhance its performance in terms of security, scalability, and real-time long-range communication regarding the new advancement in resource-constrained IoT devices. The first specification, LoRaWAN v.1.0 (also known as the draft version) was released in January 2015 [16] to describe the legacy LoRaWAN protocol and provide a detailed description of the classes. In addition, LoRa Alliance issued a few minor changes and added more clarification to LoRaWAN v1.0.1 released in February 2016 [86]. The main changes introduced in this version were the additional clarification of the RX window start time definition, the requirement for using a coding rate of 4/5 to guarantee a maximum time-on-air < 400 ms, and the correction of the JoinAccept MIC (The message integrity code) calculation. Further, LoRaWAN v1.0.2 was released in July 2016 [87] and introduced two distinct

keys NwkSKey and AppSKey, which are both derived from a single root key. With this specification, the PHY layer section describing the regional parameters was improved and moved to a separate document (“LoRaWAN Regional Parameters” [88]). Furthermore, LoRaWAN v1.0.2 proposed countermeasures to address replay attacks by encrypting the uplink frame counter (FCntUp) and using it in the downlink confirmation messages (ACKdownlinks).

Moreover, LoRaWAN v1.1 was released in October 2017 [89] that included many drastic changes to face the security vulnerabilities in the previous versions (i.e., v1.0.1 and v1.0.2) resulting from weak authentication, weak key management, and weak encryption. Additionally, the release dealt with security attacks, such as ACK spoofing, eavesdropping, and packet modification [41], [90]. This is through enabling handover roaming alongside the passive roaming already supported in v1.0.x and enhancing the security of the OTAA procedure by introducing the JS logical entity responsible for managing the ED authentication process. In v1.1, multiple downlink frame counters (FCntDown) are used instead of a single one shared over all ports. Furthermore, reset indication commands (ResetInd, and ResetConf) and rekey indication commands (RekeyInd, and RekeyConf) are introduced for the LoRaWAN v1.1 server, respectively, for ABP and OTAA devices.

In July 2018, LoRaWAN v1.0.3 was released to update specifications (i.e., for v1.0.1, v1.0.2, and v1.1) by importing Class B functionalities from v1.1 into v1.0.x branch (introducing unicast/multicast support to Class B devices). The DeviceTimeReq and DeviceTimeAns MAC commands for Class A devices were added and the BeaconTimingReq and BeaconTimingAns commands in v1.0.1 and v1.0.2 were removed. The DeviceTimeReq command allows the EDs to request the current network time from an NS to synchronize its internal clock and speed up the acquisition of beacons sent by Class B devices. The NS sends the current network time as a payload of the BeaconTimingAns command to answer the ED request. Recently, LoRaWAN v1.0.4 was released in October 2020, which is the latest protocol specifications for new LoRaWAN developments. However, v1.0.2 and v1.0.3 EDs still dominate the field due to their hard upgrade as they have different hardware requirements. The current specifications of LoRaWAN 1.0.4 [91] have made it possible to improve the security breaches identified in its previous specifications (LoRaWAN 1.0.2) to secure communications between terminals and the core network operators. The JS introduced during the LoRaWAN 1.1 (2017) specification for roaming management is also present in the LoRaWAN 1.0.4 (2020) specification. The LoRaWAN 1.0.x specifications authorize passive roaming, and the LoRaWAN 1.1 specification authorizes both passive roaming and handover roaming. The JS server allows greater flexibility in Roaming management and guarantees the independence of data encryption keys. Table VI summarizes the evolution of the LoRaWAN specifications, including the year of release and major changes.

### III. INTERFERENCE MANAGEMENT SCHEMES

The increasing number of connected IoT devices working within the ISM band makes the LoRa communication system

TABLE VI: The evolution of LoRaWAN specifications

Version	Year	Main changes	Reference
1.0	2015	Draft version	[16]
1.0.1	2016	Add more clarification, and correct typos	[86]
1.0.2	2016	Improve the physical layer section that describes the regional parameters and move it to a separate document	[87], [88]
1.1	2017	Support both passive and active roaming, introduce the join server (JS) for security	[89]
1.0.3	2018	Import Class B functionalities from v1.1 into the v1.0.x branch, introduce unicast/multicast support to Class B devices.	[92]
1.0.4	2020	Improving class B functionalities, importing JS functionalities from v1.1 for security enhancement	[91]

the main focus of applications, where the high interference level is the major challenge for efficient deployment [93]. In contrast, applications operating in a controlled spectrum incur less interference since a single operator controls and dominates the QoS management task. Thus, future IoT networks designed to work with LoRa should consider the significant impact of different types of LoRa interference and the characteristics of the propagation environment. As such, a framework that estimates reliable network coverage based on real interference measurements was designed in [94] depicting the spectrotemporal behavior records of the shared band traffic acquired by a software-defined radio.

In LoRa-based IoT networks, the ED may transmit its source data several kilometers to the GW. However, when considering TX in a dense environment, multiple sources interfere with the original signal adding noise and drastically reducing the LoRa-based system performance. Various studies have evaluated this technology for long-distance communication and considered different types of interferences. The immunity region where the interference impact does not reach LoRa communication was identified in [95] through the empirical model of distance-interference trade-off. Their experiments showed that 14 dBm interference level resulted in total packet loss. The LoRa performance in terms of error probability was studied in [96], where the accurate error probability of the received LoRa chirp was estimated through an additive white Gaussian noise channel. In contrast, some studies [97], [98], [99], [100] have provided bit error rate (BER) expression for orthogonal and quasi-orthogonal LoRa signals. To identify the interference level that may influence IoT ED deployment in the cities of Aalborg and Denmark, the authors of [101] performed a measurement study using the European ISM band of 863-870 MHz. The outcome of this study identified that signals above 863-870 MHz have 22% to 33% probability of interference.

The authors of [102] discussed the limitations of the LoRa ability regarding providing collision-free communication for

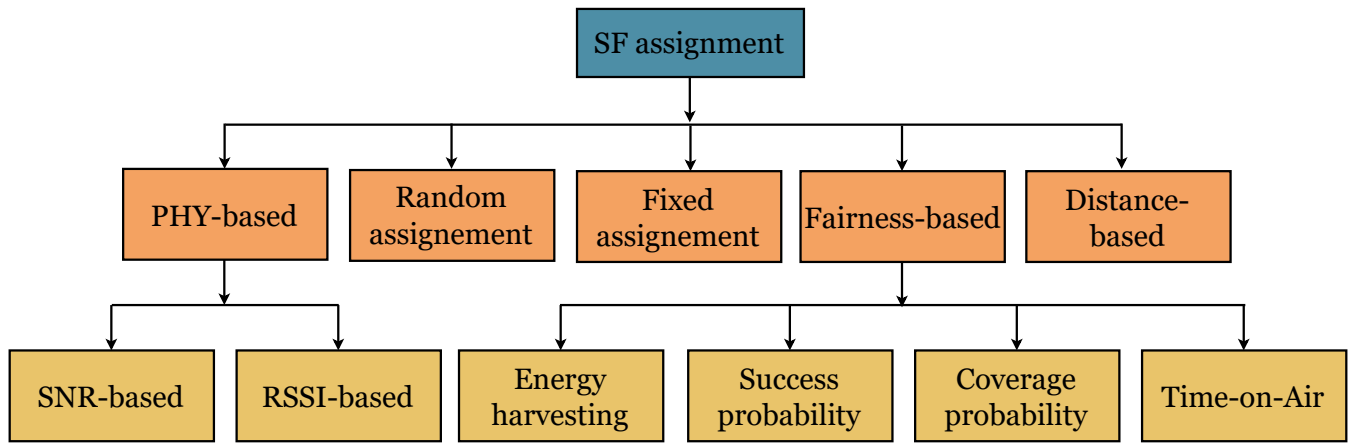


Fig. 10: Classification of different SF assignment schemes.

a great number of devices deployed in a wide area with a low number of GWs. These devices must share the communication medium to transmit their captured data. Therefore, LoRa employs a combination of its features such as SF, BW, CR, and CF. Nevertheless, a limited number of devices can be supported through the standard LoRa modulation, which presents the capacity limits of the LoRa communication system. When surpassing this limit, interference occurs in the system decreasing its performance [103], [28], [104]. In this direction, a detection scheme of the inter-system interference was designed using the density ratio estimation [105]. Generally, interference facing LoRa signals were classified into two categories: co-technology interference, where two LoRa-enabled devices transmit data to the same GW via the same communication channel, and inter-technology ISM interference, which depicts the coexistence of different technology besides LoRa communicating via the shared unlicensed ISM bands [106], [107], [108], [109], [110]. The following section discusses various interference management schemes for the LoRaWAN.

#### A. SF Assignment

The SF assignment allows LoRa to control its transmission sensitivity using an ADR scheme that also manages other PHY layer parameters, such as the TP of the ED and the CR [111]. For example, a high SF corresponds to a few chirps sent per second, which means a few data are encoded per second. Therefore, a high SF allows LoRa-enabled EDs to transmit over long-distance but with high collision probability due to the low DR. For a scalable and fair LoRa network, a relay control scheme was suggested in [112]. Fairness consists of equalizing the success probability at each SF region while the scalability is allowed by multiple relay nodes using a similar SF to overcome interference in dense star topology-based networks, where EDs communicate directly with the GWs to transmit the source data through the LoRa communication channel. The analytical model of the success probability proposed in this work to manage the relay operation considers the different independent factors of the signal-to-interference ratio (SIR) and SNR. Furthermore,

the coverage probability through the overall network and the minimum success probability corresponding to each SF region were maximized to ensure fairness. The RSSI values were used in the relay selection mechanism, which helps decide whether to forward the received packet from the source ED.

LoRa performance enhancement was the target of [113], [114] by designing an efficient SF allocation scheme based on the RSSI values and the SIR. A heuristic SF allocations method was designed in [113] to prove the need to assign larger-than-needed SFs. Sequential waterfilling was used to design a sophisticated SF assignment scheme [114], which is an enhancement of the previous work [113] by the same authors. Fairness was ensured by equalizing the time-on-air of the transmitted packets using different SFs. In addition, SFs across different GWs were balanced considering the channel capture effect. Stochastic geometry was used to design a heuristic SF allocation algorithm [115] where the expression of the packet success probability was derived for co-SF interference scenarios regarding the SNR values.

Similarly, success and coverage probabilities were estimated in [116] while reducing the computation complexity required to obtain these probabilities for any interference type compared to the previous work. The study did not consider the imperfect LoRa feature orthogonality. Fairness concerning the energy harvesting time duration was targeted in [117] by optimizing the SF assignment and TP for all LoRa-enabled EDs. The energy harvesting time and allocated power are optimized for single or multiple uplink TX. For the first case, the bisection method was employed to optimize the allocated power, while suboptimal power allocation was obtained using the concave-convex procedure.

The authors of [121] proposed sharing the same SF by different LoRa users for a limited time duration. Therefore, a game theory approach was employed to manage the assignment of the same SF for different ED for different time durations of the communication process to avoid interference between ED transmitting simultaneously via the same SF. The solution to this game consists of finding the equilibrium point where all users maximize their utility (also called the gain) corresponding to the minimum interference level. This kind

TABLE VII: Summary of SF assignment schemes for scalable LoRaWAN networks

Work	Mobility	Fairness	Evaluation metrics	Assessment methodology	Approach	Main results
[112]	✗	Equalized the success probability at each SF region	SF-dependent SIR	Monte Carlo simulation	Stochastic geometry [118]	Derived SIR distributions through aggregating the co-SF and inter-SF interference power to capture the uplink outage
[113]	✓	Equalized the ToA of transmitted packets through fair SF allocation	data extraction rate, throughput	LoRaSim Simulation	Ordered waterfilling Technique [119]	Outperformed the legacy ADR in terms of bit rate in the case of high traffic loads
[114]	✓	Unfair DER between EDs due to the use of capture effect	Data extraction rate, Network density	LoRaSim Simulation	Sequential waterfilling Technique [119]	Enhancing the legacy ADR in terms of scalability and its robustness against different operating/load conditions
[115]	✓	Not considered	Packet success probability	Monte-Carlo simulations & Prototype experiment	Stochastic-geometry [120]	Improved the network scalability regarding the size of the packet and cell radius, for real-life applications.
[116]	✗	Not considered	Success and coverage probabilities	Monte Carlo simulation	Stochastic geometry	Model with a low level of complexity that achieves high performance under perfect orthogonality without considering SNR.
[117]	✓	Equalized the energy harvesting time duration between EDs	Minimum throughput rate and harvested power	Numerical results in MATLAB	Min-max Optimization	Outperformed the existing SF assignment schemes in terms of minimum data rate.
[121]	✓	Not considered	The waiting time, Throughput	NS-3 simulation	Stackelberg game	Achieved both Nash and Stackelberg equilibrium, validating the obtained results through the NS-3 simulation
[122]	✓	Not considered	Packet loss ratio, packet success ratio	NS-3 simulation	Heuristic model	Proactively monitored EDs mobility through dynamically optimizing the SF assignment to reduce retransmissions and enhance packet success ratio.
[123]	✓	Not considered	ToA, energy consumption	Prototype experiment	Heuristic model	Enhanced the legacy ADR in terms of time-on-air and energy consumption
[124]	✗	Not considered	Frame error rate	Numerical results	Heuristic model	Ensure a low packet error rate over time-varying channels.
[125]	✓	Not considered	Data error rate, ToA	Experimental dataset	-	Optimized the transmission parameters including SF considering LoRa channel characteristics to enhance ToA and packet error rate
[126]	✓	Not considered	Packet error rate	Prototype experiment	Statistical modeling	Three distinct sensitivity zones in the LoRa configuration space were distinguished based on their immunity to interference and multipath propagation
[127]	✓	The average packet probability was maximized	Packet success probability	Monte Carlo simulations	Mathematical optimization	Maximized the packet success probability and the ED connectivity
[128]	-	Not considered	Outage probability	Monte Carlo simulations	Mathematical optimization	Enhanced the energy efficiency and network capacity by reducing interference.
[129]	✗	Not considered	Symbol time, SIR	Prototype experiment	Heuristic model	Ensure a good balance between sensitivity and throughput

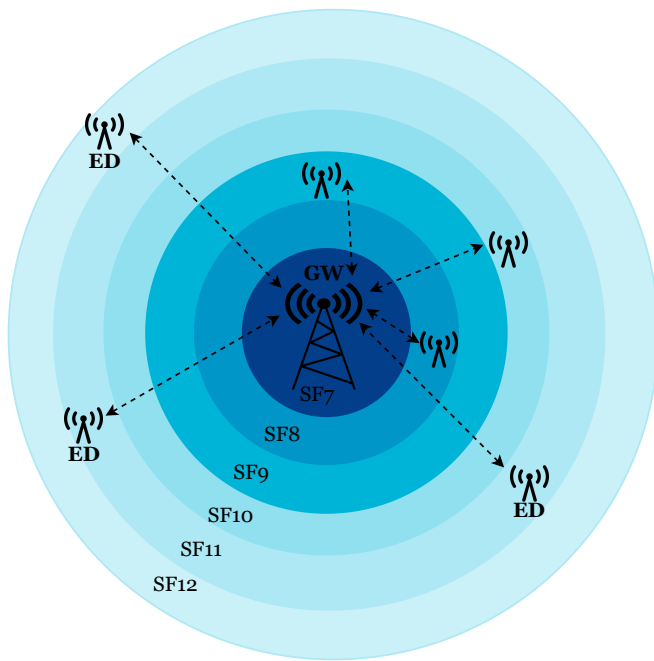


Fig. 11: SF assigned to EDs based on the distance from the GW, the nearest ones use the lowest SF to transmit the data

of game is generally used to model the interaction between different players (LoRa users in this case) to find the best policy that maximizes the overall gain of our system. The mobility of the ED makes the SF assignment a challenging task due to time-variance in uplink TX properties. The authors of [122] suggested a scheme to proactively allocate the SF for each LoRa user, either static or mobile. For mobile nodes, the SFs are re-scheduled based on the received signal strength from the target GW, which reduces the ToA and enhances the packet success ratio by reducing packet loss and retransmission. Only mobile nodes with a specific pattern were considered in the enhanced-ADR [123] to provide a dynamic allocation to minimize the packet loss as well as the TX time for each LoRa transmitter.

The authors of [124] answered the question of whether a high SF is needed for robust LoRa communication over a rapid time-varying channel. They benefit from the exponential correlation of Rayleigh fading on the frame error rate of a LoRa receiver employing the CSS modulation to transmit its frame. They observed that the robustness of LoRa ED deploying high SF and transmitting over rapidly-varying channels decreases when the payload size increases. The measurement in [125] was performed over a public LoRaWAN network deploying multiple GWs to receive data from different LoRa ED deployed in a medium-sized city. The aim was to characterize the communication channel by identifying multipath fading, loss burstiness, frame length, and the FEC required for robust LoRa communication. This method was employed to optimize the performance of the target LoRaWAN network in terms of reliability and time-on-air by adjusting the SF and the number of frame repetitions. Three different sensitivity regions were designed in [126] to characterize the immunity

of the LoRa communication system against interference and multipath fading issues. This categorization was based on the major LoRa features: SF, BW, and CR. The white region depicts the immunity against both interference and multipath fading; the light-gray region means that the system is immune to multipath issues but vulnerable to interference. The LoRa communication system is susceptible to both phenomena in the dark-gray region. For a summary of all discussed solutions in this section please refer to Table VII.

Legacy schemes assign the SF according to the distance of the ED from the GW for dense LoRa-based IoT network deployments (as depicted in Fig. 11), such as the equal-interval-based method [130], equal-area-based scheme [127] and the Random scheme where the SFs are assigned randomly without considering the LoRa ED location. When using the equal-interval-based scheme, the interval  $[d_s, d_{s+1}]$ . The following formula can determine the interval using the equal-area-based scheme  $(d_{s+1} * d_s) = R_c/S$ ,  $d_s = R_c(s-1)/S$ , where  $R_c$  is the region index coverage radius for a single GW and  $S$ . Numerous studies have focused on analyzing LoRa performance under different scenarios including massive IoT connectivity, harsh communication environments, multiple and single GWs deployments [128], [129], [131]. Contrary to the distance-based SF assignment, the authors of [128] analyzed the performance of ADR, which allocates the TP and SF based on the channel state. Working on single-cell LoRaWAN systems restricts this study to LoRaWAN deployment scenarios in small towns or villages [104].

Thus, an analytical LoRaWAN model was described and validated through Monte Carlo simulations. Co-technology interference was covered in the performance evaluation of LoRa receiver [129] regarding the advantage of multi-hop LoRa network for ensuring wide network coverage and enhancing indoor penetration compared to the single-hop LoRa network [132]. This advance is due to the use of relays to advance packets into the destination, extending the network capacity using different SFs to transmit to the GW or forward the received packets. In addition, the SIR required to enable SFs orthogonality was evaluated, and LoRa immunity against interference resulted from transmitted time-synchronized packets by multiple ED using similar SF. Experiments were conducted [131] to evaluate the LoRa packet reception performance. A trade-off between the physical parameter and packet reception performance was identified under a negative SNR. The packet length greatly influenced the LoRa performance; this fact was used to design a TX scheme that manages the reliability, TX delay, and energy consumption.

### B. Interference Cancellation

Based on the features enabled by the LoRa CSS modulation (SF, TP, CR, and BW), a LoRaWAN GW is supposed to decode multiple superposed received LoRa signals transmitted using different SFs. Although some studies have revealed that LoRa signals sent with different SFs are not entirely orthogonal [129], [133], this is true as long as the network density is lower than the LoRaWAN capacity defined by the combination of different PHY layer parameters where

LoRa can ensure reliable connectivity through the network. One of the pioneering works to suggest using interference cancellation is [134], where the aim was to enable efficient communication in the presence of concurrent TX and enhance the MAC layer capabilities. The authors of [134] explained how realistic the interference cancellation (IC) is and its feasibility in practice, although signal processing schemes should be adapted to follow these changes. A mathematical model presented in [135] as an extension of [136] models the LoRaWAN channel access process considering the capture effect. The proposed model enhances the network capacity and provides a reliable LoRa-based TX due to its accurate data TX process description regarding the power difference of signals received simultaneously from multiple LoRa transmitters. This model has usually been used in the literature to evaluate the LoRaWAN network performance under different use cases, including the case where they consider the Okumura-Hata propagation model [137], [138], [139], [140].

The authors of [141] suggested two methods to decode the overlapped LoRa signals. The first works on desynchronized transmitters, and the second requires the transmitters to be slightly synchronized. Their performance evaluation proved that the proposed algorithms enhance the overall throughput, especially the first algorithm, which improves throughput significantly, whereas the second one only decodes the strongest signals. The first algorithm regarding the desynchronized transmitters consists of the following steps to decode the received overlapped frame: the receiver uses preamble detection to detect the reception of two overlapped signals and identifies the symbol frontier of each one. The second step compares the updated previous and new frequencies based on the data decoding. This comparison helps the receiver identify the transmitters and where their symbols start. In the same direction, [153] designed a mLoRa protocol implementing successive interference cancellation (SIC) to decode the received frames successfully. Through experiments performed using the USRP testbed, the proposed scheme showed his capability to decode three concurrent frames received simultaneously. Likewise, [154] presented a new LoRa receiver equipped with a commercialized LoRa chip to deal with colliding LoRa signals.

The capture effect and SIC explored in [142] to build a robust LoRa-based system against collision to support channel sensing unable to solve this issue due to the wide coverage area of the GW. In this context, the SIC uses the sum of received signals to identify simultaneous TX successfully. At the same time, the capture effect allows for successfully demodulating at least one signal in the presence of multiple colliding signals. Both methods improve the overall throughput of LoRa-based systems, although good results were obtained when the power difference of the received signals exceeded a certain threshold. Moreover, the LoRa-based system capacity limit was studied by analyzing the results of the packet reception rate as a function of the network size. A commercialized LoRa chip was employed to process collision, making the proposed solution [143] more realistic and suitable for implementation in an already existing network to enhance spectral efficiency. The enhanced LoRa-Like receivers estimate the

time shift between them from two received signals to enable processing unsynchronized collided signals using fast Fourier transform (FFT) representations. The simulation results and the mathematical expressions provided in this work showed that the frame preamble could be used to identify the value of desynchronization between the two received LoRa signals.

In the same direction, multiple studies have focused on enhancing LoRa-like receiver [144], [145], [146] to successfully decode LoRa signals received simultaneously and using similar SFs. In [144] the legacy LoRa network capacity increased by 20 to support more EDs through designing a complete receiver, including an interference cancellation scheme, channel estimation, and packet detection models. Implementation issues arise as a major drawback of the proposed LoRa receiver. Another uplink scheme was designed in [145] using the SIC, and the particular structure of the received superposed LoRa-like signals. The proposed schemes were implemented in the GWs due to their unlimited energy consumption. Thus, the energy consumption of EDs was reduced, and their spectral efficiency was enhanced due to the low number of re-transmitted packets. In contrast, [146] designed a new multiuser detector to improve the downlink in LoRa-like networks. This is due to the downlink's capability to limit the number of acknowledgments sent after successfully receiving packets, which directly influences the reliability of the LoRa-based network. The designed scheme was inspired by the non-orthogonal multiple access (NOMA) [155] that reduces the impact of LoRa network sequential TX, the duty cycle, and the half-duplex mode. Using the NOMA technique to build the proposed scheme overcomes the interference cancellation issue, namely, the residual error reduces its complexity. Furthermore, NOMA was employed in [147] to enhance the downlink for CSS communication combined with a SIC algorithm in the presence of concurrent CSS signals received simultaneously. The desynchronization time was managed to assign different powers to the transmitted packets.

LoRa receiver with syNchronization and cancellation (LoRaSyNc) was designed in [148] to enhance LoRa network capacity limit by extending the traditional demodulation procedures by synchronizing superposed signals and adding a clock tracking scheme to the frame reception procedure. The authors of [149] addressed the stability of LoRaWAN by designing a SIC LoRa receiver. This two-user detector uses the bit-interleaved coded modulation to detect and cancel the strongest interfering signal, considering a soft-demodulator and soft-decoder to attain acceptable error rates regarding the low SNR regime of LoRa communication. The online concurrent TX scheme for LoRa GW [150] consists of three steps: identifying the frame preamble, detecting the start-of-frame-delimiter, and packet decoding using only the legacy LoRa's (de)modulation. FTrack presented in [151], [156] adopted a technique to distinguish between colliding LoRa signals using their preamble and chirp characteristics. The model built in [152] resolves collided packets jointly by considering the SIC and a stochastic geometry model of LoRaWAN. Table VIII summarizes the interference cancellation schemes proposed to alleviate LoRa signals interference using different approaches.



TABLE VIII: Summary of interference cancellation schemes against LoRa scalability issues

Work	Successive interference cancellation	Frame preamble	Propagation loss	Capture effect	Fourier transform	Realistic implementation	Scenario
[134]	✓		✓			✓	Downlink
[135]			✓	✓			Downlink
[141]	✓						Down / Uplink
[142]	✓			✓			Uplink
[143]		✓			✓	✓	Downlink
[144]	✓	✓			✓		Uplink
[145]		✓	✓		✓		Downlink
[146]	✓	✓			✓		Uplink
[147]	✓	✓			✓		Downlink
[148]	✓	✓	✓	✓	✓	✓	Downlink
[149]	✓		✓		✓	✓	Uplink
[150]		✓			✓	✓	Uplink
[151]		✓			✓	✓	Downlink
[152]	✓		✓				Downlink

### C. GW Densification

GW densification arises as an effective method to face the increased IoT ED density in the target area due to the growing interest in IoT devices, especially in the downtown city's popular and crowded urban environment. Thus, LoRaWAN networks have resorted to dense GW deployment, which should be performed while avoiding the considerable interference between the massive IoT ED and densely deployed GWs. New densification strategies should be designed since the existing ones suggested for cellular networks are unsuitable for the LoRaWAN use case. This is regarding the advanced coordination within and between cells to manage the radio resources, which is not the case for LoRaWAN [15].

A GW densification approach was suggested in [157] by analyzing multi-cell LoRa networks to scale them. To this end, multiple GWs were deployed for free co-SF interference in dense networks. The proposed model considers the interaction between GWs and some specific properties of the LoRa technology. The coverage and scalability of the deployed LoRa GWs were analyzed mathematically, such as using the homogeneous Poisson point processes to distribute GWs and EDs uniformly and randomly in the target area. The network performance was evaluated based on the coverage probability derived from the stochastic geometry tools [158] to unveil the positive impact of GW densification on the network coverage as well as its scalability.

The coverage probability of edge EDs using one node distributed randomly through the network was deeply studied in [168] under different fading models. A closed-form expression coverage probability was calculated when considering the Rayleigh fading channel, while only an approximation was computed for the Nakagami-m fading channel. This study

concluded by suggesting the intelligent reflecting surface and an alternative to the legacy relay strategy for LoRa networks [169]. The coverage of LoRa links under the presence of multiple GWs was studied in [160], considering the interference from the LoRa network itself, called co-SF interference. The coverage probability of EDs under these interferences was expressed based on the stochastic geometry considering the interference from underlying technologies (such as cellular communications) as impulsive noise [170] and was modeled as an  $\alpha$ -stable distribution. The study concluded that the existence of underlying technology in the neighborhood of the LoRa network drastically reduces its coverage probability, and this impact increases when considering space GWs deployment. An ADR mechanism was suggested in [161] to manage the benefit of deploying multiple GWs and using FEC to enhance the reliability of the LoRaWAN network concerning its load. Thus, FEC is defined as the frame erasure rate, which is the physical loss between an ED and a single GW without considering the frame repetition, showing a significant influence on defining the optimal operating point of LoRaWAN networks. The proposed scheme consists of adjusting the TX parameters of the ED communicating through a channel modeled using experimental measurement over a public LoRaWAN network in the presence of multiple GWs and FEC. The data loss ratio between the EDs and the application server depicted by the data error rate was derived from the proposed channel model to evaluate the performance of the enhanced ADR scheme.

Network densification was suggested in [162] to support firmware updates in dense LoRaWAN networks. Knowing that the firmware update is necessary for EDs to accomplish their tasks efficiently allows upgrading the ED firmware, enhancing their functionalities, and adding more security features.

TABLE IX: Summary of GWs densification proposals suggested to cope with the increasing IoT network density

Proposal	Scenario	Traffic type	GWs distribution	Analysis type	Performance Metrics	Description
[157]	Industrial IoT	Uplink	PPP	Mathematical analysis	Coverage, Success probabilities	Model the interaction between multiple GWs as well as some interesting Semtech specifications to enhance the network coverage and support scalable LoRa network
[159]	massive-IoT	Uplink	Optimized	Monte Carlo simulations	Coverage probability	Optimized the GW position to increase the network coverage and enhance network performance while considering all types of interference in LoRa networks.
[160]	Urban	Uplink	PPP	Theoretical, numerical analysis	Coverage, success probabilities; SIR	Analysed the impact of neighboring networks on the performance of LoRa networks through modeling the interfering networks using $\alpha$ -stable distributions, and considering the coverage probability of different GW densities.
[161]	Dense network	Uplink, downlink	UMED distribution	Mathematical analysis	Time on air, Data error rate	Developed LoRa communication channel model from a real-life experiment to estimate DER in a network of multiple GWs, and ensure a high level of reliability over the traditional ADR.
[162]	Smart city	Uplink, downlink	Optimized	FUOTAsim simulator	Update, Energy efficiency	Improved the time and energy efficiency of firmware updates in dense LoRaWANs
[163]	Smart city	Uplink, Downlink	Optimized	Numerical results	Throughput, GWs density, Energy efficiency	GWs planning scheme was proposed in order to increase the energy efficiency and throughput of hybrid LoRaWAN networks
[164]	Industrial IoT	Uplink	Uniform	Numerical results	Confirmed Packet Success Rate	Achieved a packet success rate of over 90% with limited communication delays in multi GWs deployment through considering both confirmed and unconfirmed traffic using different EDs classes
[165]	Dense network	Uplink	PPP	Monte Carlo simulations	Transmission success probability	A spatiotemporal model of multi-GW deployment was developed considering imperfect SF orthogonality to increase transmission success probability
[166]	IoT network	Uplink	Deterministic	Numerical results	Coverage probability	Analyzed LoRaWAN scalability in multi-GWs deployment in the presence of co-SF interference using stochastic geometry
[167]	Massive IoT	Uplink, downlink	Deterministic	NS-3 simulation	Packet delivery ratio	NS-3 simulations have demonstrated that increasing the GW density cannot eliminate all issues related to scalability since duty cycle restrictions remain applied for GWs, restricting downstream traffic.

Although the firmware update expanded the network lifetime and improved its performance, it's considered a challenging task due to the huge number of EDs in remote areas requiring periodic software updates. A new solution was designed in [171] for this purpose: firmware update over the air (FUOTA), which allows performing firmware updates remotely via a wireless medium. Planning and finding the minimum number of GWs and their optimal location to increase the number of EDs covered by the network will be essential for LoRa deployment in massive IoT. Due to the impact of GWs on defining LoRa performance, the authors of [163] designed a GW planning scheme for hybrid LoRa networks. Moreover, the GW coverage determines the SNR values, DR of EDs under control, and overall throughput. In hybrid LoRa networks [172], GWs work on opposite frequencies in the downlink and uplink to cover the EDs working with the same and different frequencies. A hybrid LoRa network suggested overcoming the self-interference appearing in the deployment of full-duplex

commercial GWs [173].

Multi-GWs deployment was considered in [164] to evaluate the performance of the LoRaWAN in the industrial IoT (IIoT), where different classes of EDs were used to ensure a low-cost and efficient industrial process. The analyses were performed using realistic measurements based on [174] covering both confirmed and unconfirmed traffic and a non-standard channel plan. Through this study, LoRaWAN showed its power to perform 90% of packet success rate for IIoT sensing applications. The authors of [165] modeled multi-GWs LoRa networks using the Matern cluster process to evaluate its uplink TX based on a stochastic-geometry framework. The Laplace transformation of the intra- and inter-cluster interference was analyzed regarding the multi-cell topology imperfect orthogonality between different SFs. Similarly, authors in [166] discussed the LoRaWAN scalability by using the stochastic geometry framework to analyze the impact of deployment of multiple LoRa GWs on increasing the number of covered ED.

The NS-3 simulation in [167] revealed that increasing the GW density can not eliminate all the scalability issues since the duty-cycle restriction remains applied for GW which restricts its downstream traffic. Please refer to Table IX for a summary of all GWs densification solutions above.

#### D. Key Insights.

One of the first solutions proposed to deal with LoRa co-technology interference arising due to high connectivity demands is to enhance SF assignment schemes. The standard LoRa ADR functionality deployed to manage DR by tuning LoRa physical parameters has reached its maximum capacity. Therefore, new approaches have been proposed to take over the distance-based scheme [130], [127] that assigns the SF to LoRa EDs based on their distance from the GW. This method suffers in low-dense networks with a non-uniform distribution of EDs where a high SF is allocated to enable long-range communication, draining the energy of EDs. Fairness has been considered in [112], [113], [117] in terms of success probability, time-on-air, and energy harvesting, respectively, to address this deficiency. However, these fair schemes can not ensure a reliable LoRaWAN with an efficient data communication system because the time-variant event occurrence rate, data arrival rate, or mobility of EDs were not considered. Complex schemes were proposed to manage the SF assignment over a multi-cell LoRaWAN [128], [129], [131]. Cellular networks should inspire solutions in this context, and game theory can be used to model the interaction between GWs.

Interference cancellation has demonstrated its ability to deal with the non-orthogonality of SFs and mitigate co/inter-SF interference [129], [133] but it requires adaptable signal processing schemes [134]. The capture effect where only the strongest signals are decoded was used to assist the SIC that allows recovering packets with weak signals [135], [136], [142]. Moreover, the preamble and chirp are some characteristics added to the original signals for synchronization [148] and to distinguish between similar received signals [151], [152]. The LoRa signals presentations were suggested [143] to enhance the efficiency of LoRa-like signal detection by estimating the time shift of the signals and canceling the strongest interfering signals. The LoRa-like receivers capable of decoding multiple LoRa-like signals received simultaneously have been suggested to enhance the LoRaWAN capacity [154], [144], [145], [146]. Although the promising results obtained by adding more features to LoRa transceivers increase the number of simultaneous LoRa-like signals that can be successfully decoded, this increase results in complex and high-cost EDs, which are not tolerated in LPWAN technology.

Instead of being restricted to the star topology where only one GW is deployed to relay collected data from LoRa ED to the NS, a multi-cell-based LoRaWAN was suggested to enhance the scalability of the network and allow efficient dense LoRaWAN deployments [15], [157]. This is also known as GWs densification, which has been studied considering the LoRa communication channel models [168], [169] while designing realistic coverage probability derived from stochastic geometry tools [158]. An efficient GW densification should be

meticulously designed to avoid introducing new interference types resulting from miss-coordination between the different GWs or other technologies [160], [162].

## IV. COLLISION AVOIDANCE MECHANISMS

This section discusses various solutions in the literature to avoid collision between concurrent TX. The aim is to enhance the LoRaWAN capacity to cover more EDs and fit the massive IoT requirements in terms of connectivity demands. Thus, some studies have leveraged LoRa features to design various logical and frequency channel allocation schemes. In contrast, have others focused on scheduling LoRa TX. In addition, numerous works were inspired by the traditional slotted MAC and carrier-sensing medium access methods to design new features suitable for LoRaWAN specifications. The proposed solutions in this section were inspired by conventional computer networks with some adaptations to meet the LoRaWAN requirements in terms of energy consumption, duty-cycle restriction, and a low DR. The solutions consider the feature offered by LoRa communication to manage the DR (using the standard ADR mechanism). The following sections discuss each of these schemes separately.

### A. Windowing & Channel Allocation

The severe data collision occurring during the data collection process from LoRa EDs can be alleviated using multiple communication channels. Thus, devices with different traffic loads may be assigned to different channels to tackle the propagation time-variance issue. An allocation scheme of the channel and back-off window size was designed in [175] considering homogeneous and heterogeneous LoRa networks. The objective is to enhance the overall throughput regarding the end-to-end latency for the two scenarios above. In the homogeneous LoRa network, a single channel is considered with the same traffic load, which means an identical arrival DR, whereas, in the heterogeneous one, multiple channels are considered with various traffic loads. The formula to derive the LoRa network capacity corresponding to the optimal packet TX probability was defined and validated through experiments and simulations. The scheme showed high capability for assisting massive IoT networks by ensuring a high throughput and low end-to-end latency compared to the legacy LoRa network and existing enhancement.

LoRa offers users six SFs to transmit data, which means a bounded number of virtual channels are available for a specific time duration. This limited number of virtual channels restricts the number of simultaneous uplink TX to the GWs and defines the network capacity such that a maximal number of devices can transmit correctly. Packet collisions frequently occur when exceeding the network capacity, resulting in a drastic decrease in network performance. The game theory was proposed [176] to model the trade-off between the network capacity and virtual channel allocation. The aim was to restrict the use of each SF for a limited time duration while minimizing the waiting time for EDs. The LoRa user requirement was considered in [177], and such multiple channels were scheduled to avoid collision while satisfying the constraints of duty-cycle co-SF

interference and the user requirements. The authors assumed perfect SF orthogonality to achieve efficient joint channels and SF allocation that extend the communication range and significantly reduce packet collision.

The LPWAN adopts asynchronous random-access protocols, such as the pure Aloha protocol in the MAC layer. These protocols are known for their high packet collision probability, where multiple nodes may send their collected data simultaneously via a similar frequency channel. Carrier sensing and centralized resource management were suggested to deal with the packet collision issue. Although the large coverage area of LoRa networks makes carrier sensing infeasible, the high energy consumption of centralized schemes makes this solution unsuitable for LoRa networks. The authors of [178] suggested using machine learning to automatically manage the TX timing and avoid unnecessary, redundant packet TX. The proposed scheme based on Q-learning does not require additional signals to effectively manage the TX probability and timing to avoid packet collision. In the first step, nodes detected a new event using Q-learning to determine its TX timing. Multiple nodes may perform this step when simultaneously detecting the same event. Packet collision is avoided in this step by allowing TX time shifts of the same event. The additional step defines the event packet TX as a probabilistic process to enable the correlation of the same event TX, which reduces the uplink load and helps avoid packet collision.

Besides packet collision, window mismatching is a severe issue facing LoRa concurrent TX resulting in high ACK retransmission by GWs to acknowledge the received packets, draining the residual energy of the EDs. This issue does not appear when a single ED tries to transmit its data to the GWs and successfully acknowledges the reception by sending an ACK packet during its TX windows that match the RX windows of the sender. However, when multiple EDs concurrently send their data to the GW, in this case, the GW can only acknowledge the received data when the TX through the uplink is completed. This ACK sent by the GW misses the RX windows of the EDs because the senders switch immediately from TX to RX windows after sending the collected data and wait for an acknowledgment from the GW. After a while, the sender closes its RX windows to save energy and retransmit its data. From this scenario, we can deduce that the throughput does not objectively evaluate the LoRa network. For this, goodput should be considered for LoRa network evaluation since the throughput does not necessarily include only the goodput; duplicated packets may be transmitted, resulting in BW waste and useless energy consumption. An optimization solution designed in [179] to efficiently manage the RX windows to improve the goodput of LoRa concurrent TX while considering the reception probability of downlink TXs.

In [180], the authors designed resource assignment schemes for different LoRa use cases, such as smart homes, smart healthcare, smart metering, and smart agriculture to improve the network capacity. The schemes leverage the SF orthogonality and multi-channel structure. The space defined by channels and SFs is divided into multiple resource blocks used by EDs to transmit their data simultaneously without collision.

Distributed scheduling was used for resource assignment considering a realistic propagation model covering both indoor and outdoor environments (rural and urban). Logical channels modeled in [181] using both BW and SF to reflect the SFs orthogonality and the bit rate difference. Each BW and SF pair depict a logical channel with a different  $R_b$  value due to the chirpiness.

Furthermore, a logical channel assignment scheme inspired by the minimum weighted sum bin packing problem was suggested to reduce energy consumption and response time for LoRa-based massive IoT networks. The authors of [159] described an adaptive LoRa sub-band allocation policy, which consists of assigning different adjacent channels of 125 kHz to the EDs located at the edge of SF regions—knowing that LoRa BW of 1 MHz can be split into eight sub-bands of 125 kHz considered in [159] as adjacent channels. The evaluation of this policy was performed statistically in terms of error, rate distribution, and power consumption for a LoRa network where EDs and GWs are deployed in the target area following a random Poisson point process [182], [183].

### B. Beyond Star Topology

Traditional LoRa networks adopt star topology to connect EDs deployed around the GWs, restricting its coverage area and limiting its capacity for covering more EDs. Multihop communication can be considered based on the LoRa features to manage direct device-to-device links to cope with this issue. For example, the SFs not only provide flexibility regarding the DR and sensitivity but also give another dimension to the multi-access channel. Using this new dimension, the authors of [184] focused on improving the LoRa network capacity by adopting multi-hop communication where the data traffic is off-loaded into multiple subnetworks. In this scheme, parallel TX is realized by clustering EDs based on the SFs, e.g., each subnet uses separate SFs to communicate its data (Fig. 12a). The clustering is performed taking into account the connectivity between subnets, maintaining a balanced traffic load due to the SF asymmetry, and minimizing the hop count to decrease the TX airtime. The Bottom-up Breadth-First-Search algorithm was used to extract the farthest nodes from the root, and top-down breadth-first-search was applied to insert them into a new sub-tree [185].

By keeping the baseline star topology of LoRa, clustering was considered in [186] to build a reliable LoRa network with low energy consumption. For example, the k-means clustering scheme was proposed for SF allocation in a large-scale LoRa network using a single GW. Fairness was ensured in performance and SF usage, such as minimal difference occurred in the performance of the worst- and best-case nodes, fairly distributing the energy consumption between nodes, and increasing the network lifetime.

In contrast, SFs are equally used throughout the network. Unlike the existing study where the SF areas were defined based on a constant step distance from the GW [130], [137], different numbers of clusters with a maximum range were adopted for distinction. In [187] LoRaWAN packets were collected and processed for profiling and grouping IoT EDs to

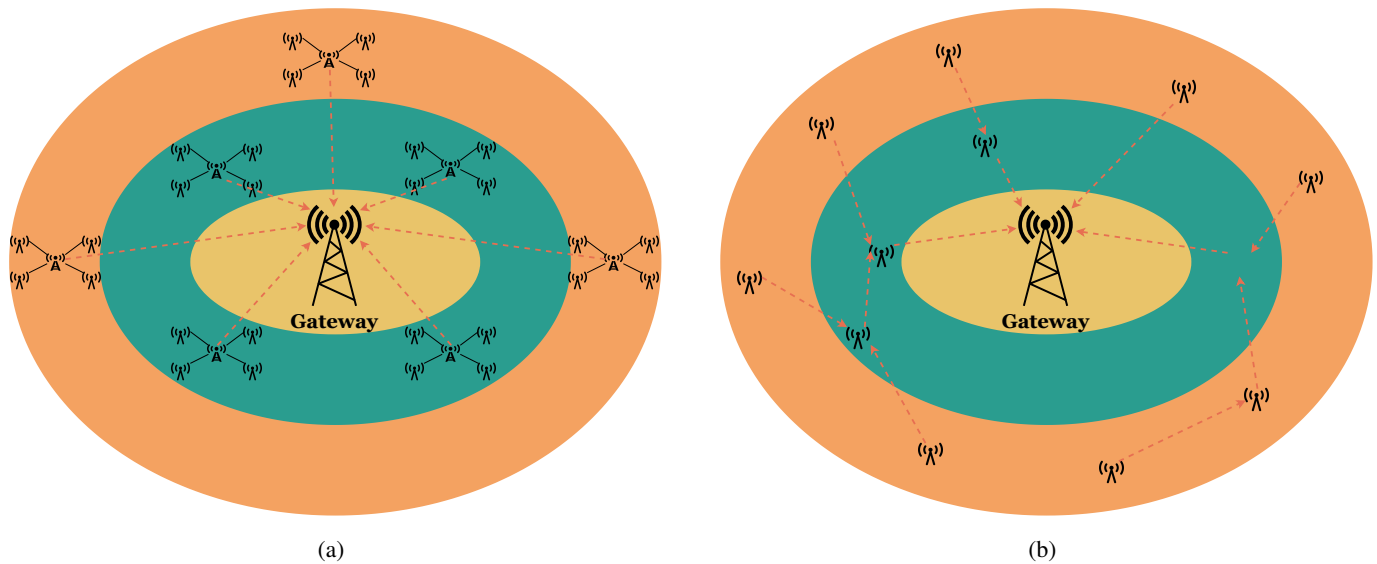


Fig. 12: Beyond star topology: (a) EDs grouped into cluster only the cluster head communicates the collected data to the GW via LoRa communication link (b) EDs use multi-hop communication (instead of peer-to-peer communication adopted in the legacy star topology) to extend their transmission range and transmit collected data to the GWs

improve LoRa-based technology operation and ameliorate network anomaly detection. Specifically, the K-means algorithm was used for clustering IoT EDs based on their behaviors and the operations performed over the networks. Machine learning tools were deployed to provide accurate profiling based on the collected data from EDs connected to the LoRa network.

Based on the LoRa features, LoRaWAN coverage can be expanded at the expense of low throughput and increased energy consumption. Multi-hop communication was used [188] to ensure simultaneously high throughput and large coverage (Fig. 12b). The LoRa modulation capabilities define the layers radius, where the network is partitioned into multiple layers, each comprising multiple operational GWs. The traditional LoRa network does not support layering, thus multiple messages should be defined to be exchanged between the GWs and EDs to incorporate the proposed functionalities. LoRa TX parameters were clustered in [189] based on the QoS performance in terms of the bit error rate, ToA, and RSSI to deal with the heterogeneity of the IoT application requirements. As such, a set of TX settings providing a similar QoS were grouped into the same cluster to adapt the wireless communication link regarding the IoT application requirements concerning the QoS metrics, as mentioned. Thus, a fuzzy C-means clustering scheme was used to cluster random transmission settings. The priority scheduling technique [190] was proposed for implementation in LoRa GWs to group EDs based on the TX priority. This scheme was built based on unsupervised learning algorithms that allowed the GW to schedule the TX of EDs regarding the corresponding cluster. The aim was to scale up the network density by avoiding collision, consequently reducing the TX delay and energy consumption resulting from continuous retransmission attempts.

Fairness in terms of the throughput was sought in the clustering scheme in [191], where the nodes were grouped based on the maximum served traffic using two common clas-

sification methods, namely K-means, and FOREL. In addition, the throughput distribution in the clusters was modeled to provide an accurate estimation of the real throughput capacity in each cluster. That the EDs communicate their data to all GWs in their range, increasing useless energy consumption resulting from the redundant TX. The impact of the cluster range, EDs TX range, as well as network density were studied in [192]. Clustering was proposed to avoid redundant TX in dense networks to reduce energy consumption and increase the network lifetime. The proposed method seeks the shortest multipath route that connects the EDs to the GW and the cluster head. LoRa multi-hop network suggested previously in [193] to enable concurrent TX and build a robust and efficient LoRa network considering the LoRa PHY layer standard. Network slicing was combined with software-defined networking [194] for an enhanced network configuration for large-scale scenarios, where LoRa parameters are tuned to provide an optimized QoS threshold for each virtual network slice. The LoRaWAN adopting slicing architecture displayed promising results through the NS-3 simulation in terms of reliability for the QoS thresholds in dense networks. Hybrid deployment was also used to enhance the LoRaWAN network capacity [195], [71]. In [195], ANT technology [196] was enabled with the LoRa to enable short-range and ultra-low power communication for data gathering in ultra-dense LoRa networks. An interleaved chirp spreading LoRa-based modulation was introduced in [71] to work in parallel with the standard LoRa modulation.

### C. Carrier Sensing

The ease of deployment of LoRa networks as specified in [77] aims to ensure the coexistence of multiple networks as well as thousands of EDs based on the features provided by the LoRa PHY layer, such as multiple logical channels and

the SF orthogonality. However, regarding the set of features, LoRaWAN remains in the category of Aloha protocols, which are well known for their limitations as indicated in [197]. Moreover, long-range communications are known for their low throughput (about 100 bps to 30 kbps) and long time-on-air TX of transmitted messages. Thus, they play a crucial role in increasing the collision probability between concurrent TX in addition to their limitation concerning the duty cycle regulation imposed on LoRa communication. Low-cost LoRa testbed experiments were performed in [198] to analyze the impact of using the carrier sensing mechanism on reducing collisions between simultaneous TX. The comparison between the real-world testbed measurement and simulation results obtained by the NS-3 simulator revealed that using CSMA to enhance LoRaWANs in terms of collision avoidance succeeded in increasing energy consumption [199]. However, in dense network deployments, the legacy LoRa network presents significant energy consumption compared to CSMA whereas the latter increases the overall throughput taking advantage of the limited European Telecommunications Standards Institute duty cycle restriction [200].

The authors of [201] investigated the use of a listen-before-talk mechanism to enhance the LoRaWAN channel utilization and efficiency due to its ability to determine whether the channel is idle or used. That reduces the collision between simultaneous TX using the same SF and transmitting via the same channel. Modified versions were designed for this purpose, such as the binary exponential back-off (BEB), binary exponential delay, and binary exponential hybrid, which combine the two previous algorithms. These algorithms were used to model the interaction between the channel activity detection scheme and the data TX. The numerical results showed that BEB algorithm has the minimum energy consumption during the channel activity detection process and significantly decreases the collision rate. An advanced CSMA/CA variant was suggested [202], [203] to ameliorate the LoRa IoT network experience in the context of smart city applications. The variant includes some specifications of this kind of application, and a percentage of hidden nodes was considered, demonstrating promising results regarding various sensing ranges. This approach can help with LoRa-based IoT deployment by anticipating the CSMA performance under the considered environment conditions.

Practical viability of carrier sensing was provided in [204] for a LoRa-based wildlife monitoring network. By evaluating the proposed channel activity detection scheme considering both laboratory and field conditions, the authors observed that the payload symbols and preamble remain detectable up to 4 km from GW. Moreover, performing the channel activity detection eight times during payload frame time can ensure a clear channel assessment, reducing the collision rate. A hybrid MAC protocol based on slot scheduling and multiple listen-before-talk (mLBT) was designed [5] to deal with data loss resulting from collision and signal suppression. The aim was to cope with these issues facing efficient deployment of LoRa-based industrial systems. Knowing the reference LoRaWAN architecture composed of EDs collecting data and the GW playing the role of relaying node between the EDs and

application server. In the proposed scheduling scheme, EDs transmit their data during the data acquisition cycle times, also referred to by frames composed of multiple time slots. A logical slot index was assigned to each time slot in the frame to facilitate the scheduling task and help EDs to respect their data TX time constraint. Distinct SF and frequency channels were assigned to different sets of EDs that are grouped regarding the signal attenuation degree to remove interference between them. In addition, mLBT was used to help avoid TX via a busy channel by performing multiple times the channel activity detection during the same time slot. The superiority of the packet delivery rates of the proposed scheme regarding the existing approaches was analytically and experimentally demonstrated.

A cognitive model was suggested in [205] to ensure efficient multiple access in LoRa-based IoT networks, where the interaction between the user traffic parameters and the network operation quality was analytically modeled. Thus, the heterogeneous users' conditions were considered when tuning the network parameters regarding the bit error probability. The authors of [206] performed extensive real-world experiments to design a reliable and clear channel assessment procedure which is an essential component of CSMA mechanisms. Experiments were performed to understand the concurrent TX mechanism at the MAC layers for a dense LoRaWAN configuration, leveraging the capture effect and channel activity detection properties.

Cognitive radio was considered in [207] to assist LoRa-based IoT applications in which EDs cooperate with each other to determine the primary user status with the help of a fusion center and perform spectrum sensing. Additional energy is consumed during spectrum sensing and reporting to monitor the primary user status efficiently, which requires the development of a new scheme to manage the data exchange between these EDs. This situation motivated the authors of [207] to design a new protocol that defines the nodes eligible to perform spectrum sensing efficiently based on their residual energy.

#### D. Slotted MAC

Multiple solutions were discussed above to decode the collided LoRa signals using channel allocation or carrier sensing. These solutions were proposed as alternatives to the pure Aloha medium access mechanism adopted by LoRaWAN, which suffers in terms of scalability. A frequency or logical channel allocation mechanism was suggested to avoid collision between concurrent TXs. For example, each ED could use a different frequency channel to transmit its data or employ the logical channel defined by a combination of LoRa features such as the SFs, BW, and others. This solution solved the problem of concurrent TX in dense configuration regarding energy efficiency, end-to-end delay, and packet delivery rate. Due to the limited frequency and logical channel possibilities, this solution performs well for a LoRa network capacity under a threshold related to the number of allowed channels. Carrier sensing was also proposed to allow the EDs to sense the medium before transmitting their data, which reduced TX

collision. However, additional energy will be consumed to perform sensing, which is not beneficial for the LPWAN network comprising battery-powered EDs. This section discusses another solution to overcome the issues of LoRaWAN scalability, namely the slotted MAC protocols.

The authors in [208] proposed an analytical model to evaluate the performance of pure Aloha alternatives, such as slotted Aloha (S-Aloha) and non-persistent CSMA in terms of throughput and energy efficiency while capturing the LoRa PHY layer characteristics. The aim was to emphasize the impact of these random access mechanisms to improve the throughput of LoRaWAN regarding energy consumption and LoRa modulation properties when interference occurs. Thus, the proposed model can be used to design a random access mechanism for different LoRa network scenarios. A method to decode superposed LoRa signals was suggested and integrated into the MAC protocol [209], retrieving the entire frame from desynchronized signals without any loss. Beacons and slotted MAC were used to alleviate the issue of desynchronization and allow multiple EDs to transmit simultaneously using the assigned slots. When the proposed method cannot decode some LoRa signal frames, a CRC decoding scheme was used to cope with that issue.

Although slotted MAC protocols have been broadly investigated in the literature for decades and many real-world applications depend on them, the distinctive LoRa PHY layer characteristics, and the duty-cycle restrictions imposed in sub-GHz ISM bands, render the design of new time-slotted MAC layers suitable for LoRa networks a difficult problematic. The authors of [210] discussed the specific LoRa characteristics that should be considered when designing time-slotted MAC protocols, and they summarize the current enhancement in this field. A timeslot scheduling scheme that captures the requirements of LoRaWAN-based machine-type communications was presented in [211] for massive deployment to increase the number of EDs that can transmit over a single GW. The proposed scheme does not require additional downlink TXs or synchronization between EDs and the GW while considering the particular characteristics of the network such as multi-channel diversity, quasi-orthogonal DRs, and traffic periodicity. A new decoding scheme was incorporated into the slotted MAC protocol [212], which allowed decoding symbols of multiple colliding frames. This decoding scheme compares symbols at each subslot (instead of each symbol end), increasing its ability to decode collided frames. Besides the decoding scheme, the proposed slotted MAC protocol includes retransmission management.

In [213], LoRa EDs synchronization was proposed to efficiently manage uplink communications resources in slotted MAC protocols using the out-of-band time-dissemination. The use of time-slotted MAC protocols results in the overhead of synchronizing and scheduling the TX, which can be easily afforded regarding the duty-cycle restrictions imposed on the LoRaWAN and the availability of downlink communications. To deal with the overhead, the authors of [214] suggested that EDs autonomously manage their TX and self-organize their slot position in the frame. Moreover, a single slot in each frame is reserved to ensure synchronization and acknowledgment.

The aim of [215] was to equalize the success probability over the EDs distributed in the network using an S-Aloha mechanism to transmit data regardless of the SF and the source node location. The experimental approach in [216] was based on a central entity to assign slots and ensure synchronization between EDs. Such as, the slot length in the frame was determined using real-world measurements of the clock drift.

The authors of [217] demonstrated that S-Aloha could be deployed on top of the traditional LoRaWAN without requiring changes using a new distributed synchronization approach. An adaptive medium access scheme was designed in [218] to ensure the best link quality between EDs and GWs, by adapting LoRa PHY layer parameters and leveraging the coordination ability of beacons regarding duty-cycle restrictions for EDs and GWs. A new MAC protocol was designed in [219] to enhance collision avoidance between concurrent TX leveraging fairness by adopting GWs that periodically broadcast beacon frames to synchronize and coordinate between nodes. For reliable networks, the proposed protocol allows EDs to transmit randomly over a specific channel using various CF values based on the scheduling information in the beacon frame. Due to the limited availability of EDs-GWs connectivity, data TX should be scheduled to capture the windows availability of GWs. A time-slotted TX scheduling scheme was designed in [220] to optimize the data TX time efficiently regarding the issues mentioned above related to the LoRaWAN architecture.

#### E. Key Insights.

The limited frequency and logical channels enabled by the LoRa physical parameters should be efficiently managed to prevent the collision of concurrent TX. In this direction, researchers have focused on designing new virtual channel allocation approaches using the game theory while considering the waiting time reduction and ensuring the ED requirement in TX time [175], [176], [177]. Machine learning has also been suggested to automatically manage the TX timing and avoid unnecessary, redundant packet TX caused by widows mismatching between the EDs and GWs [178]. These solutions assume a perfect SF orthogonality, which is impractical, and the same event should be correlated to reduce the uplink load. Most solutions suggested in the literature rely on throughput to evaluate performance. However, the throughput does not necessarily include only goodput; duplicated packets may be transmitted, resulting in BW waste and useless energy consumption. Therefore, goodput should be considered instead of throughput when evaluating the proposed solutions.

Moreover, new network topologies have been suggested to increase the LoRaWAN capacity and extend its limited coverage area due to the traditional star topology based on one-hop communication [186]. In this direction, multi-hop communication where collected data are off-loaded onto multiple sub-networks has been adopted to build scalable LoRaWANs while considering the LoRa PHY-layer standard [184]. Although the efforts provided to design new routing protocols [185], [187], [188], [189] are suitable for LoRaWAN based on battery-powered EDs, new protocols should be proposed considering

the fairness between EDs in terms of throughput and energy consumption. In addition, machine learning techniques can be applied to manage the forwarding task to avoid draining the energy of forwarding nodes by splitting their tasks between multiple EDs based on their residual energy.

Furthermore, different carrier sensing schemes have been suggested to efficiently access LoRaWAN communication channels and avoid high concurrent TX collisions due to adopting the Aloha access scheme in the traditional LoRaWAN [198], [202], [204]. The listen-before-talk mechanism showed promising results in reducing concurrent TX collisions. However, this process drains the energy of EDs due to the additional energy spent to sense the channel [199], [201]. To cope with this issue, a hybrid MAC protocol based on slot scheduling and mLBT was suggested [5] to ameliorate LoRaWAN channel access while reducing the energy consumed during the sensing process. Otherwise, only EDs with high residual energy can be selected to perform channel sensing before the TX [207].

Nevertheless, efforts are required to adapt the existing slotted MAC protocols into the characteristics of LoRaWANs, such as the specifications of the LoRa PHY layer and duty-cycle restrictions imposed on using free ISM bands [210], [218]. Despite the endeavors provided in this direction [208], [212], [215], [213], some drawbacks showed up, such as the need for synchronization, which is not an easy task due to the duty cycle restriction and long time-on-air. This results in the overhead of synchronizing and scheduling the TX as beacons broadcast periodically [219].

## V. SCALABLE LORAWAN USE CASES

As stated in the literature, LoRa communication systems have been widely considered to build diverse IoT applications due to their long-range communication, low power consumption, and immunity against interference or concurrent TX collisions. This consideration is due to the CSS modulation and its multiple features, such as the SF, TP, CR, DR, BW, and CF, managed by an ADR mechanism for efficient wireless communication based on battery-powered LoRa devices. However, due to the rapid growth of the network density across many LoRaWAN applications, scalability is becoming a central problem for LoRa-based massive IoT applications to keep it within the scope of LPWAN technology. Previous sections describe different solutions proposed in the literature to enhance LoRaWAN scalability. This section describes some of these applications requiring a scalable LoRaWAN.

### A. Space-to-Ground Communications

The LoRa network has been proposed in the last few years as a leading technology enabling wireless network service in space due to its power in providing long-range communication and the great interest of the research community to establish low earth orbit (LEO) satellites (Fig. 13). Unlike the enormous traditional satellites, nanosatellites weighing only 1 to 50 kg can be launched into LEO at around 2000 km from the ground. The number of these nanosatellites launched into a LEO has considerably increased recently due to the advancements in

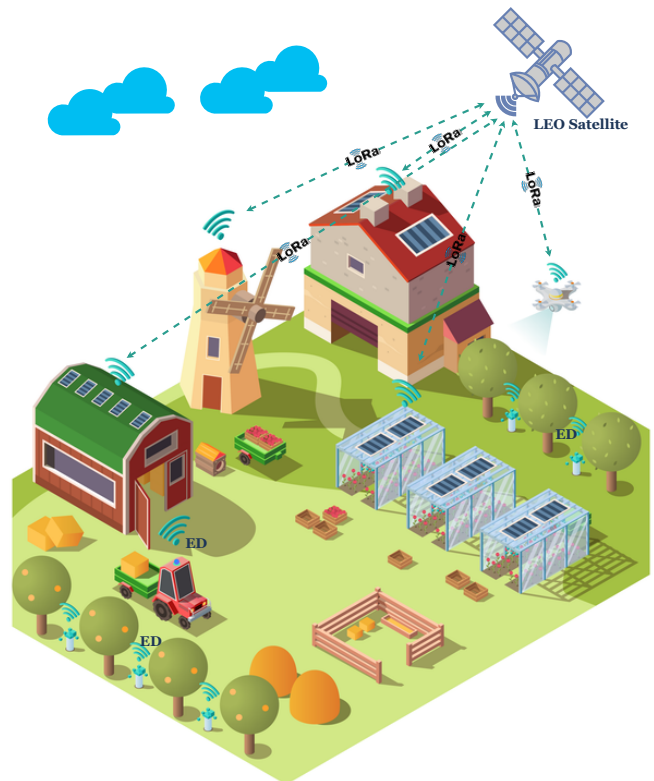


Fig. 13: An example of LEO satellite used as GW for LoRa-based smart farming, where EDs deployed in the target area transmit their collected data using LoRa communication into a CubeSat flying in a LEO.

computer and electronic technology. Thus, LEO nanosatellites have attracted substantial attention from the research community as promising alternatives for large-scale coverage in massive IoT networks, providing direct or indirect satellite connectivity [221]. Instead of developing satellite communication (considering all protocol settings and the RF modulation used to enable robust space-to-ground communication), LoRa has been deployed to build wireless network service in space to allow easy and low-cost management of these nanosatellites. In [222], the authors designed a high-quality wireless network in space to connect and manage these nanosatellites from the ground via an internet connection. A study [223] analyzed the performance in terms of resistance to Doppler shift packet loss of the newly launched 3U CubeSat, called the Satish Dhawan Satellite, which carries a LoRa transceiver.

The adaptability of a LoRa network for LEO satellite IoT deployment was analyzed in [224], according to its characteristics, including LoRaWAN architecture, LoRa node activation mode, the access mechanism for the communication channel, and BW. In addition, some enhancements were proposed to deal with these inapplicable characteristics. The Doppler effect on the LoRa modulation adopted for ground-to-space communication was presented as a major issue facing the advancement of the CubeSat industry. Multiple studies have dealt with this issue [225], [226], [223]. The authors of [226] identified the Doppler frequency shift resulting from the high



speed of these nanosatellites passing over a ground station. This study consists of a laboratory experiment on the LoRa modulation under conditions similar to CubeSat in an LEO regarding ground communication. The aim was to study the immunity of LoRa modulation against the Doppler effect in such conditions. Simulations in [227] indicated that the maximum Doppler frequency shift in LoRa communication in LEO CubeSat is about 22 kHz, whereas the maximum Doppler rate reaches 270 Hz/s. Further, a 100% packet error rate was reached when using an SF of 9, whereas the Doppler rate significantly increased.

In the same way, additional outdoor experiments were conducted [225] to study the usefulness of LoRa communication technology in LEO CubeSat radio communication systems. These CubeSat systems face satellite-to-earth radio channel obstructions due to the rapid change in the Doppler effect frequency shift. This degradation appears when the nanosatellite directly above the ground station uses an SF of 12. In addition, the orbit altitude greatly influences the duration of the communication session, as concluded by this study. As explained, GWs are critical components of a LoRaWAN. In this context, the authors of [228] suggested using ZYNQ SOC to build a space GW for space-based IoT communications to fit the non-operating system requirements of the nanosatellite. This chip serves as software, hardware, and input/output programmability. Different LoRa device configurations were evaluated in [229] to identify the most suitable configuration that meets the space-to-earth channel requirements. Moreover, software-defined radio experiments were conducted to evaluate the performance of the LoRa modulation under harsh conditions concerning the ionospheric scintillation effect.

A set of IoT devices may be covered under a satellite constellation, which imposes the need to design efficient methods to access the ground-to-space channel. Thus, an intelligent traffic load distribution strategy was designed in [221]. Erasure probabilities employed in this strategy enhance the overall system throughput by managing the traffic load allocation for different LEO constellation positions regarding IoT clusters. As studied in [230], access strategies for a LoRa multi-channel should deal with the Doppler effect CubeSat radio communication. In this work, LoRa immunity against the Doppler effect was studied through simulation and laboratory experiments to identify the applicability of the LoRa modulation under such harsh conditions. The sparse satellite constellation allowed in [231] used specific LoRa configurations as a maximum clock drift feature of LoRa devices to reduce direct-to-satellite IoT communications. Moreover, when focusing on the communication between IoT devices and GWs on satellites, the security, and privacy of transmitted data should be considered, especially when we know that most use cases of this system rely on critical infrastructure. A security scheme was suggested in [232] based on the Advanced Encryption Standard (AES) to secure the transmitted data in the private LoRaWAN-server via satellite GWs.

The LoRa receiver designed in [233] for IoT devices in remote areas, such as islands or mountains, transmits and receives data from CubeSat. The receiver has an SX1276 chip to process the received passband signals. A low  $R_b$  is

allowed using SFs of 7 and 12, respectively, equal to 5468.750 and 292.969 bps. Due to the insufficient space allowed by the CubeSat geometry to embed a LoRa antenna, for the dependency between wavelengths and antenna size, the authors of [234] proposed planar antennae, where the meander line and the ground plane are placed on the same side. The authors of [235] suggested benefiting from the rocket debris of various polar satellite launch vehicles (PSLVs) revolving in different space orbits to build a low-cost and flexible software-defined networking platform. Instead of destroying the PSLV rocket and throwing it into the ocean, PS4 PSLV Stage 4 retains this debris in its initial orbits, weighing around a ton. This work aims to enable inter-PS4 and ground-to-PS4 communication through LoRa technology. Performed simulations showed the feasibility of the proposed network to ensure high connectivity besides the enhanced throughput. LoRa-based CubeSat design and challenges were the focus of [236], [237], [238], such as radiomeTry and vegetation Analysis (RITA) payload with a customizer LoRa transceiver integrated into a 3U satellite [236]. In [237], the authors analyzed the NORBY CubeSat nanosatellite launched into an LEO on September 28, 2020. The internet of space things based on CubeSats to enable low-cost global connectivity was introduced in detail for the first time in [238].

### B. LoRa-based Localization Systems

Positioning in the massive IoT is becoming relevant for current and future IoT applications based on LPWAN technology, often providing a substantial added value. Due to the efforts to enhance its scalability and provide connectivity for massive IoT networks, the LoRaWAN is becoming the leading technology to build IoT positioning systems for smart cities. This section discusses the latest work on LoRa-based localization systems published from 2019 to the present, summarized in Table X.

An experimental study was conducted in [239] to evaluate the efficiency of wireless communication techniques to perform indoor localization. This study covers Bluetooth low energy (BLE), Wi-Fi, and LoRa, considered the most suitable communication techniques for indoor locations due to their low energy consumption. However, an efficient localization system should be robust and cost-effective and provide a real-time and accurate localization decision. Based on the outcome of this study which used the RSSI to calculate the node coordinates, Wi-Fi is the best technique to provide an accurate localization, whereas BLE is the worst. Between them, LoRa communication systems localize devices with an average error of 0.62 m. The RSSI-based localization system faces many problems, such as signal fading related to the land-cover types or labor-intensive problems, in providing accurate localization in the outdoor environment. To address this, the authors of [240] used high-resolution satellite images to manage the path loss by identifying different land-cover types using the collected images of the target area. By profiling the environmental parameters, SateLoc allows the cooperation of multiple GWs to provide a highly accurate outdoor localization with an error of 47.1 m. All the localization schemes in this section are summarized and classified in Table X.

Localization algorithms can be categorized into two categories as explained in [241]. The first comprises range-based algorithms, where the RSSI value received from the GW can be converted into a distance using a specific path-loss model. The combination of ED distances from GWs help calculate the localization. Second, fingerprint-based algorithms in this location category of EDs are approximated by comparing the current RSSI values of the device and the previously collected RSSI values of known locations. This approximation can be provided using machine learning models trained on labeled RSSI datasets as indicated in [241]. Several methods can be deployed in a range-based localization algorithm to provide an accurate devices location as proposed in [242], [243] where the time difference of arrival (TDoA) and angle of arrival (AoA) are combined for time-based localization. The first relies on the propagation time to determine the device coordinates, whereas the other uses the RSSI values received from multiple GWs and calculates the corresponding AoA to provide a location estimation for the ED. This paper demonstrates that combining these two methods requires using only two GWs to achieve an efficient location with a mean estimation error of 339m for line-of-sight (LoS) signals and 159m for a non-line-of-sight (NLoS) signals.

In contrast, filtering algorithms such as Bayesian and Kalman filters can be deployed to build an efficient, stable, and accurate localization system. These filters can aid the localization system in providing a more accurate location by solving LoRa indoor localization problems concerning the range error caused by multipath. As discussed in [247], a new particle filter was designed to cope with the LoRa pseudo-range fitting. The authors of this paper provided a fingerprint of the ED using a real LoRa round-trip time measurement and adopted the cumulative distribution function criteria to calculate the quality of the estimated location by comparing it with the ground truth. The AoA of the received signals was estimated in a real-life urban environment by developing a complete system comprising of hardware and software solutions [248]. This work aims to estimate the AoA from the received signals, which are highly correlated using a space-alternating generalized expectation-maximization algorithm. This system estimates the AoA of the received signal for LoS and NLoS with an average error of  $2^\circ$  and  $10^\circ$ , respectively. The LoPy and FiPy are two low-cost LoRa devices used in [249] to build a low-cost local positioning system based on the RSSI to fit some IoT application requirements that are not allowed by the GPS. These applications require the deployment of multiple small resource-constrained devices. The proposed system benefits from Pycome RF capabilities, which were evaluated in an outdoor rural environment and showed an average error of the estimated position of around 7% of the maximum distance between EDs.

The LoRa-based localization systems can be designed for critical applications such as search and rescue (SAR) operations, which require fast localization of those involved in accidents in a harsh environment [256], [257], [258]. Some standards exist for SAR missions in snowy environments, such as ARVA and RECCO, though these standards suffer from their limited radio range. Their limited performance motivated

the research community to seek an alternative offering a long communication range with an extended lifetime. For this purpose, multiple research works have been published in the last few years. The authors of [250] proposed analyzing the behavior of the LoRaWAN channel while using trilateration methods and RSSI values to provide the localization of the target person in the concerned area with an error average from 40– to 60 m.

The authors of [251] focused on the mobile emergency management system that allows people to send emergency requests from their cell phones to rescue teams. Despite, the pervasiveness of these devices, LoRa-based localization is required to support the effectiveness of mobile-based rescue systems in critical scenarios. Emergency requests sent from a cell phone can be forwarded by multiple peers equipped with LoRa transceivers using BLE until reaching the rescue teams. This process increases the probability that a request message is successfully received at its destination, taking advantage of LoRa interference immunity and the long communication range. This model implements the LoRa-based trilateration technique and uses path-loss measurements to provide an accurate GPS-free localization with an average error of less than 90m. A radio path-loss model has been developed in [252] based on real path loss measurements in a harsh mountain environment to estimate the coordinates of a lost hiker either at the bottom of a canyon or on the top of a snowy mountain. This study revealed that localization systems based on LoRa path-loss estimation outperform those existing in this field, namely ARVA, by achieving a five times longer radio range.

The exact location of objects is not always required, especially in some indoor localization systems. In this application, we only need to know in which place, room, or hall the object is present, which tolerates a considerable estimated error range. In this direction, the author of [253] suggested a two-phase cell localization algorithm based on the LoRa trilateration algorithm, consisting of finding the cell location of the target object. The first phase begins with analyzing the path-loss exponent for all anchor nodes using the received RSSI value, whereas the second phase involves dividing the target space into virtual cells to determine the cell where the object is present. This study considers two wireless channels: Wi-Fi and LoRa, where the proposed method had a mean error of 1.12m and 4.63m. A LoRa Backscatters-based room-level localization system was designed in [254]. The system uses LoRa transceivers to transmit an RF signal by modulating the received signal. This system comprises multiple LoRa receivers deployed in different rooms, a LoRa transmitter at a central point (reference point), and the backscatter device carried by the object. The RSS values are compared between all the receivers to determine the position of the LoRa backscatter devices, whereas machine learning enhances the system performance. Based on the linear discriminant analysis, this system achieved a localization accuracy of 89.7% in a real-life scenario. Multiple algorithms of localization based on the LoRa RSSI values are proposed in [255], to face the issue of Gaussian and non-Gaussian noise by reducing their influence on the localization accuracy. Through simulation and real experiments, this model demonstrated its ability to

TABLE X: Performance comparison of the recent LoRa-based localization systems

Paper	Year	Environment	Technique	Performance	Evaluation	Advantages	Disadvantages
[239]	2021	Indoor	RSSI range-based	Wi-Fi, error = 0.54m BLE, error = 0.82m LoRa, error = 0.62m	Experiment	Provides a comparison of LoRa, Wi-Fi and BLE-based localization systems	Unfair comparison since the use case for each should be considered
[240]	2020	Outdoor	Satellite images, fingerprint	Error = 47.1m	Dataset [244]	High potential for performing large-scale tracking	Needs more real-world evaluations
[241]	2020	Outdoor	RSSI, range based and fingerprint	Range-based error = 700m Fingerprint-based error = 340m	Dataset [245]	Efficient GWs selection strategy	Localization in a predefined area
[242]	2020	Outdoor	TDoA, AoA range-based	LoS error 339m, NLoS error 159m	Simulation [246]	Combining TDoA with AoA using only two GWs	Should include more synchronized GWs
[247]	2021	Indoor	Round-trip time, fingerprint	LoS error = 1m	Experiment	Use of particle filter to design a LoS and CDF to evaluate its performance	Should focus on pseudo-range correction for NLoS
[248]	2021	Outdoor	AoA range-based	LoS error = 2°, NLoS error = 10°	Simulation	Provide an accurate estimation of the AoA in an intensive multipath environment for LoS and NLoS	Study restricted to LoRa systems
[249]	2020	Outdoor	RSSI range-based	LoS error = 7% of max distance	Simulation	Use of LoRa Pycom RF capabilities	Study restricted to LoPy and FiPy devices
[250]	2020	Outdoor	RSSI range-based	Error about 40-60m	Simulations	Operate in indoor environments (playgrounds, or shopping malls)	Machine learning can help on improve system performance
[251]	2020	Outdoor	RSS, PL range-based	Error $\leq$ 90m	OMNeT++	Enhance emergency request deliverance using multi-hop communication	Phone dependency, simulation displays optimistic results, requires experiments
[252]	2020	Outdoor	PL, range-based	Error $\leq$ 60m	Measurements assessed by simulation	The PL model is designed for a challenging environment	A low number of devices can be simultaneously monitored
[253]	2021	Indoor	RSSI range-based	Wi-Fi, max error = 1.12m LoRa, max error = 4.63m	Experiment	Suggest PL model for the indoor environment	The study focused on a particular indoor environment
[254]	2021	Indoor	LoRa Backscatters	Accuracy = 89.7%	Simulation	Provide 3D localization	Real data can improve
[255]	2019	Indoor, outdoor	RSSI	Error = 70.41 m	Simulation, real experiments	Proposed model cover indoor and outdoor	Adopt basic localization algorithm

perform well in indoor or outdoor environments [259].

### C. Smart Building

Smart building is the newest application field of LoRa communication systems to enable efficient IoT connectivity inside crowded buildings, known for its high concurrent TX collision resulting from the high connectivity demand. Due to scalability, low cost, and easy deployment, LoRa technology is becoming the leading technology in developing smart buildings. A comparison study in [260], [261] demonstrated the high capabilities of LoRa technology to enable school monitoring compared to IEEE 802.15.4 wireless technology. Besides the low-cost IoT deployment, LoRa was implemented

on Arduino-based hardware to build robust and reliable monitoring systems due to its low energy and random MAC protocol. The authors of this work provided a rich dataset produced from six school buildings using 49 devices.

The LoRa communication technology has already been proposed as a part of a smart healthcare system [262]. It enables patient tracking inside a hospital comprising multiple buildings connected via underground tunnels. Intra-hospital transport of patients, especially those admitted in intensive care units, is one of the major challenges facing the efficient deployment of the internet of medical things. In this case, patients require periodic transportation between units within the hospital buildings for diagnostic reasons. Consequently,

determining their location is crucial for efficient transportation and coordination between units, which is evermore challenging for hospitals with massive infrastructures.

Advanced meter infrastructures make buildings more intelligent helping design smart buildings throughout and allowing efficient and intelligent electricity power consumption. The authors of [263] designed a LoRa-based architecture to manage the electricity power intelligently inside a residential grid and evaluated their system regarding different factors such as energy efficiency, packet delivery ratio, and throughput. This architecture is based on the ADR features of the LoRaWAN to address the dynamic system behavior and benefit from a scalable LoRa network. The study aimed to determine the right place to put GWs for cost-effective and efficient deployment. The LoRaWAN is used in [264] as a low-cost infrastructure for electric vehicles for grid communications in smart cities. The LoRaWAN is proposed for this application due to its long communication range and its ability to reduce power consumption by allowing efficient coordination between electric vehicles and the corresponding aggregators or enabling low-cost communications between nodes.

The LoRa network has been suggested for developing highly critical applications, such as for indoor air quality [265]. Specifically, this network is integrated into radon risk management in public buildings with high density, as radon is a radioactive natural gas classified by the World Health Organization as the most dangerous gas, which can cause lung cancer. Radon gas naturally occurs and accumulates in the indoor environment, such as in a school. Thus makes LoRaWAN plays a crucial role in reducing public health risks associated with this pollutant. Another critical use case of the LoRa communication system is monitoring elderly people and following up on their health conditions, especially those isolated for the coronavirus disease 2019 (COVID-19) infection. The proposed system in [266] integrates low-cost devices connected to the IoT network via LoRa communication for data processing and communication. Various sensors are incorporated into this system to collect critical data that allow authorized entities to obtain real-time information on health and the urgent needs of the system users. In addition, sensor networks can be employed to monitor older people using LoRa GWs for cost efficiency.

#### D. Environmental Monitoring

Often, LoRa technology is used for monitoring harsh environmental conditions as part of smart city systems, taking advantage of its large coverage and low TX rates (low energy consumption). Furthermore, the technology adapts its SFs and DRs to fit the communication environment conditions, dynamically managing link quality. The authors of [267] used the RSSI, SNR, and packet delivery ratio to study the propagation of LoRa signals in urban, suburban, and forest environments for a mobile node scenario. Monitoring wildlife and integrating it into smart agriculture are recent use cases of the LoRa communication system [268]. The design for a wildlife monitoring system was provided in [268] for IoT animal-repelling devices. The aim was to overcome the

issues while incorporating cellular and short-range wireless technologies for this application type. In this study, the RSSI values, SNR, and packet delivery ratio are used to characterize the communication link to evaluate the performance of the proposed solution.

The environmental radiation monitoring system designed in [269] comprises numerous LoRa EDs deployed in CERN sites that periodically measure radiation levels and send the data to a LoRaWAN server via LoRa GWs. This approach automates controlling the radiation level in conventional waste containers and provides a real-time warning of potential radiation release. Likewise, the authors in [270] proposed to integrating the LoRaWAN into a carbon monoxide measurement system in smart cities to monitor the carbon monoxide emission with a cost-effective and increased lifetime of the system. Safety is the aim of the LoRa-based use case in [271], where LoRa devices were deployed alongside high-voltage TX lines for real-time temperature monitoring. LoRa technology was used in this scenario as an alternative to the legacy monitoring systems, such as manual or drone-based inspection and short-range wireless technologies for its long communication range. Moreover, multi-hop communication was adopted to allow broader coverage for data TX between adjacent nodes.

The LoRaWAN network was suggested in [272] to manage groundwater resources by providing real-time information on groundwater levels. Supported by its low cost and low power consumption, the LoRa-based groundwater management system was revealed as the most suitable technology to deploy in developing regions. The usability of the LoRa technology to monitor underground activities was assessed in [273]. The study focused on discussing the ability of the LoRa PHY layer and LoRaWAN to communicate data from underground sources to the aboveground base station. The analyses were performed considering three soils (gravel, sand, and clay) at 50 cm depth, acquiring SNR and RSSI values to evaluate the TX performance. In addition, LoRa through-wall sensing was explored in [6] to discover new sensing opportunities using LoRa transceivers. Recently, in the military context, LoRa build IoT applications for decision-making by collecting data from the battlefield [274]. The role of LoRa communication in this application provides resilience and survivability for the military network, benefiting from preinstalled IoT devices and their capacities.

## VI. DISCUSSION & FUTURE RESEARCH DIRECTIONS

Existing research has demonstrated that massive IoT requirements in terms of connectivity exceed the legacy of LoRaWAN capabilities due to its limited features, such as the SFs (7-12), BWs (125; 250; and 500 kHz), and CR (4/5 4/6 4/7 4/8). The standard ADR to manage the massive connectivity demands and low impact of the CSS modulation to ensure efficient wireless communication in ultra-dense deployment is challenging. This problem resulted in LoRa signals interference and collision between concurrent TX, which drastically reduced the network performance and rendered the deployment of the LoRaWAN in this scenario unsuitable in its traditional version. This problem motivated

the research community to propose various enhancements to the LoRaWAN protocol to ensure a reliable and scalable LoRa network. Nevertheless, various open research challenges must still be investigated further.

#### A. Joint Scheduling and SF Assignment

The SF parameter allows EDs to adapt their TP, TX range regarding the used frequency, and BW. The SFs may be assigned randomly, like the legacy LoRaWAN or could be based on the distance of the EDs from the GW, such as the EDs nearest to the GWs using the lowest SF to transmit their data. In contrast, the faraway ED use the highest SF value 12 (Fig. 11). Other methods assign a single SF to a set of EDs based on their communication link quality or requirements regarding the collected data type. All these methods showed encouraging results in reducing LoRa signals interference and enhancing the network scalability. However, the limited SF combination restricts the enhancement of the LoRaWAN capacity to efficiently connect a high number of EDs in massive IoT deployment. Therefore, the SF assignment may join the TX scheduling in a cross-layer protocol that involves linking the LoRa PHY layer characteristics and LoRaWAN MAC layer capabilities.

#### B. Efficient Interference Cancellation Schemes

Interference cancellation is implemented on EDs or GWs to decode multiple superposed LoRa signals transmitted using different SFs. Various signal processing methods, such as FFT and discrete Fourier transform, can distinguish between interfered signals. The capture effect may be considered where only the strongest signal is decoded. Furthermore, frame preambles are identified from the received signal to decode them effectively. Additional information should be exchanged, including the SF and CR used to transmit the data, which requires extra energy consumption. These time-consuming methods are unsuitable when dealing with time-sensitive information and increase the cost of receivers not allowed in LPWANs. Therefore, a trade-off between the cost and network performance regarding the received packet rate should be considered when implementing this solution to cope with interfered LoRa signals.

#### C. Novel Densification Techniques

Cellular networks may inspire researchers to design new densification strategies for LoRa networks concerning the restrictions, such as the duty cycle and low throughput. This solution is traditional concerning the increased demand for connectivity in a crowded urban environment, such as downtown. Joining the GWs densification with the previous solution mentioned in this work can significantly increase the capacity of the LoRaWAN to connect more EDs. However, some architectural changes may be required to adapt the legacy LoRaWAN to its new enhancement, requiring specific attention when designing a densification strategy to facilitate the coordination within and between cells and avoid additional collision between concurrent GWs TX.

#### D. Optimized Windowing & Channel Allocation

Resource management schemes are primarily employed to fit the TX windows of EDs to the RX windows of the GWs. The RX windows of the GWs are not always available since TX should be opened to acknowledge the received data. Additionally, due to energy efficiency requirements, EDs can not keep their TX and RX windows always open. Therefore, this mismatch should be solved considering the network density, which restricts the impact of these methods to enhance the LoRaWAN capacity. Thus, the logical and frequency channels were managed in such a way as to allow simultaneous concurrent TX of multiple EDs. Promising results were observed in this context using smart resource assignment schemes. Furthermore, mathematical tools such as game theory can manage resources by modeling the interaction between the EDs and GWs and leveraging the various game types depending on the target scenarios. Alternatively, reinforcement learning can also be deployed as an optimization tool.

#### E. Relaying and Routing

The conventional LoRaWAN adopts the star topology to connect EDs to the network through peer-to-peer connections with the GWs. The EDs are deployed randomly or following a specific strategy using the TP and SF to transmit their collected data via a frequency channel. Massive direct connection to the GWs results in collisions between concurrent TXs and drastically decreases network performance regarding the received packet rate or communication latency due to multiple retransmissions of the collided data. Hence, multihop communication can be adapted to deal with these issues where EDs far from the GW can rely on intermediate EDs to transmit their data. Otherwise, the new topology may be designed to seek fairness between EDs in terms of link quality, SFs, or energy efficiency to increase the network lifetime. Consequently, new routing protocols should be designed to assist this enhancement which can be performed conjointly with the GW densification for efficient network topology design. Furthermore, a set of EDs with low residual energy can rely on a cluster head with high residual energy and ensure the forwarding task between the cluster members and GW.

#### F. Energy-Efficient Carrier Sensing

The listen-before-talk mechanism is leveraged to enhance the LoRaWAN channel utilization and efficiency. The EDs can sense the medium and decide whether the channel is idle or occupied by another TX using the same SF and signal characteristics. Carrier sensing is an energy-consuming process that raises the interest in carefully using this method, especially when dealing with the battery power of EDs. However, due to the long time-on-air of long-range communication that decreases the performance of carrier sensing methods, multiple channel sensing may be required to benefit from its advantage efficiently. Moreover, data TX via multi-hop communication should be enabled in the subsequent medium access protocols. Adapted CSMA/CA protocols were suggested for this, considering a portion of hidden nodes with promising results in

terms of collision avoidance regarding various sensing ranges. Despite provided efforts, energy consumption remains the main issue facing the efficient deployment of CSMA methods in LoRaWAN.

### G. Machine Learning for MAC

Slotted MAC protocols are suggested as an alternative to pure Aloha-like protocols adapted by LoRaWAN due to their limited scalability. Nevertheless, designing an efficient time-slotted MAC protocol faces severe challenges due to the specific characteristics of LoRa and the duty cycle restrictions imposed in sub-GHz ISM bands. Further, decoding schemes, such as the CRC may be incorporated to help decode symbols of multiple colliding frames. Thus, an overhead of synchronizing and scheduling the TX was raised due to the duty-cycle restrictions imposed on the LoRaWAN and the sparse availability of downlink communications. Autonomous and distributed scheduling schemes were considered to overcome these problems, such that EDs collaborate to self-organize their TXs and avoid collisions regarding the requirements and communication conditions for each node. Deep reinforcement learning opens a new research perspective to solve this issue. Thus a DRL agent can be designed and trained off-line to manage MAC layer resources and efficiently run onboard the EDs. The aim is to allow local decision-making on MAC layer resources to enable efficient communication while considering the behavior of other EDs and the limitation imposed by the LoRaWAN specification. The MDP environment should be designed efficiently to incorporate all characteristics of the considered system model to obtain the full benefit from this technique. Furthermore, the action and state spaces require meticulous interest due to their impact on the reward convergence of the agent during the training process.

## VII. CONCLUSION

Although LoRa is a promising technology for massive IoT networks to provide reliable long-range communication, it suffers from signal interference and concurrent TX collisions. Therefore, this survey examined the scalability challenges facing the deployment of the LoRaWAN in ultra-dense IoT networks where massive LoRa connectivity is required. Moreover, we reviewed the state-of-the-art solutions in the PHY and MAC layers to address the scalability challenges. We discussed the literature on LoRaWAN deployment for massive IoT connectivity requirements, where modulation, channel characteristics, interference, and collision are the major issues. Most existing solutions addressing these challenges leverage LoRa features to extend capacity, whereas others designed new relay/routing protocols or relied on signal processing techniques to cancel the interference. Moreover, CSMA and S-MAC were employed at the MAC layer to cope with concurrent TX collisions. However, more efforts are needed to develop reliable and scalable LoRa-based massive IoT systems. Therefore, this survey also presented some enticing research directions to assist researchers in designing efficient and scalable LoRaWAN systems.

## ACKNOWLEDGEMENT

This work was sponsored by the Junior Faculty Development program under the UM6P – EPFL Excellence in Africa Initiative.

## REFERENCES

- [1] H. Benaddi, K. Ibrahim, A. Benslimane, M. Jouhari, and J. Qadir, "Robust enhancement of intrusion detection systems using deep reinforcement learning and stochastic game," *IEEE Transactions on Vehicular Technology*, vol. 71, no. 10, pp. 11089–11102, 2022.
- [2] H. Benaddi, M. Jouhari, K. Ibrahim, J. Ben Othman, and E. M. Amhoud, "Anomaly Detection in Industrial IoT Using Distributional Reinforcement Learning and Generative Adversarial Networks," *Sensors*, vol. 22, no. 21, p. 8085, 2022.
- [3] R. Pueyo Centelles, R. Meseguer, F. Freitag, L. Navarro, S. F. Ochoa, and R. M. Santos, "LoRaMoto: A communication system to provide safety awareness among civilians after an earthquake," *Future Generation Computer Systems*, vol. 115, pp. 150–170, feb 2021.
- [4] A. Simo, S. Dzitac, I. Dzitac, M. Frigura-Iliasa, and F. M. Frigura-Iliasa, "Air quality assessment system based on self-driven drone and LoRaWAN network," *Computer Communications*, vol. 175, pp. 13–24, jul 2021.
- [5] Q. L. Hoang, W. S. Jung, T. Yoon, D. Yoo, and H. Oh, "A real-time LoRa protocol for industrial monitoring and control systems," *IEEE Access*, vol. 8, pp. 44727–44738, 2020.
- [6] F. Zhang, Z. Chang, K. Niu, X. Xiong, B. Jin, Q. Lv, and D. Zhang, "Exploring LoRa for long-range through-wall sensing," *Proceedings of the ACM on Interactive, Mobile, Wearable and Ubiquitous Technologies*, no. 2, 2020.
- [7] M. Alshaikhi, T. Elfouly, O. Elharrouss, A. Mohamed, and N. Ottakath, "Evolution of Internet of Things From Blockchain to IOTA: A Survey," *IEEE Access*, vol. 10, pp. 844–866, 2022.
- [8] W. Yang, M. Wang, J. Zhang, J. Zou, M. Hua, T. Xia, and X. You, "Narrowband wireless access for low-Power massive internet of things: A bandwidth perspective," *IEEE Wireless Communications*, vol. 24, pp. 138–145, may 2017.
- [9] M. I. Hossain and J. I. Markendahl, "Comparison of LPWAN technologies: Cost structure and scalability," *Wireless Personal Communications*, vol. 121, pp. 887–903, nov 2021.
- [10] A. Furtado, J. Pacheco, and R. Oliveira, "PHY/MAC Uplink Performance of LoRa Class A Networks," *IEEE Internet of Things Journal*, vol. 7, no. 7, pp. 6528–6538, 2020.
- [11] K. Grochla, A. Strzoda, R. Marjasz, P. Glomb, K. Ksikazek, and Z. Laskarzewski, "Energy-Aware Algorithm for Assignment of Relays in LP WAN," *ACM Transactions on Sensor Networks*, vol. 18, no. 4, pp. 1–23, 2022.
- [12] H. Ma, G. Cai, Y. Fang, P. Chen, and G. Han, "Design and performance analysis of a new STBC-MIMO LoRa system," *IEEE Transactions on Communications*, vol. 69, pp. 5744–5757, jun 2021.
- [13] M. Jouhari, K. Ibrahim, and M. Benattou, "Implementation of bit error rate model of 16-QAM in aqua-sim simulator for underwater sensor networks," in *Advances in Ubiquitous Networking 2: Proceedings of the UNet'16 2*, pp. 123–134, Springer, 2017.
- [14] X. Ouyang, O. A. Dobre, Y. L. Guan, and J. Zhao, "Chirp spread spectrum toward the nyquist signaling rate-orthogonality condition and applications," *IEEE Signal Processing Letters*, vol. 24, pp. 1488–1492, oct 2017.
- [15] U. Raza, P. Kulkarni, and M. Sooriyabandara, "Low power wide area networks: An overview," *IEEE Communications Surveys and Tutorials*, vol. 19, pp. 855–873, apr 2017.
- [16] L. Alliance, "LoRaWAN v1. 0 specification; LoRa Alliance: Fremont, CA, USA, 2015." Available online: <https://loro-alliance.org/resource-hub/lorawan-specification-v10>. (Accessed: 12-0-2021).
- [17] B. Ghena, J. Adkins, L. Shangguan, K. Jamieson, P. Levis, and P. Dutta, "Challenge: Unlicensed LPWANs Are Not Yet the Path to Ubiquitous Connectivity," in *The 25th Annual International Conference on Mobile Computing and Networking*, pp. 1–12, 2019.
- [18] R. Ratasuk, B. Vejlgaard, N. Mangalvedhe, and A. Ghosh, "NB-IoT system for M2M communication," in *2016 IEEE Wireless Communications and Networking Conference Workshops (WCNCW)*, pp. 428–432, 2016.
- [19] M. Lauridsen, I. Z. Kovacs, P. Mogensen, M. Sorensen, and S. Holst, "Coverage and Capacity Analysis of LTE-M and NB-IoT in a Rural Area," in *2016 IEEE 84th Vehicular Technology Conference (VTC-Fall)*, pp. 1–5, 2016.

- [20] A. Lavric, A. I. Petriariu, and V. Popa, "Long Range SigFox Communication Protocol Scalability Analysis Under Large-Scale, High-Density Conditions," *IEEE Access*, vol. 7, pp. 35816–35825, 2019.
- [21] Z. Amjad, K. A. Nsiah, B. Hilt, J. P. Lauffenburger, and A. Sikora, "Latency reduction for narrowband URLLC networks: a performance evaluation," *Wireless Networks*, vol. 27, pp. 2577–2593, may 2021.
- [22] T. Shahgholi, A. Sheikahmadi, K. Khamforoosh, and S. Azizi, "LPWAN-based hybrid backhaul communication for intelligent transportation systems: architecture and performance evaluation," *Eurasip Journal on Wireless Communications and Networking*, vol. 2021, dec 2021.
- [23] M. Ballerini, T. Polonelli, D. Brunelli, M. Magno, and L. Benini, "NB-IoT Versus LoRaWAN: An Experimental Evaluation for Industrial Applications," *IEEE Transactions on Industrial Informatics*, vol. 16, pp. 7802–7811, dec 2020.
- [24] I. Cheikh, R. Aouami, E. Sabir, M. Sadik, and S. Roy, "Multi-Layered Energy Efficiency in LoRa-WAN Networks: A Tutorial," *IEEE Access*, vol. 10, pp. 9198–9231, 2022.
- [25] "Qualification — Sigfox build — build.sigfox.com." Available online: <https://build.sigfox.com/study>. (Accessed: 05-Dec-2022).
- [26] J. P. Shanmuga Sundaram, W. Du, and Z. Zhao, "A Survey on LoRa Networking: Research Problems, Current Solutions, and Open Issues," *IEEE Communications Surveys and Tutorials*, vol. 22, pp. 371–388, jan 2020.
- [27] M. Stusek, D. Moltchanov, P. Masek, K. Mikhaylov, O. Zeman, M. Roubicek, Y. Koucheryavy, and J. Hosek, "Accuracy Assessment and Cross-Validation of LPWAN Propagation Models in Urban Scenarios," *IEEE Access*, vol. 8, pp. 154625–154636, 2020.
- [28] J. C. Liando, A. Gamage, A. W. Tengourtius, and M. Li, "Known and Unknown Facts of LoRa: Experiences from a Large-Scale Measurement Study," *ACM Trans. Sen. Netw.*, vol. 15, feb 2019.
- [29] P. Avila-Campos, F. Astudillo-Salinas, A. Vazquez-Rodas, and A. Araujo, "Evaluation of LoRaWAN Transmission Range for Wireless Sensor Networks in Riparian Forests," in *Proceedings of the 22nd International ACM Conference on Modeling, Analysis and Simulation of Wireless and Mobile Systems, MSWIM '19*, (New York, NY, USA), p. 199–206, Association for Computing Machinery, 2019.
- [30] "SigFox-story." Available online: <https://www.sigfox.com/en/sigfox-story>. (Accessed: 4-28-2022).
- [31] J. Haxhibeqiri, E. De Poorter, I. Moerman, and J. Hoebeke, "A survey of LoRaWAN for IoT: From technology to application," 2018.
- [32] M. O. Farooq and T. Kunz, "Revealing Insights for Improvements in LoRaWAN in Multiple Applications Scenarios: Poster Abstract," in *Proceedings of the 17th Conference on Embedded Networked Sensor Systems, SenSys '19*, (New York, NY, USA), p. 434–435, Association for Computing Machinery, 2019.
- [33] R. S. Sinha, Y. Wei, and S. H. Hwang, "A survey on LPWA technology: LoRa and NB-IoT," mar 2017.
- [34] A. Lavric and V. Popa, "Internet of Things and LoRa™ Low-Power Wide-Area Networks: A survey," in *2017 International Symposium on Signals, Circuits and Systems (ISSCS)*, pp. 1–5, IEEE, 2017.
- [35] E. Migabo, K. Djouani, A. Kurien, and T. Olwal, "A comparative survey study on LPWA Networks: LoRa and NB-IoT," *Proceedings of the Future Technologies Conference (FTC)*, no. November 2017, pp. 29–30, 2017.
- [36] M. Saari, A. M. bin Baharudin, P. Sillberg, S. Hyrynsalmi, and W. Yan, "LoRa — A survey of recent research trends," in *2018 41st International Convention on Information and Communication Technology, Electronics and Microelectronics (MIPRO)*, pp. 0872–0877, 2018.
- [37] V. K. Sarker, J. P. Queralta, T. N. Gia, H. Tenhunen, and T. Westerlund, "A survey on LoRa for IoT: Integrating edge computing," in *2019 4th International Conference on Fog and Mobile Edge Computing, FMEC 2019*, pp. 295–300, 2019.
- [38] Z. Qin, F. Y. Li, G. Y. Li, J. A. McCann, and Q. Ni, "Low-Power Wide-Area Networks for Sustainable IoT," *IEEE Wireless Communications*, vol. 26, pp. 140–145, jun 2019.
- [39] W. Ayoub, A. E. Samhat, F. Nouvel, M. Mroue, and J. C. Prévotet, "Internet of mobile things: Overview of LoRaWAN, DASH7, and NB-IoT in LPWANs standards and supported mobility," apr 2019.
- [40] M. A. Ertürk, M. A. Aydın, M. T. Büyükkakışlar, and H. Evirgen, "A survey on LoRaWAN architecture, protocol and technologies," *Future Internet*, vol. 11, p. 216, oct 2019.
- [41] H. Noura, T. Hatoum, O. Salman, J.-P. Yaacoub, and A. Chehab, "LoRaWAN security survey: Issues, threats and possible mitigation techniques," *Internet of Things*, vol. 12, p. 100303, dec 2020.
- [42] M. Alenezi, K. K. Chai, Y. Chen, and S. Jimaa, "Ultra-dense LoRaWAN: Reviews and challenges," jun 2020.
- [43] R. Kufakunesu, G. P. Hancke, and A. M. Abu-Mahfouz, "A survey on adaptive data rate optimization in LoRaWAN: Recent solutions and major challenges," sep 2020.
- [44] M. Shahjalal, M. K. Hasan, M. M. Islam, M. M. Alam, M. F. Ahmed, and Y. M. Jang, "An overview of AI-Enabled Remote Smart- Home Monitoring System Using LoRa," in *2020 International Conference on Artificial Intelligence in Information and Communication, ICAIIC 2020*, pp. 510–513, 2020.
- [45] A. Staikopoulos, V. Kanakaris, and G. A. Papakostas, "Image Transmission via LoRa Networks - A Survey," in *2020 IEEE 5th International Conference on Image, Vision and Computing, ICIVC 2020*, pp. 150–154, 2020.
- [46] F. M. Ortiz, T. T. de Almeida, A. E. Ferreira, and L. H. Luís, "Experimental vs. simulation analysis of LoRa for vehicular communications," *Computer Communications*, vol. 160, pp. 299–310, jul 2020.
- [47] A. Osorio, M. Calle, J. D. Soto, and J. E. Candelo-Becerra, "Routing in LoRaWAN: Overview and Challenges," *IEEE Communications Magazine*, no. 6, pp. 72–76, 2020.
- [48] J. M. Marais, A. M. Abu-Mahfouz, and G. P. Hancke, "A survey on the viability of confirmed traffic in a LoRaWAN," 2020.
- [49] F. S. Dantas Silva, E. P. Neto, H. Oliveira, D. Rosário, E. Cerqueira, C. Both, S. Zeadally, and A. V. Neto, "A survey on long-range wide-area network technology optimizations," 2021.
- [50] N. Benkahla, H. Tounsi, Y. Q. Song, and M. Frikha, "Review and experimental evaluation of ADR enhancements for LoRaWAN networks," *Telecommunication Systems*, vol. 77, may 2021.
- [51] M. H. M. Ghazali, K. Teoh, and W. Rahiman, "A Systematic Review of Real-Time Deployments of UAV-Based LoRa Communication Network," *IEEE Access*, pp. 124817–124830, 2021.
- [52] G. Boquet, P. Tuset-Peiró, F. Adelantado, T. Watteyne, and X. Vilajosana, "LR-FHSS: Overview and Performance Analysis," oct 2021.
- [53] M. A. M. Almuhaaya, W. A. Jabbar, N. Sulaiman, and S. Abdulmalek, "A Survey on LoRaWAN Technology: Recent Trends, Opportunities, Simulation Tools and Future Directions," *Electronics*, vol. 11, no. 1, 2022.
- [54] B. Reynders, W. Meert, and S. Pollin, "Power and spreading factor control in low power wide area networks," in *2017 IEEE International Conference on Communications (ICC)*, pp. 1–6, 2017.
- [55] P. Gkotsiopoulos, D. Zorbas, and C. Douligeris, "Performance Determinants in LoRa Networks: A Literature Review," *IEEE Communications Surveys and Tutorials*, vol. 23, no. 3, pp. 1721–1758, 2021.
- [56] M. Jouhari, K. Ibrahim, J. B. Othman, and E. M. Amhoud, "Deep Reinforcement Learning-based Energy Efficiency Optimization For Flying LoRa Gateways," *arXiv preprint arXiv:2302.05214*, 2023.
- [57] L. Bhatia, M. Breza, R. Marfievici, and J. A. McCann, "LoED: The LoRaWAN at the Edge Dataset: Dataset," in *Proceedings of the Third Workshop on Data: Acquisition To Analysis, DATA '20*, (New York, NY, USA), p. 7–8, Association for Computing Machinery, 2020.
- [58] H. Benaddi, M. Jouhari, K. Ibrahim, A. Benslimane, and E. M. Amhoud, "Adversarial Attacks Against IoT Networks using Conditional GAN based Learning," in *GLOBECOM 2022-2022 IEEE Global Communications Conference*, pp. 2788–2793, IEEE, 2022.
- [59] H. Benaddi, M. Jouhari, K. Ibrahim, and A. Benslimane, "Securing IoT Transactions Against Double-Spending Attacks based on Signaling Game Approach," in *2021 IEEE Global Communications Conference (GLOBECOM)*, pp. 1–6, IEEE, 2021.
- [60] B. Jebari, K. Ibrahim, M. Jouhari, and M. Ghogho, "Analysis of Blockchain Selfish Mining: a Stochastic Game Approach," in *ICC 2022-IEEE International Conference on Communications*, pp. 4217–4222, IEEE, 2022.
- [61] B. A. Kitchenham and S. Charters, "Guidelines for performing Systematic Literature Reviews in Software Engineering," Tech. Rep. EBSE 2007-001, Keele University and Durham University Joint Report, 07 2007.
- [62] I. Joseph and C. Konyeha, "Urban area path loss propagation prediction and optimisation using hata model at 800MHz," *IOSR Journal of Applied Physics (IOSR-IAP)*, vol. 3, no. 4, pp. 8–18, 2013.
- [63] J. Milanovic, S. Rimac-Drlje, and K. Bejuk, "Comparison of Propagation Models Accuracy for WiMAX on 3.5 GHz," in *2007 14th IEEE International Conference on Electronics, Circuits and Systems*, pp. 111–114, 2007.
- [64] K. Hari, D. Baum, A. Rustako, R. Roman, and D. Trinkwon, "Channel models for fixed wireless applications," *IEEE 802.16 Broadband wireless access working group*, 2003.
- [65] J. Milanović, G. Šimac, and K. Mazor, "Performance analysis of empirical propagation model for long term evaluation (LTE) network,"

- in *2016 International Conference on Smart Systems and Technologies (SST)*, pp. 69–74, 2016.
- [66] E. Harinda, S. Hosseinzadeh, H. Larjani, and R. M. Gibson, “Comparative Performance Analysis of Empirical Propagation Models for LoRaWAN 868MHz in an Urban Scenario,” in *IEEE 5th World Forum on Internet of Things, WF-IoT 2019 - Conference Proceedings*, pp. 154–159, Institute of Electrical and Electronics Engineers Inc., apr 2019.
- [67] S. Bertoldo, M. Paredes, L. Carosso, M. Allegretti, and P. Savi, “Empirical indoor propagation models for LoRa radio link in an office environment,” in *2019 13th European Conference on Antennas and Propagation (EuCAP)*, pp. 1–5, 2019.
- [68] N. S. Bezerra, C. Åhlund, S. Saguna, and V. A. de Sousa, “Propagation Model Evaluation for LoRaWAN: Planning Tool Versus Real Case Scenario,” in *2019 IEEE 5th World Forum on Internet of Things (WF-IoT)*, pp. 1–6, 2019.
- [69] W. Wu, Y. Li, Y. Zhang, B. Wang, and W. Wang, “Distributed Queueing-Based Random Access Protocol for LoRa Networks,” *IEEE Internet of Things Journal*, vol. 7, pp. 763–772, jan 2020.
- [70] W. Wu, W. Wang, B. Wang, and R. Song, “Throughput of distributed queueing-based LoRa for long-distance communication,” *Eurasip Journal on Advances in Signal Processing*, vol. 2021, dec 2021.
- [71] P. Edward, M. El-Aasser, M. Ashour, and T. Elshabrawy, “Interleaved Chirp Spreading LoRa as a Parallel Network to Enhance LoRa capacity,” *IEEE Internet of Things Journal*, vol. 8, pp. 3864–3874, mar 2021.
- [72] J. Courjault, B. Vrigneau, O. Berder, and M. R. Bhatnagar, “A Computable Form for LoRa performance estimation: Application to Ricean and Nakagami fading,” *IEEE Access*, vol. 9, pp. 81601–81611, 2021.
- [73] M. Knight and B. Seeber, “Decoding LoRa: Realizing a Modern LPWAN with SDR,” *Proceedings of the GNU Radio Conference*, vol. 1, no. 1, 2016.
- [74] J. Petäjärvi, K. Mikhaylov, M. Pettissalo, J. Janhunen, and J. Iinatti, “Performance of a low-power wide-area network based on LoRa technology: Doppler robustness, scalability, and coverage,” *International Journal of Distributed Sensor Networks*, vol. 13, no. 3, p. 1550147717699412, 2017.
- [75] R. P. Centelles, F. Freitag, R. Meseguer, and L. Navarro, “Beyond the Star of Stars: An Introduction to Multihop and Mesh for LoRa and LoRaWAN,” apr 2021.
- [76] T. C. Dönmez and E. Nigussie, “Security of LoRaWAN v1.1 in Backward Compatibility Scenarios,” in *Procedia Computer Science*, vol. 134, pp. 51–58, Elsevier B.V., 2018.
- [77] N. Sornin, M. Luis, T. Eirich, T. Kramp, and O. Hersent, “LoRaWAN specification,” *LoRa alliance*, 2015.
- [78] D. Magrin, M. Centenaro, and L. Vangelista, “Performance evaluation of LoRa networks in a smart city scenario,” in *2017 IEEE International Conference on Communications (ICC)*, pp. 1–7, 2017.
- [79] V. Moysiadis, T. Lagkas, V. Argyriou, A. Sarigiannidis, I. D. Moscholios, and P. Sarigiannidis, “Extending ADR mechanism for LoRa enabled mobile end-devices,” *Simulation Modelling Practice and Theory*, vol. 113, p. 102388, 2021.
- [80] C. E. Fehri, M. Kassab, S. Abdellatif, P. Berthou, and A. Belghith, “LoRa technology MAC layer operations and Research issues,” *Procedia Computer Science*, vol. 130, pp. 1096–1101, 2018. The 9th International Conference on Ambient Systems, Networks and Technologies (ANT 2018) / The 8th International Conference on Sustainable Energy Information Technology (SEIT-2018) / Affiliated Workshops.
- [81] S. Li, U. Raza, and A. Khan, “How Agile is the Adaptive Data Rate Mechanism of LoRaWAN?,” in *2018 IEEE Global Communications Conference (GLOBECOM)*, pp. 206–212, 2018.
- [82] M. Slabicki, G. Premsankar, and M. Di Francesco, “Adaptive configuration of LoRa networks for dense IoT deployments,” in *NOMS 2018 - 2018 IEEE/IFIP Network Operations and Management Symposium*, pp. 1–9, Institute of Electrical and Electronics Engineers Inc., 2018.
- [83] K. Kousias, G. Caso, O. Alay, and F. Lemic, “Empirical Analysis of LoRaWAN Adaptive Data Rate for Mobile Internet of Things Applications,” in *Proceedings of the 2019 on Wireless of the Students, by the Students, and for the Students Workshop*, S3’19, (New York, NY, USA), p. 9–11, Association for Computing Machinery, 2019.
- [84] N. Sornin, M. Luis, T. Eirich, T. Kramp, and O. Hersent, “LoRaWAN specification v1.0.2 LoRa alliance,” 2016.
- [85] K. N. Choi, H. Kolumanna, A. Uyanwatta, K. Thilakarathna, S. Seneviratne, R. Holz, M. Hassan, and A. Y. Zomaya, “LoRadar: LoRa Sensor Network Monitoring through Passive Packet Sniffing,” *SIGCOMM Computer Communication Review*, vol. 50, no. 4, pp. 10–24, 2020.
- [86] L. Alliance, “LoRaWAN N v1.0.1 Specification; LoRa Alliance: Fremont, CA, USA, 2016.” Available online: <https://lora-alliance.org/resource-hub/lorawan-specification-v101>. (Accessed: 12-1-2021).
- [87] L. Alliance, “LoRaWAN v1.0.2 Specification; LoRa Alliance: Fremont, CA, USA, 2016.” Available online: <https://lora-alliance.org/resource-hub/lorawan-specification-v102>. (Accessed: 12-1-2021).
- [88] L. Alliance, “LoRaWAN Regional Parameters; LoRa Alliance: Fremont, CA, USA, 2020.” Available online: [https://lora-alliance.org/resource\\_hub/rp2-102-lorawan-regional-parameters/](https://lora-alliance.org/resource_hub/rp2-102-lorawan-regional-parameters/). (Accessed: 5-17-2022).
- [89] L. Alliance, “LoRaWAN v1.1 Specification; LoRa Alliance: Fremont, CA, USA, 2017.” Available online: <https://lora-alliance.org/resource-hub/lorawan-specification-v11>. (Accessed: 12-1-2021).
- [90] M. Eldefrawy, I. Butun, N. Pereira, and M. Gidlund, “Formal security analysis of LoRaWAN,” *Computer Networks*, vol. 148, pp. 328–339, jan 2019.
- [91] L. Alliance, “LoRaWAN v1.0.4 Specification; LoRa Alliance: Fremont, CA, USA, 2020.” Available online: [https://lora-alliance.org/resource\\_hub/lorawan-104-specification-package/](https://lora-alliance.org/resource_hub/lorawan-104-specification-package/). (Accessed: 5-17-2022).
- [92] L. Alliance, “LoRaWAN v1.0.3 Specification; LoRa Alliance: Fremont, CA, USA, 2018.” Available online: <https://lora-alliance.org/resource-hub/lorawan-specification-v103>. (Accessed: 12-1-2021).
- [93] C. Moy, L. Besson, G. Delbarre, and L. Toutain, “Decentralized spectrum learning for radio collision mitigation in ultra-dense IoT networks: LoRaWAN case study and experiments,” *Annales des Telecommunications/Annals of Telecommunications*, vol. 75, pp. 711–727, dec 2020.
- [94] B. Al Homssi, K. Dakic, S. Maselli, H. Wolf, S. Kandeepan, and A. Al-Hourani, “IoT Network Design Using Open-Source LoRa Coverage Emulator,” *IEEE Access*, pp. 53636–53646, 2021.
- [95] L. E. Marquez, A. Osorio, M. Calle, J. C. Velez, A. Serrano, and J. E. Candeló-Becerra, “On the Use of LoRaWAN in Smart Cities: A Study With Blocking Interference,” *IEEE Internet of Things Journal*, vol. 7, pp. 2806–2815, apr 2020.
- [96] G. Baruffa, L. Rugini, L. Germani, and F. Frescura, “Error probability performance of chirp modulation in uncoded and coded LoRa systems,” *Digital Signal Processing: A Review Journal*, vol. 106, nov 2020.
- [97] B. Reynders and S. Pollin, “Chirp spread spectrum as a modulation technique for long range communication,” in *2016 Symposium on Communications and Vehicular Technologies (SCVT)*, pp. 1–5, 2016.
- [98] T. Elshabrawy and J. Robert, “Closed-Form Approximation of LoRa modulation BER performance,” *IEEE Communications Letters*, vol. 22, no. 9, pp. 1778–1781, 2018.
- [99] J. Courjault, B. Vrigneau, M. Gautier, and O. Berder, “Accurate LoRa Performance Evaluation Using Marcum Function,” in *2019 IEEE Global Communications Conference (GLOBECOM)*, pp. 1–5, 2019.
- [100] O. Afisiadis, M. Cotting, A. Burg, and A. Balatsoukas-Stimming, “On the Error Rate of the LoRa Modulation With Interference,” *IEEE Transactions on Wireless Communications*, vol. 19, no. 2, pp. 1292–1304, 2020.
- [101] M. Lauridsen, B. Vejlgaard, I. Z. Kovacs, H. Nguyen, and P. Mogensen, “Interference Measurements in the European 868 MHz ISM Band with Focus on LoRa and SigFox,” in *2017 IEEE Wireless Communications and Networking Conference (WCNC)*, pp. 1–6, 2017.
- [102] M. C. Bor, U. Roedig, T. Voigt, and J. M. Alonso, “Do LoRa Low-Power Wide-Area Networks Scale?,” in *Proceedings of the 19th ACM International Conference on Modeling, Analysis and Simulation of Wireless and Mobile Systems, MSWiM ’16*, (New York, NY, USA), p. 59–67, Association for Computing Machinery, 2016.
- [103] J. Zhang, R. Liu, X. Gong, F. Chen, B. Liu, D. Fang, J. Zhao, and X. Chen, “LoRaSense: An Interference-Aware Concurrent Transmission Model,” in *Proceedings of the 2019 International Conference on Embedded Wireless Systems and Networks, EWSN ’19*, (USA), p. 330–335, Junction Publishing, 2019.
- [104] M. Heusse, T. Attia, C. Caillouet, F. Rousseau, and A. Duda, “Capacity of a LoRaWAN Cell,” in *Proceedings of the 23rd International ACM Conference on Modeling, Analysis and Simulation of Wireless and Mobile Systems, MSWiM ’20*, (New York, NY, USA), p. 131–140, Association for Computing Machinery, 2020.
- [105] N. Aihara, K. Adachi, O. Takyu, M. Ohta, and T. Fujii, “Generalized Interference Detection Scheme in Heterogeneous Low Power Wide Area Networks,” *IEEE Sensors Letters*, vol. 4, jun 2020.
- [106] T. Elshabrawy and J. Robert, “The Impact of ISM interference on LoRa BER Performance,” in *2018 IEEE Global Conference on Internet of Things (GCIoT)*, pp. 1–5, 2018.
- [107] J. Robert, S. Rauh, H. Lieske, and A. Heuberger, “IEEE 802.15 Low Power Wide Area Network (LPWAN) PHY Interference Model,” in



- 2018 *IEEE International Conference on Communications (ICC)*, pp. 1–6, 2018.
- [108] T. Voigt, M. Bor, U. Roedig, and J. Alonso, “Mitigating Inter-Network Interference in LoRa Networks,” in *Proceedings of the 2017 International Conference on Embedded Wireless Systems and Networks, EWSN '17*, (USA), p. 323–328, Junction Publishing, 2017.
- [109] B. Vejlgard, M. Lauridsen, H. Nguyen, I. Z. Kovacs, P. Mogensen, and M. Sorensen, “Interference Impact on Coverage and Capacity for Low Power Wide Area IoT Networks,” in *2017 IEEE Wireless Communications and Networking Conference (WCNC)*, pp. 1–6, 2017.
- [110] C. Orfanidis, L. M. Feeney, M. Jacobsson, and P. Gunningberg, “Investigating interference between LoRa and IEEE 802.15.4g networks,” in *2017 IEEE 13th International Conference on Wireless and Mobile Computing, Networking and Communications (WiMob)*, pp. 1–8, 2017.
- [111] F. Cuomo, A. Maurizio, L. Scipione, and N. B. Melazzi, “An On-Line Spreading Factor Allocation for a LoRaWAN Network,” in *Proceedings of the 2019 5th International Conference on Computing and Artificial Intelligence, ICCAI '19*, (New York, NY, USA), p. 6–10, Association for Computing Machinery, 2019.
- [112] A. Mahmood, E. Sisinni, L. Guntupalli, R. Rondón, S. A. Hassan, and M. Gidlund, “Scalability Analysis of a LoRa Network Under Imperfect Orthogonality,” *IEEE Transactions on Industrial Informatics*, vol. 15, no. 3, pp. 1425–1436, 2019.
- [113] F. Cuomo, M. Campo, A. Caponi, G. Bianchi, G. Rossini, and P. Pisani, “EXPLoRa: Extending the performance of LoRa by suitable spreading factor allocations,” in *2017 IEEE 13th International Conference on Wireless and Mobile Computing, Networking and Communications (WiMob)*, pp. 1–8, 2017.
- [114] D. Garlisi, I. Tinnirello, G. Bianchi, and F. Cuomo, “Capture Aware Sequential Waterfilling for LoRaWAN Adaptive Data Rate,” *IEEE Transactions on Wireless Communications*, vol. 20, pp. 2019–2033, mar 2021.
- [115] D. Saluja, R. Singh, L. K. Baghel, and S. Kumar, “Scalability analysis of LoRa network for SNR-Based SF allocation scheme,” *IEEE Transactions on Industrial Informatics*, vol. 17, pp. 6709–6719, oct 2021.
- [116] Q. M. Qadir, “Analysis of the Reliability of LoRa,” *IEEE Communications Letters*, vol. 25, no. 3, pp. 1037–1040, 2021.
- [117] F. Benkhelifa, Z. Qin, and J. A. McCann, “User Fairness in Energy Harvesting-Based LoRa Networks with Imperfect SF Orthogonality,” in *IEEE Transactions on Communications*, vol. 69, pp. 4319–4334, Institute of Electrical and Electronics Engineers Inc., jul 2021.
- [118] H. Q. Nguyen, F. Baccellii, and D. Kofman, “A Stochastic Geometry Analysis of Dense IEEE 802.11 Networks,” in *IEEE INFOCOM 2007 - 26th IEEE International Conference on Computer Communications*, pp. 1199–1207, 2007.
- [119] Q. Qi, A. Minturn, and Y. Yang, “An efficient water-filling algorithm for power allocation in OFDM-based cognitive radio systems,” in *2012 International Conference on Systems and Informatics (ICSAI2012)*, pp. 2069–2073, 2012.
- [120] G. Alfano, M. Garetto, and E. Leonardi, “New Directions into the Stochastic Geometry Analysis of Dense CSMA Networks,” *IEEE Transactions on Mobile Computing*, vol. 13, no. 2, pp. 324–336, 2014.
- [121] P. Kumari, H. P. Gupta, and T. Dutta, “An Incentive Mechanism-Based Stackelberg Game for Scheduling of LoRa Spreading Factors,” *IEEE Transactions on Network and Service Management*, vol. 17, pp. 2598–2609, dec 2020.
- [122] A. Farhad, D. H. Kim, B. H. Kim, A. F. Y. Mohammed, and J. Y. Pyun, “Mobility-aware resource assignment to IoT applications in long-range wide area networks,” *IEEE Access*, vol. 8, pp. 186111–186124, 2020.
- [123] N. Benkahla, H. Tounsi, S. Ye-Qiong, and M. Frikha, “Enhanced ADR for LoRaWAN networks with mobility,” in *2019 15th International Wireless Communications Mobile Computing Conference (IWCMC)*, pp. 1–6, 2019.
- [124] H. R. Bapathu and S. S. Borkotoky, “The LoRa modulation over rapidly-varying channels: Are the higher spreading factors necessarily more robust?,” in *2021 IEEE 18th Annual Consumer Communications and Networking Conference, CCNC 2021*, Institute of Electrical and Electronics Engineers Inc., jan 2021.
- [125] U. Coutaud, M. Heusse, and B. Tourancheau, “LoRa channel characterization for flexible and high reliability adaptive data rate in multiple gateways networks,” *Computers*, vol. 10, apr 2021.
- [126] K. Staniec and M. Kowal, “LoRa Performance under Variable Interference and Heavy-Multipath Conditions,” *Wireless Communications and Mobile Computing*, vol. 2018, apr 2018.
- [127] J. T. Lim and Y. Han, “Spreading Factor Allocation for Massive Connectivity in LoRa systems,” *IEEE Communications Letters*, vol. 22, pp. 800–803, apr 2018.
- [128] A. Hoeller, R. D. Souza, S. Montejó-Sánchez, and H. Alves, “Performance Analysis of Single-Cell Adaptive Data Rate-Enabled LoRaWAN,” *IEEE Wireless Communications Letters*, vol. 9, pp. 911–914, jun 2020.
- [129] G. Zhu, C.-H. Liao, M. Suzuki, Y. Narusue, and H. Morikawa, “Evaluation of LoRa receiver performance under co-technology interference,” in *2018 15th IEEE Annual Consumer Communications Networking Conference (CCNC)*, pp. 1–7, 2018.
- [130] O. Georgiou and U. Raza, “Low Power Wide Area Network Analysis: Can LoRa Scale?,” *IEEE Wireless Communications Letters*, vol. 6, no. 2, pp. 162–165, 2017.
- [131] Q. Guo, F. Yang, and J. Wei, “Experimental evaluation of the packet reception performance of LoRa,” *Sensors (Switzerland)*, vol. 21, pp. 1–23, feb 2021.
- [132] E. Lumet, A. Le Floch, R. Kacimi, M. Lihoreau, and A.-L. Beylot, “LoRaWAN Relaying: Push the Cell Boundaries,” in *Proceedings of the 24th International ACM Conference on Modeling, Analysis and Simulation of Wireless and Mobile Systems, MSWiM '21*, (New York, NY, USA), p. 217–220, Association for Computing Machinery, 2021.
- [133] D. Croce, M. Gucciardo, I. Tinnirello, D. Garlisi, and S. Mangione, “Impact of Spreading Factor Imperfect Orthogonality in LoRa Communications,” in *Digital Communication. Towards a Smart and Secure Future Internet* (A. Piva, I. Tinnirello, and S. Morosi, eds.), (Cham), pp. 165–179, Springer International Publishing, 2017.
- [134] D. Halperin, J. Ammer, T. Anderson, and D. Wetherall, “Interference Cancellation: Better Receivers for a New Wireless MAC,” in *Proceedings of the Sixth Workshop on Hot Topics in Networks (HotNets-VI)*, 2007.
- [135] D. Bankov, E. Khorov, and A. Lyakhov, “Mathematical model of LoRaWAN channel access with capture effect,” in *2017 IEEE 28th Annual International Symposium on Personal, Indoor, and Mobile Radio Communications (PIMRC)*, pp. 1–5, 2017.
- [136] D. Bankov, E. Khorov, and A. Lyakhov, “Mathematical model of LoRaWAN channel access,” in *2017 IEEE 18th International Symposium on a World of Wireless, Mobile and Multimedia Networks (WoWMoM)*, pp. 1–3, 2017.
- [137] A. Hoeller, R. D. Souza, O. L. Alcaraz López, H. Alves, M. de Noronha Neto, and G. Brante, “Analysis and Performance Optimization of LoRa Networks With Time and Antenna Diversity,” *IEEE Access*, vol. 6, pp. 32820–32829, 2018.
- [138] M. Capuzzo, D. Magrin, and A. Zanella, “Confirmed traffic in LoRaWAN: Pitfalls and countermeasures,” in *2018 17th Annual Mediterranean Ad Hoc Networking Workshop (Med-Hoc-Net)*, pp. 1–7, 2018.
- [139] F. H. Khan and M. Portmann, “Experimental Evaluation of LoRaWAN in NS-3,” in *2018 28th International Telecommunication Networks and Applications Conference (ITNAC)*, pp. 1–8, 2018.
- [140] T. Elshabrawy and J. Robert, “Capacity Planning of LoRa Networks With Joint Noise-Limited and Interference-Limited Coverage Considerations,” *IEEE Sensors Journal*, vol. 19, no. 11, pp. 4340–4348, 2019.
- [141] N. E. Rachkidy, A. Guitton, and M. Kaneko, “Decoding Superposed LoRa Signals,” in *2018 IEEE 43rd Conference on Local Computer Networks (LCN)*, pp. 184–190, 2018.
- [142] U. Noreen, L. Clavier, and A. Bounceur, “LoRa-like CSS-based PHY layer, Capture Effect and Serial Interference Cancellation,” in *European Wireless 2018; 24th European Wireless Conference*, pp. 1–6, 2018.
- [143] B. Laporte-Fauret, M. A. Ben Temim, G. Ferre, D. Dallet, B. Minger, and L. Fuché, “An Enhanced LoRa-Like Receiver for the Simultaneous Reception of Two Interfering Signals,” in *2019 IEEE 30th Annual International Symposium on Personal, Indoor and Mobile Radio Communications (PIMRC)*, pp. 1–6, 2019.
- [144] A. A. Tesfay, E. P. Simon, G. Ferre, and L. Clavier, “Serial Interference Cancellation for Improving uplink in LoRa-like Networks,” in *2020 IEEE 31st Annual International Symposium on Personal, Indoor and Mobile Radio Communications*, pp. 1–6, 2020.
- [145] A. A. Tesfay, E. P. Simon, I. Nevat, and L. Clavier, “Multiuser detection for downlink communication in lora-like networks,” *IEEE Access*, vol. 8, pp. 199001–199015, 2020.
- [146] M. A. B. Temim, G. Ferré, R. Tajan, and B. Laporte-Fauret, “A Novel Approach to Process the Multiple Reception of Non-Orthogonal LoRa-Like Signals,” in *ICC 2020 - 2020 IEEE International Conference on Communications (ICC)*, pp. 1–6, 2020.
- [147] G. FERRÉ, B. Laporte-Fauret, and M. A. BEN TEMIM, “A Downlink Non Orthogonal Multiple Access for Chirp Spread Spectrum Communications,” in *2020 IEEE Latin-American Conference on Communications (LATINCOM)*, pp. 1–6, 2020.

- [148] D. Garlisi, S. Mangione, F. Giuliano, D. Croce, G. Garbo, and I. Tinnirello, "Interference Cancellation for LoRa Gateways and Impact on Network Capacity," *IEEE Access*, vol. 9, pp. 128133–128146, 2021.
- [149] J. Tapparel, M. Xhonneux, D. Bol, J. Louveaux, and A. Burg, "Enhancing the Reliability of Dense LoRaWAN Networks With Multi-User Receivers," *IEEE Open Journal of the Communications Society*, vol. 2, pp. 2725–2738, 2021.
- [150] Z. Wang, L. Kong, K. Xu, L. He, K. Wu, and G. Chen, "Online Concurrent Transmissions at LoRa Gateway," in *IEEE INFOCOM 2020 - IEEE Conference on Computer Communications*, pp. 2331–2340, 2020.
- [151] X. Xia, Y. Zheng, and T. Gu, "FTrack: Parallel Decoding for LoRa Transmissions," *IEEE/ACM Transactions on Networking*, vol. 28, pp. 2573–2586, dec 2020.
- [152] J. M. De Souza Sant'Ana, A. Hoeller, R. D. Souza, H. Alves, and S. Montejo-Sanchez, "LoRa performance analysis with superposed signal decoding," *IEEE Wireless Communications Letters*, vol. 9, pp. 1865–1868, nov 2020.
- [153] X. Wang, L. Kong, L. He, and G. Chen, "mLoRa: A Multi-Packet Reception Protocol in LoRa networks," in *2019 IEEE 27th International Conference on Network Protocols (ICNP)*, pp. 1–11, 2019.
- [154] M. A. Ben Temim, G. Ferré, B. Laporte-Fauret, D. Dallet, B. Minger, and L. Fuché, "An Enhanced Receiver to Decode Superposed LoRa-Like Signals," *IEEE Internet of Things Journal*, vol. 7, no. 8, pp. 7419–7431, 2020.
- [155] S. M. R. Islam, N. Avazov, O. A. Dobre, and K.-s. Kwak, "Power-Domain Non-Orthogonal Multiple Access (NOMA) in 5G Systems: Potentials and Challenges," *IEEE Communications Surveys Tutorials*, vol. 19, no. 2, pp. 721–742, 2017.
- [156] X. Xia, Y. Zheng, and T. Gu, "FTrack: Parallel Decoding for LoRa Transmissions," in *Proceedings of the 17th Conference on Embedded Networked Sensor Systems, SenSys '19*, (New York, NY, USA), p. 192–204, Association for Computing Machinery, 2019.
- [157] O. Georgiou, C. Psomas, and I. Krikidis, "Coverage Scalability Analysis of Multi-Cell LoRa Networks," in *ICC 2020 - 2020 IEEE International Conference on Communications (ICC)*, pp. 1–7, 2020.
- [158] M. Haenggi, *Stochastic geometry for wireless networks*. Cambridge University Press, 2012.
- [159] Y. Yu, L. Mroueh, D. Duchemin, C. Goursaud, G. Vivier, J.-M. Gorce, and M. Terré, "Adaptive Multi-Channels Allocation in LoRa Networks," *IEEE Access*, vol. 8, pp. 214177–214189, 2020.
- [160] R. Chevillon, G. Andrieux, and J. F. Diouris, "Coverage of LoRa links with a-stable modeled interfering underlying IoT networks," in *2021 Joint European Conference on Networks and Communications and 6G Summit, EuCNC/6G Summit 2021*, pp. 288–293, Institute of Electrical and Electronics Engineers Inc., jun 2021.
- [161] U. Coutaud, M. Heusse, and B. Tourancheau, "Adaptive Data Rate for Multiple Gateways LoRaWAN Networks," in *2020 16th International Conference on Wireless and Mobile Computing, Networking and Communications (WiMob)*, pp. 1–6, 2020.
- [162] C. Charilaou, S. Lavdas, A. Khalifeh, V. Vassiliou, and Z. Zinonos, "Firmware Update Using Multiple Gateways in LoRaWAN Networks," *Sensors*, vol. 21, no. 19, 2021.
- [163] Y. Sun, J. Chen, S. He, and Z. Shi, "High-Confidence Gateway Planning and Performance Evaluation of a Hybrid LoRa network," *IEEE Internet of Things Journal*, vol. 8, pp. 1071–1081, jan 2021.
- [164] D. Magrin, M. Capuzzo, A. Zanella, L. Vangelista, and M. Zorzi, "Performance Analysis of LoRaWAN in Industrial Scenarios," *IEEE Transactions on Industrial Informatics*, vol. 17, pp. 6241–6250, sep 2021.
- [165] Y. Bouazizi, F. Benkhelifa, and J. McCann, "Spatiotemporal Modelling of Multi-Gateway LoRa Networks with Imperfect SF Orthogonality," in *GLOBECOM 2020-2020 IEEE Global Communications Conference*, pp. 1–7, IEEE, 2020.
- [166] N. Aftab, S. A. R. Zaidi, and D. McLernon, "Scalability analysis of multiple LoRa gateways using stochastic geometry," *Internet of Things*, vol. 9, p. 100132, mar 2020.
- [167] F. Van den Abeele, J. Haxhibeqiri, I. Moerman, and J. Hoebeke, "Scalability analysis of large-scale LoRaWAN networks in ns-3," *IEEE Internet of Things Journal*, vol. 4, no. 6, pp. 2186–2198, 2017.
- [168] T. H. Nguyen, W. S. Jung, L. T. Tu, T. V. Chien, D. Yoo, and S. Ro, "Performance Analysis and Optimization of the Coverage Probability in Dual Hop LoRa Networks with Different Fading Channels," *IEEE Access*, vol. 8, pp. 107087–107102, 2020.
- [169] E. Bjornson, O. Ozdogan, and E. G. Larsson, "Intelligent Reflecting Surface Versus Decode-and-Forward: How Large Surfaces are Needed to Beat Relaying?," *IEEE Wireless Communications Letters*, vol. 9, no. 2, pp. 244–248, 2020.
- [170] C. Zheng, M. Egan, L. Clavier, G. W. Peters, and J.-M. Gorce, "Covula-Based Interference Models for IoT Wireless Networks," in *ICC 2019 - 2019 IEEE International Conference on Communications (ICC)*, pp. 1–6, 2019.
- [171] L. Alliance, "FUOTA Process Summary Technical Recommendation TR002 v1.0.0." Available online: [https://lora-alliance.org/resource\\_hub/fuota-process-summary-technical-recommendation-tr002-v1-0-0/](https://lora-alliance.org/resource_hub/fuota-process-summary-technical-recommendation-tr002-v1-0-0/). (Accessed: 12-0-2021).
- [172] T. Zhou, Y. Sun, S. He, Z. Shi, J. Chen, and Z. Tao, "Gateway Planning for Hybrid LoRa Networks," in *2019 International Conference on Internet of Things (iThings) and IEEE Green Computing and Communications (GreenCom) and IEEE Cyber, Physical and Social Computing (CPSCom) and IEEE Smart Data (SmartData)*, pp. 1071–1079, 2019.
- [173] M. S. Sim, M. Chung, D. Kim, J. Chung, D. K. Kim, and C.-B. Chae, "Nonlinear Self-Interference Cancellation for Full-Duplex Radios: From Link-Level and System-Level Performance Perspectives," *IEEE Communications Magazine*, vol. 55, no. 9, pp. 158–167, 2017.
- [174] E. Tanghe, W. Joseph, L. Verloock, L. Martens, H. Capoen, K. Van Herwegen, and W. Vantomme, "The industrial indoor channel: large-scale and temporal fading at 900, 2400, and 5200 MHz," *IEEE Transactions on Wireless Communications*, vol. 7, no. 7, pp. 2740–2751, 2008.
- [175] L. H. Shen, C. H. Wu, W. C. Su, and K. T. Feng, "Analysis and Implementation for Traffic-Aware Channel Assignment and Contention Scheme in LoRa-Based IoT Networks," *IEEE Internet of Things Journal*, vol. 8, pp. 11368–11383, jul 2021.
- [176] P. Kumari, H. P. Gupta, and T. Dutta, "A Nodes Scheduling Approach for Effective Use of Gateway in Dense LoRa Networks," in *ICC 2020 - 2020 IEEE International Conference on Communications (ICC)*, pp. 1–6, 2020.
- [177] A. Khalifeh, S. Shraideh, and K. A. Darabkh, "Joint Channel and Spreading Factor Selection Algorithm for LoRaWAN Based Networks," in *2020 International Conference on UK-China Emerging Technologies (UCET)*, pp. 1–4, 2020.
- [178] A. Kaburaki, K. Adachi, O. Takyu, M. Ohta, and T. Fujii, "Autonomous Decentralized Traffic Control Using Q-Learning in LPWAN," *IEEE Access*, vol. 9, pp. 93615–93661, 2021.
- [179] D. Xu, X. Chen, N. Zhang, N. Ding, J. Zhang, D. Fang, and T. Gu, "Cantor: Improving Goodput in LoRa Concurrent Transmission," *IEEE Internet of Things Journal*, vol. 8, pp. 1519–1532, feb 2021.
- [180] N. Chinchilla-Romero, J. Navarro-Ortiz, P. Muñoz, and P. Ameigeiras, "Collision avoidance resource allocation for LoRaWAN," *Sensors (Switzerland)*, vol. 21, pp. 1–19, feb 2021.
- [181] S. Byeon and J. Kim, "PcLoRa: Point-coordinating LoRa with new Channel Structure for massive, reliable and low-latency IoT," in *2020 International Conference on Information Networking (ICOIN)*, pp. 596–601, 2020.
- [182] F. Baccelli and B. Błaszczyszyn, *Stochastic geometry and wireless networks*, vol. 1. Now Publishers Inc, 2009.
- [183] J. G. Andrews, A. K. Gupta, and H. S. Dhillon, "A primer on cellular network analysis using stochastic geometry," *arXiv preprint arXiv:1604.03183*, 2016.
- [184] G. Zhu, C.-H. Liao, T. Sakdejayont, I.-W. Lai, Y. Narusue, and H. Morikawa, "Improving the Capacity of a Mesh LoRa Network by Spreading-Factor-Based Network Clustering," *IEEE Access*, vol. 7, pp. 21584–21596, 2019.
- [185] S.-Y. Liew, C.-K. Tan, M.-L. Gan, and H. G. Goh, "A Fast, Adaptive, and Energy-Efficient Data Collection Protocol in Multi-Channel-Multi-Path Wireless Sensor Networks," *IEEE Computational Intelligence Magazine*, vol. 13, no. 1, pp. 30–40, 2018.
- [186] M. Asad Ullah, J. Iqbal, A. Hoeller, R. D. Souza, and H. Alves, "K-means spreading factor allocation for large-scale LoRa networks," *Sensors*, vol. 19, no. 21, p. 4723, 2019.
- [187] J. M. Valtorta, A. Martino, F. Cuomo, and D. Garlisi, "A clustering approach for profiling LoRaWAN IOT devices," *Lecture Notes in Computer Science (including subseries Lecture Notes in Artificial Intelligence and Lecture Notes in Bioinformatics)*, vol. 11912 LNCS, pp. 58–74, 2019.
- [188] M. O. Farooq, "Clustering-Based Layering Approach for Uplink Multi-Hop Communication in LoRa Networks," *IEEE Networking Letters*, vol. 2, pp. 132–135, jun 2020.
- [189] A. Djoudi, R. Zitouni, N. Zangar, and L. George, "Reconfiguration of LoRa Networks Parameters using Fuzzy C-Means Clustering," in *2020 International Symposium on Networks, Computers and Communications (ISNCC)*, pp. 1–6, 2020.

- [190] M. Alenezi, K. K. Chai, A. S. Alam, Y. Chen, and S. Jimaa, "Unsupervised learning clustering and dynamic transmission scheduling for efficient dense LoRaWAN networks," *IEEE Access*, vol. 8, pp. 191495–191509, 2020.
- [191] M. S. A. Muthanna, P. Wang, M. Wei, A. Rafiq, and N. N. Josbert, "Clustering optimization of LoRa networks for perturbed ultra-dense IoT networks," *Information (Switzerland)*, vol. 12, pp. 1–22, feb 2021.
- [192] S. Gupta and I. Snigdh, "Clustering in LoRa Networks, an Energy-Conserving Perspective," *Wireless Personal Communications*, vol. 122, no. 1, pp. 197–210, 2022.
- [193] C. H. Liao, G. Zhu, D. Kuwabara, M. Suzuki, and H. Morikawa, "Multi-Hop LoRa Networks Enabled by Concurrent Transmission," *IEEE Access*, vol. 5, pp. 21430–21446, sep 2017.
- [194] S. Dawaliby, A. Bradai, and Y. Pousset, "Network Slicing Optimization in Large Scale LoRa Wide Area Networks," in *2019 IEEE Conference on Network Softwarization (NetSoft)*, pp. 72–77, 2019.
- [195] X. Jiang, H. Zhang, E. A. Barsallo Yi, N. Raghunathan, C. Mousoulis, S. Chaterji, D. Peroulis, A. Shakouri, and S. Bagchi, "Hybrid Low-Power Wide-Area Mesh Network for IoT Applications," *IEEE Internet of Things Journal*, vol. 8, pp. 901–915, jan 2021.
- [196] A. Demytyev, S. Hodges, S. Taylor, and J. Smith, "Power consumption analysis of Bluetooth Low Energy, ZigBee and ANT sensor nodes in a cyclic sleep scenario," in *2013 IEEE International Wireless Symposium (IWS)*, pp. 1–4, 2013.
- [197] R. Nelson and L. Kleinrock, "The Spatial Capacity of a Slotted ALOHA Multihop Packet Radio Network with Capture," *IEEE Transactions on Communications*, vol. 32, no. 6, pp. 684–694, 1984.
- [198] C. Pham, "Investigating and experimenting CSMA channel access mechanisms for LoRa IoT networks," in *2018 IEEE Wireless Communications and Networking Conference (WCNC)*, pp. 1–6, 2018.
- [199] T.-H. To and A. Duda, "Simulation of LoRa in NS-3: Improving LoRa performance with CSMA," in *2018 IEEE International Conference on Communications (ICC)*, pp. 1–7, 2018.
- [200] A. Ksentini and P. A. Frangoudis, "On extending ETSI MEC to support LoRa for efficient IoT Application Deployment at the Edge," *IEEE Communications Standards Magazine*, vol. 4, no. 2, pp. 57–63, 2020.
- [201] S. Ahsan, S. A. Hassan, A. Adeel, and H. K. Qureshi, "Improving Channel Utilization of LoRaWAN by using Novel Channel Access Mechanism," in *2019 15th International Wireless Communications Mobile Computing Conference (IWCMC)*, pp. 1656–1661, 2019.
- [202] M. El-Aasser, R. Badawi, M. Ashour, and T. Elshabrawy, "Examining Carrier Sense Multiple Access to Enhance LoRa IoT Network Performance for Smart City Applications," in *2019 IEEE 9th International Conference on Consumer Electronics (ICCE-Berlin)*, pp. 168–173, 2019.
- [203] A. Gamage, J. Liando, C. Gu, R. Tan, M. Li, and O. Seller, "LMAC: Efficient carrier-sense multiple access for LoRa," *ACM Transactions on Sensor Networks*, vol. 19, no. 2, pp. 1–27, 2023.
- [204] M. O'Kennedy, T. Niesler, R. Wolhuter, and N. Mitton, "Practical evaluation of carrier sensing for a LoRa wildlife monitoring network," in *2020 IFIP Networking Conference (Networking)*, pp. 614–618, 2020.
- [205] M. S. A. Muthanna, P. Wang, M. Wei, A. Abuarqoub, A. Alzu'bi, and H. Gull, "Cognitive control models of multiple access IoT networks using LoRa technology," *Cognitive Systems Research*, vol. 65, pp. 62–73, jan 2021.
- [206] C. Pham and M. Ehsan, "Dense deployment of LoRa networks: Expectations and limits of channel activity detection and capture effect for radio channel access," *Sensors (Switzerland)*, vol. 21, pp. 1–21, feb 2021.
- [207] M. Mroue, A. Nasser, B. Parrein, A. Mansour, C. Zaki, and E. Motta Cruz, "ESco: Eligibility score-based strategy for sensors selection in CR-IoT: Application to LoRaWAN," *Internet of Things*, vol. 13, p. 100362, mar 2021.
- [208] L. Beltramelli, A. Mahmood, P. Osterberg, and M. Gidlund, "LoRa beyond ALOHA: An Investigation of Alternative Random Access Protocols," *IEEE Transactions on Industrial Informatics*, vol. 17, pp. 3544–3554, feb 2021.
- [209] N. El Rachkidy, A. Guitton, and M. Kaneko, "Collision Resolution Protocol for Delay and Energy Efficient LoRa Networks," *IEEE Transactions on Green Communications and Networking*, vol. 3, no. 2, pp. 535–551, 2019.
- [210] D. Zorbas and X. Fafoutis, "Time-Slotted LoRa Networks: Design Considerations, Implementations, and Perspectives," *IEEE Internet of Things Magazine*, vol. 4, pp. 84–89, dec 2020.
- [211] J. Finnegan, R. Farrell, and S. Brown, "Lightweight Timeslot Scheduling Through Periodicity Detection for Increased Scalability of LoRaWAN," in *2020 IEEE 21st International Symposium on "A World of Wireless, Mobile and Multimedia Networks" (WoWMoM)*, pp. 8–15, 2020.
- [212] N. E. Rachkidy, M. Kaneko, and A. Guitton, "Generalized Slotted MAC protocol exploiting LoRa Signal Collisions," in *2020 IEEE 31st Annual International Symposium on Personal, Indoor and Mobile Radio Communications*, pp. 1–7, 2020.
- [213] L. Beltramelli, A. Mahmood, P. Ferrari, P. Osterberg, M. Gidlund, and E. Sisinni, "Synchronous LoRa Communication by Exploiting Large-Area Out-of-Band Synchronization," *IEEE Internet of Things Journal*, vol. 8, pp. 7912–7924, dec 2021.
- [214] D. Zorbas, K. Abdelfadeel, P. Kotzanikolaou, and D. Pesch, "TS-LoRa: Time-slotted LoRaWAN for the Industrial Internet of Things," *Computer Communications*, vol. 153, pp. 1–10, mar 2020.
- [215] P. Maurya, A. Singh, and A. A. Kherani, "Design LoRaWAN Network For Unbiased Communication Between Nodes and Gateway," in *2022 14th International Conference on COMMUNICATION SYSTEMS NETWORKS (COMSNETS)*, pp. 581–589, 2022.
- [216] C. Garrido-Hidalgo, J. Haxhibeqiri, B. Moons, J. Hoebeke, T. Olivares, F. J. Ramirez, and A. Fernandez-Caballero, "LoRaWAN Scheduling: From Concept to Implementation," *IEEE Internet of Things Journal*, vol. 8, pp. 12919–12933, aug 2021.
- [217] T. Polonelli, D. Brunelli, and L. Benini, "Slotted ALOHA overlay on LoRaWAN - A Distributed Synchronization Approach," in *2018 IEEE 16th International Conference on Embedded and Ubiquitous Computing (EUC)*, pp. 129–132, 2018.
- [218] R. Fernandes, M. Luis, and S. Sargento, "Large-Scale LoRa Networks: A Mode Adaptive Protocol," *IEEE Internet of Things Journal*, vol. 8, pp. 13487–13502, sep 2021.
- [219] A. Triantafyllou, P. Sarigiannidis, T. Lagkas, I. D. Moscholios, and A. Sarigiannidis, "Leveraging fairness in LoRaWAN: A novel scheduling scheme for collision avoidance," *Computer Networks*, vol. 186, feb 2021.
- [220] D. Zorbas, C. Caillouet, K. A. Hassan, and D. Pesch, "Optimal data collection time in LoRa networks— a time-slotted approach," *Sensors (Switzerland)*, vol. 21, pp. 1–22, feb 2021.
- [221] F. A. Tondo, S. Montejo-Sánchez, M. E. Pellenz, S. Céspedes, and R. D. Souza, "Direct-to-Satellite IoT Slotted Aloha Systems with Multiple Satellites and Unequal Erasure Probabilities," *Sensors*, vol. 21, no. 21, 2021.
- [222] P. Techavijit, P. Sukchalerms, N. Wongphuangfuthaworn, A. Plodpai, S. Manuthasna, and S. Chivapreecha, "Internet Network in Space for Small Satellites: Concept and Experiments," *Sensors and Materials*, vol. 30, no. 10, pp. 2295–2311, 2018.
- [223] E. Bashir and M. Luštrek, "Low Power LoRa Transmission in Low Earth Orbiting Satellites," in *Intelligent Environments 2021: Workshop Proceedings of the 17th International Conference on Intelligent Environments*, vol. 29, p. 233, IOS Press, 2021.
- [224] T. Wu, D. Qu, and G. Zhang, "Research on LoRa Adaptability in the LEO Satellites Internet of Things," in *2019 15th International Wireless Communications Mobile Computing Conference (IWCMC)*, pp. 131–135, 2019.
- [225] A. A. Doroshkin, A. M. Zadorozhny, O. N. Kus, V. Y. Prokopyev, and Y. M. Prokopyev, "Experimental Study of LoRa Modulation Immunity to Doppler Effect in CubeSat Radio Communications," *IEEE Access*, vol. 7, pp. 75721–75731, 2019.
- [226] A. Doroshkin, A. Zadorozhny, O. Kus, V. Prokopyev, and Y. Prokopyev, "Laboratory testing of LoRa modulation for CubeSat radio communications," in *MATEC Web of Conferences*, vol. 158, p. 01008, EDP Sciences, EDP Sciences, 2018.
- [227] C. Cao and S. Zhai, "The influence of LEO satellite Doppler effect on LoRa modulation and its solution," *Journal of Physics: Conference Series*, vol. 1883, p. 012071, apr 2021.
- [228] C. Zhang, J. Chen, and D. Wang, "Development of Space-based IoT Gateway Based on ZYNQ SOC," in *2021 IEEE 6th International Conference on Intelligent Computing and Signal Processing, ICSP 2021*, pp. 1122–1125, Institute of Electrical and Electronics Engineers Inc., apr 2021.
- [229] L. Fernandez, J. A. Ruiz-De-Azua, A. Calveras, and A. Camps, "Assessing LoRa for satellite-to-earth communications considering the impact of ionospheric scintillation," *IEEE Access*, vol. 8, pp. 165570–165582, 2020.
- [230] I. Lapapan, W. Pa-in, V. Chotimanon, and P. Chodkaveekityada, "LoRa Multi-Channel Access Immunity to Doppler effect in CubeSat Radio Communication," in *Presented at the 2nd Innovation Aviation & Aerospace Industry-International Conference*, vol. 28, pp. 28–30, 2021.
- [231] J. A. Fraire, S. Henn, F. Dovis, R. Garello, and G. Taricco, "Sparse Satellite Constellation Design for LoRa-based Direct-to-Satellite In-

- ternet of Things,” in *2020 IEEE Global Communications Conference, GLOBECOM 2020 - Proceedings*, vol. 2020-Janua, Institute of Electrical and Electronics Engineers Inc., dec 2020.
- [232] P. Anantachaisilp, M. Muangkham, N. Punnigul, and M. Thammawichai, “Store and Forward CubeSat using LoRa Technology and Private LoRaWAN-Server,” in *the Small Satellite Conference*, 2020.
- [233] M. D. Ivansyah, E. Edwar, N. M. Adriansyah, H. H. Ryanu, and D. P. Setiawan, “Development of a CubeSat Single Channel LoRa Receiver Module for Space-based IoT Application,” *Journal of Measurements, Electronics, Communications, and Systems*, vol. 8, no. 1, p. 8, 2021.
- [234] N. Zalfani, S. Beldi, S. Lahouar, and K. Besbes, “Miniaturized Planar Meander Line Antenna for UHF CubeSat communication,” *Advances in Space Research*, dec 2021.
- [235] R. Suraj, S. Babu, D. Dalai, and B. S. Manoj, “DebriNet: An Opportunistic Software Defined Networking Framework over PSLV debris,” in *International Symposium on Advanced Networks and Telecommunication Systems, ANTS*, vol. 2019-December, 2019.
- [236] A. Perez, P. Fabregat, M. Badia, M. Sobrino, C. Molina, J. F. Munoz-Martin, L. Fernandez, L. Rayouar, and J. Ramos, “RITA: Requirements and Preliminary Design of an L-Band Microwave Radiometer, Optical Imager, and RFI detection payload for a 3U CubeSat,” in *International Geoscience and Remote Sensing Symposium (IGARSS)*, pp. 5986–5989, Institute of Electrical and Electronics Engineers Inc., sep 2020.
- [237] V. Y. Prokopyev, S. S. Bakanov, V. K. Bodrov, E. N. Chernodarov, A. A. Doroshkin, V. N. Gorev, A. Y. Kolesnikova, A. S. Kozlov, O. N. Kus, A. V. Melkov, A. A. Mitrokhin, A. A. Morsin, A. E. Nazarenko, I. V. Neskorodev, A. V. Pelemeshko, Y. M. Prokopyev, D. A. Romanov, A. M. Shilov, M. V. Shirokih, A. A. Sidorchuk, A. S. Styuf, and A. M. Zadorozhny, “NORBY CubeSat nanosatellite: Design challenges and the first flight data,” in *Journal of Physics: Conference Series*, vol. 1867, IOP Publishing Ltd, apr 2021.
- [238] I. F. Akyildiz and A. Kak, “The Internet of Space Things/CubeSats: A ubiquitous cyber-physical system for the connected world,” *Computer Networks*, vol. 150, pp. 134–149, feb 2019.
- [239] F. U. Khan, M. Awais, M. B. Rasheed, B. Masood, and Y. Y. Ghadi, “A Comparison of Wireless Standards in IoT for Indoor Localization Using LoPy,” *IEEE Access*, vol. 9, pp. 65925–65933, 2021.
- [240] Y. Lin, W. Dong, Y. Gao, and T. Gu, “SateLoc: a virtual fingerprinting approach to outdoor LoRa localization using satellite images,” in *Proceedings - 2020 19th ACM/IEEE International Conference on Information Processing in Sensor Networks, IPSN 2020*, pp. 13–24, Institute of Electrical and Electronics Engineers Inc., apr 2020.
- [241] T. Janssen, R. Berkvens, and M. Weyn, “Benchmarking RSS-based localization algorithms with LoRaWAN,” *Internet of Things*, vol. 11, p. 100235, sep 2020.
- [242] M. Aernouts, N. BniLam, R. Berkvens, and M. Weyn, “TDoA: A combination of TDoA and AoA localization with LoRaWAN,” *Internet of Things*, vol. 11, p. 100236, sep 2020.
- [243] D. Guo, C. Gu, L. Jiang, W. Luo, and R. Tan, “ILLOC: In-Hall Localization with Standard LoRaWAN Uplink Frames,” *Proc. ACM Interact. Mob. Wearable Ubiquitous Technol.*, vol. 6, mar 2022.
- [244] I. Demir, K. Koperski, D. Lindenbaum, G. Pang, J. Huang, S. Basu, F. Hughes, D. Tuia, and R. Raskar, “DeepGlobe 2018: A Challenge to Parse the Earth through Satellite Images,” *2018 IEEE/CVF Conference on Computer Vision and Pattern Recognition Workshops (CVPRW)*, Jun 2018.
- [245] M. Aernouts, R. Berkvens, K. Van Vlaenderen, and M. Weyn, “Sigfox and LoRaWAN Datasets for Fingerprint Localization in Large Urban and Rural Areas,” *Data*, vol. 3, no. 2, 2018.
- [246] M. Aernouts, N. BniLam, R. Berkvens, and M. Weyn, “Simulating a combination of TDoA and AoA localization for LoRaWAN,” in *International Conference on P2P, Parallel, Grid, Cloud and Internet Computing*, pp. 756–765, Springer, 2019.
- [247] Q. Liu, X. J. Bai, X. Gan, and S. Yang, “LoRa RTT Ranging Characterization and Indoor Positioning System,” *Wireless Communications and Mobile Computing*, vol. 2021, 2021.
- [248] N. Bnilam, D. Joosens, M. Aernouts, J. Steckel, and M. Weyn, “LoRay: AoA Estimation System for Long Range Communication Networks,” *IEEE Transactions on Wireless Communications*, vol. 20, pp. 2005–2018, mar 2021.
- [249] A. Vazquez-Rodas, F. Astudillo-Salinas, C. Sanchez, B. Arpi, and L. I. Minchala, “Experimental evaluation of RSSI-based positioning system with low-cost LoRa devices,” *Ad Hoc Networks*, vol. 105, aug 2020.
- [250] C. Bouras, A. Gkamas, V. Kokkinos, and N. Papachristos, “Geolocation analysis for Search And Rescue systems using LoRaWAN,” *International Journal of Communication Systems*, vol. 33, nov 2020.
- [251] L. Sciallo, A. Trotta, and M. D. Felice, “Design and performance evaluation of a LoRa-based mobile emergency management system (LOCATE),” *Ad Hoc Networks*, vol. 96, p. 101993, 2020.
- [252] G. M. Bianco, R. Giuliano, G. Marrocco, F. Mazzenga, and A. Mejia-Aguilar, “LoRa System for Search and Rescue: Path-Loss Models and Procedures in Mountain Scenarios,” *IEEE Internet of Things Journal*, vol. 8, no. 3, pp. 1985–1999, 2021.
- [253] F. U. Khan, A. N. Mian, and M. T. Mushtaq, “Experimental testbed evaluation of cell level indoor localization algorithm using Wi-Fi and LoRa protocols,” *Ad Hoc Networks*, vol. 125, p. 102732, 2022.
- [254] A. Lazaro, M. Lazaro, and R. Villarino, “Room-Level Localization System Based on LoRa Backscatters,” *IEEE Access*, vol. 9, pp. 16004–16018, 2021.
- [255] K.-H. Lam, C.-C. Cheung, and W.-C. Lee, “RSSI-Based LoRa Localization Systems for Large-Scale Indoor and Outdoor Environments,” *IEEE Transactions on Vehicular Technology*, vol. 68, no. 12, pp. 11778–11791, 2019.
- [256] Y. Etiabi, M. Jouhari, and E. M. Amhoud, “Spreading factor and rssi for localization in lora networks: A deep reinforcement learning approach,” *arXiv preprint arXiv:2205.11428*, 2022.
- [257] Y. Etiabi, M. Chafii, and E. M. Amhoud, “Federated Distillation based Indoor Localization for IoT Networks,” *arXiv preprint arXiv:2205.11440*, 2022.
- [258] Y. Etiabi, W. Njima, and E. M. Amhoud, “Federated Learning based Hierarchical 3D Indoor Localization,” *arXiv preprint arXiv:2303.00450*, 2023.
- [259] J. Liu, J. Gao, S. Jha, and W. Hu, “Seirios: Leveraging Multiple Channels for LoRaWAN Indoor and Outdoor Localization,” in *Proceedings of the 27th Annual International Conference on Mobile Computing and Networking, MobiCom '21*, (New York, NY, USA), p. 656–669, Association for Computing Machinery, 2021.
- [260] L. P. Fraile, S. Tsampas, G. Mylonas, and D. Amaxilatis, “A Comparative Study of LoRa and IEEE 802.15.4-Based IoT Deployments Inside School Buildings,” *IEEE Access*, vol. 8, pp. 160957–160981, 2020.
- [261] L. M. Feeney, C. Orfanidis, M. Jacobsson, and P. Gunningberg, “Preliminary Results on LoRaWAN and IEEE 802.15.4-SUN Interference,” in *Proceedings of the 16th ACM Conference on Embedded Networked Sensor Systems, SenSys '18*, (New York, NY, USA), p. 430–431, Association for Computing Machinery, 2018.
- [262] J. D. Trigo, H. Klaina, I. P. Gueembe, P. Lopez-Iturri, J. J. Astrain, A. V. Alejos, F. Falcone, and L. Serrano-Arriezu, “Patient Tracking in a Multi-Building, Tunnel-Connected Hospital Complex,” *IEEE Sensors Journal*, vol. 20, pp. 14453–14464, dec 2020.
- [263] J. L. Gallardo, M. A. Ahmed, and N. Jara, “LoRa IoT-Based Architecture for Advanced Metering Infrastructure in Residential Smart Grid,” *IEEE Access*, vol. 9, pp. 124295–124312, 2021.
- [264] H. Klaina, I. P. Gueembe, P. Lopez-Iturri, J. J. Astrain, L. Azpilicueta, O. Aghzout, A. V. Alejos, and F. Falcone, “Aggregator to Electric Vehicle LoRaWAN Based Communication Analysis in Vehicle-to-Grid Systems in Smart Cities,” *IEEE Access*, vol. 8, pp. 124688–124701, 2020.
- [265] F. Pereira, S. I. Lopes, N. B. Carvalho, and A. Curado, “RNProbe: A LoRa-enabled IoT edge device for integrated radon risk management,” *IEEE Access*, vol. 8, pp. 203488–203502, 2020.
- [266] J. P. Lousado and S. Antunes, “Monitoring and support for elderly people using LoRa communication technologies: IoT concepts and applications,” *Future Internet*, vol. 12, pp. 1–30, nov 2020.
- [267] A. E. Ferreira, F. M. Ortiz, L. H. M. Costa, B. Foubert, I. Amadou, and N. Mitton, “A study of the LoRa signal propagation in forest, urban, and suburban environments,” *Annales des Telecommunications/Annals of Telecommunications*, vol. 75, pp. 333–351, aug 2020.
- [268] M. O. Ojo, D. Adami, and S. Giordano, “Experimental evaluation of a LoRa wildlife monitoring network in a forest vegetation area,” *Future Internet*, vol. 13, no. 5, 2021.
- [269] L. Gallego Manzano, H. Boukabache, S. D. N. Heracleous, F. Murtas, D. Perrin, V. Pirc, A. Ribagorda Alfaro, A. Zimmaro, and M. Silari, “An IoT LoRaWAN Network for environmental radiation monitoring,” *IEEE Transactions on Instrumentation and Measurement*, 2021.
- [270] A. Fort, E. Landi, M. Mugnaini, L. Parri, A. Pozzebon, and V. Vignoli, “A LoRaWAN Carbon Monoxide Measurement System with Low-Power Sensor Triggering for the Monitoring of Domestic and Industrial Boilers,” *IEEE Transactions on Instrumentation and Measurement*, vol. 70, 2021.
- [271] C. Jiang, J. Xie, J. Zhao, and X. Zhang, “A novel high-voltage transmission line joint temperature monitoring system using hybrid communication networks,” *IEEE Access*, vol. 9, pp. 109478–109487, 2021.

- [272] O. H. Kombo, S. Kumaran, and A. Bovim, "Design and Application of a Low-cost, Low-Power, LoRa-GSM, IoT Enabled System for Monitoring of Groundwater Resources with Energy Harvesting Integration," *IEEE Access*, vol. 9, pp. 128417–128433, 2021.
- [273] G. Di Renzone, S. Parrino, G. Peruzzi, A. Pozzebon, and D. Bertoni, "LoRaWAN Underground to Aboveground Data Transmission Performances for Different Soil Compositions," *IEEE Transactions on Instrumentation and Measurement*, vol. 70, 2021.
- [274] G. R. Zibetti, J. A. Wickboldt, and E. P. de Freitas, "Context-Aware Environment Monitoring to Support LPWAN-based Battlefield Applications," *CoRR*, vol. abs/2108.02281, 2021.