

Shocks and solitary waves in series connected discrete Josephson transmission lines

Eugene Kogan^{1,*}

¹*Jack and Pearl Resnick Institute, Department of Physics, Bar-Ilan University, Ramat-Gan 52900, Israel*
(Dated: March 1, 2022)

We analytically study shocks and solitary waves in the discrete Josephson transmission line (JTTL), constructed from Josephson junctions (JJs) and ground capacitors. Our approach is based on the quasi-continuum approximation, which we discuss in details. We find both the profiles of the waves, and their propagation velocities. We also study the effects of the shunting capacitors and of the resistors on the waves profiles. We find that the resistors shunting the JJs and/or in series with the ground capacitors lead to the existence of shock waves of more general type than those existing in the lossless JTTL. We suggest the generalized quasi-continuum approximation.

PACS numbers:

I. INTRODUCTION

The concept that in a nonlinear wave propagation system the various parts of the wave travel with different velocities, and that wave fronts (or tails) can sharpen into shock waves, is deeply imbedded in the classical theory of fluid dynamics¹. The methods developed in that field can be profitably used to study signal propagation in nonlinear transmission lines^{2–11}. In the early studies of shock waves in transmission lines, the origin of the nonlinearity was due to nonlinear capacitance in the circuit^{12–14}.

Interesting and potentially important examples of nonlinear transmission lines are circuits containing Josephson junctions (JJs)¹⁵ - Josephson transmission lines (JTTLs)^{16–19}. The unique nonlinear properties of JTTLs allow to construct soliton propagators, microwave oscillators, mixers, detectors, parametric amplifiers, and analog amplifiers^{17–19}.

Transmission lines formed by JJs connected in series were studied beginning from 1990s, though much less than transmission lines formed by JJs connected in parallel²⁰. However, the former began to attract quite a lot of attention recently^{21–28}, especially in connection with possible JTTL traveling wave parametric amplification^{29–31}.

In our previous publication³² we studied the propagation of shock waves in the discrete JTTLs with resistive elements. The emphasis of that paper was analysis of the influence of the resistive elements on the width (and the shape) of the shocks. Now we want to analyse the structure of the shocks and solitary waves in the dissipationless JTTL. We improve the continuum approximation used previously, thus taking into account the intrinsic dispersion of the discrete JTTL.

The rest of the paper is constructed as follows. In Section II we formulate quasi-continuum approximation for the equations describing discrete lossless JTTL. These equations are solved in Section III for the case of shock and solitary waves. In Section IV we rigorously justify the quasi-continuum approximation for the shock and solitary waves in certain limiting cases. In Section V we discuss the effect of the shunting capacitors and resistive

elements on the shock and solitary waves propagation in the discrete JTTL. Application of the results obtained in the paper and opportunities for their generalization are very briefly discussed in Section VI. We conclude in Section VII. In the Appendix we illustrate the advantage of the quasi-continuum approximation over the continuum one. The Appendix B formulates the generalized quasi-continuum approximation, by introducing the appropriate integral operator.

II. QUASI-CONTINUUM APPROXIMATION FOR THE DISCRETE JOSEPHSON TRANSMISSION LINE

Consider the dissipationless model of JTTL constructed from identical JJs and capacitors, which is shown on Fig. 1. We take as dynamical variables the phase differences

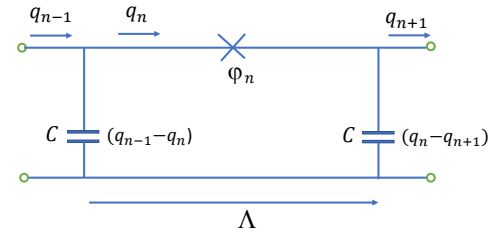


FIG. 1: Discrete JTTL.

φ_n across the JJs and the charges q_n which have passed through the JJs. The circuit equations are

$$\frac{\hbar}{2e} \frac{d\varphi_n}{dt} = \frac{1}{C} (q_{n+1} - 2q_n + q_{n-1}) , \quad (1a)$$

$$\frac{dq_n}{dt} = I_c \sin \varphi_n , \quad (1b)$$

where C is the ground capacitor, and I_c is the critical current of the JJ. Differentiating Eq. (1a) with respect

to t and substituting dq_n/dt from Eq. (1b), we obtain closed equation for φ_n ³²⁻³⁵

$$L_J C \frac{d^2 \varphi_n}{dt^2} = \sin \varphi_{n+1} - 2 \sin \varphi_n + \sin \varphi_{n-1}, \quad (2)$$

where $L_J = \hbar/(2eI_c)$.

Treating φ as a function of the continuous variable z , we can write down the r.h.s. of Eq. (2) as

$$\text{r.h.s.} = \Lambda^2 \frac{\partial^2 \sin \varphi}{\partial z^2} + \frac{\Lambda^4}{12} \frac{\partial^4 \sin \varphi}{\partial z^4} + \frac{\Lambda^6}{360} \frac{\partial^6 \sin \varphi}{\partial z^6} + \dots, \quad (3)$$

where Λ is the period of the line. In this paper we will truncate the expansion, taking into account only the first two terms of the expansion, thus obtaining Eq. (3) in the form

$$\frac{L_J C}{\Lambda^2} \frac{\partial^2 \varphi}{\partial t^2} = \frac{\partial^2 \sin \varphi}{\partial z^2} + \frac{\Lambda^2}{12} \frac{\partial^4 \sin \varphi}{\partial z^4}. \quad (4)$$

We will call such truncation the quasi-continuum approximation. To illustrate the approximation, we apply it in the Appendix to the signalling problem for the transmission line with linear inductances instead of the JJs, and analyse how well it reproduces the exact analytical solution, which can be found in that case.

Looking for the running wave solution of Eq. (4) in the form $\varphi(z, t) = \varphi(x)$, where $x = Vt - z$, we obtain an ordinary differential equation

$$\frac{\Lambda^2}{12} \frac{d^4 \sin \varphi}{dx^4} + \frac{d^2 \sin \varphi}{dx^2} - \bar{V}^2 \frac{d^2 \varphi}{dx^2} = 0, \quad (5)$$

where $\bar{V}^2 \equiv V^2 L_J C / \Lambda^2$.

III. SHOCKS AND SOLITARY WAVES

A. Newtonian equation

We are interested in the propagation of waves characterised by the boundary conditions

$$\lim_{x \rightarrow -\infty} \varphi = \varphi_2, \quad \lim_{x \rightarrow +\infty} \varphi = \varphi_1 \quad (6)$$

Integrating Eq. (5) with respect to x twice, we obtain

$$\frac{\Lambda^2}{12} \frac{d^2 \sin \varphi}{dx^2} = -\sin \varphi + \bar{V}^2 \varphi + F, \quad (7)$$

where F is the constant of integration (the other constant of integration is equal to zero because of the boundary conditions). We can think about x as time and about $\sin \varphi$ as coordinate of the fictitious particle, thus considering (7) as the Newtonian equation. The problem of finding the profile of the wave is reduced to studying the motion of the particle which is at rest both initially at $x \rightarrow -\infty$ and finally at $x \rightarrow +\infty$.

Going in Eq. (5) to the limits $x \rightarrow +\infty$ and $x \rightarrow -\infty$, we obtain

$$\bar{V}^2 \varphi_1 = \sin \varphi_1 - F, \quad (8a)$$

$$\bar{V}^2 \varphi_2 = \sin \varphi_2 - F. \quad (8b)$$

Solving (8) relative to \bar{V}^2 and F we obtain³²

$$\bar{V}^2 = \bar{V}_{sh}^2(\varphi_1, \varphi_2) \equiv \frac{\sin \varphi_2 - \sin \varphi_1}{\varphi_2 - \varphi_1}, \quad (9a)$$

$$F = \frac{\varphi_2 \sin \varphi_1 - \varphi_1 \sin \varphi_2}{\varphi_2 - \varphi_1}. \quad (9b)$$

Multiplying Eq. (7) by $d \sin \varphi / dx$ and integrating once again we obtain

$$\frac{\Lambda^2}{24} \left(\frac{d \sin \varphi}{dx} \right)^2 + \Pi(\sin \varphi) = 0, \quad (10)$$

where

$$\Pi(\sin \varphi) = \frac{1}{2} \sin^2 \varphi - \bar{V}^2 (\varphi \sin \varphi + \cos \varphi) - F \sin \varphi - E, \quad (11)$$

where E is another constant of integration.

The motion in question either connects two maxima of equal height of the "potential energy" $\Pi(\sin \varphi)$ at $\sin \varphi_1$ and at $\sin \varphi_2$, or starts from a maximum at $\sin \varphi_1$ and returns there, after reflection from a potential wall. In both cases $E = \Pi(\sin \varphi_1)$.

In the first case the solution describes the shock wave, in the second - the solitary wave. Introducing the term "shock wave" we actually jumped ahead and took into account that the length scale at which φ changes substantially for the solution in question will be shown to be of order of Λ , which is a "microscopical" length in our case. (The same will be true for the solitary wave.)

B. Shock wave

In this case from equal height of the maxima follows

$$\varphi_2 = -\varphi_1, \quad (12a)$$

$$\bar{V}^2 = \bar{V}_{sh}^2(\varphi_1, -\varphi_1) = \frac{\sin \varphi_1}{\varphi_1}, \quad (12b)$$

$$F = 0, \quad (12c)$$

and for the "potential energy" we obtain

$$\begin{aligned} \Pi(\sin \varphi) &= \frac{1}{2} (\sin \varphi - \sin \varphi_1)^2 \\ &- \frac{\sin \varphi_1}{\varphi_1} [(\varphi - \varphi_1) \sin \varphi + \cos \varphi - \cos \varphi_1] \end{aligned} \quad (13)$$

Equation (13) and the results of integration of Eq. (10) for this "potential energy" are graphically presented on Figs. 2, and 3.

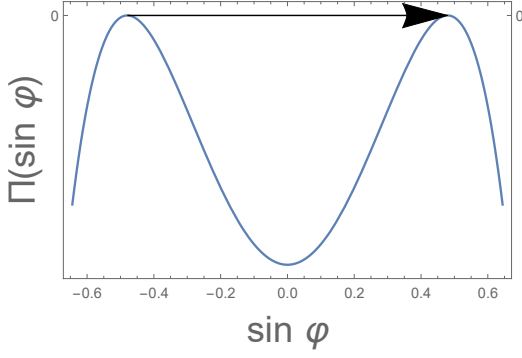


FIG. 2: The "potential energy" (13). We have chosen $\varphi_1 = .5$.

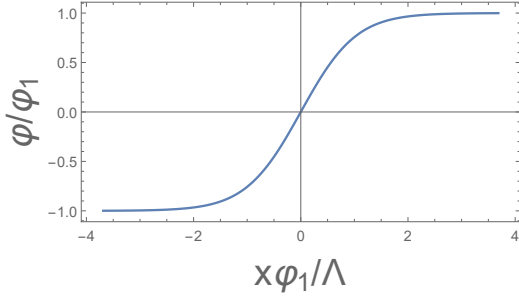


FIG. 3: The shock wave profile calculated according to Eq. (10). We have chosen $\varphi_1 = .5$.

Consider specifically the limiting case $|\varphi_1| \ll 1$. Expanding the "potential energy" with respect to φ and φ_1 and keeping only the lowest order terms we obtain the approximation to Eq. (10) in the form

$$\Lambda^2 \left(\frac{d\varphi}{dx} \right)^2 = (\varphi_1^2 - \varphi^2)^2. \quad (14)$$

The solution of Eq. (14) is

$$\varphi(x) = \pm \varphi_1 \tanh \frac{\varphi_1 x}{\Lambda}, \quad (15)$$

where plus/minus signs correspond to two solutions: plus - with negative φ_1 , and minus - with positive φ_1 . Equations (15) and Eq. (12b), expanded in series with respect to φ_1 and truncated after the first two terms $\bar{V}_{sh}^2(\varphi_1 - \varphi_1) = 1 - \frac{\varphi_1^2}{6}$, coincide with those obtained by Katayama et al.³⁵.

C. Solitary wave

For a solitary wave two equations of (8) become one equation. As an additional parameter we take the maximally different from φ_1 value of φ , which we will designate as φ_0 . This brings another equation, and \bar{V}^2 and F

are found from the system

$$\bar{V}^2 \varphi_1 = \sin \varphi_1 - F, \quad (16a)$$

$$\Pi(\sin \varphi_0) = 0. \quad (16b)$$

Solving (16) we obtain the velocity

$$\bar{V}_{sol}^2(\varphi_0, \varphi_1) = \frac{(\sin \varphi_0 - \sin \varphi_1)^2}{2[(\varphi_0 - \varphi_1) \sin \varphi_0 + \cos \varphi_0 - \cos \varphi_1]}, \quad (17)$$

and the "potential energy"

$$\begin{aligned} \Pi(\sin \varphi) = & \frac{1}{2} (\sin \varphi - \sin \varphi_1)^2 - \bar{V}_{sol}^2(\varphi_0, \varphi_1) \\ & \cdot [(\varphi - \varphi_1) \sin \varphi + \cos \varphi - \cos \varphi_1]. \end{aligned} \quad (18)$$

Equation (18) is graphically presented on Fig. 4,

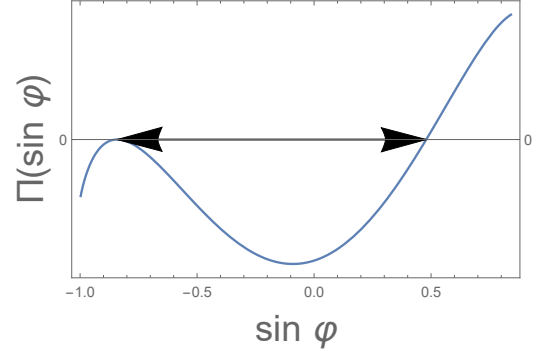


FIG. 4: The "potential energy" (18). We have chosen $\varphi_1 = -1.0$, and $\varphi_0 = .5$.

Considering the limiting case $|\varphi_1|, |\varphi_0| \ll 1$, expanding Eq. (18) with respect to all the phases and keeping only the lowest order terms we obtain Eq. (10) in the form

$$\Lambda^2 \left(\frac{d\varphi}{dx} \right)^2 = (\varphi - \varphi_1)^2 (\varphi - \varphi_0) (\varphi + 2\varphi_1 + \varphi_0). \quad (19)$$

Equation (19) can be integrated in elementary functions and we obtain

$$\begin{aligned} & \sqrt{\frac{(3\varphi_1 + \varphi_0)(\varphi - \varphi_0)}{(\varphi + 2\varphi_1 + \varphi_0)(\varphi_1 - \varphi_0)}} \\ & = \tanh \frac{\sqrt{(3\varphi_1 + \varphi_0)(\varphi_1 - \varphi_0)}|x|}{2\Lambda}. \end{aligned} \quad (20)$$

Equation (20) is graphically presented on Fig. 5.

In an another limiting case $|\varphi_1 - \varphi_0| \ll |\varphi_1|$, Eq. (10) takes the form

$$\Lambda^2 \left(\frac{d\varphi}{dx} \right)^2 = 4 \tan \varphi_1 \cdot (\varphi - \varphi_1)^2 (\varphi - \varphi_0). \quad (21)$$

The solution of Eq. (21) is

$$\sqrt{\frac{\varphi - \varphi_0}{\varphi_1 - \varphi_0}} = \tanh \frac{\sqrt{\tan \varphi_1 \cdot (\varphi_1 - \varphi_0)}|x|}{\Lambda}. \quad (22)$$

Note that Eq. (22), for $|\varphi_1| \ll 1$, coincides with Eq. (20), for $\varphi \approx \varphi_0 \approx \varphi_1$.

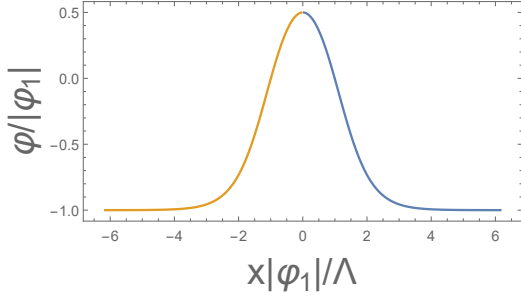


FIG. 5: Solitary wave profile according to Eq. (20). We have chosen φ_1 to be negative and $\varphi_0 = -0.5\varphi_1$.

IV. CONTROLLED QUASI-CONTINUUM APPROXIMATION

Let us return to Eq. (3). Looking at Eqs. (15) and (20) we realize with hindsight, that in the description of shock and solitary waves with $|\varphi_1| \ll 1$, the expansion parameter in the r.h.s. of Eq. (3) is φ_1^2 ; thus the quasi-continuum approximation (4) can be rigorously justified. However, strictly speaking, the truncation of the expansion should be performed in accordance with the truncation of the series expansion of the sine function, and Eq. (4), in the consistent approximation should be written as

$$\frac{L_J C}{\Lambda^2} \frac{\partial^2 \varphi}{\partial t^2} = \frac{\partial^2 \varphi}{\partial z^2} - \frac{1}{6} \frac{\partial^2 \varphi^3}{\partial z^2} + \frac{\Lambda^2}{12} \frac{\partial^4 \varphi}{\partial z^4}. \quad (23)$$

Note that shock wave solution of Eq. (23) for the running wave with the boundary conditions (6) gives (15).

Looking at Eq. (22) we realize that alternatively, the quasi-continuum approximation can be rigorously justified when it is applied to the description of the solitary wave with $|\varphi_1 - \varphi_0| \ll 1$. The expansion parameter in the r.h.s. of Eq. (3) in this case is $\sin \varphi_1 \cdot (\varphi_1 - \varphi_0)$. Again, strictly speaking, truncation of the expansion should be performed in accordance with the truncation of the series expansion of the sine function, and Eq. (4) in this case in the consistent approximation should be written as

$$\begin{aligned} \frac{L_J C}{\Lambda^2} \frac{\partial^2 \psi}{\partial t^2} &= \cos \varphi_1 \frac{\partial^2 \psi}{\partial z^2} - \frac{1}{2} \sin \varphi_1 \frac{\partial^2 \psi^2}{\partial z^2} \\ &+ \cos \varphi_1 \frac{\Lambda^2}{12} \frac{\partial^4 \psi}{\partial z^4}, \end{aligned} \quad (24)$$

where $\psi = \varphi - \varphi_1$. Note that solitary solution of Eq. (24) for the running wave with the boundary conditions (6) and the amplitude φ_0 gives (22).

Here we would like to attract the attention of the reader to the following issue. Common wisdom says that the continuum approximation and the small amplitude approximation are independent - there could be a wave with small amplitude, which allows to expand the sine function, but which varies fast in space (wavelength comparable to lattice spacing), so the continuum limit is not justified. And there could be the opposite situation (large

amplitude, long wavelength), in which the sine needs to be retained but the continuum limit is allowed.

However, for the shocks and solitary waves these approximations are not independent. Parametrically, the length scale of the waves is of the order of the lattice spacing Λ , so, naively, the continuum (or even the quasi-continuum) limit is not justified. What we have shown above, is that for the waves with small amplitude $|\varphi_1|$ ($\tan \varphi_1 (\varphi_1 - \varphi_0)$), the length scale is $\Lambda/|\varphi_1|$ ($\Lambda/(\tan \varphi_1 (\varphi_1 - \varphi_0))$), thus justifying the quasi-continuum approximation.

We were able to rigorously justify the results of Section III in the two limiting cases. The answer to the question, whether Eq. (4), taken at its face value, gives qualitatively correct description of the shock and solitary wave with non-small amplitude, we postpone until later time.

V. THE EFFECT OF SHUNTING CAPACITORS AND RESISTIVE ELEMENTS

Consider JTL with the capacitor and resistance shunting the JJ and another resistance in series with the ground capacitor, shown on Fig. 6. In this case we chose

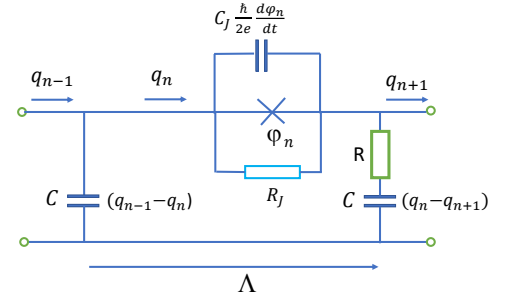


FIG. 6: JTL with the capacity and resistance shunting the JJ and another resistance in series with the ground capacitor

as the dynamical variables the charges q_n which have passed through all the three branches. As the result, Eq. (1) changes to

$$\frac{\hbar}{2e} \frac{dq_n}{dt} = \left(\frac{1}{C} + R \frac{\partial}{\partial t} \right) (q_{n+1} - 2q_n + q_{n-1}), \quad (25a)$$

$$\frac{dq_n}{dt} = I_c \sin \varphi_n + \frac{\hbar}{2e R_J} \frac{d\varphi_n}{dt} + C_J \frac{\hbar}{2e} \frac{d^2 \varphi_n}{dt^2}, \quad (25b)$$

where R is the ohmic resistor in series with the ground capacitor, and C_J and R_J are the capacitor and the ohmic resistor shunting the JJ. Equation (4) changes to

$$\begin{aligned} \frac{L_J C}{\Lambda^2} \frac{\partial^2 \varphi}{\partial t^2} &= \left(1 + RC \frac{\partial}{\partial t} \right) \left(\frac{\partial^2}{\partial z^2} + \frac{\Lambda^2}{12} \frac{\partial^4}{\partial z^4} \right) \\ &\left(\sin \varphi + \frac{L_J}{R_J} \frac{\partial \varphi}{\partial t} + L_J C_J \frac{\partial^2 \varphi}{\partial t^2} \right). \end{aligned} \quad (26)$$

Opening the parenthesis in Eq. (26) and considering the running wave solutions we obtain instead of Eq. (7) a "Newtonian" equation

$$\left(\frac{C_J}{C} + \frac{R}{R_J}\right) \bar{V}^2 \Lambda^2 \frac{d^2 \varphi}{dx^2} + \frac{\Lambda^2}{12} \frac{d^2 \sin \varphi}{dx^2} + V \left(RC \cos \varphi + \frac{L_J}{R_J}\right) \frac{d\varphi}{dx} = -\sin \varphi + \bar{V}^2 \varphi + F \quad (27)$$

(we ignored the terms with the derivatives higher than of the forth order).

Note that Eq. (27) can be considered as the balance between the dispersion effects, described by the l.h.s. of the equation, and the nonlinear effects described by the (nonlinear terms of the) r.h.s. of the equation. Note also that when we go to the continuum limit ($\Lambda \rightarrow 0$), C, L_J and R_J scale as Λ , and C_J and R scale as inverse Λ , so the first and the third term in the l.h.s. of Eq. (27) don't disappear, contrary to what happens with the second terms. In this limit, equation (27) again becomes Newtonian, with φ as the coordinate³².

Now let us compare (27) with (7). We realize that Eq. (8) and following from the former Eq. (9) is still valid for (27). We realize that the shunting capacitors (at least qualitatively) just renormalize the "mass" of the particle. On the other hand, the resistive elements by introducing the effective "friction force" break the (analog of the) "energy" conservation law and make possible motion with $|\varphi_2| \neq |\varphi_1|$, thus allowing shocks of more general type than in the lossless JTL.

The r.h.s. of Eq. (27) can be written as $-d\tilde{\Pi}(\varphi)/d\varphi$, where

$$\tilde{\Pi}(\varphi) = -\cos \varphi - \frac{\sin \varphi_2 - \sin \varphi_1}{\varphi_2 - \varphi_1} \frac{\varphi^2}{2} + \frac{\varphi_1 \sin \varphi_2 - \varphi_2 \sin \varphi_1}{\varphi_2 - \varphi_1} \varphi. \quad (28)$$

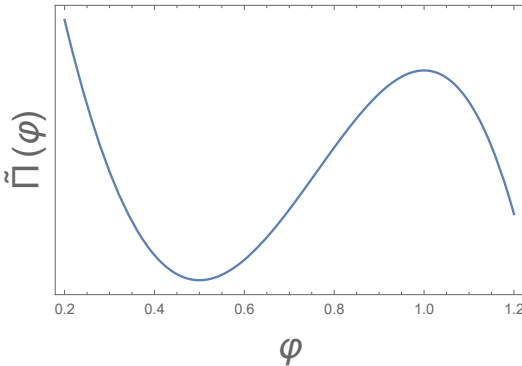


FIG. 7: The "potential energy" (28). We have chosen one of φ_1, φ_2 to be equal to .5 and the other - equal to 1.0

The "potential energy" (28), which is graphically presented on Fig. 7, is symmetric with respect to interchange of φ_1 and φ_2 . However, we are tempted to state that the motion with the initial and final conditions (6)

is possible only if φ_2 is a local maximum of the "potential energy" $\tilde{\Pi}(\varphi)$, and φ_1 is a local minimum. Thus on Fig. 7, $\varphi_1 = .5$ and $\varphi_2 = 1$. That maximum/minimum distinction means that

$$\left. \frac{d^2 \tilde{\Pi}(\varphi)}{d\varphi^2} \right|_{\varphi=\varphi_2} < 0, \quad \left. \frac{d^2 \tilde{\Pi}(\varphi)}{d\varphi^2} \right|_{\varphi=\varphi_1} > 0. \quad (29)$$

This is certainly true both in the continuum limit and for the considered in Section IV limiting cases, when the second derivative term was linearised.

Nor do the criteria (29) contradict to the approach of Section III based on the properties of $\Pi(\varphi)$. In fact, the two "potential energies" are connected by the relation

$$\frac{d\tilde{\Pi}(\varphi)}{d\varphi} = \frac{d\Pi(\sin \varphi)}{d \sin \varphi}, \quad (30)$$

hence their critical points coincide. Also

$$\frac{d^2 \tilde{\Pi}(\varphi)}{d\varphi^2} = \cos \varphi \frac{d^2 \Pi(\varphi)}{d(\sin \varphi)^2}, \quad (31)$$

hence the second derivatives of $\Pi(\sin \varphi)$ and $\tilde{\Pi}(\varphi)$ have the same sign.

From Eq. (28) follows

$$\frac{d\tilde{\Pi}(\varphi)}{d\varphi} = \frac{(\varphi - \varphi_1)(\varphi - \varphi_2)}{\varphi_2 - \varphi_1} \left[\bar{V}_{sh}^2(\varphi, \varphi_2) - \bar{V}_{sh}^2(\varphi_1, \varphi) \right]. \quad (32)$$

Taking into account that

$$V_{sh}^2(\varphi_1, \varphi_1) = \frac{\Lambda^2}{L_J C} \cos \varphi_1 = u^2(\varphi_1), \quad (33)$$

where $u(\varphi_1)$ is the velocity of propagation along the lossless JTL of small amplitude smooth disturbances of φ on a homogeneous background φ_1 ³², we can present the inequalities (29) as

$$u^2(\varphi_1) > V_{sh}^2(\varphi_1, \varphi_2) > u^2(\varphi_2), \quad (34)$$

thus establishing the connection with the well known fact: the shock velocity is lower than the sound velocity in the region behind the shock, but higher than the sound velocity in the region before the shock¹.

VI. DISCUSSION

We hope that the results obtained in the paper are applicable to kinetic inductance based traveling wave parametric amplifiers based on a coplanar waveguide architecture. Onset of shock-waves in such amplifiers is an undesirable phenomenon. Therefore, shock waves in various JTL should be further studied, which was one of motivations of the present work.

Recently, quantum mechanical description of JTL in general and parametric amplification in such lines in particular started to be developed, based on quantisation techniques in terms of discrete mode operators³⁶, continuous mode operators³⁷, a Hamiltonian approach in the Heisenberg and interaction pictures³⁸, the quantum Langevin method³⁹, or on partitions a quantum device into compact lumped or quasi-distributed cells⁴⁰. It would be interesting to understand in what way the results of the present paper are changed by quantum mechanics. Particularly interesting looks studying of quantum ripples over a semi-classical shock⁴¹ and fate of quantum shock waves at late times⁴². Closely connected problem of classical and quantum dispersion-free coherent propagation in waveguides and optical fibers was studied recently in Ref.⁴³.

VII. CONCLUSIONS

We have formulated the quasi-continuum approximation for the discrete JTL. The approximation becomes controllable for the case of Josephson phase difference across the JJs being small and for the case of small amplitude disturbances of the phase on a homogeneous background. The quasi-continuum approximation is applied to study the shocks and solitary waves which can propagate along the line. The width of such waves (in the lossless JTL) turns out to be of the order of the line period. We have found that the resistors shunting the JJs and/or in series with the ground capacitors lead to the existence of the shock waves of more general type than those existing in the lossless JTL. We have suggested the generalization of the quasi-continuum approximation.

Acknowledgments

The main idea of the present work was born in the discussions with M. Goldstein. T. H. A. van der Reep read the manuscript and suggested numerous textual corrections which were accepted with gratitude by us. We also thank B. Ya. Shapiro for his commentaries.

Appendix A: Quasi-continuum approximation for a linear transmission line

We consider here a linear discrete transmission line, that is the transmission line presented on Fig. 1) modified by substituting linear inductance L for the JJ. Thus the obtained transmission line is described by

$$4 \frac{d^2 q_n}{d\tau^2} = (q_{n+1} - 2q_n + q_{n-1}) , \quad (\text{A1})$$

where we introduced dimensionless time τ by the equation $t^2 = 4LC\tau^2$.

We start from reproducing the solution of the signalling problem for a semi-infinite line, described by Eq. (A1), presented in our previous publication³². The problem is characterised by the boundary conditions $q_0(\tau) = 1$, $\lim_{n \rightarrow \infty} q_n(t) = 0$, and the initial conditions $q_n(0) = \dot{q}_n(0) = 0$ for $n \geq 1$. To solve (A1) we used the Laplace transform³². For a given time-dependent function $f(\tau)$, we define the Laplace transform

$$Q_n(s) = \int_0^\infty d\tau e^{-s\tau} q_n(\tau) . \quad (\text{A2})$$

Laplace transforming (A1) we obtain the difference equation

$$Q_{n+1} - 2(1 + 2s^2)Q_n + Q_{n-1} = 0 , \quad (\text{A3})$$

with the boundary conditions $Q_0(s) = 1/s$, $\lim_{n \rightarrow \infty} Q_n(s) = 0$. Solving (A3):

$$Q_n(s) = \frac{1}{s} \left[1 - 2s \left(\sqrt{s^2 + 1} - s \right) \right]^n , \quad (\text{A4})$$

Taking into account the inverse Laplace transform correspondence tables⁴⁴, we obtain

$$\frac{dq_n}{d\tau} = \sum_{k=1}^n C_k^n (-1)^k 2^k k \frac{d^k}{d\tau^k} \left(\frac{J_k(\tau)}{\tau} \right) . \quad (\text{A5})$$

where J_k is the Bessel function.

The solution for $dq_n/d\tau$ can be alternatively presented by computing the inverse Laplace transform of (A4) using the Bromwich integral

$$\frac{dq_n}{d\tau} = \frac{1}{2\pi i} \int_{a-i\infty}^{a+i\infty} ds \exp \left\{ s\tau + n \ln \left[1 - 2s \left(\sqrt{s^2 + 1} - s \right) \right] \right\} . \quad (\text{A6})$$

Expanding the logarithm in (A6) with respect to s and keeping only the lowest order terms we get

$$\frac{dq_n}{d\tau} = \frac{1}{2\pi i} \int_{a-i\infty}^{a+i\infty} ds \exp \left[s(\tau - 2n) + \frac{n}{3}s^3 \right] . \quad (\text{A7})$$

The contour of integration in (A7) can be deformed so that it will start at the point at infinity with argument $-\pi/3$ and will end at the point at infinity with argument $\pi/3$. Hence the integral determines the Airy function⁴⁴

$$\frac{dq_n}{d\tau} = n^{-1/3} \text{Ai} \left[n^{-1/3}(2n - \tau) \right] . \quad (\text{A8})$$

Equation (A8) describes the shock front at $n \sim \tau/2$, exponential decrease of the signal with increasing n for $n > \tau/2$, and oscillations and power law decrease of the signal with decreasing n for $n < \tau/2$.

Now let us solve the signalling problem for Eq. (A1) approximately. In the continuum approximation we obtain the equation

$$\frac{\partial^2 q}{\partial z^2} = \frac{4}{\Lambda^2} \frac{\partial^2 q}{\partial \tau^2} . \quad (\text{A9})$$

The solution of Eq. (A9) with the boundary conditions $q(0, \tau) = 1$, $\lim_{z \rightarrow \infty} q(z, t) = 0$ and the initial conditions $q(z, 0) = \dot{q}(z, 0) = 0$, is obvious:

$$\frac{\partial q(z, \tau)}{\partial \tau} = \delta(\tau - 2z/\Lambda). \quad (\text{A10})$$

It is also obvious, that the solution (A10) completely misses the structure of the exact solution.

In the quasi-continuum approximation we modify Eq. (A9) to

$$\frac{\partial^2 q}{\partial z^2} + \frac{\Lambda^2}{12} \frac{\partial^4 q}{\partial z^4} = \frac{4}{\Lambda^2} \frac{\partial^2 q}{\partial \tau^2}, \quad (\text{A11})$$

keeping the same boundary condition initial conditions as above. To solve the signalling problem we will again use the Laplace transform, obtaining the equation for $Q(z, s)$

$$\frac{d^2 Q}{dz^2} + \frac{\Lambda^2}{12} \frac{d^4 Q}{dz^4} = \frac{4s^2 Q}{\Lambda^2}, \quad (\text{A12})$$

with the boundary conditions $Q(0, s) = 1/s$, $\lim_{z \rightarrow \infty} Q(z, s) = 0$. Taking into account the boundary conditions we obtain the solution of Eq. (A12) as

$$Q(z, s) = \frac{1}{s} e^{kz}. \quad (\text{A13})$$

where k is the negative real root of the polynomial equation

$$k^2 + \frac{\Lambda^2}{12} k^4 = \frac{4s^2}{\Lambda^2}. \quad (\text{A14})$$

Computing the Bromwich integral we get

$$\frac{\partial q(z, \tau)}{\partial \tau} = \frac{1}{2\pi i} \int_{a-i\infty}^{a+i\infty} ds e^{s\tau + k(s)z}. \quad (\text{A15})$$

Solving Eq. (A14) for $s/\Lambda \ll 1$

$$k = -2\frac{s}{\Lambda} + \frac{s^3}{3\Lambda}, \quad (\text{A16})$$

we obtain

$$\frac{\partial q(z, \tau)}{\partial \tau} = \frac{1}{2\pi i} \int_{a-i\infty}^{a+i\infty} ds \exp \left[s \left(\tau - \frac{2z}{\Lambda} \right) + \frac{z}{\Lambda} \frac{s^3}{3} \right], \quad (\text{A17})$$

which coincides with Eq. (A7).

Appendix B: The integral quasi-continuum approximation

In an attempt to generalize the approach of Section II, let us, after upgrading φ_n to the function of the continuous variable z , approximate the r.h.s. of Eq. (2) as

$$\text{r.h.s.} = \Lambda^2 \int_{-\infty}^{+\infty} dz' f(z - z') \frac{d^2 \sin \varphi(z')}{dz'^2}, \quad (\text{B1})$$

where $f(z)$ is some given positive even function with zero moment equal to one

$$\int_{-\infty}^{+\infty} dz f(z) = 1. \quad (\text{B2})$$

The approximation being done, Eq. (2) is reduced to (compare with (4))

$$\frac{L_J C}{\Lambda^2} \frac{\partial^2 \varphi(z, t)}{\partial t^2} = \Lambda^2 \int_{-\infty}^{+\infty} dz' f(z - z') \frac{d^2 \sin \varphi(z', t)}{dz'^2}. \quad (\text{B3})$$

Looking for the solution of the equation in the form $\varphi(z, t) = \varphi(x)$, where $x = Vt - z$, we obtain the integro-differential equation (the counterpart of (5)) for the function $\varphi(x)$

$$\bar{V}^2 \frac{d^2 \varphi(x)}{dx^2} = \int_{-\infty}^{+\infty} dx' f(x - x') \frac{d^2 \sin \varphi(x')}{dx'^2}. \quad (\text{B4})$$

Imposing the boundary conditions (6) and integrating Eq. (B4) with respect to x twice we obtain the counterpart of (7)

$$\bar{V}^2 \varphi(x) = \int_{-\infty}^{+\infty} dx' f(x - x') \sin \varphi(x') - F. \quad (\text{B5})$$

Going in Eq. (B5) to the limits $x \rightarrow +\infty$ and $x \rightarrow -\infty$, we recover Eq. (8). Thus for the shock wave with $\varphi_2 = -\varphi_1$ we recover Eq. (12). The equation for the shock wave velocity turns out to be more general than the quasi-continuum approximation we used in Section II to derive it. Actually, this fact could have been anticipated, because Eq. (12b) doesn't contain the "microscopic" parameter Λ . Finally, Eq. (B5) takes the form of Hammerstein equation of the second kind⁴⁵

$$\frac{\sin \varphi_1}{\varphi_1} \varphi(x) = \int_{-\infty}^{+\infty} dx' f(x - x') \sin \varphi(x'). \quad (\text{B6})$$

This equation is the counterpart of Eq. (7).

Detailed study of Eq. (B6) will be presented elsewhere, but a few features of the solution can be seen immediately. (We consider now Eq. (B6) per se, forgetting the properties of $\varphi(x)$ which were used to derive the equation.)

First, for any x ,

$$-\varphi_1 \leq \varphi(x) \leq \varphi_1 \quad (\text{B7})$$

(everywhere in our paper $\varphi \in (-\pi/2, \pi/2)$; here for the sake of definiteness we consider φ_1 to be positive). In fact, let $\sin \varphi(x)$ reaches maximum value at some point x_0 . Then

$$\int_{-\infty}^{+\infty} dx' f(x - x') \sin \varphi(x') < \sin \varphi(x_0). \quad (\text{B8})$$

Let also $\varphi(x_0) > \varphi_1$. Then

$$\frac{\sin \varphi_1}{\varphi_1} \sin \varphi(x_0) > \sin \varphi(x_0), \quad (\text{B9})$$

because $\sin \varphi / \varphi$ decreases when φ increases for positive φ . So we came to a contradiction. Similar for the minimum value of $\sin \varphi$.

Second, if $\varphi(x)$ goes to some limits when $x \rightarrow +\infty$ and $x \rightarrow -\infty$, each of these limits is either φ_1 or $-\varphi_1$ (this obviously follows from Eq. (B2)). Because of (B7), one of the limits is $-\varphi_1$, and the other φ_1 .

Third, for $\varphi_1 \sim 1$, the width of the region where the solution effectively changes from one asymptotic value to the other is of the order of Λ (there are no other scales in the problem). This justifies the term shock wave in the context.

It would probably be quite difficult to find the solution (15) just by inspection of Eq. (B6), but with the wisdom after the event we can check up that (15) really solves (B6) for $\varphi_1 \ll 1$, if we impose on f , in addition to (B2), the condition

$$\int_{-\infty}^{+\infty} dx x^2 f(x) = \frac{\Lambda^2}{6}. \quad (\text{B10})$$

In fact, we can verify the equality

$$\begin{aligned} \varphi_1 \left(1 - \frac{\varphi_1^2}{6}\right) \tanh \frac{\varphi_1 x}{\Lambda} &= \int_{-\infty}^{+\infty} dx' \left[\delta(x - x') \right. \\ &+ \left. \frac{\Lambda^2}{12} \delta''(x - x') \right] \left(\varphi_1 \tanh \frac{\varphi_1 x}{\Lambda} - \frac{\varphi_1^3}{6} \tanh^3 \frac{\varphi_1 x}{\Lambda} \right) \end{aligned} \quad (\text{B11})$$

to the orders φ_1 and φ_1^3 . (While approximating Eq. (B6), we took into account (B2) and (??) defining f , and we expanded the sine functions in both sides of the equation up to the third order terms.)

For $\varphi_1 \ll 1$, the integral quasi-continuum approximation (B1) (and following from it Eq. (B6)) look like an awkward way to arrive to the result, which we obtained much easier previously. It is possible, however, that in the general case, where the approximation (4) is uncontrollable, the integral quasi-continuum approximation and following from it equations give better results than (4) and (10). The question, how to chose $f(z)$ in this case, should be additionally addressed.

-
- * Electronic address: Eugene.Kogan@biu.ac.il
- ¹ G. B. Whitham, *Linear and Nonlinear Waves*, John Wiley & Sons Inc., New York (1999).
 - ² D. M. French and B. W. Hoff, *IEEE Trans. Plasma Sci.* **42**, 3387 (2014).
 - ³ B. Nouri, M. S. Nakhla, and R. Achar, *IEEE Trans. Microw. Theory Techn.* **65**, 673 (2017).
 - ⁴ L. P. S. Neto, J. O. Rossi, J. J. Barroso, and E. Schamiloglu, *IEEE Trans. Plasma Sci.* **46**, 3648 (2018).
 - ⁵ M. S. Nikoo, S. M.-A. Hashemi, and F. Farzaneh, *IEEE Trans. Microw. Theory Techn.* **66**, 3234 (2018); **66**, 4757 (2018).
 - ⁶ L. C. Silva, J. O. Rossi, E. G. L. Rangel, L. R. Raimundi, and E. Schamiloglu, *Int. J. Adv. Eng. Res. Sci.* **5**, 121 (2018).
 - ⁷ Y. Wang, L.-J. Lang, C. H. Lee, B. Zhang, and Y. D. Chong, *Nat. Comm.* **10**, 1102 (2019).
 - ⁸ E. G. L. Range, J. O. Rossi, J. J. Barroso, F. S. Yamasaki, and E. Schamiloglu, *IEEE Trans. Plasma Sci.* **47**, 1000 (2019).
 - ⁹ A. S. Kyuregyan, *Semiconductors* **53**, 511 (2019).
 - ¹⁰ N. A. Akem, A. M. Dikande, and B. Z. Essimbi, *Social Netw. Appl. Sci.* **2**, 21 (2020).
 - ¹¹ A. J. Fairbanks, A. M. Darr, A. L. Garner, *IEEE Access* **8**, 148606 (2020).
 - ¹² R. Landauer, *IBM J. Res. Develop.* **4**, 391 (1960).
 - ¹³ S. T. Peng and R. Landauer, *IBM J. Res. Develop.* **17**(1973).
 - ¹⁴ M. I. Rabinovich and D. I. Trubetskov, *Oscillations and Waves*, Kluwer Academic Publishers, Dordrecht / Boston / London (1989).
 - ¹⁵ B. D. Josephson, *Phys. Rev. Lett.* **1**, 251 (1962).
 - ¹⁶ A. Barone and G. Paterno, *Physics and Applications of*

- the Josephson Effect*, John Wiley & Sons, Inc, New York (1982).
- ¹⁷ N. F. Pedersen, *Solitons in Josephson Transmission lines*, in *Solitons*, North-Holland Physics Publishing, Amsterdam (1986).
- ¹⁸ C. Giovannella and M. Tinkham, *Macroscopic Quantum Phenomena and Coherence in Superconducting Networks*, World Scientific, Frascati (1995).
- ¹⁹ A. M. Kadin, *Introduction to Superconducting Circuits*, Wiley and Sons, New York (1999).
- ²⁰ M. Remoissenet, *Waves Called Solitons: Concepts and Experiments*, Springer-Verlag Berlin Heidelberg GmbH (1996).
- ²¹ O. Yaakobi, L. Friedland, C. Macklin, and I. Siddiqi, *Phys. Rev. B* **87**, 144301 (2013).
- ²² K. O'Brien, C. Macklin, I. Siddiqi, and X. Zhang, *Phys. Rev. Lett.* **113**, 157001 (2014).
- ²³ C. Macklin, K. O'Brien, D. Hover, M. E. Schwartz, V. Bolkhovsky, X. Zhang, W. D. Oliver, and I. Siddiqi, *Science* **350**, 307 (2015).
- ²⁴ B. A. Kochetov, and A. Fedorov, *Phys. Rev. B.* **92**, 224304 (2015).
- ²⁵ A. B. Zorin, *Phys. Rev. Applied* **6**, 034006 (2016); *Phys. Rev. Applied* **12**, 044051 (2019).
- ²⁶ D. M. Basko, F. Pfeiffer, P. Adamus, M. Holzmann, and F. W. J. Hekking, *Phys. Rev. B* **101**, 024518 (2020).
- ²⁷ T. Dixon, J. W. Dunstan, G. B. Long, J. M. Williams, Ph. J. Meeson, C. D. Shelly, *Phys. Rev. Applied* **14**, 034058 (2020).
- ²⁸ A. Burshtein, R. Kuzmin, V. E. Manucharyan, and M. Goldstein, *Phys. Rev. Lett.* **126**, 137701 (2021).
- ²⁹ T. C. White et al., *Appl. Phys. Lett.* **106**, 242601 (2015).
- ³⁰ A. Miano and O. A. Mukhanov, *IEEE Trans. Appl. Super-*

- cond. **29**, 1501706 (2019).
- ³¹ Ch. Liu, Tzu-Chiao Chien, M. Hatridge, D. Pekker, Phys. Rev. A **101**, 042323 (2020).
- ³² E. Kogan, Journal of Applied Physics **130**, 013903 (2021).
- ³³ H. R. Mohebbi and A. H. Majedi, IEEE Trans. Appl. Supercond. **19**, 891 (2009); IEEE Transactions on Microwave Theory and Techniques **57**, 1865 (2009).
- ³⁴ G. J. Chen and M. R. Beasley, IEEE Trans. Appl. Supercond. **1**, 140 (1991).
- ³⁵ H. Katayama, N. Hatakenaka, and T. Fujii, Phys. Rev. D **102**, 086018 (2020).
- ³⁶ T. H. A. van der Reep, Phys. Rev. A **99**, 063838 (2019).
- ³⁷ L. Fasolo, A. Greco, E. Enrico, in *Advances in Condensed-Matter and Materials Physics: Rudimentary Research to Topical Technology*, (ed. J. Thirumalan and S. I. Pokutny), Science (2019).
- ³⁸ A. Greco, L. Fasolo, A. Meda, L. Callegaro, and E. Enrico, Phys. Rev. B **104**, 184517 (2021).
- ³⁹ Y. Yuan, M. Haider, J. A. Russer, P. Russer and C. Jirauschek, 2020 XXXIIIrd General Assembly and Scientific Symposium of the International Union of Radio Science, Rome, Italy (2020).
- ⁴⁰ Z. K. Mineev, Th. G. McConkey, M. Takita, A. D. Corcoles, and J. M. Gambetta, arXiv:2103.10344 (2021).
- ⁴¹ E. Bettelheim and L. I. Glazman, Phys. Rev. Lett. **109**, 260602 (2012).
- ⁴² Th. Veness and L. I. Glazman, Phys. Rev. B **100**, 235125 (2019).
- ⁴³ A. Mandilara, C. Valagiannopoulos, and V. M. Akulin, Phys. Rev. A **99**, 023849 (2019).
- ⁴⁴ M. Abramowitz, I. A. Stegun eds., *Handbook of Mathematical Functions with Formulas, Graphs, and Mathematical Tables*, (National Bureau of Standards, Washington, 1964).
- ⁴⁵ F. G. Tricomi, *Integral equations*, (Mineola, NY: Dover-Publications, 1982).