

---

# STYLEBERT: CHINESE PRETRAINING BY FONT STYLE INFORMATION

---

A PREPRINT

Chao Lv \*, Han Zhang \*, XinKai Du †, Yunhao Zhang, Ying Huang, Wenhao Li, Jia Han, Shanshan Gu

Science & Technology Center, Sunshine Insurance Group Co., Ltd

Beijing, China

{lvchao, zhanghan03, duxinkai, zhangyunhao, huangying,  
liwenhao01, hanjia, gushanshan}-ghq@sinosig.com

April 26, 2022

## ABSTRACT

With the success of down streaming task using English pre-trained language model, the pre-trained Chinese language model is also necessary to get a better performance of Chinese NLP task. Unlike the English language, Chinese has its special characters such as glyph information. So in this article, we propose the Chinese pre-trained language model StyleBERT which incorporate the following embedding information to enhance the savvy of language model, such as word, pinyin, five stroke and chaizi. The experiments show that the model achieves well performances on a wide range of Chinese NLP tasks.

**Keywords** chinese pre-trained language model · representation learning · natural language processing

## 1 Introduction

Large scale pre-trained models such as BERT Devlin et al. [2019] have been widely used to improve various downstream tasks such as text classification Reimers and Gurevych [2019], Sun et al. [2020], reading comprehension Xu et al. [2019], Ramnath et al. [2020], summarization Liu [2019], Liu and Lapata [2019], question answering Wang et al. [2019], Qu et al. [2019] and etc.. The pre-trained models are also proved to be effective for various Chinese NLP tasks Yang [2019], Jia et al. [2020]. In Bengio et al. [2014], the authors propose that a expressive language model should not only capture the implicit linguistic rules but also the common sense of knowledge hiding in the text data, such as lexical meanings, syntactic structures, semantic roles, and even pragmatics.

Chinese is a kind of logographic language which is distinguished from English or German Dai and Cai [2017]. To be better grasp the “*common sense of knowledge*” for Chinese language, a lot of pre-trained language model for Chinese processing have been proposed. A lot of works have incorporated Chinese glyph information into neural models but not as large-scale pretraining Sun et al. [2014], Liu et al. [2017], Tao et al. [2019], Meng et al. [2020]. And also in Dai and Cai [2017], the authors introduce the spatio-structural patterns of Chinese glyphs which are rendered in raw pixels as a novel glyph-aware embedding of Chinese characters. The glyph information has proved to be effective for the context of two basic Chinese NLP tasks of language modeling and word segmentation.

Except glyph information, the pinyin information is also considered to be constructed the pre-trained Chinese language model Sun et al. [2021]. For the Chinese character, there are some cases that the same character have multiple pronunciations and each pronunciation is associated with a idiographic meaning which also correspond with a specific pinyin declaration. For example, the Chinese character “数” has three different pronunciations. The first is “shǔ” which means “count” and it is a verb. The second is “shù” which means “number” and it is a noun. The third is “shuò” which

---

\*These authors contributed equally to this work and should be considered co-first authors.

†Corresponding author.

	Chinese	English
Original Sentence	使用语言模型来预测下一个词的概率。	we use a language model to predict the probability of the next word.
+ CWS	使用语言模型来预测下一个词的概率。	-
+ BERT Tokenizer	使用语言模型来预测下一个词的概率。	we use a language model to pre ##di ##ct the pro ##ba ##bility of the next word .
Original Masking	使用语言 [M] 型来 [M] 测下一个词的概率。	we use a language [M] to [M] ##di ##ct the pro [M] ##bility of the next word .
+ WWM	使用语言 [M] [M] 来 [M] [M] 下一个词的概率。	we use a language [M] to [M] [M] [M] the [M] [M] [M] of the next word .
++ N-gram Masking	使用 [M] [M] [M] [M] 来 [M] [M] 下一个词的概率。	we use a [M] [M] to [M] [M] [M] the [M] [M] [M] [M] [M] next word .
+++ Mac Masking	使用语法建模来预见下一个词的几率。	we use a text system to ca ##lc ##ulate the po ##si ##bility of the next word .

Table 1: Different masking strategies Cui et al. [2020]

means “frequently” and it is an adverb. So we can see that the same Chinese character “数” is expressed the different pronunciation, different meaning and even different part of speech at semantic level and the syntax level.

In this article, we propose StyleBERT which first introduce the “chaizi” information into the Chinese pre-training process which is proved to be more expressive than the other Chinese glyph information such as different font style information Sun et al. [2021], five-stroke information Li and Meng [2021]. To be better grasp the semantic information from the raw Chinese characters, word, pinyin, five-stroke and chaizi information are also put into together. In next section, we will describe the StyleBERT model in detail.

## 2 Related Works

In this section, we revisit the techniques of the representative Chinese pre-trained language models in the recent natural language processing filed. And the key components of these models are elaborated in the following subsections.

### 2.1 BERT-wwm

In the original BERT, a WordPiece tokenizer Wu et al. [2016] was used to split the text into Word Piece tokens, where some words will be split into several small fragments Cui et al. [2021]. However in Cui et al. [2021], the authors proposed the whole word masking (wwm) method to mitigate the drawback of masking only a part of the whole word, which make it is easier for the model to predict. In Chinese, the character is the smallest semantics element, and mostly we use the Chinese word to present the semantic in contemporary Chinese language. So in this place we do not need to split the word into small fragments, for the case that Chinese characters are not formed by alphabet-like symbols. So we can use the traditional Chinese Word Segmentation (CWS) tool to split the text into words and adopt whole word masking in Chinese to mask the word instead of individual Chinese characters. An example of the whole word masking is depicted in Table 2.1.

### 2.2 MacBERT

For the model of Cui et al. [2020], the authors modify the MLM task as following.

- The N-gram masking are used as the whole word masking strategies for selecting candidate tokens for masking. And also the word-level unigram is changed to 4-gram with a percentage of 40%, 30%, 20%, 10%.
- The similar words which are obtained by using Synonyms toolkit Hai Liang Wang [2017] are proposed as the masking purpose instead of masking with [MASK] for the case that these masking tokens never appear in the fine-tune stage. And if we choose an N-gram to mask, the similar words will be found individually. While there is no similar word, “we will degrade to use random word replacement” Cui et al. [2020]. And this will happen rarely.
- The 15% percentage of input words are used for masking, and 80% of this part will be replaced with similar words, 10% part will be replaced with a random word, and the rest of 10% keep as the original.

### 2.3 Chinese-BERT

In Sun et al. [2021], Chinese-BERT is proposed which incorporates the *glyph* and *pinyin* information of Chinese characters into language pretraining. For capturing character semantics from the visual features, the authors build the glyph embedding which is based on different fonts of a Chinese character. For handling the highly prevalent heteronym phenomenon in Chinese (the same character has different pronunciations with different meanings), the pinyin embedding is also constructed to characterize the pronunciation of Chinese characters. So we can model the

distinctive semantic property of a Chinese character by a fusion embedding which is combined by the glyph embedding, the pinyin embedding and the character embedding.

In ChineseBERT, the glyph embedding is constructed by using three types of Chinese fonts – LiShu, XingKai and FangSong which is followed from this article Meng et al. [2020]. And each font character can be instantiated as a  $24 \times 24$  image with floating point pixels ranging from 0 to 255. The  $24 \times 24 \times 3$  vector is first flattened to a 2,352 vector. The flattened vector is fed to an FC layer to obtain the output glyph vector which is shown in Figure 1.

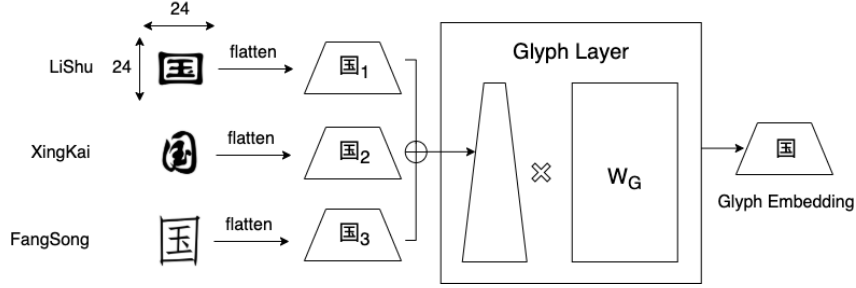


Figure 1: ChineseBERT Glyph Embedding

### 3 StyleBERT

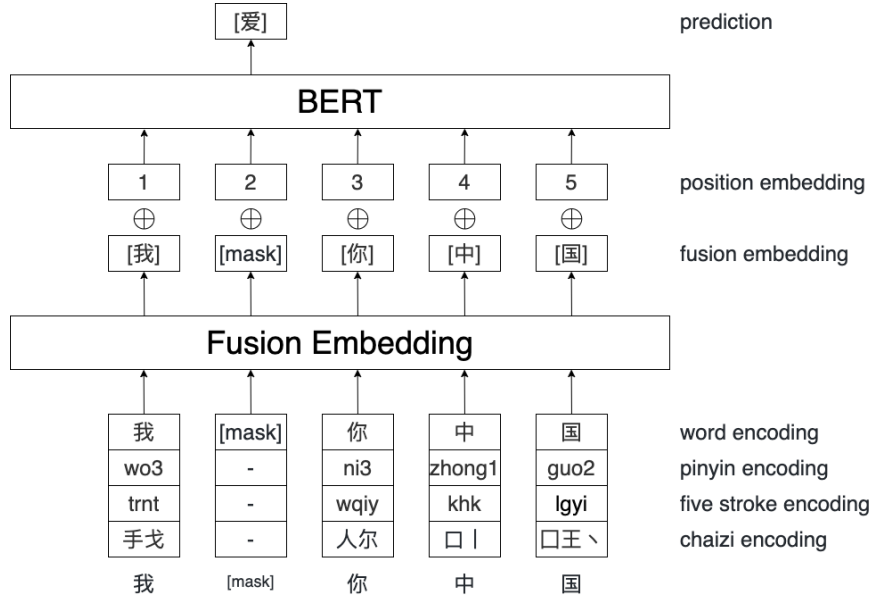


Figure 2: The general workflow of StyleBERT model. Four embedding vectors of each token is fed into Fusion Layer for element wise addition followed by a fully connected layer to generate the fusion embedding vector.

#### 3.1 Overview

As shown in Figure 5, each input Chinese character is embedded into word vector, pinyin vector, five stroke vector and chaizi vector. These embedding vectors are sent into the Fusion layer to merge into the fusion vector. The fusion embedding is used to replace token embedding vector in original BERT-base model.

## 3.2 Input

### 3.2.1 Feature Encoding

**Phoneme Feature Embedding:** Compared with English content, whose phonetic features of tokens are highly dependent on the sequential formation of each token, in Chinese contents, each character’s phonetic feature can hardly be related to its word encoding vector, since each Chinese character is basically a single picture without any sequential order. During pinyin encoding, each given token is mapped to a 8-dimension vector. Each pinyin vector is composed of two parts. For instance, in Figure 5, the Chinese character’s pinyin encoding is [‘g’, ‘u’, ‘o’, ‘2’]. The first part [‘g’, ‘u’, ‘o’] is the Latin encoding of Chinese character’s pronunciation; the second part [‘2’] reflects the tone of the character. The encoding is then padded to length of 8 and sent into a embedding layer and a fusion layer to form the final pinyin embedding vector.

**Glyph Feature Embedding:** Glyph feature also plays an important role during Chinese language modeling. Each Chinese character is composed of one or more sub-characters or radicals. Unlike English words, the radicals in Chinese character are not combined strictly in horizontal format. The combination of Chinese radicals can also be vertical, surrounding, half-surrounding, etc, which makes the structure of Chinese characters even harder to be interpreted. Therefore, five stroke encoding and chaizi encoding are applied to encode the radical structure of Chinese characters.

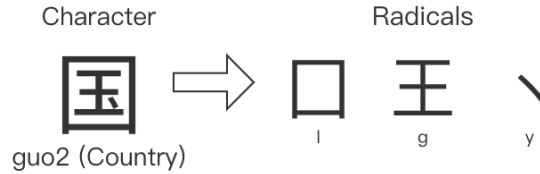


Figure 3: Five Stroke encode example.

For five stroke encoding, all Chinese radicals are mapped into 26 English characters. The interpretation rule follows left-to-right, above-to-below and outer-to-inner orders. As shown in Figure 3, the Chinese character ‘国’, which means country in English, can be split into three radicals: ‘口’, ‘王’ and ‘丶’. In five stroke encoding, these three radicals are mapped to three English characters ‘l’, ‘g’ and ‘y’. The total volume of Chinese radical is about 1.6k. five stroke encoding greatly reduces feature space size and captures geometrical structure of each character. There are existing works using five stroke encoding for Chinese language modeling. However, one noticeable drawback of five stroke is that it over reduces the feature space, which makes the model harder to converge. To reduce the impact of this problem, chaizi encoding is introduced to the model.

Unlike five stroke, chaizi encoding assigns different indices to each Chinese radical, which largely increased the encoding space and maintained more information. In this project, a open source github repository Doherty [2015] is referenced during chaizi encoding, which contains radical combinations for each Chinese characters.

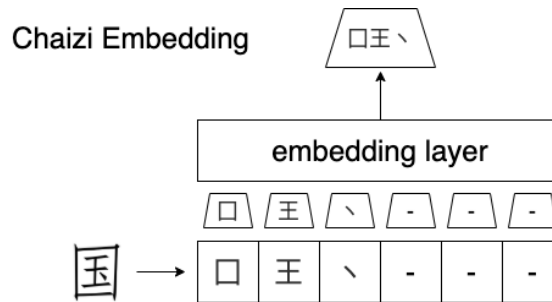


Figure 4: Chaizi embedding example.

After generating Pinyin, five stroke and Chaizi encoding vectors, these vectors are embedded into embedding vectors. In this paper, multiple embedding approaches are tested:

- **TextCNN:** The first embedding approach is Text-CNN. Feature encoding vectors are sent into a Text-CNN layer which uses multiple filters to capture encoding features. This approach performs well in many downstream

tasks. However, one drawback is that the Text-CNN layer takes too much time during training stage, especially for longer corpus.

- **RNN with Attention:** To accelerate the training process, the Text-CNN layer is replaced by a RNN layer followed by an attention layer, which is introduced in Zhou et al. [2016]. In addition, the team added a skip connection which adds the inputs encoding vector to the output vector of RNN layer. This approach not only generates good results but also costs less time.

As an chaizi embedding example, in Figure 4, the Chinese character ‘国’ is first encoded into vector [‘口’, ‘王’, ‘丶’] and padded to max length. Then, each different radial is mapped to a unique induce before sending into embedding layer. Pinyin and five stroke embedding follows the similar process as chaizi embedding.

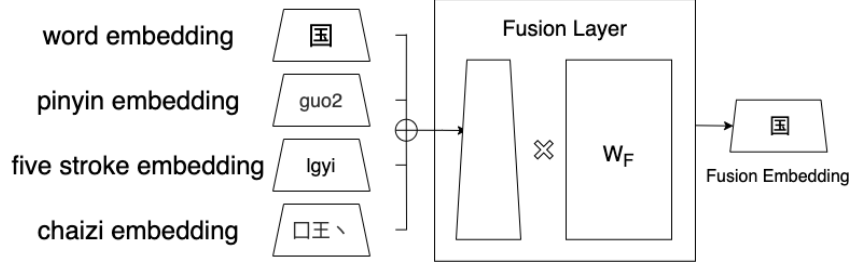


Figure 5: An example of character embedding. As shown in the figure, the given Chinese character is embedded into four different vectors: word embedding, pinyin embedding, five stroke embedding and chaizi embedding. Pinyin embedding vector carry’s phonetic information; Glyph features are represented by both five stroke embedding and chaizi embedding.

These embedding vectors are then sent into the Fusion Layer which integrates all feature embedding vectors into a single Fusion vector by concatenation and a linear layer, as shown in Figure 5.

## 4 Experimental Setups

### 4.1 Data Processing

In this paper, we selected the Chinese corpus from CLUE organization, CLUECorpus2020, a large-scale corpus that contains four sub-corpora. We extracted 80M texts from the three sub-corpora of news, Wikipedia and comments for pretraining, containing a total of 3B Chinese characters.

### 4.2 Setups for Pre-Trained Language Models

	BERT	BERT-wwm	MacBERT	StyleBERT
<b>Data Source</b>	Wikipedia	Wikipedia	Heterogeneous	CLUECorpusSmall
<b>Vocab Size</b>	21K	21K	21K	21K
<b>Input Unit</b>	Char	Char	Char	Char
<b>Masking</b>	CM	WWM	WWM/N	CM
<b>Task</b>	MLM/NSP	MLM	MAC/SOP	MLM
<b>Hidden Activation</b>	GeLU	GeLU	GeLU	GeLU
<b>Optimizer</b>	AdamW	LAMB	LAMB	AdamW
<b>Training Steps</b>	—	2M	1M	1.6M
<b>Init Checkpoint</b>	random	BERT	random	BERT
<b># Token</b>	0.4B	5.4B	5.4B	3B

Table 2: Training details of Chinese pre-trained language models. CM: Char Masking, WWM: Whole Word Masking, N: N-gram, MLM: Masked Language Model, NSP: Next Sentence Prediction, MAC: MLM-As-Correlation. SOP: Sentence Order Prediction.

We used the masking strategy of Char Masking(CM) for StyleBERT. Devlin et al. [2019] indicated that it can alleviate the out of vocabulary problem. And we considered that this method is an easy-to-implement word masking approach that doesn’t require word segment and relies on external text resources. Beside, in order to learn the semantic and

syntactic information from the context in a better way, instead of training the basic model from scratch, we chose to continue training with BERT’s vocabulary and weight. The detail of the training process is shown in Table 2. StyleBERT selected the original ADAM and weight decay optimizer for optimization. We trained the model 500K steps with a batch size of 512, an initial learning rate of  $1e-4$ . After pre-training, we chose the same way as BERT (Devlin et al. [2019]) to complete the fine-tuning of downstream tasks by this pre-trained model.

### 4.3 Setups for Fine-tuning Tasks

Task	Dataset	Train #	Dev #	Test #	MaxLen	Batch	InitLR
MRC	CMRC 2018	14k(10k)	4.5k(3.2k)	1.4k(1k)	512	16	3e-5
NLI	XNLI	392K	2.5K	5K	64	512	8e-5
TC	THUCNews	50K	5K	10K	512	8	2e-5
	ChnSentiCorp	9.6K	1.2K	1.2K	512	8	2e-5
SPM	LCQMC	240K	8.8K	12.5K	32	256	2e-5
	BQ Corpus	100K	10K	10K	32	64	2e-5
NER	Weibo	1.3K	4.3K	4.3K	275	2	3e-5
	OntoNotes	15K	270	270	275	2	3e-5

Table 3: Data statistics and hyper-parameter settings for different fine-tuning tasks.

We conducted extensive experiments on various natural language processing tasks to ensure a more comprehensive testing of these pre-trained language models. Details of the tasks are shown in Table 3. Specifically, we selected the following five popular tasks with datasets covering a wide range of text lengths, i.e., from sentence level to document level.

- Machine Reading Comprehension (MRC): CMRC 2018 (Cui et al. [2019])
- Natural Language Inference (NLI): XNLI (Conneau et al. [2018])
- Text Classification (TC): THUCNews (Li and Sun [2007]), ChnSentiCorp (Zhang [2008])
- Sentence Pair Matching (SPM): LCQMC (Liu et al. [2018]), BQ Corpus (Chen et al. [2018])
- Named Entity Recognition: Weibo (Peng and Dredze [2015]), OntoNotes (Weischedel et al. [2011])

Since the pre-training data of various Chinese pre-training language models vary relatively extensive, such as ERNIE (Sun et al. [2019a]), ERNIE 2.0 (Sun et al. [2019b]). In order to make a relatively fair comparison between different models, StyleBERT only compares with BERT (Devlin et al. [2019]), BERT-wwm (Cui et al. [2021]), BERT-wwm-ext, RoBERTa (Liu et al. [2019]) and MacBERT (Cui et al. [2020]). Meanwhile, the same hyperparameters (e.g., maximum length, warm-up steps, etc.) were used for each data set.

## 5 Results

### 5.1 Machine Reading Comprehension(MRC)

Model	CMRC	
	Dev	Test
BERT	63.4	31.1
BERT-wwm	64.0	29.8
BERT-wwm-ext	64.3	30.5
RoBERTa	67.3	31.1
MacBERT	<b>67.1</b>	<b>33.4</b>
StyleBERT	65.7	31.8

Table 4: Performance of StyleBERT and other models on the CMRC 2018 dataset. EM is reported for comparison.

MRC is a task which answers questions based on a given context. We conducted experiments on the CMRC 2018 dataset. CMRC 2018 is for Chinese Machine Reading Comprehension especially which is a span-extraction style dataset.

In this work, we reproduced the results of BERT-base, BERT-wwm and BERT-wwm-ext on this dataset by using a open-source text-classification script `run_qa_no_trainer.py`<sup>\*</sup> from Huggingface’s Transformers library. The results are showed in Table 3. Compared to the results published on their original paper, we got slightly lower scores in our reproduction for these three models. As we can see, except MacBERT, styleBERT achieved the best performance on the validation and test dataset of CMRC 2018.

## 5.2 Natural Language Inference (NLI)

Model	XNLI	
	Dev	Test
BERT	77.8	77.8
BERT-wwm	79.0	78.2
BERT-wwm-ext	79.4	78.7
RoBERTa	80	78.8
MacBERT	<b>80.3</b>	<b>79.3</b>
StyleBERT	79.4	78.8

Table 5: Performance of StyleBERT and other models on the XNLI dataset. Accuracy is reported for comparison.

NLI can reflect the model’s understanding of semantics. Models will be used to determine the entailment relationship between “Premis” and “Hypothesis”. We chose Cross-lingual Natural Language Inference (XNLI) dataset was used to train and evaluate the performance of the models. The XNLI dataset contains 390K training sets, 2.5K dev sets, and 5K test sets. In this task, the model was fed two sentences and return an answer that may be “Entailment”, “Contradiction” or “Neutral”.

The text of XNLI dataset is mixed in Chinese and English, while StyleBERT focuses more on Chinese text. As shown in Table 5, StyleBERT outperforms most models.

## 5.3 Text Classification (TC)

Model	THUCNews		ChnSentiCorp	
	Dev	Test	Dev	Test
BERT	97.7	97.8	95.2	95.3
BERT-wwm	98.0	97.8	95.1	95.4
BERT-wwm-ext	97.7	97.7	95.4	95.3
RoBERTa	98.2	97.8	94.9	95.6
MacBERT	<b>98.2</b>	97.7	95.2	95.6
StyleBERT	97.9	<b>97.8</b>	<b>95.7</b>	<b>96.0</b>

Table 6: Performances of StyleBERT and other models on TC datasets THUCNews and TNEWS and ChnSentiCorp. Accuracy is reported for comparison.

TC is a task that assigns a sentence or document into one or more categories within a given classification system. In our work, we did the evaluation on this task by using two datasets: THUCNews and ChnSentiCorp. THUCNews is a dataset containing news from different domains. It includes 50K news in total covering 10 fields (evenly distributed) including finance, technology, etc. ChnSentiCorp is a dataset that contains 9.6K hotel comments. And it is often used for a binary emotional classification task which determines a comment is positive or negative. In our results, it showed that StyleBERT partly improved the baseline of THUCNews and ChnSentiCorp, as the baseline already had a very high accuracy on these two data sets .

## 5.4 Sentence Pair Matching (SPM)

The goal of SPM is to determine whether two sentences given have the same intent. To test the model, we selected the LCQMC dataset and BQ Corpus for training and evaluation. The LCQMC dataset contains 240K training set, 8.8K validation set and 12.5K test set. Also as a large-scale Chinese dataset, BQ Corpus contains 100K training sets, 10K validation sets and 10K test sets. These datasets are all composed of sentence pairs with “related” or “not related” label.

From the actual results in Table 7, StyleBERT 4 shows the best performance, it surpasses other models.

<sup>\*</sup>[https://github.com/huggingface/transformers/blob/master/examples/pytorch/question-answering/run\\_qa\\_no\\_trainer.py](https://github.com/huggingface/transformers/blob/master/examples/pytorch/question-answering/run_qa_no_trainer.py)

Model	<i>BQ</i>		<i>LCQMC</i>	
	Dev	Test	Dev	Test
BERT	85.4	85.2	89.4	87.3
BERT-wwm	86.1	85.2	89.4	87.0
BERT-wwm-ext	86.4	85.3	89.6	87.1
RoBERTa	86	85	89.6	87.1
MacBERT	86.0	85.2	89.5	87.0
StyleBERT	<b>86.4</b>	<b>85.3</b>	<b>90.0</b>	<b>87.9</b>

Table 7: Performance of StyleBERT and other models on LCQMC dataset and BQ Corpus. Accuracy is reported for comparison.

### 5.5 Chinese Named Entity Recognition (Chinese NER)

Model	<i>Weibo</i>	<i>OntoNotes</i>
	test-F1	test-F1
BERT	64.4	78.2
BERT-wwm	69.1	78.2
BERT-wwm-ext	67.5	78.4
RoBERTa	66.7	79
MacBERT	69.3	<b>79.6</b>
StyleBERT	<b>69.6</b>	79.1

Table 8: Performances of StyleBERT and other models on Weibo dataset and Ontonotes dataset. Overall F1 is reported for comparison.

NER F1 scores can reflect model’s ability on token classification tasks. In a NER training dataset, each token is corresponding to a NER label. All named entity are assigned with special NER label indicating their category attribute, like ‘B-ORG’, ‘B-GPE’ or ‘B-PER’. While other tokens are assigned with a normal label ‘O’. In this set of experiments, weibo and OntoNotes datasets are selected, which contain social media context. Weibo dataset has small volume of 1.35k training samples, 270 dev samples and 270 test samples. OntoNote contains 15.7k training data, 4.3k dev data and 4.3k test data. As shown in table 8, StyleBert model out performs all other open source BERT base models by 1-5%.

## 6 Conclusion

In this article, we revisit recently proposed Chinese language models for their major contributions on Chinese character information processing. We also propose the StyleBERT which incorporate word, pinyin, five-stroke and chaizi information for grasp semantics of Chinese characters. And the experiments show that the proposed model is effective in a wide range of Chinese NLP tasks.

## References

- Jacob Devlin, Ming-Wei Chang, Kenton Lee, and Kristina Toutanova. Bert: Pre-training of deep bidirectional transformers for language understanding, 2019.
- Nils Reimers and Iryna Gurevych. Sentence-bert: Sentence embeddings using siamese bert-networks, 2019.
- Chi Sun, Xipeng Qiu, Yige Xu, and Xuanjing Huang. How to fine-tune bert for text classification?, 2020.
- Hu Xu, Bing Liu, Lei Shu, and Philip S. Yu. Bert post-training for review reading comprehension and aspect-based sentiment analysis, 2019.
- Sahana Ramnath, Preksha Nema, Deep Sahni, and Mitesh M. Khapra. Towards interpreting bert for reading comprehension based qa, 2020.
- Yang Liu. Fine-tune bert for extractive summarization, 2019.
- Yang Liu and Mirella Lapata. Text summarization with pretrained encoders, 2019.



- Zhiguo Wang, Patrick Ng, Xiaofei Ma, Ramesh Nallapati, and Bing Xiang. Multi-passage BERT: A globally normalized BERT model for open-domain question answering. In *Proceedings of the 2019 Conference on Empirical Methods in Natural Language Processing and the 9th International Joint Conference on Natural Language Processing (EMNLP-IJCNLP)*, pages 5878–5882, Hong Kong, China, November 2019. Association for Computational Linguistics. doi:10.18653/v1/D19-1599. URL <https://aclanthology.org/D19-1599>.
- Chen Qu, Liu Yang, Minghui Qiu, W. Bruce Croft, Yongfeng Zhang, and Mohit Iyyer. Bert with history answer embedding for conversational question answering. *Proceedings of the 42nd International ACM SIGIR Conference on Research and Development in Information Retrieval*, Jul 2019. doi:10.1145/3331184.3331341. URL <http://dx.doi.org/10.1145/3331184.3331341>.
- Haiqin Yang. Bert meets chinese word segmentation, 2019.
- Chen Jia, Yuefeng Shi, Qinrong Yang, and Yue Zhang. Entity enhanced BERT pre-training for Chinese NER. In *Proceedings of the 2020 Conference on Empirical Methods in Natural Language Processing (EMNLP)*, pages 6384–6396, Online, November 2020. Association for Computational Linguistics. doi:10.18653/v1/2020.emnlp-main.518. URL <https://aclanthology.org/2020.emnlp-main.518>.
- Yoshua Bengio, Aaron Courville, and Pascal Vincent. Representation learning: A review and new perspectives, 2014.
- Falcon Dai and Zheng Cai. Glyph-aware embedding of Chinese characters. In *Proceedings of the First Workshop on Subword and Character Level Models in NLP*, pages 64–69, Copenhagen, Denmark, September 2017. Association for Computational Linguistics. doi:10.18653/v1/W17-4109. URL <https://aclanthology.org/W17-4109>.
- Yaming Sun, Lei Lin, Duyu Tang, Nan Yang, Zhenzhou Ji, and Xiaolong Wang. Radical-enhanced chinese character embedding, 2014.
- Frederick Liu, Han Lu, Chieh Lo, and Graham Neubig. Learning character-level compositionality with visual features, 2017.
- Hanqing Tao, Shiwei Tong, Tong Xu, Qi Liu, and Enhong Chen. Chinese embedding via stroke and glyph information: A dual-channel view, 2019.
- Yuxian Meng, Wei Wu, Fei Wang, Xiaoya Li, Ping Nie, Fan Yin, Muyu Li, Qinghong Han, Xiaofei Sun, and Jiwei Li. Glyce: Glyph-vectors for chinese character representations, 2020.
- Zijun Sun, Xiaoya Li, Xiaofei Sun, Yuxian Meng, Xiang Ao, Qing He, Fei Wu, and Jiwei Li. ChineseBERT: Chinese pretraining enhanced by glyph and Pinyin information. In *Proceedings of the 59th Annual Meeting of the Association for Computational Linguistics and the 11th International Joint Conference on Natural Language Processing (Volume 1: Long Papers)*, pages 2065–2075, Online, August 2021. Association for Computational Linguistics. doi:10.18653/v1/2021.acl-long.161. URL <https://aclanthology.org/2021.acl-long.161>.
- Jiatong Li and Kui Meng. Mfe-ner: Multi-feature fusion embedding for chinese named entity recognition, 2021.
- Yonghui Wu, Mike Schuster, Zhifeng Chen, Quoc V. Le, Mohammad Norouzi, Wolfgang Macherey, Maxim Krikun, Yuan Cao, Qin Gao, Klaus Macherey, Jeff Klingner, Apurva Shah, Melvin Johnson, Xiaobing Liu, Łukasz Kaiser, Stephan Gouws, Yoshikiyo Kato, Taku Kudo, Hideto Kazawa, Keith Stevens, George Kurian, Nishant Patil, Wei Wang, Cliff Young, Jason Smith, Jason Riesa, Alex Rudnick, Oriol Vinyals, Greg Corrado, Macduff Hughes, and Jeffrey Dean. Google’s neural machine translation system: Bridging the gap between human and machine translation, 2016.
- Yiming Cui, Wanxiang Che, Ting Liu, Bing Qin, and Ziqing Yang. Pre-training with whole word masking for chinese bert. *IEEE/ACM Transactions on Audio, Speech, and Language Processing*, 29:3504–3514, 2021. ISSN 2329-9304. doi:10.1109/taslp.2021.3124365. URL <http://dx.doi.org/10.1109/TASLP.2021.3124365>.
- Yiming Cui, Wanxiang Che, Ting Liu, Bing Qin, Shijin Wang, and Guoping Hu. Revisiting pre-trained models for chinese natural language processing. *Findings of the Association for Computational Linguistics: EMNLP 2020*, 2020. doi:10.18653/v1/2020.findings-emnlp.58. URL <http://dx.doi.org/10.18653/v1/2020.findings-emnlp.58>.
- Hu Ying Xi Hai Liang Wang. Chinese synonyms for natural language processing and understanding, 2017. URL <https://github.com/chatopera/Synonyms>.
- Liam Doherty. kfc/chaizi. <https://github.com/kfcd/chaizi>, 2015.
- Peng Zhou, Wei Shi, Jun Tian, Zhenyu Qi, Bingchen Li, Hao Hongwei, and Bo Xu. Attention-based bidirectional long short-term memory networks for relation classification. In *Meeting of the Association for Computational Linguistics*, 2016.

- Yiming Cui, Ting Liu, Wanxiang Che, Li Xiao, Zhipeng Chen, Wentao Ma, Shijin Wang, and Guoping Hu. A span-extraction dataset for chinese machine reading comprehension. *Proceedings of the 2019 Conference on Empirical Methods in Natural Language Processing and the 9th International Joint Conference on Natural Language Processing (EMNLP-IJCNLP)*, 2019. doi:10.18653/v1/d19-1600. URL <http://dx.doi.org/10.18653/v1/D19-1600>.
- Alexis Conneau, Guillaume Lample, Ruty Rinott, Adina Williams, Samuel R. Bowman, Holger Schwenk, and Veselin Stoyanov. Xnli: Evaluating cross-lingual sentence representations, 2018.
- Jingyang Li and Maosong Sun. Scalable term selection for text categorization. In *EMNLP-CoNLL 2007, Proceedings of the 2007 Joint Conference on Empirical Methods in Natural Language Processing and Computational Natural Language Learning, June 28-30, 2007, Prague, Czech Republic, 2007*.
- Tan Jin Zhang. An empirical study of sentiment analysis for chinese documents. *Expert Systems with Applications*, 2008.
- Xin Liu, Qingcai Chen, Chong Deng, Huajun Zeng, Jing Chen, Dongfang Li, and Buzhou Tang. LCQMC:a large-scale Chinese question matching corpus. In *Proceedings of the 27th International Conference on Computational Linguistics*, pages 1952–1962, Santa Fe, New Mexico, USA, August 2018. Association for Computational Linguistics. URL <https://aclanthology.org/C18-1166>.
- Jing Chen, Qingcai Chen, Xin Liu, Haijun Yang, Daohe Lu, and Buzhou Tang. The BQ corpus: A large-scale domain-specific Chinese corpus for sentence semantic equivalence identification. In *Proceedings of the 2018 Conference on Empirical Methods in Natural Language Processing*, pages 4946–4951, Brussels, Belgium, October-November 2018. Association for Computational Linguistics. doi:10.18653/v1/D18-1536. URL <https://aclanthology.org/D18-1536>.
- Nanyun Peng and Mark Dredze. Named entity recognition for chinese social media with jointly trained embeddings. In *Proceedings of the 2015 Conference on Empirical Methods in Natural Language Processing*, 2015.
- Ralph Weischedel, Sameer Pradhan, Lance Ramshaw, Martha Palmer, Nianwen Xue, Mitchell Marcus, Ann Taylor, Craig Greenberg, Eduard Hovy, Robert Belvin, and et al. Ontonotes release 4.0, 2011.
- Yu Sun, Shuohuan Wang, Yukun Li, Shikun Feng, Xuyi Chen, Han Zhang, Xin Tian, Danxiang Zhu, Hao Tian, and Hua Wu. Ernie: Enhanced representation through knowledge integration, 2019a.
- Yu Sun, Shuohuan Wang, Yukun Li, Shikun Feng, Hao Tian, Hua Wu, and Haifeng Wang. Ernie 2.0: A continual pre-training framework for language understanding, 2019b.
- Yinhan Liu, Myle Ott, Naman Goyal, Jingfei Du, Mandar Joshi, Danqi Chen, Omer Levy, Michael Lewis, Luke Zettlemoyer, and Veselin Stoyanov. Roberta: A robustly optimized bert pretraining approach. *arXiv: Computation and Language*, 2019.