

# $\mathcal{Y}$ -Tuning: An Efficient Tuning Paradigm for Large-Scale Pre-Trained Models via Label Representation Learning

Yitao Liu and Chenxin An and Xipeng Qiu

Fudan University

{yitaoliu20, cxan20, xpqiu}@fudan.edu.cn

## Abstract

With the success of large-scale pre-trained models (PTMs), how efficiently adapting PTMs to downstream tasks has attracted tremendous attention, especially for PTMs with billions of parameters. Although some parameter-efficient tuning paradigms have been proposed to address this problem, they still require large resources to compute the gradients in the training phase. In this paper, we propose  $\mathcal{Y}$ -Tuning, an efficient yet effective paradigm to adapt frozen large-scale PTMs to specific downstream tasks.  $\mathcal{Y}$ -tuning learns dense representations for labels  $\mathcal{Y}$  defined in a given task and aligns them to fixed feature representation. Without tuning the features of input text and model parameters,  $\mathcal{Y}$ -tuning is both parameter-efficient and training-efficient. For DeBERTa<sub>XXL</sub> with 1.6 billion parameters,  $\mathcal{Y}$ -tuning achieves performance more than 96% of full fine-tuning on GLUE Benchmark with only 2% tunable parameters and much fewer training costs.

## 1 Introduction

Large-scale pre-trained language models (PTMs) can capture the general language knowledge from a large corpus and have become the backbone model for many natural language processing (NLP) tasks (Devlin et al., 2019; Brown et al., 2020; Qiu et al., 2020). However, how effectively adapting their knowledge to the downstream task is still a key problem.

Currently, the prevalent paradigm of adapting PTMs to downstream NLP tasks is fine-tuning. While fine-tuning obtains good performance, it is **parameter-inefficient**: each downstream task needs its own fine-tuned parameters. Therefore, when we develop and deploy PTMs for multiple tasks, fine-tuning requires keeping a modified copy of model parameters for each task during inference, which is prohibitively expensive since PTMs are usually large. For example, BERT has 774M pa-

rameters (Devlin et al., 2019) and GPT-3 has 175B parameters (Brown et al., 2020). Besides, fine-tuning is also **training-inefficient**: training PTMs on downstream tasks usually requires updating all the parameters of the PTMs, which is memory-consuming during training because gradients and optimizer states for all parameters must be stored.

A natural solution of this problem is *lightweight fine-tuning*, which freezes all (or most) of the pre-trained parameters and augments the model with small trainable modules. There are two main paradigms of lightweight fine-tuning according to their approaches of changing model behavior. (1) Adapter-tuning (Houlsby et al., 2019; Stickland and Murray, 2019), which inserts additional task-specific adaption modules into PTMs, achieving comparable performance with fine-tuning while adding only around 2-4% task-specific parameters. (2) Prompt (or Prefix) tuning (Li and Liang, 2021; Lester et al., 2021; Liu et al., 2021b), which fixes the parameters of PTMs and modifies the model behavior by adding some learnable prompt vectors as prefix of input sequence. These prompt (or prefix) can affect how subsequent input is processed.

However, both adapter-tuning and prompt-tuning just improve the parameter-efficiency rather than training-efficiency. In the training phase, they still need to calculate gradients in PTMs during backpropagation. Even more epochs are required by prompt-tuning since the optimization is hard, which is de facto time-expensive for adapting large-scale PTMs to downstream tasks.

Besides, these two tuning paradigms follow the generic machine learning framework to learn a better task-specific feature representation for downstream tasks while ignoring to learn a superior label representation. In most of the current tuning paradigms, the representation of labels usually can be regarded as the weight vectors in the output layer, which are much simplified compared to the feature representations. Another potential risk of

adapting complicated feature representation to relatively simplified label representation is that it could disrupt the stability of the PTMs and make the tuned models more vulnerable to noises or adversarial examples (Jin et al., 2019; Li et al., 2020). Therefore, we usually adopt a very small learning rate and limit the change of parameters to a small amount.

Instead of tuning the complicated feature representation functions (implemented by PTMs), an alternative way is to learn more powerful label representations and align them to fixed feature representation. In this paper, we propose  $\mathcal{Y}$ -Tuning, a new paradigm to adapt PTMs to downstream NLP tasks. We assume that PTMs can capture the generic language and world knowledge implied in large-scale training data. The task-specific features can be induced from the frozen generic representation by powerful tuning on the label side.  $\mathcal{Y}$ -tuning first maps task type and labels to learnable representations, and then iteratively adapts the relevant information from fixed feature representation with cross-attention mechanism. At last, the final representation of each label contains the correlation between the label and the features of input. A label pointer is further used to choose the most relevant label.

Experiments on three popular PTMs including BART(Lewis et al., 2019), RoBERTa(Liu et al., 2019) and DeBERTa(He et al., 2021) show the effectiveness of  $\mathcal{Y}$ -tuning. The primary contribution of  $\mathcal{Y}$ -tuning is to learn a more powerful label representation close to the frozen feature representation, instead of tuning feature representation to adapt the labels. The advantages of  $\mathcal{Y}$ -Tuning can be summarized as follows:

- **Parameter-Efficiency.**  $\mathcal{Y}$ -tuning freezes general-purpose PTMs and learns a label representation for downstream tasks, which is usually a lightweight model with much fewer parameters.
- **Training-Efficiency.**  $\mathcal{Y}$ -tuning does not need the gradient of PTM in tuning phase and reduces both computing memory and time cost for adapting PTMs to downstream tasks. With  $\mathcal{Y}$ -tuning, the large-scale PTMs are easier and cheaper to deploy and serve, making them favorable as commercial black-box APIs.
- **Inference-Efficiency.**  $\mathcal{Y}$ -tuning improves the inference-efficiency by allowing deal with different tasks in a single batch.
- **Model Robustness.**  $\mathcal{Y}$ -tuning does not tune the feature representation of input sequence, which makes the  $\mathcal{Y}$ -tuned models more robust and more difficult to attack than the fine-tuned models.
- **Data Security** When we build a model for specific task with online service, we need upload large volumes of labeled data. The label information could involve some privacy information. With  $\mathcal{Y}$ -tuning, we just need get the generic feature representation with online service, and tune the label representation offline, which makes the training data more secure.

## 2 Preliminaries of Tuning PTMs

An NLP task usually takes an input text  $x \in \mathcal{X}$  and predicts a label  $y \in \mathcal{Y}$ , where  $\mathcal{X}$  is discrete feature space of natural language and  $\mathcal{Y}$  is label space. For example, sentiment analysis (SA) task may take a sequence  $x = \text{"I love this movie."}$  as input and predict a label  $y = \text{positive}$  from a fixed label sets  $\mathcal{Y} = \{\text{positive}, \text{negative}\}$ .

Let  $\Phi = \{\phi : \mathcal{X} \rightarrow \mathcal{Z}\}$  denote a collection of functions mapping the original language space  $\mathcal{X}$  to some latent semantic feature space  $\mathcal{Z}$ , and  $\mathcal{F} = \{f : \mathcal{Z} \rightarrow \mathcal{Y}\}$  be a collection of task-specific classification functions from the feature space to the label space  $\mathcal{Y}$ . Give a training set  $\mathcal{D}$  for a specific NLP task, we define a loss function  $\ell : \mathcal{Y} \times \mathcal{Y} \rightarrow \mathbb{R}^+$  and find the optimal representation and classification functions by

$$\phi^*, f^* = \arg \min_{f \in \mathcal{F}, \phi \in \Phi} \sum_{(x,y) \in \mathcal{D}} \ell(f \circ \phi(x), y), \quad (1)$$

where  $f \circ \phi$  denotes a composite function.

Usually, a good feature representation  $\phi(x)$  can greatly improve the performance of downstream task even though the classifier  $f(\cdot)$  is much simple. Therefore, **feature representation learning** (FRL) is the key of success in traditional learning paradigm.

Recent work has shown that PTMs can learn a universal feature representation which can benefit various NLP tasks.(Qiu et al., 2020) Therefore, the mainstream paradigm of NLP becomes pre-training and fine-tuning instead of end-to-end learning.

### 2.1 Fine-Tuning

In fine-tuning, we initialize the representation function  $\phi$  with a PTM and optimize its parameters with a small amount on the specific downstream task.

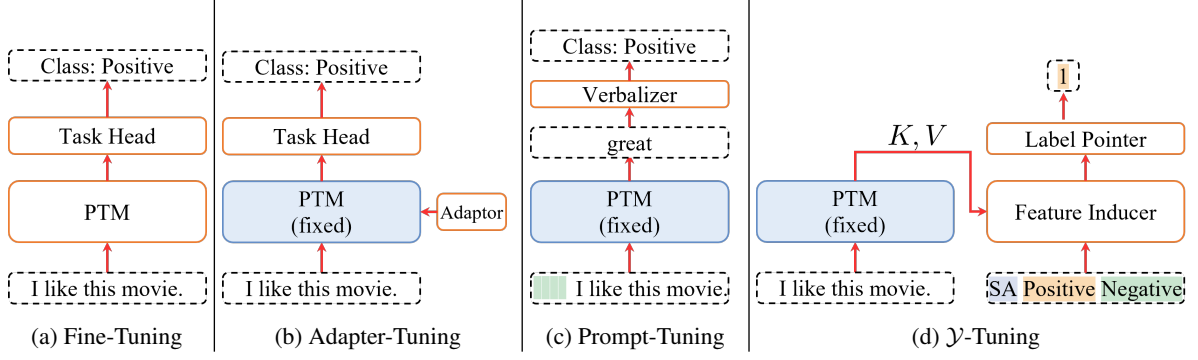


Figure 1: Illustration of Four Tuning Paradigms. In (c), ■ represents continuous prompt vectors.

Tuning Type	Input	Output	Function	Tunable Modules	Param. Efficiency	Training Efficiency
Fine-Tuning	$x$	$p(y x)$	$f \circ \phi(x)$	$f, \phi$	$\times$	$\times$
Feature-based	$x$	$p(y x)$	$f \circ \phi^*(x)$	$f$	$\checkmark$	$\checkmark$
Adapter-Tuning	$x$	$p(y x)$	$f \circ \phi^{*+\delta}(x)$	$f, \delta$	$\checkmark$	$\times$
Prompt-Tuning	$x$	$p(y x)$	$f \circ \phi^*([p; x])$	$f, p$	$\checkmark$	$\times$
$\mathcal{Y}$ -Tuning	$x, \mathcal{Y}$	$p(C x, \mathcal{Y})$	$f(\psi(\mathcal{Y}), \phi^*(x))$	$f, \psi$	$\checkmark$	$\checkmark$

Table 1: The tuning paradigms of PTMs.  $x$  is a series of tokens and  $y$  is a single class label.  $\phi$  is pre-trained model for feature representation and  $f$  can be regarded as an task-specific function.  $f \circ \phi$  denotes a composite function and  $\phi^*$  indicates the parameters are frozen. In adapter-tuning, the feature function  $\phi^{*+\delta}$  contains some extra tunable parameters  $\delta$ . In prompt-tuning,  $p$  consists of additional tunable tokens per downstream task to be prepended to the input text. In  $\mathcal{Y}$ -tuning,  $\mathcal{Y}$  denotes the label set and  $C$  denotes the indexes of label.

Although fine-tuning is the currently most effective paradigm to utilize PTMs on downstream tasks, its main drawback is its parameter-inefficiency. The computational cost is huge to serve many downstream NLP tasks, while every task has its own fine-tuned parameters.

## 2.2 Adapter-Tuning

Recently, a lightweight tuning solution is to inject small fine-tunable adaptation modules into PTMs while freezing the original parameters of PTM.

Stickland and Murray (2019) equipped a single share BERT model with small additional task-specific adaptation modules, projected attention layers (PALs). Similarly, Houlsby et al. (2019) modified the architecture of pre-trained BERT by adding adapter modules.

In adapter-tuning, the PTM is shared and the adaption modules are separately fine-tuned on different tasks. Although adapter-tuning is parameter-efficient and has with roughly 5-10 times fewer tunable parameters, it still needs to keep the whole computation graph of PTM in training phase. Thus, its computational cost is still expensive.

## 2.3 Prompt-Tuning

Since tuning large-scale PTMs is expensive and usually needs large training data, an alternative approach is reformulating the downstream tasks into an MLM task by designing appropriate prompts. Prompt-based adaptation have shown great power in few-shot setting (Brown et al., 2020; Scao and Rush, 2021; Schick and Schütze, 2021), and zero-shot setting (Petroni et al., 2019; Jiang et al., 2020). Unfortunately, the effectiveness of prompt-based adaption depends on the quality of prompt which usually requires human involvement. As a result, the performance of prompt-based adaptation still lags far behind fine-tuning on many downstream tasks.

Recently, prompt tuning (Li and Liang, 2021; Lester et al., 2021; Liu et al., 2021b) makes the prompt-based tuning a very promising method for efficient serving of large-scale PTMs, which inserts continuous prompt as prefix of the input, Prompt tuning as a parameter-efficient tuning technique, achieved comparable performance in fully-supervised setting and outperformed model fine-tuning in few-shot setting. However, like

adapter-tuning, prompt-tuning is also training-inefficient. Although prompt-tuning can reduce the task-specific parameters greatly, it cannot avoid both computing memory and time cost for adapting PTMs to downstream tasks.

### 3 $\mathcal{Y}$ -Tuning

In this paper, we consider that the gap between pre-training and fine-tuning can be narrowed from both sides: feature side and label side. If we cannot tune the feature side in many scenarios, tuning the label side is also an effective and efficient method to further boost the performance of PTMs on downstream tasks.

Let  $(x, y)$  be a training example and  $\phi^*$  be well-trained feature representation on large-scale text corpus.  $\phi^*$  is usually implemented by a complicated neural network. We assume that the feature representation function  $\phi^*$  provides generic language knowledge.

Instead of tuning feature representation  $\phi^*(x)$  to the task-specific label space, we fix the feature representation and learn a task-specific label representation  $\psi(\mathcal{Y})$ . Then we use a fuse and score function  $f(\cdot)$  to induce the relevant input feature to label representation and output a score for each label indicating the possibility to be the correct label. The loss function is triplet loss, which maximizes the score of the correct label  $\psi(y)$  while minimizing the score of the wrong label  $\psi(y')$ .

The triplet loss is defined as

$$\mathcal{L}_{\psi, f}(x, y) = \sum_{\substack{y' \in \mathcal{Y} \\ y' \neq y}} \left[ f(\phi^*(x), \psi(y')) - f(\phi^*(x), \psi(y)) + \alpha \right]_+, \quad (2)$$

where  $\square_+ = \max(x, 0)$  and  $\alpha$  is the margin between positive and negative pairs.

Give a training set  $\mathcal{D}$  for a specific NLP task, we find the optimal representation and function by

$$\psi^*, f^* = \arg \min_{f \in \mathcal{F}, \psi \in \Psi} \sum_{(x, y) \in \mathcal{D}} \mathcal{L}_{\psi, f}(x, y). \quad (3)$$

In inference phase, we make the prediction by

$$\hat{y} = \arg \max_{y \in \mathcal{Y}} f^*(\phi^*(x), \psi^*(y)), \quad (4)$$

where  $\phi^*$  is frozen pre-trained model,  $f^*$  and  $\psi^*$  are learned by  $\mathcal{Y}$ -Tuning.

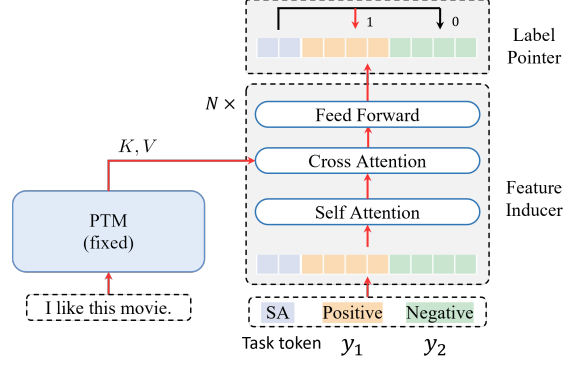


Figure 2: The architecture of  $\mathcal{Y}$ -Tuning.

## 4 An Implementation of $\mathcal{Y}$ -Tuning

In this section, we propose an alternative architecture for adapting PTMs to downstream tasks via  $\mathcal{Y}$ -Tuning.

### 4.1 Overall Architecture

We build the architecture from three components:

1. A pre-trained **feature encoder** that encodes the input text into the generic feature representation. This module could be any off-the-shelf PTM, such as BERT, T5, BART, etc.
2. A **label-aware feature inducer** that maps given task specific labels to a latent semantic space and fuses generic feature into label representations. Since the feature encoder is generic and frozen, we need a feature inducer to fetch the related information from the generic feature representation. The feature inducer can be implemented with a Transformer decoder, which applies cross-attention mechanism to select the label-specific information from the feature representation.
3. A **label pointer** that chooses a most possible label from the feature-enhanced label representations.

Figure 2 gives the illustration of our proposed architecture.

### 4.2 Label-Aware Feature Inducer

**Label Embedding** Given a label set  $\mathcal{Y}$ , we first map each label  $y \in \mathcal{Y}$  to one or several continuous vectors. Besides the label representation, we also introduce a task representation to select task-specific information from the input feature.

The initial label representation is

$$\mathbf{Y} = [\mathbf{e}_T; \mathbf{e}_1^{(1)}; \dots; \mathbf{e}_1^{(2)}; \dots] \in \mathbb{R}^{N \times D}, \quad (5)$$



where  $\mathbf{e}_T$  denotes the task embedding and  $\mathbf{e}^{(c)}$  denotes the embeddings for  $c$ -th label;  $N$  and  $D$  denote the number and dimension of label embeddings respectively. Each label can be represented by multiple embedding vectors, which can be optimized for different downstream tasks. In this paper, we just encode each label into one embedding vector. An ablation study can be found in Appendix A.1.

There are several ways to represent a label  $y$  into vectors initially, including sampling from vocabulary, uniform randomization or using token embeddings corresponding to task label. See Appendix A.2 for details.

With initial label representations, the feature inducer module applies the self-attention and cross-attention module in alternation. Following Transformer, we adopt the attention mechanism with Query-Key-Value (QKV) model. Given the packed matrix representations of queries  $\mathbf{Q} \in \mathbb{R}^{N \times D_k}$ , keys  $\mathbf{K} \in \mathbb{R}^{M \times D_k}$ , and values  $\mathbf{V} \in \mathbb{R}^{M \times D_v}$ , the scaled dot-product attention used by Transformer is given by

$$\text{Att}(\mathbf{Q}, \mathbf{K}, \mathbf{V}) = \text{softmax} \left( \frac{\mathbf{Q}\mathbf{K}^\top}{\sqrt{D_k}} \right) \mathbf{V}, \quad (6)$$

where  $N$  and  $M$  denote the lengths of queries and keys (or values);  $D_k$  and  $D_v$  denote the dimensions of keys (or queries) and values; softmax is applied in a row-wise manner. For simplicity, we directly use the Transformer decoder as feature inducer. The difference is that all attention modules here are non-causal and we use the full self-attention.

**Self-Attention and Cross-Attention** We first use a self-attention layer to increase the interaction among label representations.

To induce label-specific features from PTMs, we apply the cross-attention mechanism to fetch label-specific information from the feature representation. Concretely, we set  $\mathbf{Q} = \mathbf{Y}\mathbf{W}_q \in \mathbb{R}^{N \times D}$ ,  $\mathbf{K} = \mathbf{X}\mathbf{W}_k \in \mathbb{R}^{M \times D}$ ,  $\mathbf{V} = \mathbf{X}\mathbf{W}_v \in \mathbb{R}^{M \times D}$ , where  $\mathbf{X}$  is the hidden states taken from one or several layers of PTMs.

### 4.3 Label Pointer

After feature inducer, we get the feature-enhanced label representation

$$\mathbf{h} = [\mathbf{h}_T, \mathbf{h}_1, \dots, \mathbf{h}_C], \quad (7)$$

where  $\mathbf{h}_T$  is the task-specific representation of input, and  $\mathbf{h}_c$  as label-specific representation of label

$c$ , which is aggregated from the multiple state vectors via average- or max-pooling operation.

The triplet loss is defined as

$$\mathcal{L}(x, y) = \sum_{c=1}^C \left[ \mathbf{h}_T^\top \mathbf{h}_c - \mathbf{h}_T^\top \mathbf{h}_{c^*} + \alpha \right]_+, \quad (8)$$

where  $c^*$  denote the index of correct label.

## 4.4 Model Analysis

Assuming that we have a  $L$  layers PTM with Transformer blocks, the complexity<sup>1</sup> of PTM is  $\mathcal{O}(LM^2)$ , where  $M$  is input sequence length.

The prompt-tuning pre-pends  $P$  continuous prompts to input sequence, and the complexity becomes  $\mathcal{O}(L(M + P)^2)$ . The complexity increases greatly even for a small  $P$ . When the PTM is very large, the cost of prompt-tuning is unaffordable, especially for training phase.

In  $\mathcal{Y}$ -tuning, the complexity of self-attention and cross-attention in label perceiver are  $\mathcal{O}(N^2)$  and  $\mathcal{O}(MN)$  respectively, where  $N$  be the size of label set. Since  $N \ll M$  for most downstream tasks, especially for classification, the increased computational cost is negligible compared to the cost of original PTM.

Compared to prompt-tuning,  $\mathcal{Y}$ -tuning has lower computational cost in both training and inference phases.

## 5 Experiment

### 5.1 Experimental Settings

We respectively use BART<sub>LARGE</sub>(Lewis et al., 2019), RoBERTa<sub>LARGE</sub>(Liu et al., 2019) and DeBERTa<sub>XXL</sub>(He et al., 2021) as PTMs to evaluate our method since they contain representative PTMs for both NLG and NLU. We implement  $\mathcal{Y}$ -Tuning based on Hugging Face Transformers(Wolf et al., 2020). One label representation is assigned for each class on downstream tasks. Similar to Lester et al. (2021), those label embeddings are initialized from embeddings of tokens sampled from the vocabulary. The margin for triplet loss is set to 0.1 empirically.

**Compared Methods** To verify the ability of  $\mathcal{Y}$ -tuning, we compare it to other tuning methods which also fix all the parameters of PTMs and do not need computing the gradients of PTMs during training.

<sup>1</sup>Here we mainly compute of complexity of QKV attention.

Method	Total Params	Tunable Params	CoLA (8.5k)	SST-2 (67k)	MPRC (3.7k)	QQP (364k)	MNLI <sub>m</sub> (393k)	MNLI <sub>mm</sub> (393k)	QNLI (105k)	RTE (2.5k)	AVG
<i>Dev Set</i>											
BART <sub>en</sub> -FT	205M	205M	59.3	95.8	89.2	89.5	92.2	89.3	94.3	77.6	85.2
BART <sub>en</sub> -FixT	223M	19M	42.1	93.2	76.0	<b>86.7</b>	81.3	82.4	<b>88.4</b>	60.6	75.6
BART <sub>en</sub> -YT	220M	17M	<b>44.4</b>	<b>94.4</b>	<b>79.2</b>	85.5	<b>81.6</b>	<b>83.0</b>	88.2	<b>62.8</b>	<b>76.9</b>
<i>Test Set</i>											
BART <sub>en</sub> -FT	205M	205M	51.4	95.6	86.4	73.4	89.4	88.6	94.5	73.9	80.6
BART <sub>en</sub> -FixT	223M	19M	<b>41.7</b>	90.3	74.0	<b>65.3</b>	81.8	81.4	88.0	56.6	71.1
BART <sub>en</sub> -YT	220M	17M	40.9	<b>95.6</b>	<b>76.8</b>	64.2	<b>82.5</b>	<b>82.4</b>	<b>88.1</b>	<b>57.4</b>	<b>72.2</b>

Table 2: Dev and test set results on GLUE benchmark using BART<sub>LARGE</sub>’s encoder as PTM. Scores on test set are obtained from GLUE evaluation server. The metric for CoLA is Matthew’s Correlation while all other tasks use accuracy scores.

- **Fix+Linear (FixL).** The PTM is frozen and the average of output embeddings is used as sentence representation to feed into a linear classification head on top.
- **Fix+Transformer (FixT).** Generally, for text classification tasks using BART the decoder would do cross-attention for encoder outputs and embeddings of input tokens after self-attention transformation. An additional linear head is used to get the final prediction. We fix the parameters of PTM and only one extra tunable Transformer layer plays the role of the decoder. We use this feature-based paradigm as our baseline. Since the decoder of BART itself has pre-training parameters, the decoder is initialized with the weights from the first layer of BART’s decoder. For RoBERTa-FixT and DeBERTa-FixT we use one Transformer layer as the decoder, which is built by only self-attention on the encoder’s last hidden states instead. For these two encoder-only PTMs, it is difficult to optimize on small scale datasets if the decoder is randomized initially. Therefore, we apply FixT on the MNLI dataset first and get the pre-trained decoder for tuning other tasks.
- **Y-Tuning (YT).** Compared with FixT, we replace the input embeddings with label representation and the linear head is discarded. The decoder is initialized in the same way as FixT does except for the application of Y-Tuning in decoder pretraining. We further carry out experiments on Y-tuning with decoder with different layer numbers. Suppose we have a decoder of  $L_d$  layers, then the  $i$ th layer of the decoder would co-attend to the

hidden states output by  $\lfloor \frac{L_e}{i} \rfloor$ th layers of encoder where  $L_e$  denotes the number of encoder layers. We select  $L_d$  from  $\{1, 2, 4\}$  in our experiments. Borrowing from ALBERT’s (Lan et al., 2020) approach, the parameters across layers are shared to ensure the number of tunable parameters remains the same. Moreover, the total FLOPs of the decoder in Y-Tuning are  $\mathcal{O}(L_d N M)$ , which is still much less than  $\mathcal{O}(M^2)$  the baseline costs. In our method, we use  $YT_n$  to denote that a  $n$ -layer weight-sharing decoder is used.

Besides the above baselines, we also list the results of two popular tuning paradigms for reference.

- **Fine-Tuning (FT).** All the parameters of the model can be updated. FT can be regarded as a measure of the upper limit of the model’s performance.
- **Adapter-Tuning (AT).** The performance of Adapter-based Tuning is comparable with FT.(Houlsby et al., 2019). However AT saves tunable parameters only and it is still much more time consuming compared to YT (See Sec5.6).
- **Prompt-Tuning (PT).** For prompt-tuning & P-tuning method we report the results on SuperGLUE benchmark(Wang et al., 2020a) in accordance with Lester et al. (2021). Since prompt-tuning is usually applied on few-shot learning scenario, we just compare it on SuperGLUE dataset in Table 4.
- **WARP.** WARP focuses on learning word embeddings concatenated to input texts. Their method is similar to PT while WARP takes an

adversarial reprogramming approach. They also use MNLI to pretrain the added word embeddings.

## 5.2 GLUE Benchmark

We select seven classification tasks from GLUE including CoLA, SST-2, MRPC, QQP, MNLI, QNLI and RTE to test  $\mathcal{V}$ -Tuning’s ability. For small datasets including CoLA, MRPC and RTE, we select a training batch size of 16. For other datasets, the training batch size is set to 32. We sweep learning rates in  $\{1 \cdot 10^{-5}, 2 \cdot 10^{-5}, 3 \cdot 10^{-5}, 4 \cdot 10^{-5}\}$ . Training epochs are 10 for all tasks. With different random seeds, we run each experiment 3 times and report the best result.

Results of BART model on development set and test set are demonstrated in Table 2.  $\mathcal{V}$ -Tuning improves the baseline by more than 1 point on both dev set and test set while requiring fewer tunable parameters and computation costs. Our method obtains gains on most datasets, especially for the SST-2 dataset where  $\mathcal{V}$ -Tuning achieves comparable results with fine-tuning on the test set, approximately 5.3% higher than the baseline. We speculate that this is because the categories of the SST-2 dataset can be explicitly described using labels (i.e. Great and Terrible). Therefore, the label perceiver could collect semantic information more straightforward.

Table 3 shows results of RoBERTa and DeBERTa model on GLUE development set. Here we choose a 4-layer weight sharing decoder for better performance and the discussion about the number of decoder layers can be seen in Sec. 5.4. It can be seen that  $\mathcal{V}$ -Tuning significantly surpasses fix-tuning by around 3% on average. Although it’s impossible to fine-tune all parameters of DeBERTa<sub>XXL</sub> with 1.6 billion parameters on a single RTX 3090 GPU due to out of memory(OOM) problem,  $\mathcal{V}$ -Tuning works well and achieves performance more than 96% of full fine-tuning with only 2% tunable parameters. The results of DeBERTa- $\mathcal{V}T_4$  is competitive with RoBERTa-FT and the training memory consumption is even only 76% of the latter in practice.

It is noteworthy that as the number of model parameters increases, the gap between fine-tuning and  $\mathcal{V}$ -Tuning is narrowing. This means that our approach is expected to achieve comparable results to fine-tuning in the future, given the current trend of growing larger PTMs.

## 5.3 SuperGLUE Benchmark

We further validate our method on several tasks on SuperGLUE benchmark(Wang et al., 2020a) including RTE, BoolQ and CB in consistence with Liu et al. (2021a). For these datasets we select epochs as 20 and sweeps learning rate from  $\{1 \cdot 10^{-5}, 2 \cdot 10^{-5}, 3 \cdot 10^{-5}, 1 \cdot 10^{-4}\}$ . Table 4 suggests that  $\mathcal{V}$ -Tuning yields strong performance increase over both baseline and prompt tuning(Lester et al., 2021; Liu et al., 2021b).

## 5.4 Number of Decoder Layers

Table 5 shows experimental results of  $\mathcal{V}$ -Tuning on RoBERTa<sub>LARGE</sub> with different number of decoder layers with parameters initialized randomly. We find that the performance of using only a one-layer decoder was not very ideal in this setting. We suppose that the lack of low-level semantic details would result in the difficulty of optimization. However, as the number of decoder layers increases, our method improves significantly and surpasses our baseline by more than 2% on SST-2 and 6% on MNLI with fewer FLOPs and comparable parameters. Moreover,  $\mathcal{V}T_4$  only requires an additional 7%  $\sim$  10% time consumption than  $\mathcal{V}T_1$  during both training and inference in our experiments, which is quite marginal considering the bringing performance boost.

## 5.5 Robustness

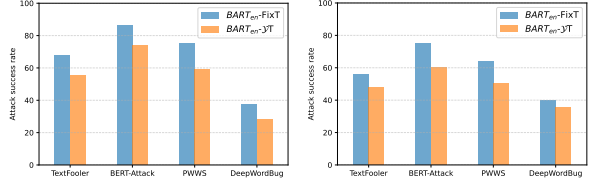
Compared with the simple mapping of complex sentence features to low-dimensional space,  $\mathcal{V}$ -Tuning uses an equally complex label representation to match the semantic representation of sentences, thus alleviating the problem of robustness deterioration caused by dimension reduction in the mapping process. We validate the robustness of our methods by attacking our models on SST-2 and MNLI datasets with different adversarial attackers. The baseline and  $\mathcal{V}$ -Tuning are attacked by four typical attack models covering both word-level and char-level types including TextFooler (Jin et al., 2019), BERT-Attack (Li et al., 2020), PWWS (Ren et al., 2019) and DeepWordBug (Gao et al., 2018) implemented in Zeng et al. (2021). We evaluate both methods on the full SST-2 test set and 1k samples randomly selected from MNLI-matched test set using attack successful rate (ASR) as the metric. ASR represents the rate of model output categories changing after attacker methods are applied. The lower ASR is, the more robustness the

Method	Total Params	Tunable Params	CoLA	SST-2	MPRC	QQP	MNLI	QNLI	RTE	AVG
RoBERTa-FT <sup>†</sup>	355M	355M	68.0	96.4	90.9	92.2	90.2	96.4	86.6	88.7
RoBERTa-AT <sup>†</sup>	355M	3M	67.4	96.3	92.9	88.5	90.4	94.7	83.4	87.7
RoBERTa-WARP <sup>†</sup>	355M	≤ 1M	60.6	96.0	91.2	84.5	88.2	93.5	86.3	85.8
RoBERTa-FixL <sup>†</sup>	355M	≤ 1M	48.9	88.4	82.5	74.9	64.2	78.1	59.2	70.9
RoBERTa-FixT	368M	14M	54.2	93.6	81.4	86.3	77.9	84.8	79.1	79.6
RoBERTa- $\mathcal{Y}$ T <sub>4</sub>	372M	17M	<b>54.4</b>	<b>94.5</b>	<b>85.0</b>	<b>87.4</b>	<b>83.1</b>	<b>88.2</b>	<b>81.9</b>	<b>82.1</b>
DeBERTa-FT*	1.6B	1.6B	72.0	97.2	93.1	92.7	91.8	96.0	93.5	90.9
DeBERTa-FixT	1.6B	28M	56.0	95.0	83.8	<b>88.0</b>	84.0	93.2	<b>89.9</b>	84.3
DeBERTa- $\mathcal{Y}$ T <sub>4</sub>	1.6B	31M	<b>65.8</b>	<b>96.2</b>	<b>90.9</b>	87.8	<b>87.8</b>	<b>93.6</b>	89.2	<b>87.4</b>

Table 3: Dev set results on GLUE benchmark with RoBERTa<sub>LARGE</sub> and DeBERTa<sub>XXL</sub> backbone. Methods with <sup>†</sup> and \* indicate results reported in [Hambardzumyan et al. \(2021\)](#) and [He et al. \(2021\)](#) separately. The version of DeBERTa<sub>XXL</sub> is DeBERTa-V2 finetuned with MNLI task, which slightly improves the results of other tasks. We choose this PTM for DeBERTa-FixT and our DeBERTa- $\mathcal{Y}$ T<sub>4</sub> on all tasks except for MNLI where the original DeBERTa-V2 model without MNLI finetuning is used.

Method	Total Params	Tunable Params	RTE (2.5k)	BoolQ (9.4k)	CB (0.25k)
RoBERTa-FT <sup>†</sup>	355M	355M	86.6	86.9	98.2
RoBERTa-PT <sup>†</sup>	355M	-	58.8	62.3	71.4
RoBERTa-FixT	368M	14M	78.3	70.9	89.3
RoBERTa- $\mathcal{Y}$ T <sub>4</sub>	372M	17M	<b>82.7</b>	<b>75.2</b>	<b>92.3</b>

Table 4: Results on SuperGLUE dev set. Our method significantly surpasses feature-based baseline and prompt-tuning. Methods with <sup>†</sup> indicate results reported in [Liu et al. \(2021a\)](#).



(a) SST-2 test set (b) MNLI<sub>m</sub> test set

Figure 3: Robustness against Adversarial Attacks.

victim model is. As seen in Figure 3, the ASR of  $\mathcal{Y}$ -Tuning is 5% ~ 15% lower than feature-based baseline, which shows that our method is more insensitive to perturbation.

## 5.6 Training Efficiency

We compare training speed of fine-tuning, adapter-based tuning ([Pfeiffer et al., 2021](#)), prompt tuning ([Liu et al., 2021b](#)) and  $\mathcal{Y}$ -Tuning. Adapter-based tuning method in our experiments is imple-

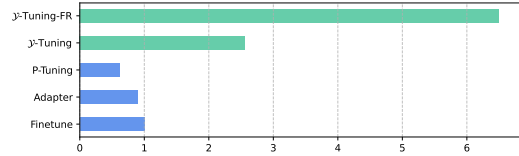


Figure 4: Training speed-up ratio over fine-tuning on various methods. The speed up ratio of fine-tuning itself is denoted as 1x.

mented with their open source code<sup>2</sup> ([Pfeiffer et al., 2020](#)). Prompt tuning results are reproduced with code<sup>3</sup> released by [Liu et al. \(2021a\)](#) with prompt length as 8. We choose  $\mathcal{Y}$ T<sub>4</sub> as our competing method. All these systems are evaluated under with same experimental environments and the same batch size. Concretely, we run these systems on a single 24G GeForce RTX 3090 GPU for 3 times and report the average results. The comparison results are shown in Figure 4.  $\mathcal{Y}$ -Tuning is 2.5 times faster than directly fine-tuning. It should be noted

Method	Total Params	Tunable Params	SST-2	MNLI <sub>m</sub> / mm
RoBERTa-FT	355M	355M	96.4	90.4 / 90.1
RoBERTa-FixL <sup>†</sup>	355M	≤ 1M	88.4	64.2
RoBERTa-FixT	368M	14M	92.4	77.4 / 78.4
RoBERTa- $\mathcal{Y}$ T <sub>1</sub>	372M	17M	92.5	76.4 / 77.2
RoBERTa- $\mathcal{Y}$ T <sub>2</sub>	372M	17M	93.8	80.7 / 81.0
RoBERTa- $\mathcal{Y}$ T <sub>4</sub>	372M	17M	<b>94.5</b>	<b>82.8 / 83.3</b>

Table 5: Evaluation results on GLUE benchmark with RoBERTa<sub>LARGE</sub> backbone with different number of decoder layers. The results of RoBERTa-FixL are obtained from [Hambardzumyan et al. \(2021\)](#).

<sup>2</sup><https://github.com/Adapter-Hub/adapter-transformers>

<sup>3</sup><https://github.com/THUDM/P-tuning-v2>



that for  $\mathcal{V}$ -Tuning we can save features representations of PTM on disks during the first epoch and reuse them for subsequent epochs, which further reduces the overhead of computation tremendously (denoted as  $\mathcal{V}$ -Tuning-FR in Figure 4). Since storage costs are much cheaper than computing costs in industry, our approach is of practical value for saving training costs.

On one hand, our method does not cost a lot of GPU memory.  $\mathcal{V}$ -Tuning consumes 20%  $\sim$  30% memory that of fine-tuning, while adapter-based method requires 70% and prompt-based method 99% GPU memory compared with that of fine-tuning. On the other hand, we also obtain an obvious drop in GPU usage. the GPU usage with  $\mathcal{V}$ -Tuning-FR is only 10% that of fine-tuning, which indicates that our approach has great advantages while simultaneously training for different classification tasks.

## 6 Related Work

$\mathcal{V}$ -tuning is related to two lines of work: label embedding and text matching.

**Label Embedding** Label embedding (Yeh et al., 2017; Sun et al., 2017; Wang et al., 2020b) is to enhance feature representation by integrating label information, which is an effective strategy if the output space is complex and correlative. Hambarzumyan et al. (2021) improve prompt-tuning by initializing the weights of the output layer with the word embeddings used for the input, which can also be regarded as label embedding.

Different from label embedding,  $\mathcal{V}$ -tuning builds a more complex label representation and inject it with the label-specific feature.  $\mathcal{V}$ -tuning can be regarded as a wrapper of PTMs, rather than just label embeddings.

**Text Matching** Text matching (Sun et al., 2019; Chai et al., 2020; Wang et al., 2021) is also a framework to reformulate classification problem, in which we can predict whether the pair-wise input  $(x, y_c)$  is matched, where  $x$  is the original text and  $y_c$  is the natural language description of label  $c$ . Existing methods usually concatenate  $x$  and  $y_c$  into a single sequence  $x \oplus y_c$ , use PTMs to predict their score. According to the input mode of PTMs, text matching is more like prompt-tuning. Different from text matching,  $\mathcal{V}$ -tuning is more like a wrapper of PTMs.

## 7 Conclusion

In this paper, we explore a new tuning paradigm,  $\mathcal{V}$ -tuning, to condition frozen pre-trained models to perform specific downstream tasks. Instead of tuning the complicated feature representation into simple label space,  $\mathcal{V}$ -tuning aims to build a more powerful label space and adapt it to feature space. In this tuning paradigm, we can more efficiently and conveniently adapt and deploy PTMs on downstream tasks, especially for the scenario of deploying a single PTM for multiple tasks simultaneously. Although we have obtained some promising results, there are still much room for improvement from different perspectives, and we leave it as our future work. The potential directions are as follows:

**Architecture.** The more effective architecture of  $\mathcal{V}$ -tuning still needs further exploration. We believe that the performance of  $\mathcal{V}$ -tuning can be further improved.

**Better Label Representation.** Though the representation of a label can be random initialized and exactly learned from the training samples, incorporating prior knowledge of the label is also helpful when training data is limited.

## References

- Tom B. Brown, Benjamin Mann, Nick Ryder, Melanie Subbiah, Jared Kaplan, Prafulla Dhariwal, Arvind Neelakantan, Pranav Shyam, Girish Sastry, Amanda Askell, Sandhini Agarwal, Ariel Herbert-Voss, Gretchen Krueger, Tom Henighan, Rewon Child, Aditya Ramesh, Daniel M. Ziegler, Jeffrey Wu, Clemens Winter, Christopher Hesse, Mark Chen, Eric Sigler, Mateusz Litwin, Scott Gray, Benjamin Chess, Jack Clark, Christopher Berner, Sam McCandlish, Alec Radford, Ilya Sutskever, and Dario Amodei. 2020. [Language models are few-shot learners](#). In *NeurIPS 2020, December 6-12, 2020, virtual*.
- Duo Chai, Wei Wu, Qinghong Han, Fei Wu, and Jiwei Li. 2020. [Description based text classification with reinforcement learning](#). In *Proceedings of the 37th International Conference on Machine Learning, ICML 2020, 13-18 July 2020, Virtual Event*, volume 119 of *Proceedings of Machine Learning Research*, pages 1371–1382. PMLR.
- Jacob Devlin, Ming-Wei Chang, Kenton Lee, and Kristina Toutanova. 2019. [BERT: pre-training of deep bidirectional transformers for language understanding](#). In *NAACL-HLT 2019, Minneapolis, MN, USA, June 2-7, 2019, Volume 1 (Long and Short Papers)*, pages 4171–4186.
- Ji Gao, Jack Lanchantin, Mary Lou Soffa, and Yanjun Qi. 2018. Black-box generation of adversarial

- text sequences to evade deep learning classifiers. In *2018 IEEE Security and Privacy Workshops (SPW)*, pages 50–56. IEEE.
- Karen Hambardzumyan, Hrant Khachatrian, and Jonathan May. 2021. WARP: word-level adversarial reprogramming. *arXiv preprint arXiv:2101.00121*.
- Pengcheng He, Xiaodong Liu, Jianfeng Gao, and Weizhu Chen. 2021. [Deberta: Decoding-enhanced bert with disentangled attention](#).
- Neil Houlsby, Andrei Giurgiu, Stanislaw Jastrzebski, Bruna Morrone, Quentin De Laroussilhe, Andrea Gesmundo, Mona Attariyan, and Sylvain Gelly. 2019. Parameter-efficient transfer learning for NLP. In *ICML*, pages 2790–2799.
- Zhengbao Jiang, Frank F. Xu, Jun Araki, and Graham Neubig. 2020. How can we know what language models know. *Trans. Assoc. Comput. Linguistics*, 8:423–438.
- Di Jin, Zhijing Jin, Joey Tianyi Zhou, and Peter Szolovits. 2019. Is BERT really robust? natural language attack on text classification and entailment. In *AAAI*.
- Zhenzhong Lan, Mingda Chen, Sebastian Goodman, Kevin Gimpel, Piyush Sharma, and Radu Soricut. 2020. [Albert: A lite bert for self-supervised learning of language representations](#).
- Brian Lester, Rami Al-Rfou, and Noah Constant. 2021. The power of scale for parameter-efficient prompt tuning. *arXiv preprint arXiv:2104.08691*.
- Mike Lewis, Yinhan Liu, Naman Goyal, Marjan Ghazvininejad, Abdelrahman Mohamed, Omer Levy, Ves Stoyanov, and Luke Zettlemoyer. 2019. [Bart: Denoising sequence-to-sequence pre-training for natural language generation, translation, and comprehension](#).
- Linyang Li, Ruotian Ma, Qipeng Guo, Xiangyang Xue, and Xipeng Qiu. 2020. BERT-ATTACK: Adversarial attack against BERT using BERT. In *EMNLP*.
- Xiang Lisa Li and Percy Liang. 2021. Prefix-tuning: Optimizing continuous prompts for generation. *arXiv preprint arXiv:2101.00190*.
- Xiao Liu, Kaixuan Ji, Yicheng Fu, Zhengxiao Du, Zhilin Yang, and Jie Tang. 2021a. [P-tuning v2: Prompt tuning can be comparable to fine-tuning universally across scales and tasks](#).
- Xiao Liu, Yanan Zheng, Zhengxiao Du, Ming Ding, Yujie Qian, Zhilin Yang, and Jie Tang. 2021b. [Gpt understands, too](#).
- Yinhan Liu, Myle Ott, Naman Goyal, Jingfei Du, Mandar Joshi, Danqi Chen, Omer Levy, Mike Lewis, Luke Zettlemoyer, and Veselin Stoyanov. 2019. [Roberta: A robustly optimized bert pretraining approach](#).
- Fabio Petroni, Tim Rocktäschel, Sebastian Riedel, Patrick S. H. Lewis, Anton Bakhtin, Yuxiang Wu, and Alexander H. Miller. 2019. Language models as knowledge bases? In *EMNLP-IJCNLP*, pages 2463–2473.
- Jonas Pfeiffer, Aishwarya Kamath, Andreas Rücklé, Kyunghyun Cho, and Iryna Gurevych. 2021. [Adapterfusion: Non-destructive task composition for transfer learning](#).
- Jonas Pfeiffer, Andreas Rücklé, Clifton Poth, Aishwarya Kamath, Ivan Vulić, Sebastian Ruder, Kyunghyun Cho, and Iryna Gurevych. 2020. [Adapterhub: A framework for adapting transformers](#).
- Xipeng Qiu, TianXiang Sun, Yige Xu, Yunfan Shao, Ning Dai, and Xuanjing Huang. 2020. [Pre-trained models for natural language processing: A survey](#). *SCIENCE CHINA Technological Sciences*, 63(10):1872–1897.
- Shuhuai Ren, Yihe Deng, Kun He, and Wanxiang Che. 2019. Generating natural language adversarial examples through probability weighted word saliency. In *Proceedings of the 57th annual meeting of the association for computational linguistics*, pages 1085–1097.
- Teven Le Scao and Alexander M. Rush. 2021. How many data points is a prompt worth? In *Proceedings of the 2021 Conference of the North American Chapter of the Association for Computational Linguistics: Human Language Technologies, NAACL-HLT 2021, Online, June 6-11, 2021*, pages 2627–2636. Association for Computational Linguistics.
- Timo Schick and Hinrich Schütze. 2021. Exploiting cloze-questions for few-shot text classification and natural language inference. In *Proceedings of the 16th Conference of the European Chapter of the Association for Computational Linguistics: Main Volume, EACL 2021, Online, April 19 - 23, 2021*, pages 255–269. Association for Computational Linguistics.
- Asa Cooper Stickland and Iain Murray. 2019. BERT and PALs: Projected attention layers for efficient adaptation in multi-task learning. In *ICML*, pages 5986–5995.
- Chi Sun, Luyao Huang, and Xipeng Qiu. 2019. [Utilizing BERT for aspect-based sentiment analysis via constructing auxiliary sentence](#). In *Proceedings of the 2019 Conference of the North American Chapter of the Association for Computational Linguistics: Human Language Technologies, Volume 1 (Long and Short Papers)*, pages 380–385, Minneapolis, Minnesota. Association for Computational Linguistics.
- Xu Sun, Bingzhen Wei, Xuancheng Ren, and Shuming Ma. 2017. Label embedding network: Learning label representation for soft training of deep networks. *arXiv preprint arXiv:1710.10393*.

- Alex Wang, Yada Pruksachatkun, Nikita Nangia, Amanpreet Singh, Julian Michael, Felix Hill, Omer Levy, and Samuel R. Bowman. 2020a. [Superglue: A stickier benchmark for general-purpose language understanding systems](#).
- Haobo Wang, Chen Chen, Weiwei Liu, Ke Chen, Tianlei Hu, and Gang Chen. 2020b. Incorporating label embedding and feature augmentation for multi-dimensional classification. In *Proceedings of the AAAI Conference on Artificial Intelligence*, volume 34, pages 6178–6185.
- Sinong Wang, Han Fang, Madian Khabsa, Hanzi Mao, and Hao Ma. 2021. [Entailment as few-shot learner](#). *CoRR*, abs/2104.14690.
- Thomas Wolf, Lysandre Debut, Victor Sanh, Julien Chaumond, Clement Delangue, Anthony Moi, Pierric Cistac, Tim Rault, Rémi Louf, Morgan Funtowicz, Joe Davison, Sam Shleifer, Patrick von Platen, Clara Ma, Yacine Jernite, Julien Plu, Canwen Xu, Teven Le Scao, Sylvain Gugger, Mariama Drame, Quentin Lhoest, and Alexander M. Rush. 2020. [Transformers: State-of-the-art natural language processing](#). In *Proceedings of the 2020 Conference on Empirical Methods in Natural Language Processing: System Demonstrations*, pages 38–45, Online. Association for Computational Linguistics.
- Chih-Kuan Yeh, Wei-Chieh Wu, Wei-Jen Ko, and Yu-Chiang Frank Wang. 2017. Learning deep latent space for multi-label classification. In *Thirty-first AAAI conference on artificial intelligence*.
- Guoyang Zeng, Fanchao Qi, Qianrui Zhou, Tingji Zhang, Bairu Hou, Yuan Zang, Zhiyuan Liu, and Maosong Sun. 2021. [Openattack: An open-source textual adversarial attack toolkit](#). In *Proceedings of the 59th Annual Meeting of the Association for Computational Linguistics and the 11th International Joint Conference on Natural Language Processing: System Demonstrations*, pages 363–371.

## Appendix

### A Experimental Details and Additional Results

We perform an ablation to study how much the number of embeddings corresponding to each class and the initial label embeddings would have influence on  $\mathcal{Y}$ -Tuning. Experimental results show that our method is insensitive to these settings.

#### A.1 Affects on the Number of Label Embeddings per Label

First we conduct experiments on the number of label embeddings. We assign different number of labels for each category and calculate margin loss for each pair of positive and negative labels during training. The summation of logits belonging to each class represents the final score. Figure 5 suggests one label embedding is sufficient for achieving best results.

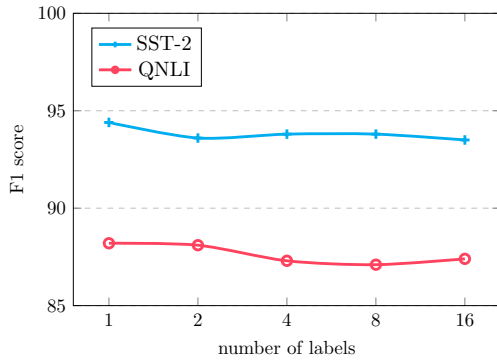


Figure 5: Ablation of the number of label embeddings per label.

#### A.2 Affects on Initialization of Label Embeddings

We instigate whether the label embeddings initialization matters. In consistence with [Lester et al. \(2021\)](#), we ablate the initialization in these ways:

- Random Uniform.** Uniformly distributed randomization in a range of  $[-0.5, 0.5]$ .
- Sampled Vocab.** Embeddings of tokens sampled from vocabulary in the order of descending frequency of pre-training.
- Class Label.** Embeddings of class labels. (e.g. ‘great’ for positive sample and ‘terrible’ for negative sample on SST-2). We average the embeddings if the class label is split into multiple subwords.

- Opposite Label.** Embeddings of opposite class labels (e.g. ‘terrible’ for positive sample and ‘great’ for negative sample on SST-2).

Initialization	SST-2
Random Uniform	93.8
Sampled Vocab	<b>94.4</b>
Class Label	94.2
Opposite Label	93.8

Table 6: Ablation of label embeddings initialization.

Besides, the task token is initialized as ‘<s>’. As shown in Table 6, while sampled from vocab slightly outperforms other initialization manners, assigning opposite label embeddings still achieves superior results over baseline. This indicates that our method works well for various label embeddings initialization, which means that our method is also suitable for those classification tasks without explicit tokens corresponding to class labels.