

# Scaling of acceleration statistics in high Reynolds number turbulence

Dhawal Buaria<sup>1,2,\*</sup> and Katepalli R. Sreenivasan<sup>1,3</sup>

<sup>1</sup>Tandon School of Engineering, New York University, New York, NY 11201, USA

<sup>2</sup>Max Planck Institute for Dynamics and Self-Organization, 37077 Göttingen, Germany

<sup>3</sup>Department of Physics and the Courant Institute of Mathematical Sciences,  
New York University, New York, NY 10012, USA

(Dated: February 22, 2022)

The scaling of acceleration statistics in turbulence is examined by combining data from the literature with new data from well-resolved direct numerical simulations of isotropic turbulence, significantly extending the Reynolds number range. The acceleration variance at higher Reynolds numbers departs from previous predictions based on multifractal models, which characterize Lagrangian intermittency as a naive extension of Eulerian intermittency. The disagreement is even more prominent for higher-order moments of the acceleration. Instead, starting from a known exact relation, we relate the scaling of acceleration variance to that of Eulerian fourth-order velocity gradient and velocity increment statistics. This prediction is in excellent agreement with the variance data. Our work highlights the need for models that consider Lagrangian intermittency independent of the Eulerian counterpart.

*Introduction:* The acceleration of a fluid element in a turbulent flow, given by the Lagrangian derivative of the velocity, resulting from the balance of forces acting on it, is arguably the simplest descriptor of its motion. This is directly reflected in the Navier-Stokes equations:

$$\mathbf{a} = D\mathbf{u}/Dt = -\nabla p + \nu \nabla^2 \mathbf{u}, \quad (1)$$

where,  $\mathbf{u}$  is the divergence-free velocity ( $\nabla \cdot \mathbf{u} = 0$ ),  $p$  the pressure and  $\nu$  the kinematic viscosity of the fluid. Besides its fundamental role in the study of turbulence [1–4], understanding the statistics of acceleration is of paramount importance for diverse range of applications constructed around stochastic modeling of transport phenomena in turbulence [5–8]. The application of Kolmogorov’s 1941 phenomenology implies that the variance (and higher-order moments) of any acceleration component  $a$  can be solely described by the mean-dissipation rate  $\langle \epsilon \rangle$  and  $\nu$  [9–11]:

$$\langle a^2 \rangle = \frac{1}{3} \langle |\mathbf{a}|^2 \rangle = a_0 \langle \epsilon \rangle^{3/2} \nu^{-1/2}, \quad (2)$$

where  $a_0$  is thought to be a universal constant.

However, extensive numerical and experimental work has shown that  $a_0$  increases with Reynolds number [1, 12–20]. Thus, obtaining data on  $a_0$  and modeling its  $R_\lambda$ -variation has been a topic of considerable interest. While several works have focused on acceleration statistics [21–24], the most notable procedure stems from the multifractal model [25–27], which quantifies acceleration intermittency (and, in general, the intermittency of other Lagrangian quantities) by simply adapting to the Lagrangian viewpoint the well-known Eulerian framework, based either on the energy dissipation rate [28] or velocity increments [29]. A key result from this consideration is that  $a_0 \sim R_\lambda^\chi$ ,  $\chi \approx 0.135$ , where  $R_\lambda$  is the Taylor-scale Reynolds number. While data from direct numerical simulations (DNS) and experiments do not directly

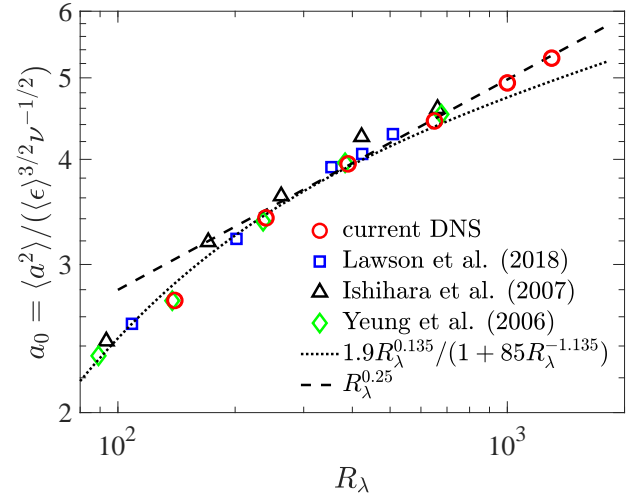


FIG. 1. Normalized acceleration variance  $a_0 = \langle a^2 \rangle / (\langle \epsilon \rangle^{3/2} \nu^{-1/2})$  as a function of  $R_\lambda$ . The data can be prescribed by a simple  $R_\lambda^{0.25}$  power-law at high  $R_\lambda$ , in contrast to the previously proposed empirical fit given by Eq. (3).

display this power-law, it is nevertheless presumed to be asymptotically correct at very large  $R_\lambda$ , and an empirical interpolation formula [16, 19],

$$a_0 \simeq \frac{c_1 R_\lambda^\chi}{(1 + c_2/R_\lambda^{1+\chi})}, \quad (3)$$

with  $\chi = 0.135$ ,  $c_1 = 1.9$ ,  $c_2 = 85$ , was previously suggested to fit the data, showing reasonable success [30].

In this Letter, we revisit the scaling of acceleration variance (and higher-order moments) by presenting new DNS data at higher  $R_\lambda$ . The new variance data agrees with previous lower  $R_\lambda$  data, where the  $R_\lambda$  range overlaps, but increasing deviations from Eq. (3) occur at higher  $R_\lambda$ . Results for high-order moments show even stronger deviations from previous predictions. Further

analysis shows that the extension of Eulerian multifractal models to the Lagrangian viewpoint is the source of this discrepancy. We develop a statistical model which shows excellent agreement with variance data at high  $R_\lambda$ , and also provide an updated interpolation fit to include low  $R_\lambda$  data.

*Direct Numerical Simulations:* The DNS data utilized here correspond to the canonical setup of forced stationary isotropic turbulence in a periodic domain [31], allowing the use of highly accurate Fourier pseudo-spectral methods [32]. The novelty is that we have simultaneously achieved very high Reynolds number and the necessary grid resolution to accurately resolve the small-scales [33, 34]. The data correspond to the same Taylor-scale Reynolds number  $R_\lambda$  range of 140 – 1300 attained in recent studies [35–39], which have also established convergence with respect to resolution and statistical sampling. The grid resolution is as high as  $k_{\max}\eta_K \approx 6$ , which is substantially higher than  $k_{\max}\eta_K \approx 1 - 2$ , utilized in previous acceleration studies [16, 19, 20];  $k_{\max} = \sqrt{2}N/3$  is the maximum resolved wavenumber on a  $N^3$  grid and  $\eta_K (= \nu^{3/4}\langle\epsilon\rangle^{-1/4})$  is the Kolmogorov length scale. This improved small-scale resolution is especially necessary for capturing higher-order statistics of acceleration, since acceleration is even more intermittent than spatial velocity gradients [12, 19].

*Acceleration variance:* Figure 1 shows the compilation of data from various sources including data from both DNS [19, 20] [40] and bias-corrected experiments [41]. We have also included DNS data obtained directly from Lagrangian trajectories of fluid particles [42–44], which give identical results for acceleration variance [45]. As evident, while Eq. (3) works for the previous range of  $R_\lambda$ , it does not fit the new data. In fact, a  $R_\lambda^{0.25}$  scaling is more appropriate at higher  $R_\lambda$ , and as discussed later, the failure of multifractal models in fitting higher-order moments is even more conspicuous. To gain clarity on this point, it is useful to discuss the multifractal models first.

*Acceleration scaling from multifractals:* The central idea in multifractal approaches is to quantify the intermittency of acceleration in terms of the intermittency of Eulerian velocity gradients or dissipation rate. Dimensionally, acceleration can be written in terms of dissipation rate as  $a \sim \epsilon^{3/4}\nu^{-1/4}$ , implying

$$\langle a^p \rangle \sim \langle \epsilon^{3p/4} \rangle \nu^{-p/4}. \quad (4)$$

Alternatively,

$$\langle a^p \rangle / \langle a_K^p \rangle \sim \langle \epsilon^{3p/4} \rangle / \langle \epsilon \rangle^{3p/4}, \quad (5)$$

where  $a_K = \langle \epsilon \rangle^{3/4}\nu^{-1/4}$ , i.e., acceleration based on Kolmogorov variables. Since Eulerian intermittency dictates that  $\langle \epsilon^q \rangle \neq \langle \epsilon \rangle^q$  for any  $q \neq 1$  [28, 29], the key assumption in its extension to Lagrangian intermittency is that the  $p$ -th moment of acceleration scales as the  $(3p/4)$ -th

$M_a$	p-model	She-Leveque	K62 log-normal
$\langle a^2 \rangle / a_K^2$	0.135	0.140	0.140
$\langle a^4 \rangle / a_K^4$	0.943	1.00	1.13
$\langle a^6 \rangle / a_K^6$	2.06	2.30	2.95
$\langle a^4 \rangle / \langle a^2 \rangle^2$	0.673	0.720	0.850
$\langle a^6 \rangle / \langle a^2 \rangle^3$	1.66	1.88	2.53

TABLE I. Scaling exponents  $\zeta$  corresponding to  $R_\lambda$ -scaling of acceleration moments  $M_a \sim R_\lambda^\zeta$ , as predicted from various intermittency models.

moment of  $\epsilon$  [25, 27]. The scaling of  $\langle \epsilon^q \rangle / \langle \epsilon \rangle^q$  can be obtained by several approaches, all leading to similar results. We briefly summarize a few approaches below, with additional details in the Supplementary Material [46].

The most direct approach is to utilize the multifractality of dissipation-rate [25, 47]. Within the multifractal framework, a scale-averaged dissipation  $\epsilon_r$ , over scale  $r$ , is assumed to be Hölder continuous:  $\epsilon_r / \langle \epsilon \rangle \sim (r/L)^{\alpha-1}$ , where  $\alpha$  is the local Hölder exponent, with a corresponding multifractal spectrum  $F(\alpha)$  and  $L$  is the large-scale length. Note, the 1D spectrum  $f(\alpha)$  is more common in the literature [47], which is simply:  $f(\alpha) = F(\alpha) - 2$ . Now,  $\epsilon_r$  reduces to the true dissipation for a viscous-cutoff defined as:  $r \simeq (\nu^3/\epsilon_r)^{1/4}$  or equivalently,  $r/L \simeq Re^{-3/(3+\alpha)}$ . Here,  $Re = u'L/\nu$ ,  $u'$  being the large-scale velocity; we also use  $Re \sim R_\lambda^2$  and  $\langle \epsilon \rangle \sim u'^3/L$  from dissipation anomaly [48].

The above framework leads to the result:

$$\langle \epsilon^q \rangle / \langle \epsilon \rangle^q \sim R_\lambda^{\tau_q}, \quad \tau_q = \sup_\alpha \frac{6[q(1-\alpha) - 3 + F(\alpha)]}{3 + \alpha}. \quad (6)$$

An approximation for  $F(\alpha)$ , such as the  $p$ -model [47, 49], can be used to obtain  $\tau_q$ . The  $p$ -th moment of acceleration can then be simply obtained as [50]

$$\langle a^p \rangle / a_K^p \sim R_\lambda^{\zeta_p}, \quad \text{with } \zeta_p = \tau_{3p/4} \quad (7)$$

Instead of dissipation, one can also start by taking the velocity increment  $\delta u_r$  over scale  $r$  to be Hölder continuous:  $\delta u_r / u' \sim (r/L)^h$ , where  $h$  is the local Hölder exponent and  $D(h)$  is the corresponding multifractal spectrum. A scale-dependent dissipation rate  $\epsilon_r$  can then be defined as  $\epsilon_r \sim (\delta u_r)^3/r$ , which reduces to the true dissipation for the viscous-cutoff defined by the condition  $\delta u_r r / \nu \simeq 1$ . This framework leads to the same result as in Eq. (6), corresponding to  $\alpha = 3h$  and  $F(\alpha) = D(h)$ . A well-known approximation for  $D(h)$  is given by the She-Leveque model [51]. Finally, we can also use the Kolmogorov (1962) log-normal model [52], which gives  $\tau_q = 3\mu q(q-1)/4$ , even though it is untenable for very large  $q$  [29]. Here,  $\mu$  is the intermittency exponent, with experiments and DNS suggesting  $\mu \approx 0.25$  [53].

The scaling of acceleration moments obtained from these three approaches are listed in Table I, up to sixth-order. All approaches give essentially the same result

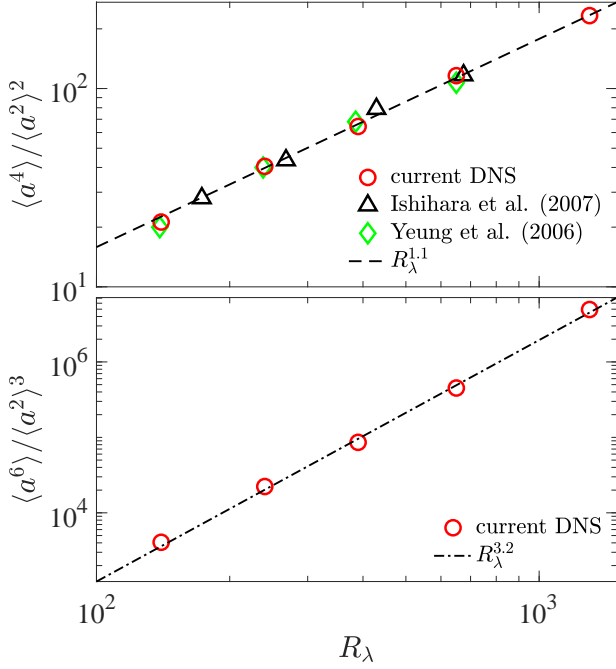


FIG. 2. Normalized fourth (top) and sixth (bottom) order moments of acceleration as a function of  $R_\lambda$ .

for the acceleration variance, with the exponent of about 0.135 used in Eq. (3). However, the high- $R_\lambda$  data clearly do not conform to any of the power laws shown in Table I. The results for normalized fourth and sixth order moments plotted in Fig. 2, clearly show increasing deviations from multifractal predictions.

As noted earlier, the use of multifractals is primarily motivated by Eq. (4). To get better insight, in Fig. 3a, we plot  $a_0$  and  $\langle \epsilon^{3/2} \rangle / \langle \epsilon \rangle^{3/2}$  versus  $R_\lambda$ . While the latter shows a clear  $R_\lambda^{0.14}$  scaling as anticipated from multifractals (and also the log-normal model), the former shows a steeper scaling of  $R_\lambda^{0.25}$ . An even more general and direct test is presented in Fig. 3b, by checking the validity of Eq. (4) for different  $p$  values. The data clearly suggest that the acceleration intermittency, being stronger, cannot be described by extending the Eulerian intermittency of the dissipation-rate. In fact, a similar observation has been made for Lagrangian velocity structure functions, where extensions of the  $p$ -model and the She-Leveque model severely underpredicts their intermittency (i.e., overpredicts the inertial-range exponents) [54].

*Acceleration variance from fourth-order structure function:* A statistical model for acceleration variance is now obtained using a methodology similar to that proposed by [21], but differing in some crucial aspects. From Eq. (1), acceleration variance can directly be obtained as

$$\langle |\mathbf{a}|^2 \rangle = \langle |\nabla p|^2 \rangle + \nu^2 \langle |\nabla^2 u|^2 \rangle. \quad (8)$$

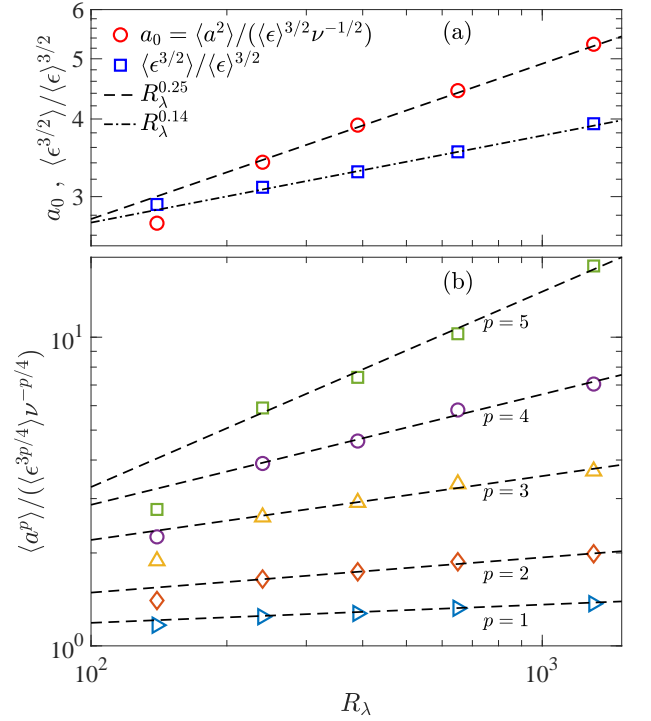


FIG. 3. (a) Scaling of  $a_0 \langle \epsilon^{3/2} \rangle$ . For clarity, data for  $\epsilon$  are shifted up by a factor of 2. (b) Scaling of  $p$ -th moments of acceleration normalized by moments of  $\epsilon^{3p/4}$ . For clarity, data are respectively shifted down by factors of 1, 0.75, 0.5, 0.25, 0.12 for  $p = 1-5$ .

The viscous contribution is known to be small and can be ignored [13]. An exact relation for variance of pressure-gradient is also known [55, 56]:

$$\langle |\nabla p|^2 \rangle = \int_r r^{-3} [D_{1111}(r) + D_{\alpha\alpha\alpha\alpha}(r) - 6D_{11\beta\beta}(r)] dr, \quad (9)$$

where the  $D$ s are the fourth order longitudinal, transverse and mixed structure functions, in order. The above results can be rewritten as [21]:

$$\langle |\mathbf{a}|^2 \rangle \simeq 4H_\chi \int_r r^{-3} D_{1111}(r) dr, \quad (10)$$

where  $H_\chi$  is defined by Eqs. (8)-(9). At sufficiently high  $R_\lambda$  ( $\gtrsim 200$ ), DNS data [13, 20] confirm that  $H_\chi \approx 0.65$  (also see Supplementary [46]). We can normalize both sides by Kolmogorov-scales to write

$$a_0 \simeq \frac{4H_\chi}{3} \int_r \left( \frac{r}{\eta_K} \right)^{-3} \frac{D_{1111}(r)}{u_K^4} d \left( \frac{r}{\eta_K} \right). \quad (11)$$

Assuming standard scaling regimes [29], we can write

$$\frac{D_{1111}(r)}{u_K^4} = \begin{cases} \frac{F}{225} \left( \frac{r}{\eta_K} \right)^4 & r < \ell, \\ C_4 \left( \frac{r}{\eta_K} \right)^{\xi_4} & \ell < r < L, \\ C & r > L, \end{cases} \quad (12)$$

where  $F$  is the flatness of  $\partial u / \partial x$ ,  $\xi_4$  is the inertial-range exponent, and  $C_4, C$  are constants which depend on  $R_\lambda$ ;  $\ell$  is a crossover scale between the viscous and inertial range and is determined by matching the two regimes as

$$(F/225)(\ell/\eta_K)^4 = C_4(\ell/\eta_K)^{\xi_4}. \quad (13)$$

Now, taking

$$F \sim R_\lambda^\alpha, \quad C_4 \sim R_\lambda^\beta, \quad (14)$$

we have

$$\ell/\eta_K \sim R_\lambda^{(\beta-\alpha)/(4-\xi_4)}. \quad (15)$$

Finally, from piecewise integration of Eq. (11), it can be shown that (see Supplementary Material [46] for intermediate steps):

$$a_0 \sim F(\ell/\eta_K)^2 \quad (16)$$

Substituting the  $R_\lambda$ -dependencies, we get

$$a_0 \sim R_\lambda^{(2\alpha-\alpha\xi_4+2\beta)/(4-\xi_4)}. \quad (17)$$

The values of  $\alpha$ ,  $\beta$  and  $\xi_4$  are in principle obtainable from Eulerian intermittency models. The exponent  $\alpha$  simply corresponds to  $\tau_2$  in Eq. (6), since  $F \sim \langle \epsilon^2 \rangle / \langle \epsilon \rangle^2$ . Multifractal and log-normal models predict  $\alpha = \tau_2 \approx 0.38$ . The DNS data for  $F$  are shown in Fig. 4a, giving  $\alpha \approx 0.387$ , in excellent agreement with the prediction, and also with previous experimental and DNS results in literature [18, 20].

On the other hand, intermittency models predict  $\xi_4 \approx 1.28$  [51]. Our DNS shows  $\xi_4 \approx 1.3$ , which is well within statistical error bounds. Finally, the prediction for  $\beta$  from multifractal model is  $\beta \approx (4-3\xi_4)/2$ , which reduces to  $\beta \approx \mu/3$  for log-normal model; both predictions give  $\beta \approx 0.08$ . Figure 4b shows the normalized fourth-order structure function from our DNS data, using  $\xi_4 \approx 1.3$ . Note, as expected, the inertial-range increases with  $R_\lambda$ . The inset of the bottom panel shows  $C_4$ , giving  $\beta \approx 0.2$ . This observed  $\beta$  is substantially larger than 0.08 anticipated from multifractal and log-normal models.

The use of  $\alpha = 0.387$ ,  $\beta = 0.2$  and  $\xi_4 = 1.3$  in Eq. (17) leads to

$$a_0 \sim R_\lambda^\chi, \quad \chi = \zeta_2 \approx 0.25, \quad (18)$$

which is in excellent agreement with the high- $R_\lambda$  data shown in Figs. 1 and 3a. The exponent 0.25 is virtually insensitive to a small variation in  $\xi_4$ , but is significantly impacted by the choice of  $\beta = 0.2$  (instead of

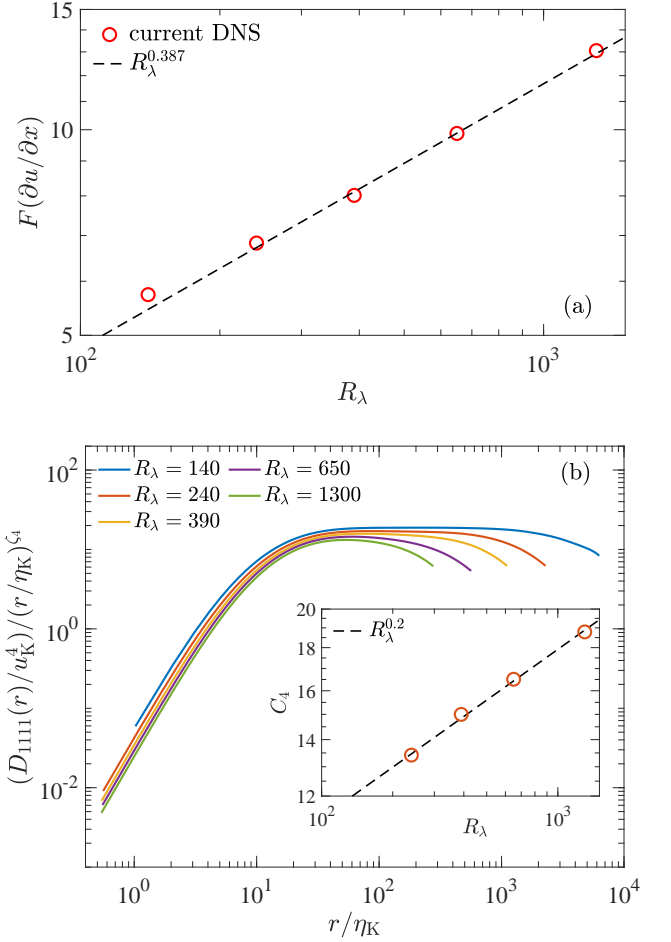


FIG. 4. (a) Flatness of longitudinal velocity gradient as a function of  $R_\lambda$ . (b) Fourth-order structure function compensated by its inertial-range scaling. The inset shows the variation of coefficient  $C_4$  in Eq. (12) as a function of  $R_\lambda$ .

0.08). Moreover, the use of  $\beta \approx 0.08$  in Eq. (17) gives  $a_0 \sim R_\lambda^{0.15}$ , which is essentially the same as the exponent 0.14 obtained earlier in Table I. This shows the robustness of piecewise integration leading to the result in Eq. (17) and also suggests that the discrepancy from multifractal prediction is primarily due to the exponent  $\beta$ .

We point out that the exponent 0.25 was also suggested by Hill [21]. However, Hill obtained this result by arriving at  $a_0 \sim F^{0.79}$  together with  $F \sim R_\lambda^{0.31}$ , both of which are erroneous based on available data. These two errors cancelled each other to fortuitously give the 0.25 exponent. Finally, we note that the exponent 0.25 describes the data for  $R_\lambda \gtrsim 200$ . To describe the data at lower  $R_\lambda$ , an empirical interpolation formula in the spirit of Eq. (3) can be devised with  $\chi = 0.25$ . Least-square fit gives  $c_1 \approx 0.89$ ,  $c_2 \approx 40$ .

**Conclusions:** The moments of Lagrangian acceleration are known to deviate from classical K41 phenomenology due to intermittency. Attempts were made to quan-



tify these deviations by extending the Eulerian multifractal models to the Lagrangian viewpoint and devising an ad-hoc interpolation formula to agree with available data from DNS and experiments. The first contribution of this article is to present new very well resolved DNS data on Lagrangian acceleration at higher  $R_\lambda$ , and show that they disagree with the results from multifractal models, and the interpolation formula. The disagreement gets increasingly stronger with the moment order. As a second contribution, the article devises a statistical model that is able to correctly capture the scaling of acceleration variance. While this framework does not seem amenable for generalization to higher-order moments, our results show that the intermittency of Lagrangian quantities remains an open problem, even more compellingly than before.

*Acknowledgments:* We gratefully acknowledge the Gauss Centre for Supercomputing e.V. for providing computing time on the supercomputers JUQUEEN and JUWELS at Jülich Supercomputing Centre (JSC), where the simulations reported in this paper were performed.

---

\* dhawal.buaria@nyu.edu

- [1] A. La Porta, G. A. Voth, A. M. Crawford, J. Alexander, and E. Bodenschatz, “Fluid particle accelerations in fully developed turbulence,” *Nature* **409**, 1017–1019 (2001).
- [2] F. Toschi and E. Bodenschatz, “Lagrangian properties of particles in turbulence,” *Annu. Rev. Fluid Mech.* **41**, 375–404 (2009).
- [3] N. Stelzenmüller, J. I. Polanco, L. Vignal, I. Vinkovic, and N. Mordant, “Lagrangian acceleration statistics in a turbulent channel flow,” *Phys. Rev. Fluids* **2**, 054602 (2017).
- [4] D. Buaria, A. Pumir, F. Feraco, R. Marino, A. Pouquet, D. Rosenberg, and L. Primavera, “Single-particle Lagrangian statistics from direct numerical simulations of rotating-stratified turbulence,” *Phys. Rev. Fluids* **5**, 064801 (2020).
- [5] B. L. Sawford, “Reynolds number effects in Lagrangian stochastic models of turbulent dispersion,” *Phys. Fluids A* **3**, 1577–1586 (1991).
- [6] J. C. Wyngaard, “Atmospheric turbulence,” *Annu. Rev. Fluid Mech.* **24**, 205–234 (1992).
- [7] S. B. Pope, “Lagrangian pdf methods for turbulent flows,” *Annu. Rev. Fluid Mech.* **26**, 23–63 (1994).
- [8] J. D. Wilson and B. L. Sawford, “Review of Lagrangian stochastic models for trajectories in the turbulent atmosphere,” (1996).
- [9] A. N. Kolmogorov, “Local structure of turbulence in an incompressible fluid for very large Reynolds numbers,” *Dokl. Akad. Nauk. SSSR* **30**, 299–303 (1941).
- [10] W. Heisenberg, “Zur statistischen Theorie der Turbulenz,” *Z Phys* **124**, 628–657 (1948).
- [11] A. M. Yaglom, “On the acceleration field in a turbulent flow,” *C. R. Akad. Nauk. URSS* **67**, 795–798 (1949).
- [12] P. K. Yeung and S. B. Pope, “Lagrangian statistics from direct numerical simulations of isotropic turbulence,” *J. Fluid Mech.* **207**, 531–586 (1989).
- [13] P. Vedula and P. K. Yeung, “Similarity scaling of acceleration and pressure statistics in numerical simulations of isotropic turbulence,” *Phys Fluids* **11**, 1208–1220 (1999).
- [14] T. Gotoh and R. S. Rogallo, “Intermittency and scaling of pressure at small scales in forced isotropic turbulence,” *J. Fluid Mech.* **396**, 257–285 (1999).
- [15] G. A. Voth, A. La Porta, A. M. Crawford, J. Alexander, and E. Bodenschatz, “Measurement of particle accelerations in fully developed turbulence,” *J. Fluid Mech.* **469**, 121–160 (2002).
- [16] B. L. Sawford, P. K. Yeung, M. S. Borgas, P. Vedula, A. La Porta, A. M. Crawford, and E. Bodenschatz, “Conditional and unconditional acceleration statistics in turbulence,” *Phys. Fluids* **15**, 3478–3489 (2003).
- [17] N. Mordant, E. Lévêque, and J.-F. Pinton, “Experimental and numerical study of the Lagrangian dynamics of high Reynolds turbulence,” *New J. Phys.* **6**, 116 (2004).
- [18] A. Gylfason, S. Ayyalasomayajula, and Z. Warhaft, “Intermittency, pressure and acceleration statistics from hot-wire measurements in wind-tunnel turbulence,” *J. Fluid Mech.* **501**, 213–229 (2004).
- [19] P. K. Yeung, S. B. Pope, A. G. Lamorgese, and D. A. Donzis, “Acceleration and dissipation statistics of numerically simulated isotropic turbulence,” *Physics of fluids* **18**, 065103 (2006).
- [20] T. Ishihara, Y. Kaneda, M. Yokokawa, K. Itakura, and A. Uno, “Small-scale statistics in high resolution of numerically isotropic turbulence,” *J. Fluid Mech.* **592**, 335–366 (2007).
- [21] R. J. Hill, “Scaling of acceleration in locally isotropic turbulence,” *J. Fluid Mech.* **452**, 361–370 (2002).
- [22] A. M. Reynolds, “Superstatistical mechanics of tracer-particle motions in turbulence,” *Phys. Rev. Lett.* **91**, 084503 (2003).
- [23] C. Beck, “Statistics of three-dimensional Lagrangian turbulence,” *Phys. Rev. Lett.* **98**, 064502 (2007).
- [24] L. Bentkamp, C. C. Lalescu, and M. Wilczek, “Persistent accelerations disentangle Lagrangian turbulence,” *Nat. Commun.* **10**, 1–8 (2019).
- [25] M. S. Borgas, “The multifractal Lagrangian nature of turbulence,” *Philos. Trans. R. Soc. A* **342**, 379–411 (1993).
- [26] L. Chevillard, S. G. Roux, E. Lévêque, N. Mordant, J.-F. Pinton, and A. Arnéodo, “Lagrangian velocity statistics in turbulent flows: Effects of dissipation,” *Phys. Rev. Lett.* **91**, 214502 (2003).
- [27] L. Biferale, G. Boffetta, A. Celani, B. J. Devenish, A. Lanotte, and F. Toschi, “Multifractal statistics of Lagrangian velocity and acceleration in turbulence,” *Phys. Rev. Lett.* **93**, 064502 (2004).
- [28] K. R. Sreenivasan and R. A. Antonia, “The phenomenology of small-scale turbulence,” *Annu. Rev. Fluid Mech.* **29**, 435–77 (1997).
- [29] U. Frisch, *Turbulence: the legacy of Kolmogorov* (Cambridge University Press, Cambridge, 1995).
- [30] This formula is based on assuming a correction term which has a  $R_\lambda^{-1}$  scaling [16, 56].
- [31] T. Ishihara, T. Gotoh, and Y. Kaneda, “Study of high-Reynolds number isotropic turbulence by direct numerical simulations,” *Ann. Rev. Fluid Mech.* **41**, 165–80 (2009).
- [32] R. S. Rogallo, “Numerical experiments in homogeneous turbulence,” *NASA Technical Memo* (1981).

- [33] D. Buaria, A. Pumir, E. Bodenschatz, and P. K. Yeung, “Extreme velocity gradients in turbulent flows,” *New J. Phys.* **21**, 043004 (2019).
- [34] D. Buaria and K. R. Sreenivasan, “Dissipation range of the energy spectrum in high Reynolds number turbulence,” *Phys. Rev. Fluids* **5**, 092601(R) (2020).
- [35] D. Buaria, E. Bodenschatz, and A. Pumir, “Vortex stretching and enstrophy production in high Reynolds number turbulence,” *Phys. Rev. Fluids* **5**, 104602 (2020).
- [36] D. Buaria, A. Pumir, and E. Bodenschatz, “Self-attenuation of extreme events in Navier-Stokes turbulence,” *Nat. Commun.* **11**, 5852 (2020).
- [37] D. Buaria and A. Pumir, “Nonlocal amplification of intense vorticity in turbulent flows,” *Phys. Rev. Research* **3**, 042020 (2021).
- [38] D. Buaria, A. Pumir, and E. Bodenschatz, “Generation of intense dissipation in high Reynolds number turbulence,” *Philos. Trans. R. Soc. A* **380**, 20210088 (2022).
- [39] D. Buaria and A. Pumir, “Vorticity-strain rate dynamics and the smallest scales of turbulence,” *arXiv:2202.01364* (2022).
- [40] Due to resolution concerns, we only use series 2 data from [20], corresponding to  $k_{\max}\eta_K \approx 2$ .
- [41] J. M. Lawson, E. Bodenschatz, C. C. Lalescu, and M. Wilczek, “Bias in particle tracking acceleration measurement,” *Experiments in Fluids* **59**, 1–14 (2018).
- [42] D. Buaria, B. L. Sawford, and P. K. Yeung, “Characteristics of backward and forward two-particle relative dispersion in turbulence at different Reynolds numbers,” *Phys. Fluids* **27**, 105101 (2015).
- [43] D. Buaria, P. K. Yeung, and B. L. Sawford, “A Lagrangian study of turbulent mixing: forward and backward dispersion of molecular trajectories in isotropic turbulence,” *J. Fluid Mech.* **799**, 352–382 (2016).
- [44] D. Buaria and P. K. Yeung, “A highly scalable particle tracking algorithm using partitioned global address space (PGAS) programming for extreme-scale turbulence simulations,” *Comput. Phys. Commun.* **221**, 246–258 (2017).
- [45] This data is at somewhat lower resolution of  $k_{\max}\eta_K \approx 1.5$ , which does not effect the variance, but errors for higher-order moments are significant.
- [46] “see Supplementary material for additional details.”
- [47] C. Meneveau and K. R. Sreenivasan, “The multifractal nature of turbulent energy dissipation,” *J. Fluid Mech.* **224**, 429–484 (1991).
- [48] K. R. Sreenivasan, “On the scaling of the turbulence energy dissipation rate,” *Phys. Fluids* **27**, 1048–1051 (1984).
- [49] C. Meneveau and K. R. Sreenivasan, “Simple multifractal cascade model for fully developed turbulence,” *Phys. Rev. Lett.* **59**, 1424 (1987).
- [50] Note, this result corresponds to absolute moments, since we only considered the magnitude, but the odd moments of acceleration components are identically zero from symmetry.
- [51] Z.-S. She and E. Leveque, “Universal scaling laws in fully developed turbulence,” *Phys. Rev. Lett.* **72**, 336–339 (1994).
- [52] A. N. Kolmogorov, “A refinement of previous hypotheses concerning the local structure of turbulence in a viscous incompressible fluid at high Reynolds number,” *J. Fluid Mech.* **13**, 82–85 (1962).
- [53] K. R. Sreenivasan and P. Kailasnath, “An update on the intermittency exponent in turbulence,” *Phys. Fluids A: Fluid Dynamics* **5**, 512–514 (1993).
- [54] B. L. Sawford and P. K. Yeung, “Direct numerical simulation studies of Lagrangian intermittency in turbulence,” *Phys. Fluids* **27**, 065109 (2015).
- [55] A. S. Monin and A. M. Yaglom, *Statistical Fluid Mechanics*, Vol. 2 (MIT Press, 1975).
- [56] R. J. Hill and J. M. Wilczak, “Pressure structure functions and spectra for locally isotropic turbulence,” *J. Fluid Mech.* **296**, 247–269 (1995).

# Supplementary Material for Scaling of acceleration statistics in high Reynolds number turbulence

Dhawal Buaria<sup>1,2</sup> and Katepalli R. Sreenivasan<sup>1,3</sup>

<sup>1</sup>*Tandon School of Engineering, New York University, New York, NY 11201, USA*

<sup>2</sup>*Max Planck Institute for Dynamics and Self-Organization, 37077 Göttingen, Germany*

<sup>3</sup>*Department of Physics and the Courant Institute of Mathematical Sciences,  
New York University, New York, NY 10012, USA*

## I. DERIVATION FOR SCALING OF ACCELERATION MOMENTS

The underlying idea behind all approaches is that acceleration  $a$  can be dimensionally written in terms of dissipation rate  $\epsilon$  and viscosity  $\nu$  as

$$a \sim \epsilon^{3/4} \nu^{-1/4}. \quad (1)$$

Thus, the moments of acceleration are obtained as

$$\langle a^p \rangle \sim \langle \epsilon^{3p/4} \rangle \nu^{-p/4}. \quad (2)$$

Normalizing both side by Kolmogorov scales, we have

$$\langle a^p \rangle / a_K^p \sim \langle \epsilon^{3p/4} \rangle / \langle \epsilon \rangle^{3p/4} \quad (3)$$

where  $a_K = \langle \epsilon \rangle^{3/4} \nu^{-1/4}$ . Thus, our goal is to obtain the normalized moments of dissipation. We present here the results from various intermittency models, providing extra details compared to the main text.

### A. Multifractal approach based on velocity increments

Within the multifractal framework, the velocity increment  $\delta u_r$  over scale  $r$  is assumed to be Hölder continuous:

$$\delta u_r / u' \sim (r/L)^h \quad (4)$$

where  $h$  is the local Hölder exponent and  $D(h)$  is the corresponding multifractal spectrum. Within this paradigm, a scale-dependent dissipation  $\epsilon_r$  can be defined as

$$\epsilon_r \sim (\delta u_r)^3 / r, \quad (5)$$

which can be rewritten as

$$\epsilon_r \sim \langle \epsilon \rangle \left( \frac{r}{L} \right)^{3h-1}, \quad (6)$$

where we have used  $\langle \epsilon \rangle \sim u'^3 / L$  based on dissipation anomaly. We can obtain the moments of  $\epsilon_r$  [1] as:

$$\langle \epsilon_r^q \rangle \sim \langle \epsilon \rangle^q \int_h \left( \frac{r}{L} \right)^{q(3h-1)} \left( \frac{r}{L} \right)^{3-D(h)} dh. \quad (7)$$

Now  $\epsilon_r$  reduces to true dissipation when  $r$  corresponds to the viscous cutoff, often defined by the condition

$$\delta u_r r / \nu \simeq 1, \quad (8)$$

which can be rewritten as

$$(r/L) \simeq Re^{-1/(1+h)}, \quad (9)$$

where  $Re = u' L / \nu$ . Using the steepest gradient argument, and  $Re \sim R_\lambda^2$ , the scaling of the dissipation moments at large  $Re$  can be obtained as

$$\langle \epsilon^q \rangle / \langle \epsilon \rangle^q \sim R_\lambda^{\tau_q}, \quad \text{with } \tau_q = \sup_h \frac{2[D(h) - 3 + q(1 - 3h)]}{1 + h}. \quad (10)$$

Thus, it readily follows that

$$\langle a^p \rangle / a_K^p \sim R_\lambda^{\zeta_p} \quad , \quad \text{with } \zeta_p = \tau_{3p/4} . \quad (11)$$

The exponents can be obtained for any standard  $D(h)$ . A well known approximation is given by the She-Leveque model [2]:

$$D(h) = 1 + c_1(h - \frac{1}{9}) - c_2(h - \frac{1}{9}) \log(h - \frac{1}{9}), \quad (12)$$

where  $c_1 = 3[1 + \log \log(\frac{3}{2}) - \log(\frac{3}{2})] / \log(\frac{3}{2})$  and  $c_2 = 3 / \log(\frac{3}{2})$ .

### B. Multifractal approach based on dissipation

The multifractal approach based on dissipation directly deals with the dissipation field, with the starting point being [3]

$$\epsilon_r / \langle \epsilon \rangle \sim (r/L)^{\alpha-1} , \quad (13)$$

where  $\alpha$  is the local Hölder exponent, with the multifractal spectrum given by some  $F(\alpha)$ . In the literature [3], the 1D spectrum  $f(\alpha)$  is more commonly used, which is simply given by  $f(\alpha) = F(\alpha) - 2$ . As is evident, this expression is essentially equivalent to that in Eq. (6), with  $\alpha = 3h$ . It also follows that the moments of  $\epsilon_r$  are given as

$$\langle \epsilon_r^q \rangle \sim \langle \epsilon \rangle^q \int_\alpha \left( \frac{r}{L} \right)^{q(\alpha-1)} \left( \frac{r}{L} \right)^{3-F(\alpha)} d\alpha . \quad (14)$$

Now, the viscous cutoff at which  $\epsilon_r$  reduces to true dissipation is defined by the scale

$$r = (\nu^3 / \epsilon_r)^{1/4} , \quad (15)$$

which, by using Eq. (13), leads to

$$r/L \simeq Re^{-3/(3+\alpha)} . \quad (16)$$

Here, we have also used  $\langle \epsilon \rangle \sim u'^3/L$  and  $Re = u'L/\nu$ . Using the steepest gradient argument, and  $Re \sim R_\lambda^2$ , the scaling of the dissipation moments at large  $Re$  can be obtained as

$$\langle \epsilon^q \rangle / \langle \epsilon \rangle^q \sim R_\lambda^{\tau_q} \quad , \quad \text{with } \tau_q = \sup_\alpha \frac{6[F(\alpha) - 3 + q(1 - \alpha)]}{3 + \alpha} . \quad (17)$$

In the literature, the result is often stated in terms of the Renyi dimension  $D_q$ , which is the Legendre transform of  $F(\alpha)$ . Stated in terms of  $D_q$  the previous result can be rewritten as [4]

$$\tau_q = 6(\tilde{q} - q) , \quad (18)$$

where the unique function  $\tilde{q}(q)$  is determined from

$$4(\tilde{q} - q) = (\tilde{q} - 1)(1 - D_{\tilde{q}}) . \quad (19)$$

An approximation for  $D_q$  is provided by the p-model [5]:

$$D_q = \frac{1}{1-q} \log_2(p_1^q + p_2^q) , \quad (20)$$

for  $p_1 = 0.7$  and  $p_2 = 1 - p_1$ .

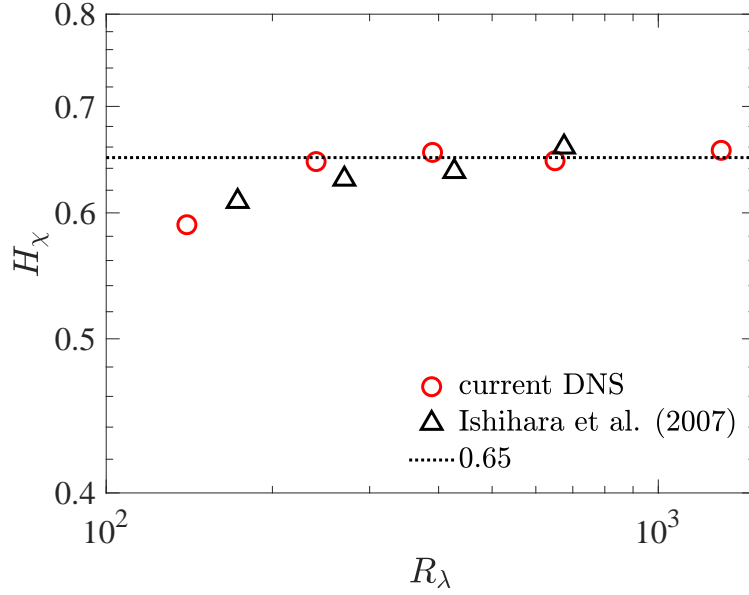
### C. Kolmogorov's lognormal model

From the Kolmogorov (1962) lognormal model [6], it is well-known that

$$\langle \epsilon^q \rangle / \langle \epsilon \rangle^q \sim R_\lambda^{\tau_q} \quad , \quad \text{with } \tau_q = \frac{3}{4} \mu q(q-1) , \quad (21)$$

where  $\mu$  is the intermittency exponent, with standard estimates suggesting  $\mu = 0.25$  [7]. This result also corresponds to  $D_q = 1 - \mu q/2$ .



FIG. 1. Plot of  $H_\chi$  vs.  $R_\lambda$ .

## II. INTEGRATION OF FOURTH ORDER STRUCTURE FUNCTION

As noted in the main text, acceleration variance can be obtained by piecewise integration of the fourth-order structure function  $D_{1111}(r)$ :

$$a_0 = \frac{\langle a^2 \rangle}{(\langle \epsilon \rangle^{3/2} \nu^{-1/2})} = \frac{4H_\chi}{3} \int_r \left( \frac{r}{\eta_K} \right)^{-3} \frac{D_{1111}(r)}{u_K^4} d\left( \frac{r}{\eta_K} \right), \quad (22)$$

where  $H_\chi$  is defined by the above relation and is assumed to be constant at sufficiently high  $R_\lambda$ . This is confirmed by previous [8] and current DNS data, both plotted in Fig. 1, showing  $H_\chi \approx 0.65$  for  $R_\lambda \gtrsim 200$ .

The right hand side in Eq. (22) can be obtained via piecewise integration, utilizing:

$$\frac{D_{1111}(r)}{u_K^4} = \begin{cases} \frac{F}{225} \left( \frac{r}{\eta_K} \right)^4 & r < \ell, \\ C_4 \left( \frac{r}{\eta_K} \right)^{\xi_4} & \ell < r < L, \\ C & r > L, \end{cases} \quad (23)$$

where  $F$  is the flatness of  $\partial u / \partial x$ ,  $\xi_4$  is the corresponding inertial-range exponent. Note that both  $C_4$  and  $C$  are functions of  $R_\lambda$ . The scale  $\ell$  corresponds to the crossover between dissipation and inertial range, and is obtained by invoking continuity of  $D_{1111}(r)$  at  $r = \ell$ , i.e.,  $(F/225)(\ell/\eta_K)^4 = C_4(\ell/\eta_K)^{\xi_4}$ , which leads to

$$(\ell/\eta_K)^{4-\xi_4} = 225 C_4/F. \quad (24)$$

To simplify notation, we momentarily take  $r/\eta_K \rightarrow r$ ,  $\ell/\eta_K \rightarrow \ell$ ,  $L/\eta_K \rightarrow L$  and evaluate the integral in Eq. (22) as

$$a_0 = \int_0^\ell \frac{F}{15^2} r dr + \int_\ell^L C_4 r^{\xi_4-3} dr + \int_L^\infty C r^{-3} dr \quad (25)$$

$$= \frac{F}{15^2} \frac{\ell^2}{2} + \frac{C_4}{\xi_4 - 3 + 1} (L^{\xi_4-3+1} - \ell^{\xi_4-3+1}) + \frac{C}{-3+1} (0 - L^{-3+1}) \quad (26)$$

$$= \frac{F}{15^2} \frac{\ell^2}{2} + \frac{C_4}{2 - \xi_4} \ell^{\xi_4-2} - \frac{C_4}{2 - \xi_4} L^{\xi_4-2} + \frac{C}{2L^2}. \quad (27)$$

As  $\xi_4 < 2$ , we can ignore the last two terms with  $L$ , since they will both decrease with increasing  $R_\lambda$  (note  $C \sim R_\lambda^2$

and  $L \sim R_\lambda^{3/2}$  [9]). Thus, we get

$$a_0 = \frac{F}{15^2} \frac{\ell^2}{2} + \frac{C_4}{2-q} \ell^{\xi_4-2}. \quad (28)$$

Note that we have  $F\ell^4 \sim C_4\ell^{\xi_4}$  from Eq. (24), which implies  $F\ell^2 \sim C_4\ell^{\xi_4-2}$ . Thus, both terms in Eq. (28) have the same scaling, and we can simply write

$$a_0 \simeq F(\ell/\eta_K)^2, \quad (29)$$

where we have replaced  $\ell \rightarrow \ell/\eta_K$ .

The  $R_\lambda$  scaling of  $F$  and  $C_4$  are now taken to be

$$F \sim R_\lambda^\alpha, \quad C_4 \sim R_\lambda^\beta \quad (30)$$

which, upon substitution in Eq. (24), also gives

$$\frac{\ell}{\eta_K} \sim R_\lambda^{(\beta-\alpha)/(4-\xi_4)}. \quad (31)$$

Finally, substituting these relations in Eq. (29), we get

$$a_0 \sim R_\lambda^{(2\alpha-\alpha q+2\beta)/(4-\xi_4)}, \quad (32)$$

which is reported in the main text. Using  $\alpha \approx 0.387$ ,  $\beta \approx 0.2$  and  $\xi_4 \approx 1.30$ , we get

$$a_0 \sim R_\lambda^{0.25}. \quad (33)$$

- 
- [1] U. Frisch, *Turbulence: the legacy of Kolmogorov* (Cambridge University Press, Cambridge, 1995).
  - [2] Z.-S. She and E. Leveque, “Universal scaling laws in fully developed turbulence,” *Phys. Rev. Lett.* **72**, 336–339 (1994).
  - [3] C. Meneveau and K. R. Sreenivasan, “The multifractal nature of turbulent energy dissipation,” *J. Fluid Mech.* **224**, 429–484 (1991).
  - [4] M. S. Borgas, “The multifractal Lagrangian nature of turbulence,” *Philos. Trans. R. Soc. A* **342**, 379–411 (1993).
  - [5] C. Meneveau and K. R. Sreenivasan, “Simple multifractal cascade model for fully developed turbulence,” *Phys. Rev. Lett.* **59**, 1424 (1987).
  - [6] A. N. Kolmogorov, “A refinement of previous hypotheses concerning the local structure of turbulence in a viscous incompressible fluid at high Reynolds number,” *J. Fluid Mech.* **13**, 82–85 (1962).
  - [7] K. R. Sreenivasan and P. Kailasnath, “An update on the intermittency exponent in turbulence,” *Phys. Fluids A: Fluid Dynamics* **5**, 512–514 (1993).
  - [8] T. Ishihara, Y. Kaneda, M. Yokokawa, K. Itakura, and A. Uno, “Small-scale statistics in high resolution of numerically isotropic turbulence,” *J. Fluid Mech.* **592**, 335–366 (2007).
  - [9] S. B. Pope, *Turbulent Flows* (Cambridge University Press, 2000).