

# A Regularized Implicit Policy for Offline Reinforcement Learning

Shentao Yang<sup>\*,1</sup>, Zhendong Wang<sup>\*,2</sup>, Huangjie Zheng<sup>2</sup>, Yihao Feng<sup>3</sup>, and Mingyuan Zhou<sup>1,2</sup>

<sup>1</sup>McCombs School of Business, <sup>2</sup>Department of Statistics & Data Science,

<sup>3</sup>Department of Computer Science, The University of Texas at Austin

shentao.yang@mcombs.utexas.edu, zhendong.wang@utexas.edu

huangjie.zheng@utexas.edu, yihao@cs.utexas.edu

mingyuan.zhou@mcombs.utexas.edu

February 22, 2022

## Abstract

Offline reinforcement learning enables learning from a fixed dataset, without further interactions with the environment. The lack of environmental interactions makes the policy training vulnerable to state-action pairs far from the training dataset and prone to missing rewarding actions. For training more effective agents, we propose a framework that supports learning a flexible yet well-regularized fully-implicit policy. We further propose a simple modification to the classical policy-matching methods for regularizing with respect to the dual form of the Jensen–Shannon divergence and the integral probability metrics. We theoretically show the correctness of the policy-matching approach, and the correctness and a good finite-sample property of our modification. An effective instantiation of our framework through the GAN structure is provided, together with techniques to explicitly smooth the state-action mapping for robust generalization beyond the static dataset. Extensive experiments and ablation study on the D4RL dataset validate our framework and the effectiveness of our algorithmic designs.

## 1 Introduction

Offline reinforcement learning (RL), also known as batch RL, aims at training agents from previously-collected fixed datasets that are typically large and heterogeneous, with a special emphasis on no environmental interactions during training (Ernst et al., 2005; Lange et al., 2012; Fujimoto et al., 2019; Kumar et al., 2019; Wu et al., 2019; Agarwal et al., 2020; Siegel et al., 2020; Wang et al., 2020). This paradigm extends the applicability of RL to where the environmental interactions are costly or even potentially dangerous, such as healthcare (Tseng et al., 2017; Gottesman et al., 2018; Nie et al., 2019), autonomous driving (Yurtsever et al., 2020), and recommendation systems (Swaminathan et al., 2017; Gilotte et al., 2018).

While (online) off-policy RL algorithms, such as DDPG (Lillicrap et al., 2016), TD3 (Fujimoto et al., 2018), and SAC (Haarnoja et al., 2018a) could be directly adopted into offline settings, their application can be unsuccessful (Fujimoto et al., 2019; Kumar et al., 2019), especially on high-dimensional continuous control tasks, where function approximations are inevitable and data samples are non-exhaustive. Such failures may be attributed to the shift between the state-action visitation frequency induced by the current policy and that by the data-collecting behavior policy, where unfamiliar state-action pairs are presented to the action-value estimator, resulting in possibly uncontrollable extrapolation errors (Fujimoto et al., 2019; Kumar et al., 2019). In this regard, one approach to offline RL is to control the difference between the observed and policy-induced state-action visitation frequencies, so that the current policy mostly generates state-action pairs that have reliable action-value estimate.

---

\*Equal contribution.

Previous work in this line of research typically **(1)** regularizes the current policy to be close to the behavior policy during the training process, *i.e.*, policy (state-conditional action distribution) matching; **(2)** uses a Gaussian policy class with a learnable mean and diagonal covariance matrix (Kumar et al., 2019; Wu et al., 2019). See Appendix A for a detailed review. However, at any given state  $\mathbf{s}$ , the underlying action-value function may possess multiple local maxima over the action space. A deterministic or uni-modal stochastic policy may only capture one of the local optima and neglect lots of rewarding actions. An even worse situation occurs when such stochastic policy exhibits a strong mode-covering behavior, artificially inflating the probability density around the average of multiple rewarding actions that itself may be inferior.

Previous work under the policy-matching theme mainly takes two approaches. The first approach, *e.g.*, Kumar et al. (2019), resorts to a two-step strategy: First, fit a generative model  $\hat{\pi}_b(\mathbf{a} | \mathbf{s})$  to clone the behavior policy; Second, estimate the distance between the fitted behavior policy  $\hat{\pi}_b(\mathbf{a} | \mathbf{s})$  and the current policy, and minimize that distance as a way to regularize. While this approach is able to accurately estimate the distance between the current policy and the cloned behavior, its success relies heavily on how well the inferred behavior-cloning generative model mimics the true behavior policy. On tasks with large or continuous state space or on datasets collected by a mixture of policies, however, accurately estimating the behavior policy is known to be hard (Kumar et al., 2020). In particular, some prior work uses conditional VAE (CVAE, Sohn et al. (2015)) as the generative model to clone the possibly-multimodal behavior policy, which further suffers to the problem that CVAE may exhibit a strong mode-covering behavior. Inasmuch as these weaknesses, one may naturally question on the quality of the constraint imposed by sample-based calculation of the distance between such a cloned behavior policy and the current policy.

The second approach in the policy-matching theme directly estimates the divergence between the state-conditional distributions over actions (Wu et al., 2019). However, on tasks with continuous state space, with probability one, for each observed state  $\mathbf{s}_i$ , the offline dataset has only one corresponding action  $\mathbf{a}_i$  from the behavior policy. Thus, unlike the first approach, at each state one is only able to use a single data-point to assess whether the current policy is close to the data-collecting behavior policy, which may not well reflect the true divergence between the two conditional distributions.

To address these concerns, we are motivated to develop a framework that not only supports an expressive policy, which can be as flexible as needed, but also well regularizes this flexible policy towards the data-collecting behavior policy. Specifically, **(1)** instead of using the classical deterministic or uni-modal Gaussian policy, we train a fully implicit policy for its flexibility to capture multiple modes in the action-value function; **(2)** to avoid the additional difficulty and complexity in modeling the behavior policy, we base our framework on the second approach in the policy-matching theme. We further propose a simple modification to the calculation of the regularization term for improved matching with respect to (*w.r.t.*) the dual form of the Jensen–Shannon divergence (JSD, Lin (1991)) and the integral probability metrics (IPM, Müller (1997)).

On the theoretical side, we show in Section 4 the correctness of the policy-matching approach that it matches the undiscounted state-action visitation frequencies, from which the offline dataset is sampled. We also show the correctness and a good finite-sample property of our proposed modification. Similar notion in offline RL of matching the state-action visitations is taken by the DICE family (Nachum et al., 2019; Lee et al., 2021a), but they either use a Gaussian policy or a mixture of Gaussian policies with a per-dataset tuned number of mixtures. Besides, these algorithms have high computational complexity, which, together with inflexible policies and intensive hyperparameter tuning, limit their practical applicability.

We instantiate our framework with a GAN structure that approximately minimizes the JSD between the current and behavior policies. Furthermore, we design techniques to explicitly encourage robust behavior of our policy at states not included in the static dataset. We conduct ablation study on several components of our algorithm and analyze their contributions. With all these considerations, our full algorithm achieves state-of-the-art performance on various tasks from the D4RL dataset (Fu et al., 2021), validating the effectiveness of our framework and implementations.

## 2 Background and Motivation

We first present background information and then introduce a toy example to illustrate the motivations of the proposed framework for offline RL.

## 2.1 Offline RL

Following the classic RL setting (Sutton & Barto, 2018), the interaction between the agent and environment is modeled as a Markov decision process (MDP), specified by the tuple  $\mathcal{M} = (\mathbb{S}, \mathbb{A}, \mathcal{P}, r, \gamma)$ , where  $\mathbb{S}$  denotes the state space,  $\mathbb{A}$  the action space,  $\mathcal{P}(\mathbf{s}' | \mathbf{s}, \mathbf{a}) : \mathbb{S} \times \mathbb{S} \times \mathbb{A} \rightarrow [0, 1]$  the environmental dynamics,  $r(\mathbf{s}, \mathbf{a}) : \mathbb{S} \times \mathbb{A} \rightarrow [R_{\min}, R_{\max}]$  the reward function, and  $\gamma \in (0, 1]$  the discount factor. The goal of RL is to learn a policy  $\pi_\phi(\mathbf{a}_t | \mathbf{s}_t)$ , parametrized by  $\phi$ , that maximizes the expected cumulative discounted reward  $R_t \triangleq R(\mathbf{s}_t, \mathbf{a}_t) = \mathbb{E} \left[ \sum_{k=0}^{\infty} \gamma^k r_{t+k+1} \right]$ .

In offline RL (Fujimoto et al., 2019; Kumar et al., 2019, 2020; Levine et al., 2020), the agent only has access to a fixed dataset  $\mathbb{D} \triangleq \{(\mathbf{s}, \mathbf{a}, r, \mathbf{s}')\}$ , consisting of transition tuples from rollouts by some behavior policies  $\pi_b(\mathbf{a} | \mathbf{s})$ . We denote the undiscounted state-action visitation frequency induced by the behavior policy  $\pi_b$  as  $d_b(\mathbf{s}, \mathbf{a})$  and its state-marginal, the undiscounted state visitation frequency, as  $d_b(\mathbf{s})$ . The counterparts for the current policy  $\pi_\phi$  are denoted as  $d_\phi(\mathbf{s}, \mathbf{a})$  and  $d_\phi(\mathbf{s})$ . Here,  $d_b(\mathbf{s}, \mathbf{a}) = d_b(\mathbf{s})\pi_b(\mathbf{a} | \mathbf{s})$  and following the literature, *e.g.*, Liu et al. (2018), we have  $\mathbb{D} \sim d_b(\mathbf{s}, \mathbf{a})$  (discussed further in Appendix A). The visitation frequencies in the dataset are denoted as  $d_{\mathbb{D}}(\mathbf{s}, \mathbf{a})$  and  $d_{\mathbb{D}}(\mathbf{s})$ , which are discrete approximations to  $d_b(\mathbf{s}, \mathbf{a})$  and  $d_b(\mathbf{s})$ , respectively.

## 2.2 Actor-Critic Algorithm

Denote the action-value function as  $Q^\pi(\mathbf{s}, \mathbf{a}) = \mathbb{E}[\sum_{t=0}^{\infty} \gamma^t r(\mathbf{s}_t, \mathbf{a}_t) | \mathbf{s}_0 = \mathbf{s}, \mathbf{a}_0 = \mathbf{a}]$ . In the actor-critic scheme (Sutton & Barto, 2018), the critic  $Q^\pi(\mathbf{s}, \mathbf{a})$  is often approximated by a neural network  $Q_\theta(\mathbf{s}, \mathbf{a})$ , parametrized by  $\theta$  and trained by the Bellman operator (Lillicrap et al., 2016; Haarnoja et al., 2018a; Fujimoto et al., 2019) by minimizing *w.r.t.*  $\theta$

$$\left[ Q_\theta(\mathbf{s}, \mathbf{a}) - \left( r(\mathbf{s}, \mathbf{a}) + \gamma \mathbb{E}_{\mathbf{s}' \sim \mathcal{P}(\cdot | \mathbf{s}, \mathbf{a}), \mathbf{a}' \sim \pi(\cdot | \mathbf{s}')} [Q_\theta(\mathbf{s}', \mathbf{a}')] \right) \right]^2.$$

The actor  $\pi_\phi$  aims at maximizing the expected value of  $Q_\theta$ , and in offline RL its learning objective is commonly expressed as maximizing *w.r.t.*  $\phi$

$$J(\pi_\phi) \approx \mathbb{E}_{\mathbf{s} \sim d_b(\mathbf{s}), \mathbf{a} \sim \pi_\phi(\mathbf{a} | \mathbf{s})} [Q_\theta(\mathbf{s}, \mathbf{a})], \quad (1)$$

where sampling from  $d_b(\mathbf{s})$  can be implemented as sampling from the offline dataset  $\mathbb{D}$  (Fu et al., 2019; Levine et al., 2020).

## 2.3 Generative Adversarial Nets

GAN (Goodfellow et al., 2014) provides a framework to train deep generative models, with two neural networks trained jointly in an adversarial manner: a generator  $G_\phi$ , parametrized by  $\phi$ , that fits the data distribution and a discriminator  $D_w$ , parametrized by  $w$ , that outputs the probability of a sample coming from the training data rather than  $G_\phi$ . Sampling  $\mathbf{x}$  from the generator’s distribution  $d_\phi(\mathbf{x})$  can be realized with  $\mathbf{z} \sim p_z(\mathbf{z}), \mathbf{x} = G_\phi(\mathbf{z})$ , where  $p_z(\mathbf{z})$  is some noise distribution. Both  $G_\phi$  and  $D_w$  are trained via a two-player min-max game as

$$\min_{\phi} \max_w V(D_w, G_\phi) = \mathbb{E}_{\mathbf{y} \sim d_{\mathbb{D}}(\cdot)} [\log D_w(\mathbf{y})] + \mathbb{E}_{\mathbf{z} \sim p_z(\mathbf{z})} [\log (1 - D_w(G_\phi(\mathbf{z})))] , \quad (2)$$

where  $d_{\mathbb{D}}(\cdot)$  is the data distribution.

Given the optimal discriminator  $D_G^*$  at  $G_\phi$ , the training objective of  $G_\phi$  is determined by the JSD between  $d_{\mathbb{D}}$  and  $d_\phi$  as  $V(D_G^*, G_\phi) = -\log 4 + 2 \cdot \text{JSD}(d_{\mathbb{D}} \| d_\phi)$ , with the global minimum achieved if and only if  $d_\phi = d_{\mathbb{D}}$ . Therefore, one may view GAN as a distributional matching framework that approximately minimizes the JSD between the generator distribution and data distribution.

## 2.4 Motivations

To illustrate our motivations of training an expressive policy under an appropriate regularization, we conduct a toy experiment of behavior cloning, as shown in Figure 1, where we use the  $x$ - and  $y$ -axis values to represent the state and action, respectively. Figure 1a illustrates the state-action joint distribution of the

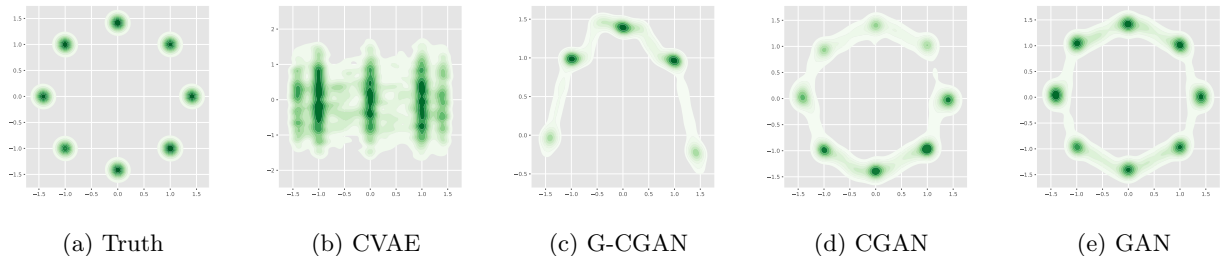


Figure 1: Performance of approximating the behavior policy on the eight-Gaussian dataset. A conditional VAE (“CVAE”), a conditional GAN (“CGAN”), and a Gaussian-generator conditional GAN (“G-CGAN”) are fitted using the classical policy (conditional-distribution) matching approach. A conditional GAN (“GAN”) is fitted using the basic state-action joint-matching strategy (Section 3.1.2). More details are provided in Appendix D.1.

data-collecting behavior policy that we try to mimic. For Figures 1b-1e, we use the same test-time state marginal distribution, which consists of an equal mixture of the behavior policy’s state distribution and a uniform state distribution between  $-1.5$  and  $1.5$ . If the inferred policy well approaches the behavior policy, we expect **(1)** clear concentration on the eight centers and **(2)** smooth interpolation between centers, which implies a good and smooth fit to the behavior policy. We start the toy experiment with fitting a CVAE model, a representative behavior-cloning method, to the dataset. As shown in Figure 1b, CVAE exhibits a mode-covering behavior that covers the data density modes at the expense of overestimating unwanted low data-density regions. Hence, the regularization ability is questionable of using CVAE as a proxy for the behavior policy in some prior work. Replacing CVAE with the conditional GAN (CGAN, Mirza & Osindero (2014)), *i.e.*, replacing the KL loss with the JSD loss, but adopting the Gaussian policy popular in prior offline RL work partially alleviates the mode-covering issues but drops necessary modes, as shown in Figure 1c. This shows the inflexibility of Gaussian policies. Replacing the Gaussian policy in CGAN with an implicit policy, and training CGAN via the classical policy-matching approach, improves the capability of capturing multiple modes, as shown in Figure 1d. Finally, training the implicit-policy CGAN via our proposed modification (Section 3.1.2) also leads to good capture of the behavior policy. As shown in Figure 1e, it concentrates clearly on the eight centers and interpolates smoothly between the seen states. Based on this toy example, training a fully-implicit policy with the policy-matching strategy and *w.r.t.* the GAN-style JSD minimization can be an effective way to learn a flexible yet well-regularized policy in offline RL.

### 3 State-Action Joint Regularized Implicit Policy

In this section we discuss an instance of our framework that will be used in our empirical study in Section 5. Concretely, we train a fully implicit policy via a GAN structure to approximately minimize the JSD for sample-based policy-matching. Our basic algorithm is discussed in Section 3.1, followed by three enhancing components presented in Section 3.2 to build up our full algorithm.

This instantiation manifests three facets we consider important in offline RL: **(1)** the flexibility of the policy class, **(2)** an effective sample-based regularization without explicitly modelling the behavior policy, and **(3)** the smoothness of the learned policy.

#### 3.1 Basic Algorithm

Motivated by the standard actor-critic and GAN frameworks described in Section 2, our basic algorithm consists of a critic  $Q_{\theta}$ , an actor  $\pi_{\phi}$ , and a discriminator  $D_w$ . For training stability, we adopt the double Q-learning (Hasselt, 2010) and target network formulation to train a pair of critics  $Q_{\theta_1}, Q_{\theta_2}$  and the target networks  $Q_{\theta'_1}, Q_{\theta'_2}, \pi_{\phi'}$ .

To penalize uncertainty in the action-value estimates at future states, while controlling conservatism, we

follow Fujimoto et al. (2019) and Kumar et al. (2019) to use the following critic-training target:

$$\tilde{Q}(\mathbf{s}, \mathbf{a}) \triangleq r(\mathbf{s}, \mathbf{a}) + \gamma \mathbb{E}_{\mathbf{a}' \sim \pi_{\phi'}(\cdot | \mathbf{s}')} \left[ \lambda \min_{j=1,2} Q_{\theta'_j}(\mathbf{s}', \mathbf{a}') + (1 - \lambda) \max_{j=1,2} Q_{\theta'_j}(\mathbf{s}', \mathbf{a}') \right] \quad (3)$$

with hyperparameter  $\lambda \in [0, 1]$ , where one  $\mathbf{a}'$  is sampled at each  $\mathbf{s}'$  in the mini-batch. The training objective for both critic networks is minimizing the mean-squared-error between their respective action-value estimates  $Q_{\theta_j}(\mathbf{s}, \mathbf{a})$  and  $\tilde{Q}(\mathbf{s}, \mathbf{a})$  over state-action pairs in the mini-batch.

Actor training consists of three components: implicit policy, policy-matching regularization, and conservative target.

### 3.1.1 Implicit Policy

As discussed in Sections 1 and 2.4, a deterministic or Gaussian policy may miss important rewarding actions, or even concentrate on inferior “average actions.” For online off-policy RL, Yue et al. (2020) show the benefit of adopting an implicit distribution mixed Gaussian policy. Generalizing that idea to offline RL, we train a fully implicit policy, which transforms a given noise distribution into the state-conditional action distribution via a neural network, in reminiscent of the generator in CGAN. Specifically, given state  $\mathbf{s}$ ,

$$\mathbf{a} \sim \pi_{\phi}(\cdot | \mathbf{s}) = \pi_{\phi}(\mathbf{s}, \mathbf{z}), \quad \mathbf{z} \stackrel{iid}{\sim} p_{\mathbf{z}}(\mathbf{z}) \quad (4)$$

where  $\pi_{\phi}$  is a deterministic function and  $p_{\mathbf{z}}(\mathbf{z})$  is some noise distribution. As shown in Figures 1d and 1e, a fully implicit policy has stronger capability of learning a multi-modal policy, if needed.

### 3.1.2 Policy-Matching Regularization

Our goal is to efficiently match the current policy with the behavior policy *w.r.t.* sample-based estimate of some statistical divergence, such as the JSD or IPM. For the JSD, which is empirically studied in Section 5, as in Wu et al. (2019), essentially we want to minimize

$$\mathbb{E}_{\mathbf{s} \sim d_b(\mathbf{s})} [\text{JSD}(\pi_b(\mathbf{a} | \mathbf{s}), \pi_{\phi}(\mathbf{a} | \mathbf{s}))]. \quad (5)$$

Using the notations in GAN, the generator sample  $\mathbf{x}$  and the data sample  $\mathbf{y}$  for policy-matching are defined as

$$\mathbf{y} \triangleq (\mathbf{s}, \mathbf{a}) \sim \mathbb{D}, \quad \mathbf{x} \triangleq (\mathbf{s}, \tilde{\mathbf{a}}), \quad \tilde{\mathbf{a}} \sim \pi_{\phi}(\cdot | \mathbf{s}), \quad (6)$$

where the same  $\mathbf{s}$  is used in both  $\mathbf{x}$  and  $\mathbf{y}$ .

In this paper, we propose to minimize an equivalent form of Equation 5 as

$$\text{JSD}[\pi_b(\mathbf{a} | \mathbf{s}) d_b(\mathbf{s}), \pi_{\phi}(\mathbf{a} | \mathbf{s}) d_b(\mathbf{s})], \quad (7)$$

which we henceforth refer to as “state-action joint-matching.” An intuitive explanation for a benefit of this objective is discussed in the next paragraph, and the equivalence between Equation 7 and Equation 5 together with a theoretical benefit of using Equation 7 as the objective is discussed in Theorem 4.4. The generator sample  $\mathbf{x}$  and the data sample  $\mathbf{y}$  are now defined as

$$\mathbf{y} \triangleq (\mathbf{s}, \mathbf{a}) \sim \mathbb{D}; \quad \mathbf{x} \triangleq (\tilde{\mathbf{s}}, \tilde{\mathbf{a}}), \quad \tilde{\mathbf{s}} \sim \mathbb{D}, \quad \tilde{\mathbf{a}} \sim \pi_{\phi}(\cdot | \tilde{\mathbf{s}}), \quad (8)$$

where  $\tilde{\mathbf{s}}$  is independent of  $\mathbf{s}$ .

For both policy-matching objectives in Equation 5 and Equation 7, we constrain the statistical divergence, named generator loss  $\mathcal{L}_g(\phi)$ , in the training of actor. In this instantiation of approximately minimizing JSD via GAN, with the discriminator  $D_w$ , we have  $\mathcal{L}_g \triangleq \mathbb{E}_{\mathbf{x}} [\log(1 - D_w(\mathbf{x}))]$ .

Intuitively, our choice of minimizing the policy-matching objective in Equation 7, instead of the classical one in Equation 5, circumvents the problem of matching each state-conditional action distribution on only one data point, since state-action pairs  $(\mathbf{s}_i, \mathbf{a}_i)$  in the offline dataset are all viewed as samples from  $\pi_b(\mathbf{a} | \mathbf{s}) d_b(\mathbf{s})$ , instead of each pair being separately viewed as one sample from the state-conditional distribution, *i.e.*,  $\mathbf{a}_i \sim \pi_b(\cdot | \mathbf{s}_i)$ . Besides, the state-action joint-matching objective implicitly encourages the smoothness of the state-action mapping, namely, similar states should have similar actions. This is because, for example, the discriminator in GAN can easily decide as “fake” a generator sample  $\mathbf{x}$  should it has state similar to a data sample but action very differently from. This smoothness feature helps a reliable generalization of our policy to unseen states.

### 3.1.3 Actor-Training Target

To prevent the accumulation of accidental errors in the training process and in the approximation of action-value function, we adopt the strategy in Kumar et al. (2019) to train the policy with respect to a conservative estimate of the action-values. For the ease of optimization, we use the Lagrange form of the constrained optimization problem and penalize the generator loss  $\mathcal{L}_g(\phi)$  while improving the policy. Our policy-training target is

$$\min_{\phi} -\mathbb{E}_{\mathbf{s} \sim \mathbb{D}} \mathbb{E}_{\mathbf{a} \sim \pi_{\phi}(\cdot | \mathbf{s})} [\min_{j=1,2} Q_{\theta_j}(\mathbf{s}, \mathbf{a})] + \alpha \cdot \mathcal{L}_g(\phi), \quad (9)$$

where  $\alpha$  is a fixed Lagrange multiplier. At test time, we follow Fujimoto et al. (2019) and Kumar et al. (2019) to first sample 10 actions from  $\pi_{\phi}$  and then execute the action that maximizes  $Q_{\theta_1}$ .

The discriminator is trained to better distinguish generator and data samples. It aids the policy-matching through outputting  $\mathcal{L}_g(\phi)$ . As an example, for approximately minimizing JSD via Equation 7, the discriminator outputs the probability that the input, either the  $\mathbf{x}$  or  $\mathbf{y}$  in Equation 8, comes from  $d_b(\mathbf{s}, \mathbf{a})$ . In this case, the discriminator is trained to minimize the error in assigning  $\mathbf{x}$  as “fake” and  $\mathbf{y}$  as “true”, which is the inner maximization of Equation 2.

## 3.2 Enhancing Components

In this section we present three enhancing components for further improving our basic algorithm in Section 3.1.

**Multiple Action-samples at Bellman Backup.** The expectation part of the critic learning target (Equation 3) can be better estimated, in terms of a smaller sample variance, by averaging over  $N_a$  actions  $\mathbf{a}'$  at each  $\mathbf{s}'$  in the mini-batch, rather than just one  $\mathbf{a}'$  as in Section 3.1.

**State-smoothing at Bellman Backup.** Due to the stochastic nature of environmental transition, multiple next states  $\mathbf{s}'$  are possible after taking action  $\mathbf{a}$  at state  $\mathbf{s}$ , while the offline dataset  $\mathbb{D}$  only contains one such  $\mathbf{s}'$ . Since the agent is unable to interact with the environment to collect more data in offline RL, local exploration (Sinha et al., 2021) in the state-space appears as an effective strategy to regularize the Bellman backup by taking consideration of the states close to the records in the offline dataset. We assume that: (1) a small transformation to a state results in states physically plausible in the underlying environment (as in Sinha et al. (2021)); (2) when the state space is continuous, the transition kernel  $\mathcal{P}(\cdot | \mathbf{s}, \mathbf{a})$  is locally continuous and centers at the recorded  $\mathbf{s}'$  in the dataset.

With these assumptions, we propose to fit  $Q_{\theta}(\mathbf{s}, \mathbf{a})$  on the value of a small region around the recorded next state  $\mathbf{s}'$ . Specifically, with a pre-specified standard deviation  $\sigma_B$ , we sample around  $\mathbf{s}'$  as  $\hat{\mathbf{s}} = \mathbf{s}' + \boldsymbol{\epsilon}$ ,  $\boldsymbol{\epsilon} \sim \mathcal{N}(\mathbf{0}, \sigma_B^2 \mathbf{I})$ , and modify Equation 3 as

$$\tilde{Q}(\mathbf{s}, \mathbf{a}) \triangleq r(\mathbf{s}, \mathbf{a}) + \gamma \mathbb{E}_{\hat{\mathbf{s}}} \mathbb{E}_{\hat{\mathbf{a}} \sim \pi_{\phi'}(\cdot | \hat{\mathbf{s}})} \left[ \lambda \min_{j=1,2} Q_{\theta_j}(\hat{\mathbf{s}}, \hat{\mathbf{a}}) + (1 - \lambda) \max_{j=1,2} Q_{\theta_j}(\hat{\mathbf{s}}, \hat{\mathbf{a}}) \right], \quad (10)$$

where  $N_B \hat{\mathbf{s}}$  are sampled to estimate the expectation. This strategy is equivalent to using a Gaussian distribution centered at  $\mathbf{s}'$  to approximate the otherwise non-smooth  $\delta_{\mathbf{s}'}$  transition kernel manifested in the offline dataset. Similar technique is also considered as the target policy smoothing regularization in Fujimoto et al. (2018), though smoothing therein is applied on the target action.

**State-smoothing at Policy-matching.** In optimizing the policy-matching objective Equation 7, we substitute  $d_{\mathbb{D}}(\mathbf{s})$  for  $d_b(\mathbf{s})$ . However,  $d_{\mathbb{D}}(\mathbf{s})$  is in essence discrete and the idea of smoothing the discrete state-distribution can be applied again to provide a better coverage of the state space. This design explicitly encourages a predictable and smooth behavior at states unseen in the offline dataset. Specifically, with some pre-specified  $\sigma_J^2$ , we modify the sampling scheme of  $\tilde{\mathbf{s}}$  in Equation 8 as

$$\tilde{\mathbf{s}} \sim \mathbb{D}, \boldsymbol{\epsilon} \sim \mathcal{N}(\mathbf{0}, \sigma_J^2 \mathbf{I}), \tilde{\mathbf{s}} \leftarrow \tilde{\mathbf{s}} + \boldsymbol{\epsilon}. \quad (11)$$

Our strategy is akin to sampling from a kernel density approximation (Wasserman, 2006) of  $d_b(\mathbf{s})$  with data points  $\mathbf{s} \in \mathbb{D}$  and with radial basis kernel of bandwidth  $\sigma_J$ .

---

**Algorithm 1** GAN-JSD, Main Steps

---

Initialize policy network  $\pi_\phi$ , critic network  $Q_{\theta_1}$  and  $Q_{\theta_2}$ , discriminator network  $D_w$ .  
**for** each iteration **do**  
    Sample transition mini-batch  $\mathcal{B} = \{(\mathbf{s}, \mathbf{a}, r, \mathbf{s}')\} \sim \mathbb{D}$ .  
    From Equation 10, train the critics by, for  $j = 1, 2$ ,  $\arg \min_{\theta_j} (Q_{\theta_j}(\mathbf{s}, \mathbf{a}) - \tilde{Q}(\mathbf{s}, \mathbf{a}))^2$  over  $(\mathbf{s}, \mathbf{a}) \in \mathcal{B}$ .  
    Calculate generator loss  $\mathcal{L}_g$  using  $D_w$  and the  $\mathbf{x}, \mathbf{y}$  in Equation 8, with state-smoothing in Section 3.2.  
    Optimize policy network  $\pi_\phi$  by Equation 9.  
    Optimize the discriminator network  $D_w$  to maximize  $\mathbb{E}_{\mathbf{y} \sim d_{\mathbb{D}}(\cdot)} [\log D_w(\mathbf{y})] + \mathbb{E}_{\mathbf{x}} [\log (1 - D_w(\mathbf{x}))]$ .  
**end for**

---

Algorithm 1 shows the main steps of our algorithm, instantiated by approximately minimizing JSD via GAN, and thus referred to as GAN-JSD. A detailed version is provided in Appendix B. Implementation details are in Appendix D.2.

## 4 Theoretical Analysis

As discussed in Section 2, the offline dataset  $\mathbb{D}$  is typically sampled from the undiscounted state-action visitation frequency induced by the behavior policy  $\pi_b$ . Recall that in this paper we adopt the common strategy in prior offline-RL work of controlling the distance between the behavior policy and the current policy during the training process. In this section, we first prove that this approach, in essence, controls the corresponding undiscounted state-action visitations. As a consequence, the issue of uncontrollable extrapolation errors in the action-value function estimate can be mitigated.

**Theorem 4.1** (Informal). *When the current policy is close to the behavior policy, the total-variation distance between the corresponding undiscounted state-action visitation frequencies are small.*

A formal statement and the proof of Theorem 4.1 is on Theorem C.3 provided in Appendix C.

We notice that similar analysis has been given in the prior work of bounding  $D_{\text{KL}}(d_\phi(\mathbf{s}) \| d_b(\mathbf{s}))$  by  $O(\epsilon/(1-\gamma)^2)$  (Schulman et al., 2015; Levine et al., 2020). However, that prior work deals with (unnormalized) discounted visitation frequencies while our bound is devoted to undiscounted visitation frequencies, since neither the data collection (*i.e.*, policy rollout) nor the proposed state-action joint-matching scheme (Section 3.1.2) involve the discount factor. In short, the definitions of  $d_\phi(\mathbf{s})$  and  $d_b(\mathbf{s})$  in our work are different from those in the prior work. Note that this prior work depends on  $1-\gamma$  in the denominator and hence cannot be applied to the undiscounted case where the discount factor  $\gamma = 1$ . Furthermore, instead of the KL divergence, our bound is *w.r.t.* the total-variation distance, which is a well-defined metric.

In practice, the offline dataset  $\mathbb{D}$  often consists of samples collected by a mixture of policies. Equivalently, the behavior policy  $\pi_b(\cdot | \mathbf{s})$  is a mixture of single policies. Theorem 4.1 can be extended into the mixture of policies case as in Theorem C.5 provided in Appendix C.

We now verify the correctness of our proposed state-action joint-matching scheme (Equation 8) under the IPM.

**Definition 4.2** (Integral Probability Metric). The integral probability metrics (IPM)  $D_{\mathcal{G}}$  for the probability measures  $\mathcal{P}, \mathcal{Q}$  *w.r.t.* some function class  $\mathcal{G}$  is defined as (Müller, 1997; Binkowski et al., 2018)

$$D_{\mathcal{G}}(\mathcal{P}, \mathcal{Q}) = \sup_{g \in \mathcal{G}} |\mathbb{E}_{X \sim \mathcal{P}}[g(X)] - \mathbb{E}_{Y \sim \mathcal{Q}}[g(Y)]|,$$

**Theorem 4.3** (Informal). *Both our proposed state-action joint-matching scheme (Equation 8) and the classical policy-matching scheme (Equation 6) minimize the IPM between the undiscounted state-action visitations.*

A formal statement and the proof of Theorem 4.3 is on Theorem C.7 provided in Appendix C.

Though out of the scope of this paper, for completeness we note that for the discounted visitation frequency defined for a policy  $\pi$  as

$$d^\pi(\mathbf{s}, \mathbf{a}) \triangleq (1-\gamma) \sum_{t=0}^{\infty} \gamma^t \Pr_\pi(\mathbf{s}_t = \mathbf{s}, \mathbf{a}_t = \mathbf{a}),$$

our scheme also matches the IPM between the discounted visitation frequencies  $D_{\mathcal{G}}(d_{\phi}(\mathbf{s}, \mathbf{a}), d_b(\mathbf{s}, \mathbf{a}))$ , where we reuse the notations  $d_{\phi}$  and  $d_b$  which denote undiscounted visitation frequencies elsewhere, as shown in Theorem C.9 provided in Appendix C.

At the population level, the objectives for our proposed state-action joint-matching scheme (Equation 8) and the classical policy-matching scheme (Equation 6) are the same. However, the classical policy-matching scheme requires many samples from  $\pi_b(\mathbf{a} | \mathbf{s})$  while the state-action joint-matching scheme only requires many samples from  $\mathbb{D}$ , as in the discussed case of JSD. Notice that since both the IPM and JSD are valid probability metrics, the optimal solution for  $d_{\phi}$  under the IPM-matching and the JSD-matching are the same. Meanwhile, based on our preliminary study, the JSD-matching via GAN provides both a more stable training and an easier hyperparameter reference from the literature, and we henceforth focus on approximately minimizing JSD via GAN.

We now verify the equivalence between Equation 7 and Equation 5. Furthermore, we show a benefit of our state-action joint-matching scheme during the optimization process, as compared to the classical policy-matching scheme.

**Theorem 4.4.** (1)  $\text{JSD}[\pi_b(\mathbf{a} | \mathbf{s}) d_b(\mathbf{s}), \pi_{\phi}(\mathbf{a} | \mathbf{s}) d_b(\mathbf{s})] = \mathbb{E}_{\mathbf{s} \sim d_b(\mathbf{s})} [\text{JSD}(\pi_b(\mathbf{a} | \mathbf{s}), \pi_{\phi}(\mathbf{a} | \mathbf{s}))]$ .  
(2) *Under the state-action joint-matching scheme, the discriminator is optimized towards estimating the desired JSD; while under the classical policy-matching scheme, the discriminator is optimized towards estimating a lower bound of the desired JSD.*

The proof of Theorem 4.4 is provided in Appendix C. In fact, part (2) of Theorem 4.4 holds not just for JSD, but also for IPM, which we state and prove in Theorem C.10 provided in Appendix C.

## 5 Experiments

As discussed in Section 1, we consider it important the flexibility of the policy class, the well-regularization, and the smoothness of the learned policy. To this end, we develop a policy-learning framework that supports training an expressive implicit policy via an effective sample-based regularization without an explicit modeling of the behavior policy, and with techniques encouraging its smoothness. In this section we test an instantiation of our framework on the continuous-control RL tasks. Specifically, we first show the effectiveness of implicit policy, the state-action joint-matching scheme, and our full algorithm (Section 5.1). We then show in ablation study (Section 5.2) the contributions of several building blocks.

**Instantiation.** We use GAN to approximately control the JSD between the behavior policy and the current policy. Our source code builds on the official BCQ repository and largely follows its network architectures. Our implementation of the GAN structure and the hyperparameter choices follow the literature (Goodfellow et al., 2014; Mirza & Osindero, 2014; Radford et al., 2016; Salimans et al., 2016; White, 2016; Goodfellow, 2017). To mimic a hyperparameter-agnostic setting, we minimize hyperparameter tuning across datasets. Implementation details and hyperparameter setting of our full algorithm with GAN joint-matching is in Appendix D.2.1.

### 5.1 Main Results

To validate the effectiveness of our framework, we test four implementations of the GAN instantiation:

- (1) basic algorithm (Section 3.1) regularized by the classical policy-matching regularization, as in Equations 5 and 6 (“GAN-Cond:Basic”),
- (2) basic algorithm regularized by the proposed state-action joint-matching (“GAN-Joint:Basic”),
- (3) full algorithm, which adds state-smoothing techniques onto “GAN-Joint:Basic” (“GAN-Joint”),
- (4) full algorithm, with the same construction of the regularization coefficient as in TD3+BC (Fujimoto & Gu, 2021) (“GAN-Joint- $\alpha$ ”).

For our “GAN-Joint- $\alpha$ ” variant discussed in detail in Appendix D.2.2, we use  $\alpha = 10$  across all datasets due to a different penalty scale compared to Fujimoto & Gu (2021).

We compare our implementations with the state-of-the-art (SOTA) offline-RL algorithms: BEAR (Kumar et al., 2019), BRAC (Wu et al., 2019) (BRAC-v: value penalty), CQL (Kumar et al., 2020), FisherBRC



(Kostrikov et al., 2021b), and TD3+BC (Fujimoto & Gu, 2021). We re-run CQL (details in Appendix D.2.3), FisherBRC, and TD3+BC using the official source codes. The results for the other algorithms are from Fu et al. (2021). Table 1 validates the effectiveness of our full algorithm, together with the efficacy of the implicit policy, state-action joint-matching, and state-smoothing.

Both versions of our full algorithm, “GAN-Joint” and “GAN-Joint- $\alpha$ ,” on average outperform the baseline algorithms, and their performances are relatively stable across tasks and datasets that possess diverse nature. Our full algorithms especially show robust and comparatively-good performance on the high-dimensional Adroit tasks and the Maze2D tasks that are collected by non-Markovian policies, which are traditionally considered as hard in offline RL. On the Gym-MuJoCo domain, our full algorithms show their abilities to learn from datasets collected by a mixture of behavior policies, and from medium-quality examples, which are likely the datasets to encounter in real-world applications. These results support our design of an implicit policy, state-action joint-matching, and explicit state-smoothing.

Comparing “GAN-Cond:Basic” with the baseline algorithms, especially BEAR and CQL that use Gaussian policies, we see that an implicit policy does in general help the performance. This aligns with our intuition in Sections 1 and 2.4 of the incapability of the uni-modal Gaussian policy in capturing multiple action-modes.

To verify the gain of our state-action joint-matching scheme over the classical policy-matching, apart from the comparison between our full algorithms with BEAR and BRAC, the SOTA policy-matching algorithms, we further compare “GAN-Joint:Basic” with “GAN-Cond:Basic.” We see that on 11 out of 16 datasets, “GAN-Joint:Basic” wins against “GAN-Cond:Basic,” while results on other datasets are close. This empirical result may be attributed to the advantage of the state-action joint-matching scheme, *e.g.*, better finite-sample property (Theorem 4.4) and smoothness in the state-action mapping (Section 3.1.2).

Comparing “GAN-Joint” with “GAN-Joint:Basic,” we see that our state-smoothing techniques do in general help the performance. This performance gain may be related to a smoother action-choice at states not covered by the offline dataset, and a more regularized Bellman backup. Note that different datasets may require different smoothing strength, and thus this comparison can potentially be more significant should one is allowed to per-dataset tune the smoothing hyperparameter.

Table 1: Normalized returns for experiments on the D4RL suite of tasks. We perform experiments on datasets from the Maze2D, Gym-Mojoco, and Adroit domains. High average score and low average rank are desirable.

Task Name	BEAR	BRAC-v	CQL	FisherBRC	TD3+BC	GAN-Cond:Basic	GAN-Joint:Basic	GAN-Joint	GAN-Joint- $\alpha$
maze2d-umaze	3.4	-16.0	50.5	-9.8 $\pm$ 7.6	-0.5 $\pm$ 15.6	52.3 $\pm$ 19.6	57.6 $\pm$ 11.0	40.1 $\pm$ 16.9	59.8 $\pm$ 22.7
maze2d-medium	29.0	33.8	30.7	10.4 $\pm$ 24.7	47.2 $\pm$ 41.5	42.6 $\pm$ 18.2	39.4 $\pm$ 10.3	69.6 $\pm$ 25.6	54.1 $\pm$ 24.0
maze2d-large	4.6	40.6	43.7	-2.5 $\pm$ 0.0	84.3 $\pm$ 18.1	36.9 $\pm$ 17.9	52.1 $\pm$ 20.8	71.3 $\pm$ 26.0	182.6 $\pm$ 10.8
halfcheetah-medium	41.7	46.3	39.0	40.9 $\pm$ 0.7	42.8 $\pm$ 0.2	43.8 $\pm$ 0.2	43.7 $\pm$ 0.5	44.1 $\pm$ 0.3	43.9 $\pm$ 0.1
walker2d-medium	59.1	81.1	60.2	79.2 $\pm$ 1.4	78.8 $\pm$ 3.2	65.5 $\pm$ 6.8	70.0 $\pm$ 9.1	69.3 $\pm$ 8.6	72.2 $\pm$ 4.0
hopper-medium	52.1	31.1	34.5	99.2 $\pm$ 0.4	99.6 $\pm$ 0.7	67.5 $\pm$ 21.3	66.5 $\pm$ 15.4	60.1 $\pm$ 27.3	88.4 $\pm$ 8.3
halfcheetah-medium-replay	38.6	47.7	43.4	43.3 $\pm$ 1.2	42.8 $\pm$ 1.3	32.3 $\pm$ 2.4	31.3 $\pm$ 2.8	33.1 $\pm$ 2.3	32.6 $\pm$ 2.9
walker2d-medium-replay	19.2	0.9	16.4	47.7 $\pm$ 4.1	22.5 $\pm$ 5.3	6.9 $\pm$ 2.3	9.9 $\pm$ 2.0	10.2 $\pm$ 2.4	6.7 $\pm$ 0.4
hopper-medium-replay	33.7	0.6	29.5	35.5 $\pm$ 1.1	31.3 $\pm$ 3.1	25.6 $\pm$ 1.6	36.5 $\pm$ 5.2	29.5 $\pm$ 2.5	30.9 $\pm$ 3.2
halfcheetah-medium-expert	53.4	41.9	34.5	92.3 $\pm$ 7.1	87.5 $\pm$ 7.8	76.0 $\pm$ 9.2	74.2 $\pm$ 6.1	75.8 $\pm$ 10.1	68.2 $\pm$ 9.3
walker2d-medium-expert	40.1	81.6	79.8	104.0 $\pm$ 2.8	94.1 $\pm$ 18.8	73.3 $\pm$ 13.8	76.5 $\pm$ 15.1	71.2 $\pm$ 22.0	79.6 $\pm$ 1.9
hopper-medium-expert	96.3	0.8	103.5	112.3 $\pm$ 0.3	112.0 $\pm$ 0.3	68.0 $\pm$ 21.3	70.9 $\pm$ 26.8	99.9 $\pm$ 29.0	76.5 $\pm$ 6.1
pen-human	-1.0	0.6	2.1	-0.4 $\pm$ 3.2	-3.8 $\pm$ 0.6	52.9 $\pm$ 15.9	61.0 $\pm$ 13.7	45.5 $\pm$ 24.5	75.9 $\pm$ 38.9
pen-cloned	26.5	-2.5	1.5	-0.9 $\pm$ 3.5	-3.5 $\pm$ 0.5	19.4 $\pm$ 14.5	31.3 $\pm$ 21.5	18.0 $\pm$ 14.4	26.3 $\pm$ 11.2
pen-expert	105.9	-3.0	95.9	43.7 $\pm$ 20.6	22.4 $\pm$ 16.9	126.1 $\pm$ 17.7	129.1 $\pm$ 14.4	141.1 $\pm$ 14.8	135.9 $\pm$ 2.3
door-expert	103.4	-0.3	87.9	61.1 $\pm$ 39.5	-0.3 $\pm$ 0.0	100.8 $\pm$ 3.8	104.1 $\pm$ 3.6	103.4 $\pm$ 3.7	103.1 $\pm$ 3.1
Average Score	44.1	24.1	47.1	47.3	47.3	55.6	59.6	61.4	71
Average Rank	5.9	6.4	5.8	4.7	4.5	5.4	4.2	4.2	3.8

## 5.2 Ablation Study

The ablation study serves to answer the following questions:

- (a): Is implicit policy better than the Gaussian policy under our state-action joint-matching scheme?
- (b): Does state-smoothing at policy-matching help?
- (c): Does state-smoothing at Bellman backup matter?
- (d): How important is the standard deviation of the Gaussian noise injected in state-smoothing?

Unless stated otherwise, hyperparameters for all algorithmic variants in all datasets are shown as in Table 2.

(a): We compare the performance of our basic joint-matching algorithm, “GAN-Joint:Basic,” with its counterpart where the implicit policy therein is replaced by a Gaussian policy. To make a fair comparison, the critics, discriminator, and hyperparameter setting remain the same. Technical details are deferred to Appendix D.2.4.

Table 3 presents the results. On 11 out of 16 datasets, our basic joint-matching algorithm has higher average return than the Gaussian policy variant. This empirical result coincides with our intuition in Section 3.1 and results in Section 5.1 that a Gaussian policy is less flexible to capture all the rewarding actions, of which an implicit policy is likely to be capable. Appendix F visualizes this comparison and shows in plots that a Gaussian policy does leave out action modes in the “maze2d-umaze” offline-RL dataset.

(b): We compare our full algorithm, “GAN-Joint,” with its variant of no state-smoothing in the state-action joint-matching scheme. The results are shown in Table 4, where our full algorithm overall performs better than the no state-smoothing variant. This performance gain may be attributed to a better coverage of the state-space by the smoothed state-distribution (Section 3.2), which is related to a more predictable and smoother action choice at unseen states. As stated previously, this comparison can potentially be more significant should one is allowed to per-dataset tune the  $\sigma_J$  parameter.

(c): We compare our full algorithm, “GAN-Joint,” with its variant of no state-smoothing at Bellman backup. Table 5 shows the results. Again, overall our full algorithm performs better than the no state-smoothing version, showing the benefit of smoothing the empirical transition kernel  $\delta_{s'}$  (Section 3.2), *e.g.*, taking the stochasticity of state-transitions into account. As before, we use the same smoothing strength across all datasets, while a per-dataset tuning of the  $\sigma_B$  parameter may sharpen the distinction.

(d): To ease hyperparameter tuning, in reality we fix  $\sigma_B = \sigma_J \triangleq \sigma$  (see Appendix D.2.1). To test the robustness to the  $\sigma$  hyperparameter, we run “GAN-Joint” under

$$\sigma \in \{1 \times 10^{-2}, 3 \times 10^{-3}, 1 \times 10^{-3}, 3 \times 10^{-4}, 1 \times 10^{-4}, 0\}.$$

Table 6 shows the normalized returns. We see that our full algorithm is relatively insensitive to the setting of  $\sigma$ , especially in the range  $\sigma \in [1 \times 10^{-4}, 1 \times 10^{-3})$ , where the overall performance varies little with  $\sigma$ . A too-small  $\sigma$  cannot provide enough smoothing to the state distributions. On the contrary, a too-large  $\sigma$  may highly distort the information contained in the offline dataset, such as the state-transition kernel. In both cases, a degradation in the overall performance is expected.

## 6 Conclusion and Future Work

In this paper, we develop a framework that supports learning a flexible yet well-regularized policy in offline RL. Specifically, we train a fully-implicit policy via regularizing the difference between the current policy and the behavior policy during the training process. An effective instantiation of our framework through the GAN structure is provided for approximately minimizing the JSD between the current and the behavior policies. Other divergence metrics, such as the IPM, may also be applied and are left for future work. We further propose a simple modification to the classical policy-matching scheme for a better regularization *w.r.t.* the dual form of JSD and IPM. Moreover, we augment our policy-matching algorithm with explicit state-smoothing techniques to enhance its generalizability on states beyond the offline dataset. On the theoretical side, we show the correctness of the policy-matching approach in matching the underlying undiscounted state-action visitations, and the correctness and a good finite-sample property of our proposed modification. We note that while the policy-matching regularization is an effective strategy to control the undiscounted visitations, as shown in our paper and prior work, a more-direct and efficient way to such control is left for future work. Nevertheless, the effectiveness of our framework and implementations is validated through extensive experiments and ablation study on the D4RL dataset.

## References

- Agarwal, R., Schuurmans, D., and Norouzi, M. An Optimistic Perspective on Offline Reinforcement Learning, 2020.
- Arjovsky, M., Chintala, S., and Bottou, L. Wasserstein GAN. *ArXiv*, abs/1701.07875, 2017.
- Baxendale, P. T. E. Harris’s Contributions to Recurrent Markov Processes and Stochastic Flows. *The Annals of Probability*, 39(2):417–428, 2011. ISSN 00911798.
- Bellemare, M. G., Danihelka, I., Dabney, W., Mohamed, S., Lakshminarayanan, B., Hoyer, S., and Munos, R. The Cramer Distance as a Solution to Biased Wasserstein Gradients. *ArXiv*, abs/1705.10743, 2017.
- Binkowski, M., Sutherland, D. J., Arbel, M., and Gretton, A. Demystifying MMD GANs. *ArXiv*, abs/1801.01401, 2018.
- Cang, C., Rajeswaran, A., Abbeel, P., and Laskin, M. Behavioral Priors and Dynamics Models: Improving Performance and Domain Transfer in Offline RL. *ArXiv*, abs/2106.09119, 2021.
- Chen, L., Lu, K., Rajeswaran, A., Lee, K., Grover, A., Laskin, M., Abbeel, P., Srinivas, A., and Mordatch, I. Decision Transformer: Reinforcement Learning via Sequence Modeling. *ArXiv*, abs/2106.01345, 2021.
- Cuturi, M. Sinkhorn Distances: Lightspeed Computation of Optimal Transportation Distances. *arXiv: Machine Learning*, 2013.
- Ernst, D., Geurts, P., and Wehenkel, L. Tree-Based Batch Mode Reinforcement Learning. *J. Mach. Learn. Res.*, 6:503–556, 2005.
- Feydy, J., Sejourn, T., Vialard, F.-X., Amari, S.-i., Troune, A., and Peyr, G. Interpolating between Optimal Transport and MMD using Sinkhorn Divergences. In *The 22nd International Conference on Artificial Intelligence and Statistics*, pp. 2681–2690, 2019.
- Fu, J., Kumar, A., Soh, M., and Levine, S. Diagnosing Bottlenecks in Deep Q-learning Algorithms. In *ICML*, 2019.
- Fu, J., Kumar, A., Nachum, O., Tucker, G., and Levine, S. D4RL: Datasets for Deep Data-Driven Reinforcement Learning, 2021.
- Fujimoto, S. and Gu, S. S. A Minimalist Approach to Offline Reinforcement Learning. *ArXiv*, abs/2106.06860, 2021.
- Fujimoto, S., van Hoof, H., and Meger, D. Addressing Function Approximation Error in Actor-Critic Methods. In Dy, J. and Krause, A. (eds.), *Proceedings of the 35th International Conference on Machine Learning*, volume 80 of *Proceedings of Machine Learning Research*, pp. 1587–1596. PMLR, 10–15 Jul 2018.
- Fujimoto, S., Meger, D., and Precup, D. Off-Policy Deep Reinforcement Learning without Exploration. In Chaudhuri, K. and Salakhutdinov, R. (eds.), *Proceedings of the 36th International Conference on Machine Learning*, volume 97 of *Proceedings of Machine Learning Research*, pp. 2052–2062. PMLR, 09–15 Jun 2019.
- Gilotte, A., Calauznes, C., Nedelec, T., Abraham, A., and Doll, S. Offline A/B Testing for Recommender Systems. *Proceedings of the Eleventh ACM International Conference on Web Search and Data Mining*, 2018.
- Goodfellow, I. NIPS 2016 Tutorial: Generative Adversarial Networks. *ArXiv*, abs/1701.00160, 2017.
- Goodfellow, I., Pouget-Abadie, J., Mirza, M., Xu, B., Warde-Farley, D., Ozair, S., Courville, A., and Bengio, Y. Generative Adversarial Nets. In Ghahramani, Z., Welling, M., Cortes, C., Lawrence, N., and Weinberger, K. Q. (eds.), *Advances in Neural Information Processing Systems*, volume 27. Curran Associates, Inc., 2014.

- Gottesman, O., Johansson, F. D., Meier, J., Dent, J., Lee, D., Srinivasan, S., Zhang, L., Ding, Y., Wihl, D., Peng, X., Yao, J., Lage, I., Mosch, C., wei H. Lehman, L., Komorowski, M., Faisal, A., Celi, L., Sontag, D., and Doshi-Velez, F. Evaluating Reinforcement Learning Algorithms in Observational Health Settings. *ArXiv*, abs/1805.12298, 2018.
- Gretton, A., Borgwardt, K., Rasch, M., Schölkopf, B., and Smola, A. A Kernel Two-Sample Test. *J. Mach. Learn. Res.*, 13:723–773, 2012.
- Gulcehre, C., Colmenarejo, S. G., ziyu wang, Sygnowski, J., Paine, T., Zolna, K., Chen, Y., Hoffman, M., Pascanu, R., and de Freitas, N. Addressing Extrapolation Error in Deep Offline Reinforcement Learning, 2021.
- Gulrajani, I., Ahmed, F., Arjovsky, M., Dumoulin, V., and Courville, A. C. Improved Training of Wasserstein GANs. In *NIPS*, 2017.
- Haarnoja, T., Tang, H., Abbeel, P., and Levine, S. Reinforcement Learning with Deep Energy-Based Policies. In *ICML*, 2017.
- Haarnoja, T., Zhou, A., Abbeel, P., and Levine, S. Soft Actor-Critic: Off-Policy Maximum Entropy Deep Reinforcement Learning with a Stochastic Actor. In Dy, J. and Krause, A. (eds.), *Proceedings of the 35th International Conference on Machine Learning*, volume 80 of *Proceedings of Machine Learning Research*, pp. 1861–1870. PMLR, 10–15 Jul 2018a.
- Haarnoja, T., Zhou, A., Hartikainen, K., Tucker, G., Ha, S., Tan, J., Kumar, V., Zhu, H., Gupta, A., Abbeel, P., and Levine, S. Soft Actor-Critic Algorithms and Applications. *ArXiv*, abs/1812.05905, 2018b.
- Hasselt, H. V. Double Q-learning. In *NIPS*, 2010.
- Ho, J. and Ermon, S. Generative Adversarial Imitation Learning. In Lee, D., Sugiyama, M., Luxburg, U., Guyon, I., and Garnett, R. (eds.), *Advances in Neural Information Processing Systems*, volume 29. Curran Associates, Inc., 2016.
- Jaques, N., Ghandeharioun, A., Shen, J. H., Ferguson, C., Lapedriza, À., Jones, N. J., Gu, S., and Picard, R. W. Way Off-Policy Batch Deep Reinforcement Learning of Implicit Human Preferences in Dialog. *ArXiv*, abs/1907.00456, 2019.
- Kallus, N. and Zhou, A. Confounding-Robust Policy Evaluation in Infinite-Horizon Reinforcement Learning, 2020.
- Kingma, D. P. and Ba, J. Adam: A Method for Stochastic Optimization, 2014.
- Kingma, D. P. and Welling, M. Auto-Encoding Variational Bayes, 2013.
- Kostrikov, I., Nair, A., and Levine, S. Offline Reinforcement Learning with Implicit Q-Learning. *ArXiv*, abs/2110.06169, 2021a.
- Kostrikov, I., Tompson, J., Fergus, R., and Nachum, O. Offline Reinforcement Learning with Fisher Divergence Critic Regularization. In *ICML*, 2021b.
- Kumar, A., Fu, J., Soh, M., Tucker, G., and Levine, S. Stabilizing Off-Policy Q-Learning via Bootstrapping Error Reduction. In *Advances in Neural Information Processing Systems*, volume 32. Curran Associates, Inc., 2019.
- Kumar, A., Zhou, A., Tucker, G., and Levine, S. Conservative Q-Learning for Offline Reinforcement Learning. In Larochelle, H., Ranzato, M., Hadsell, R., Balcan, M. F., and Lin, H. (eds.), *Advances in Neural Information Processing Systems*, volume 33, pp. 1179–1191. Curran Associates, Inc., 2020.
- Kuznetsov, A., Shvechikov, P., Grishin, A., and Vetrov, D. Controlling Overestimation Bias with Truncated Mixture of Continuous Distributional Quantile Critics. *ArXiv*, abs/2005.04269, 2020.

- Lange, S., Gabel, T., and Riedmiller, M. *Batch Reinforcement Learning*, pp. 45–73. Springer Berlin Heidelberg, Berlin, Heidelberg, 2012. ISBN 978-3-642-27645-3. doi: 10.1007/978-3-642-27645-3\_2.
- Langville, A. N. and Meyer, C. D. Deeper inside PageRank. *Internet Mathematics*, 1(3):335–380, 2004. ISSN 1542-7951.
- Laroche, R. and Trichelair, P. Safe Policy Improvement with Baseline Bootstrapping. In *ICML*, 2019.
- Lee, J., Jeon, W., Lee, B.-J., Pineau, J., and Kim, K.-E. OptiDICE: Offline Policy Optimization via Stationary Distribution Correction Estimation. *ArXiv*, abs/2106.10783, 2021a.
- Lee, K., Laskin, M., Srinivas, A., and Abbeel, P. SUNRISE: A Simple Unified Framework for Ensemble Learning in Deep Reinforcement Learning. In *ICML*, 2021b.
- Levine, S., Kumar, A., Tucker, G., and Fu, J. Offline Reinforcement Learning: Tutorial, Review, and Perspectives on Open Problems, 2020.
- Li, C.-L., Chang, W.-C., Cheng, Y., Yang, Y., and Póczos, B. MMD GAN: Towards Deeper Understanding of Moment Matching Network. In *NIPS*, 2017.
- Lillicrap, T., Hunt, J. J., Pritzel, A., Heess, N., Erez, T., Tassa, Y., Silver, D., and Wierstra, D. Continuous Control with Deep Reinforcement Learning. *CoRR*, abs/1509.02971, 2016.
- Lin, J. Divergence Measures Based on the Shannon Entropy. *IEEE Transactions on Information theory*, 37: 145–151, 1991.
- Lin, L.-J. Self-Improving Reactive Agents Based on Reinforcement Learning, Planning and Teaching. *Machine Learning*, 8(3–4):293–321, 1992.
- Liu, Q., Li, L., Tang, Z., and Zhou, D. Breaking the Curse of Horizon: Infinite-Horizon Off-Policy Estimation. In *NeurIPS*, 2018.
- Matsushima, T., Furuta, H., Matsuo, Y., Nachum, O., and Gu, S. S. Deployment-Efficient Reinforcement Learning via Model-Based Offline Optimization. *ICLR*, abs/2006.03647, 2021.
- Meyer, C. D. *Matrix Analysis and Applied Linear Algebra*. Society for Industrial and Applied Mathematics, USA, 2000. ISBN 0898714540.
- Mirza, M. and Osindero, S. Conditional Generative Adversarial Nets. *ArXiv*, abs/1411.1784, 2014.
- Miyato, T., Kataoka, T., Koyama, M., and Yoshida, Y. Spectral Normalization for Generative Adversarial Networks. *ArXiv*, abs/1802.05957, 2018.
- Mnih, V., Kavukcuoglu, K., Silver, D., Graves, A., Antonoglou, I., Wierstra, D., and Riedmiller, M. Playing Atari with Deep Reinforcement Learning, 2013.
- Mousavi, A., Li, L., Liu, Q., and Zhou, D. Black-box Off-policy Estimation for Infinite-Horizon Reinforcement Learning. *ArXiv*, abs/2003.11126, 2020.
- Müller, A. Integral Probability Metrics and Their Generating Classes of Functions. *Advances in Applied Probability*, 29:429–443, 1997.
- Nachum, O., Dai, B., Kostrikov, I., Chow, Y., Li, L., and Schuurmans, D. AlgaeDICE: Policy Gradient from Arbitrary Experience. *ArXiv*, abs/1912.02074, 2019.
- Nie, X., Brunskill, E., and Wager, S. Learning When-to-Treat Policies. *Journal of the American Statistical Association*, 116:392 – 409, 2019.
- Page, L., Brin, S., Motwani, R., and Winograd, T. The PageRank Citation Ranking: Bringing order to the Web. In *Proceedings of the 7th International World Wide Web Conference*, pp. 161–172, Brisbane, Australia, 1998.

- Peyré, G. and Cuturi, M. Computational Optimal Transport. *Found. Trends Mach. Learn.*, 11:355–607, 2019.
- Puterman, M. L. Markov Decision Processes: Discrete Stochastic Dynamic Programming. In *Wiley Series in Probability and Statistics*, 1994.
- Radford, A., Metz, L., and Chintala, S. Unsupervised Representation Learning with Deep Convolutional Generative Adversarial Networks. *CoRR*, abs/1511.06434, 2016.
- Rajeswaran, A., Kumar, V., Gupta, A., Schulman, J., Todorov, E., and Levine, S. Learning Complex Dexterous Manipulation with Deep Reinforcement Learning and Demonstrations. *ArXiv*, abs/1709.10087, 2018.
- Salimans, T., Goodfellow, I., Zaremba, W., Cheung, V., Radford, A., and Chen, X. Improved Techniques for Training GANs. In *NIPS*, 2016.
- Schrödinger, E. Sur la théorie relativiste de l’électron et l’interprétation de la mécanique quantique. *Annales de l’institut Henri Poincaré*, 2:269–310, 1932.
- Schulman, J., Levine, S., Abbeel, P., Jordan, M. I., and Moritz, P. Trust Region Policy Optimization. *ArXiv*, abs/1502.05477, 2015.
- Sejdinovic, D., Sriperumbudur, B., Gretton, A., and Fukumizu, K. Equivalence of Distance-based and RKHS-based Statistics in Hypothesis Testing. *The Annals of Statistics*, 41(5):2263–2291, 2013. ISSN 00905364, 21688966.
- Siegel, N. Y., Springenberg, J. T., Berkenkamp, F., Abdolmaleki, A., Neunert, M., Lampe, T., Hafner, R., Heess, N., and Riedmiller, M. Keep Doing What Worked: Behavioral Modelling Priors for Offline Reinforcement Learning, 2020.
- Sinha, S., Mandlekar, A., and Garg, A. S4RL: Surprisingly Simple Self-Supervision for Offline Reinforcement Learning, 2021.
- Sohn, K., Lee, H., and Yan, X. Learning Structured Output Representation using Deep Conditional Generative Models. In *NIPS*, 2015.
- Sutton, R. S. and Barto, A. G. *Reinforcement Learning: An Introduction*. A Bradford Book, Cambridge, MA, USA, 2018. ISBN 0262039249.
- Swaminathan, A., Krishnamurthy, A., Agarwal, A., Dudík, M., Langford, J., Jose, D., and Zitouni, I. Off-policy Evaluation for Slate Recommendation. In *NIPS*, 2017.
- Tseng, H., Luo, Y., Cui, S., Chien, J.-T., Haken, R. T., and Naqa, I. Deep Reinforcement Learning for Automated Radiation Adaptation in Lung Cancer. *Medical Physics*, 44:6690?6705, 2017.
- Urpí, N. A., Curi, S., and Krause, A. Risk-Averse Offline Reinforcement Learning. *ArXiv*, abs/2102.05371, 2021.
- Wang, Z., Novikov, A., Zolna, K., Merel, J. S., Springenberg, J. T., Reed, S. E., Shahriari, B., Siegel, N., Gulcehre, C., Heess, N., and de Freitas, N. Critic Regularized Regression. In Larochelle, H., Ranzato, M., Hadsell, R., Balcan, M. F., and Lin, H. (eds.), *Advances in Neural Information Processing Systems*, volume 33, pp. 7768–7778. Curran Associates, Inc., 2020.
- Wasserman, L. *All of Nonparametric Statistics*. Springer, 2006.
- White, T. Sampling Generative Networks. *arXiv: Neural and Evolutionary Computing*, 2016.
- Wu, Y., Tucker, G., and Nachum, O. Behavior Regularized Offline Reinforcement Learning, 2019.
- Wu, Y., Zhai, S., Srivastava, N., Susskind, J., Zhang, J., Salakhutdinov, R., and Goh, H. Uncertainty Weighted Actor-Critic for Offline Reinforcement Learning. In *ICML*, 2021.

- Yu, T., Kumar, A., Rafailov, R., Rajeswaran, A., Levine, S., and Finn, C. COMBO: Conservative Offline Model-Based Policy Optimization. *ArXiv*, abs/2102.08363, 2021.
- Yue, Y., Wang, Z., and Zhou, M. Implicit Distributional Reinforcement Learning. In Larochelle, H., Ranzato, M., Hadsell, R., Balcan, M., and Lin, H. (eds.), *Advances in Neural Information Processing Systems 33: Annual Conference on Neural Information Processing Systems 2020, NeurIPS 2020, December 6-12, 2020, virtual*, 2020.
- Yurtsever, E., Lambert, J., Carballo, A., and Takeda, K. A Survey of Autonomous Driving: Common Practices and Emerging Technologies. *IEEE Access*, 8:58443–58469, 2020.
- Zhang, R., Dai, B., Li, L., and Schuurmans, D. GenDICE: Generalized Offline Estimation of Stationary Values. *ArXiv*, abs/2002.09072, 2020.
- Zheng, H. and Zhou, M. Exploiting Chain Rule and Bayes’ Theorem to Compare Probability Distributions, 2021.

# Appendix

## A Related Work

**Offline Reinforcement Learning.** Three major themes currently exist in offline-RL research. The first focuses on more robustly estimating the action-value function (Agarwal et al., 2020; Gulcehre et al., 2021) or providing a conservative estimate of the Q-values (Kumar et al., 2020; Yu et al., 2021; Sinha et al., 2021), which may better guide the policy optimization process. The second research theme aims at designing a tactful behavior-cloning scheme so as to learn only from “good” actions in the offline dataset (Wang et al., 2020; Chen et al., 2021). In this paper we adopt the third line of research that tries to constrain the current policy to be close to the behavior policy during the training process, under the notion that Q-value estimates at unfamiliar state-action pairs can be pathologically worse due to a lack of supervised training. Specifically, Kumar et al. (2019) and Wu et al. (2021) use conditional variational autoencoder (CVAE) (Kingma & Welling, 2013; Sohn et al., 2015) to train a behavior cloning policy to sample multiple actions at each state for calculating the MMD constraint. Wu et al. (2019), Siegel et al. (2020), and Cang et al. (2021) fit a (Gaussian) behavioral prior to the offline dataset trained by (weighted) maximum likelihood objective. Jaques et al. (2019) consider a pre-trained generative prior of human dialog data before applying KL-control to the current policy. Note that these works essentially constrain the distance between the current policy and the cloned behavior policy, where the latter may deviate from the true behavior. Laroché & Trichelair (2019) assume a known stochastic data-collecting behavior policy. Fujimoto et al. (2019) and Urpí et al. (2021) implicitly control the state-conditional action distribution by decomposing action into a behavior cloning component, trained by fitting a CVAE onto the offline data, and a perturbation component, trained to optimize the (risk-averse) returns. Besides, some work, such as Wu et al. (2019), directly estimates and regularizes the divergence between the state-conditional action distributions, implementing the regularization as Equation 5 and 6. In the paper, we not only develop a framework to train a flexible fully-implicit policy, but also propose to match the state-action joint distribution, which avoids using a single point to estimate the divergence between two distributions and removes the need for a good approximator to the behavior policy, while implicitly smoothing the mapping from the states to actions (Section 3.1).

**Online Off-policy RL.** A large class of modern online off-policy deep RL algorithms trains the policy using experience replay buffer (Lin, 1992), which is a storage of the rollouts of past policies encountered in the training process (Mnih et al., 2013; Lillicrap et al., 2016; Haarnoja et al., 2017; Fujimoto et al., 2018; Haarnoja et al., 2018b; Kuznetsov et al., 2020; Yue et al., 2020; Lee et al., 2021b). This approach essentially use the state-visitation frequency of past policies to approximate that of the current policy (Equation 1). This notion is adopted in policy-matching offline-RL algorithms in both the policy improvement step and in the implementation of the policy-matching regularization, since ideally one would like to match the undiscounted state-action visitation induced by the current policy with the offline dataset. We note that in the standard implementation of off-policy RL algorithms, the discount factor does not act on the collection and the utilization of the replay buffer and hence, the replay buffer can be viewed as samples from the undiscounted state-action visitation induced by the current and past policies.

**Computational Distribution Matching.** Many computationally efficient algorithms exist to match two probability distributions with respect to some statistical divergence. GAN (Goodfellow et al., 2014) approximately minimizes the Jensen–Shannon divergence between the the model’s distribution and the data-generating distribution. A similar adversarial training strategy is further applied to estimate a class of statistical divergence, termed the integral probability metrics (Müller, 1997), in a sample-based manner. For example, Arjovsky et al. (2017); Gulrajani et al. (2017); Miyato et al. (2018) estimate the Wasserstein-1 distance by enforcing the Lipschitz norm of the witness function to be bounded by 1. Li et al. (2017); Binkowski et al. (2018) consider Maximum Mean Discrepancy (MMD) (Gretton et al., 2012) with learnable kernels. Bellemare et al. (2017) study the energy distance, an instance of the MMD (Sejdinovic et al., 2013). Another important class of statistical divergence, the optimal transport distance, is also studied under a computational lens. Peyré & Cuturi (2019) summarize the recent developments in computational optimal transport. Cuturi (2013); Feydy et al. (2019) study sinkhorn-based divergence, which solve an entropic



regularized form of the optimal transport problem (Schrödinger, 1932) and may result in a physically more feasible distance measure in some real-world application. Zheng & Zhou (2021) contribute to this line of research by developing conditional transport, which possesses a better control over the mode-covering and mode-seeking behaviors in distributional matching. In this paper, we consider the classical GAN structure to approximately control the JSD between the current and behavior policies, since the GAN structure is simple, effective and well-studied. Furthermore, we propose a simple modification to improve policy-matching *w.r.t.* the dual form of JSD and IPM. Other divergence metrics may also be applicable to our framework and are left for future work.

## B Full Algorithm

Algorithm 2 shows our full algorithm.

## C Proofs and Additional Theoretical Analysis

We follow the offline RL literature (Liu et al., 2018; Nachum et al., 2019; Kallus & Zhou, 2020; Mousavi et al., 2020; Zhang et al., 2020) to assume the following regularity condition on the MDP structure, which ensures ergodicity and that the limiting state occupancy measure exists and equals to the stationary distribution of the chain.

**Assumption C.1** (Ergodicity of MDP). The MDP  $\mathcal{M}$  is ergodic, *i.e.*, the Markov chains associated with any  $\pi_b$  and any  $\pi_\phi$  under consideration are positive Harris recurrent (Baxendale, 2011).

Below is a useful lemma for the proof of Theorem C.3 and Theorem C.5.

**Lemma C.2.** Let  $\mathbf{A} \in \mathbb{R}^{N \times N}$  be nonsingular and let  $\mathbf{0} \neq \mathbf{b} \in \mathbb{R}^N, \mathbf{x} = \mathbf{A}^{-1}\mathbf{b} \in \mathbb{R}^N$ . Let  $\Delta\mathbf{A} \in \mathbb{R}^{N \times N}$  be an arbitrary perturbation on  $\mathbf{A}$ . Assume that the norm on  $\mathbb{R}^{N \times N}$  satisfies  $\|\mathbf{A}\mathbf{x}\| \leq \|\mathbf{A}\|\|\mathbf{x}\|$  for all  $\mathbf{A}$  and  $\mathbf{x}$ . If

$$(\mathbf{A} + \Delta\mathbf{A})(\mathbf{x} + \Delta\mathbf{x}) = \mathbf{b} \text{ and } \frac{\|\Delta\mathbf{A}\|}{\|\mathbf{A}\|} < \frac{1}{\kappa(\mathbf{A})}$$

then

$$\frac{\|\Delta\mathbf{x}\|}{\|\mathbf{x}\|} \leq \frac{\kappa(\mathbf{A}) \frac{\|\Delta\mathbf{A}\|}{\|\mathbf{A}\|}}{1 - \kappa(\mathbf{A}) \frac{\|\Delta\mathbf{A}\|}{\|\mathbf{A}\|}} = \frac{\kappa(\mathbf{A})}{\frac{\|\mathbf{A}\|}{\|\Delta\mathbf{A}\|} - \kappa(\mathbf{A})}$$

*Proof.* Let  $\hat{\mathbf{x}} = \mathbf{x} + \Delta\mathbf{x}, \mathbf{A}(\mathbf{x} + \Delta\mathbf{x}) + \Delta\mathbf{A}\hat{\mathbf{x}} = \mathbf{b} \implies \mathbf{A}\Delta\mathbf{x} + \Delta\mathbf{A}\hat{\mathbf{x}} = \mathbf{0} \implies \Delta\mathbf{x} = -\mathbf{A}^{-1}\Delta\mathbf{A}\hat{\mathbf{x}}$ . Then,

$$\begin{aligned} \|\Delta\mathbf{x}\| &\leq \|\mathbf{A}^{-1}\| \|\Delta\mathbf{A}\| (\|\mathbf{x}\| + \|\Delta\mathbf{x}\|) = \kappa(\mathbf{A}) \frac{\|\Delta\mathbf{A}\|}{\|\mathbf{A}\|} (\|\mathbf{x}\| + \|\Delta\mathbf{x}\|) \\ \implies \left(1 - \kappa(\mathbf{A}) \frac{\|\Delta\mathbf{A}\|}{\|\mathbf{A}\|}\right) \|\Delta\mathbf{x}\| &\leq \kappa(\mathbf{A}) \frac{\|\Delta\mathbf{A}\|}{\|\mathbf{A}\|} \|\mathbf{x}\| \\ \implies \frac{\|\Delta\mathbf{x}\|}{\|\mathbf{x}\|} &\leq \frac{\kappa(\mathbf{A}) \frac{\|\Delta\mathbf{A}\|}{\|\mathbf{A}\|}}{1 - \kappa(\mathbf{A}) \frac{\|\Delta\mathbf{A}\|}{\|\mathbf{A}\|}} = \frac{\kappa(\mathbf{A})}{\frac{\|\mathbf{A}\|}{\|\Delta\mathbf{A}\|} - \kappa(\mathbf{A})} \end{aligned}$$

since  $\kappa(\mathbf{A}) \|\Delta\mathbf{A}\| / \|\mathbf{A}\| < 1$  by assumption.  $\square$

For the proof of Theorem C.3 and Theorem C.5, we assume the following notations.

**Notation.** Denote  $\mathbf{A}_{-i*}$  as matrix  $\mathbf{A}$  with its  $i$ -th row removed;  $\kappa(\mathbf{A})$  as the 2-norm condition number of  $\mathbf{A}$ ;  $\mathbf{1}$  as a row vector of all ones and  $\mathbf{I}$  as an identity matrix, both with an appropriate dimension. Assume that the state space  $\mathbb{S}$  is finite with cardinality  $N$ , *i.e.*,  $\mathbb{S} = (\mathbf{s}^1, \dots, \mathbf{s}^N)$ . The transition probabilities associated with policy  $\pi_\phi$  over  $\mathbb{S}$  is then an  $N \times N$  matrix  $\mathbf{T}_\phi$ , whose  $(i, j)$  entry is  $\mathbf{T}_{\phi, (i, j)} = p_{\pi_\phi}(S_{t+1} = \mathbf{s}^j | S_t = \mathbf{s}^i) = \int_{\mathbb{A}} \mathcal{P}(S_{t+1} = \mathbf{s}^j | S_t = \mathbf{s}^i, A_t = \mathbf{a}_t) \pi_\phi(\mathbf{a}_t | \mathbf{s}^i) d\mathbf{a}_t$ , and similarly for  $\mathbf{T}_b$ , the transition matrix associated with  $\pi_b$ . Note that in this case,  $d_\phi(\mathbf{s}), d_b(\mathbf{s})$  are vectors and we denote  $\mathbf{d}_\phi \triangleq \mathbf{d}_\phi(\mathbf{s}), \mathbf{d}_b \triangleq \mathbf{d}_b(\mathbf{s}) \in \mathbb{R}^N$  and  $\mathbf{d}_\phi = \mathbf{d}_b + \Delta\mathbf{d}$ .

---

**Algorithm 2** GAN-JSD, Detailed Version

---

**Input:** Learning rate  $\eta_\theta, \eta_\phi, \eta_w$ ; target smoothing factor  $\beta$ ; noise distribution  $p_z(z)$ ; policy network  $\pi_\phi$  with parameter  $\phi$ ; critic network  $Q_{\theta_1}$  and  $Q_{\theta_2}$  with parameters  $\theta_1, \theta_2$ ; discriminator network  $D_w$  with parameter  $w$ ; generator loss  $\mathcal{L}_g$ ; standard deviation  $\sigma_B, \sigma_J$ ; number of smoothed states  $N_B$ ; number of actions  $a'$  at  $s'$   $N_a$ ; number of epochs for warm start  $N_{\text{warm}}$ ; policy frequency  $k$ .

**Output:** Learned neural network parameters  $\phi, \theta_1, \theta_2, w$ .

{// Initialization} Initialize  $\phi, \theta_1, \theta_2, w$ . Initialize  $\phi' \leftarrow \phi, \theta'_1 \leftarrow \theta_1, \theta'_2 \leftarrow \theta_2$ . Load dataset  $\mathcal{D}$ .

**for** each epoch **do**

**for** each iteration within current epoch **do**

    Sample a mini-batch of transitions  $\mathcal{B} = \{(s, a, r, s')\} \sim \mathbb{D}$ .

    {// Policy Evaluation}

    For each  $s' \in \mathcal{B}$  sample  $N_B$   $\hat{s}$  with noise standard deviation  $\sigma_B$  for state-smoothing via,

$$\hat{s} = s' + \epsilon, \epsilon \sim \mathcal{N}(\mathbf{0}, \sigma_B^2 \mathbf{I}).$$

    Sample  $N_a$  corresponding actions  $\hat{a} \sim \pi_{\phi'}(\cdot | \hat{s})$  for each  $\hat{s}$ .

    Calculate  $\tilde{Q}(s, a)$  as

$$\tilde{Q}(s, a) \triangleq r(s, a) + \gamma \frac{1}{N_B \times N_a} \sum_{(\hat{s}, \hat{a})} \left[ \lambda \min_{j=1,2} Q_{\theta'_j}(\hat{s}, \hat{a}) + (1 - \lambda) \max_{j=1,2} Q_{\theta'_j}(\hat{s}, \hat{a}) \right].$$

    Minimize the critic loss with respect to  $\theta_j, j = 1, 2$ , over  $(s, a) \in \mathcal{B}$ , with learning rate  $\eta_\theta$ ,

$$\arg \min_{\theta_j} \frac{1}{|\mathcal{B}|} \sum_{(s,a) \in \mathcal{B}} \left( Q_{\theta_j}(s, a) - \tilde{Q}(s, a) \right)^2.$$

    {// Policy Improvement with State-action Joint-matching}

    Resample  $|\mathcal{B}|$  new states  $\tilde{s} \sim \mathbb{D}$  independent of  $s$ . Add state-smoothing to  $\tilde{s}$  with noise standard deviation  $\sigma_J$  using  $\epsilon \sim \mathcal{N}(\mathbf{0}, \sigma_J^2 \mathbf{I})$ ,  $\tilde{s} \leftarrow \tilde{s} + \epsilon$ .

    Form the generator sample  $x$  and data sample  $y$  using  $x \triangleq (\tilde{s}, \tilde{a})$ ,  $\tilde{a} \sim \pi_\phi(\cdot | \tilde{s})$ ;  $y \triangleq (s, a) \in \mathcal{B}$ .

    Calculate the generator loss  $\mathcal{L}_g(\phi) = \frac{1}{|\mathcal{B}|} \sum_x [\log(1 - D_w(x))]$  using  $x$  and discriminator  $D_w$ .

**if** iteration count %  $k == 0$  **then**

**if** epoch count  $< N_{\text{warm}}$  **then**

        Optimize policy with respect to  $\mathcal{L}_g(\phi)$  only, with learning rate  $\eta_\phi$ , *i.e.*,

$$\arg \min_{\phi} \alpha \cdot \mathcal{L}_g(\phi).$$

**else**

        Optimize policy with learning rate  $\eta_\phi$  for the target

$$\arg \min_{\phi} -\frac{1}{|\mathcal{B}|} \sum_{s \in \mathcal{B}, a \sim \pi_\phi(\cdot | s)} [\min_{j=1,2} Q_{\theta_j}(s, a)] + \alpha \cdot \mathcal{L}_g(\phi).$$

**end if**

**else**

      Skip the policy improvement step.

**end if**

    {// Training the Discriminator}

    Optimize the discriminator  $D_w$  to maximize  $\frac{1}{|\mathcal{B}|} \sum_y [\log D_w(y)] + \frac{1}{|\mathcal{B}|} \sum_x [\log(1 - D_w(x))]$  with respect to  $w$  with learning rate  $\eta_w$ .

    {// Soft Update the Target Networks}

$\phi' \leftarrow \beta \phi + (1 - \beta) \phi'$ ;  $\theta'_j \leftarrow \beta \theta_j + (1 - \beta) \theta'_j$  for  $j = 1, 2$ .

**end for**

**end for**

---

For the proof of Theorem C.3, notice that  $d_\phi(\mathbf{s}, \mathbf{a}) = d_\phi(\mathbf{s})\pi_\phi(\mathbf{a} | \mathbf{s})$  and similarly for  $d_b(\mathbf{s}, \mathbf{a})$ . Hence, it is sufficient to show the closeness between  $d_\phi(\mathbf{s})$  and  $d_b(\mathbf{s})$  when  $\pi_\phi(\mathbf{a} | \mathbf{s})$  is close to  $\pi_b(\mathbf{a} | \mathbf{s})$ . Below we give our analysis for the matrix (finite state space) case. Continuous state-space cases may be analyzed similarly and are left for future work.

**Theorem C.3** (Formal Statement of Theorem 4.1). *Denote*

$$\kappa_{max} = \max_{i=2, \dots, N+1} \kappa \left( \left( \begin{array}{c} \mathbf{1} \\ \mathbf{I} - \mathbf{T}_b^\top \end{array} \right)_{-i*} \right).$$

If

$$\max_{i=1, \dots, N} \|\pi_b(\cdot | \mathbf{s}^i) - \pi_\phi(\cdot | \mathbf{s}^i)\|_1 \leq \epsilon < \frac{1}{\kappa_{max}}$$

and  $\mathbf{T}_{i,j}^\phi, \mathbf{T}_{i,j}^b > 0, \forall i, j \in \{1, 2, \dots, N\}$ , then

$$2\text{TV}(\mathbf{d}_\phi, \mathbf{d}_b) = \|\Delta \mathbf{d}\|_1 = \|\mathbf{d}_\phi - \mathbf{d}_b\|_1 \leq \frac{\epsilon \kappa_{max}}{1 - \epsilon \kappa_{max}} \rightarrow 0 \quad \text{as } \epsilon \rightarrow 0.$$

*Remark C.4.* (1) We note that  $\kappa_{max}$  is a constant for fixed  $\mathbf{T}_b$  and can be calculated by iteratively removing columns of  $\mathbf{T}_b$  and computing the SVD of the referred matrix. (2) The assumption that  $\mathbf{T}_{i,j}^\phi, \mathbf{T}_{i,j}^b > 0, \forall i, j \in \{1, \dots, N\}$  can be satisfied by substituting the zero entries in the original transition matrix with a small number and re-normalized each row of the resulting matrix, as in the PageRank algorithm (Page et al., 1998; Langville & Meyer, 2004).

*Proof of Theorem C.3.* By ergodicity,  $\mathbf{d}_\phi(\mathbf{s}), \mathbf{d}_b(\mathbf{s}) \in \mathbb{R}^N$  uniquely exist. For  $\mathbf{d} \in \{\mathbf{d}_\phi, \mathbf{d}_b\}, \mathbf{T} \in \{\mathbf{T}^\phi, \mathbf{T}^b\}$ , stationarity implies that  $\mathbf{d}$  is an eigenvector of  $\mathbf{T}^\top$  associated with eigenvalue 1, and furthermore

$$\mathbf{d}^\top = \mathbf{d}^\top \mathbf{T} \implies (\mathbf{I} - \mathbf{T}^\top) \mathbf{d} = \mathbf{0} \implies \underbrace{\begin{pmatrix} \mathbf{1} \\ \mathbf{I} - \mathbf{T}^\top \end{pmatrix}}_{\triangleq \hat{\mathbf{T}} \in \mathbb{R}^{(N+1) \times N}} \mathbf{d} = \begin{pmatrix} 1 \\ 0 \\ \vdots \\ 0 \end{pmatrix} \quad (12)$$

Since  $\mathbf{T}$  is a positive matrix, by the Perron-Frobenius theorem (Meyer, 2000), 1 is an eigenvalue of  $\mathbf{T}^\top$  with algebraic multiplicity, and hence geometry multiplicity, 1. The eigen-equation  $\mathbf{T}^\top \mathbf{v} = \mathbf{1} \mathbf{v}$  has unique solution  $\mathbf{v}$  up to a constant multiplier. Since  $\mathbf{T}^\top \mathbf{d} = \mathbf{d}$ , the eigenspace of  $\mathbf{T}^\top$  associated with eigenvalue 1 is  $\text{span}(\{\mathbf{d}\})$ . Hence  $\dim \ker(\mathbf{I} - \mathbf{T}^\top) = 1 \implies \text{rank}(\mathbf{I} - \mathbf{T}^\top) = N - 1 \implies \text{rank}(\hat{\mathbf{T}}) = N$ . The reason is that if  $\exists \mathbf{v} \neq \mathbf{0}$  s.t.  $\hat{\mathbf{T}} \mathbf{v} = \mathbf{0}$ , then

$$\hat{\mathbf{T}} \mathbf{v} = \begin{pmatrix} \mathbf{1} \mathbf{v} \\ (\mathbf{I} - \mathbf{T}^\top) \mathbf{v} \end{pmatrix} = \begin{pmatrix} 0 \\ \mathbf{0} \end{pmatrix} \implies \mathbf{v} = c \mathbf{d} \text{ for scalar } c \in \mathbb{R} \text{ and } \mathbf{1} \mathbf{v} = c \mathbf{1} \mathbf{d} = 0 \implies c = 0,$$

and hence  $\mathbf{v} = c \mathbf{d} = \mathbf{0}$  which contradicts to  $\mathbf{v} \neq \mathbf{0}$ .

Since  $\text{rank}(\hat{\mathbf{T}}) = N$ ,  $\dim(\{\mathbf{v} \in \mathbb{R}^{N+1} : \mathbf{v}^\top \hat{\mathbf{T}} = \mathbf{0}\}) = 1$ . For such a  $\mathbf{v} \neq \mathbf{0}, \exists i \in \{2, \dots, N+1\}$  s.t.  $v_i \neq 0$ . Without loss of generality, assume  $v_{N+1} \neq 0$ . Let  $\mathbf{A} \in \mathbb{R}^{N \times N}$  be the first  $N$  rows of  $\hat{\mathbf{T}}$ , then  $\text{rank}(\mathbf{A}) = N$ . The reason is that if  $\text{rank}(\mathbf{A}) < N$ ,  $\exists \mathbf{w} \neq \mathbf{0}$  s.t.  $\mathbf{w}^\top \mathbf{A} = \mathbf{0}$ , then

$$\begin{pmatrix} \mathbf{w} \\ 0 \end{pmatrix}^\top \hat{\mathbf{T}} = \mathbf{w}^\top \mathbf{A} = \mathbf{0}$$

and  $v_{N+1} \neq 0 \implies (\mathbf{w}^\top, 0)^\top$  is not a constant multiple of  $\mathbf{v} \implies \dim \ker(\hat{\mathbf{T}}^\top) \geq 2$ , which contradicts to the fact that  $\text{rank}(\hat{\mathbf{T}}) = N$ . Thus, we conclude that  $\text{rank}(\mathbf{A}) = N \implies \mathbf{A}$  is invertible.

Let  $\mathbf{e}^{(1)} = (1, 0, \dots, 0)^\top \in \mathbb{R}^N$ , then Equation 12 implies  $\mathbf{A}\mathbf{d} = \mathbf{e}^{(1)}$ . Plug in  $\mathbf{d}_\phi, \mathbf{d}_b, \mathbf{T}_\phi, \mathbf{T}_b$  and define  $\mathbf{A}_\phi, \mathbf{A}_b$  similarly, we have  $\mathbf{A}_\phi \mathbf{d}_\phi = \mathbf{e}^{(1)}, \mathbf{A}_b \mathbf{d}_b = \mathbf{e}^{(1)}$ . For  $\mathbf{T}_b$  and  $\mathbf{T}_\phi$ , we have

$$\begin{aligned}
\sum_{j=1}^N \left| (\mathbf{T}_b - \mathbf{T}_\phi)_{ij} \right| &= \sum_{j=1}^N \left| \int_{\mathbb{A}} \mathcal{P}(S_{t+1} = \mathbf{s}^j | S_t = \mathbf{s}^i, A_t = \mathbf{a}_t) (\pi_b(\mathbf{a}_t | \mathbf{s}^i) - \pi_\phi(\mathbf{a}_t | \mathbf{s}^i)) d\mathbf{a}_t \right| \\
&\leq \sum_{j=1}^N \int_{\mathbb{A}} \mathcal{P}(S_{t+1} = \mathbf{s}^j | S_t = \mathbf{s}^i, A_t = \mathbf{a}_t) |\pi_b(\mathbf{a}_t | \mathbf{s}^i) - \pi_\phi(\mathbf{a}_t | \mathbf{s}^i)| d\mathbf{a}_t \\
&= \int_{\mathbb{A}} \left( \sum_{j=1}^N \mathcal{P}(S_{t+1} = \mathbf{s}^j | S_t = \mathbf{s}^i, A_t = \mathbf{a}_t) \right) |\pi_b(\mathbf{a}_t | \mathbf{s}^i) - \pi_\phi(\mathbf{a}_t | \mathbf{s}^i)| d\mathbf{a}_t \\
&= \int_{\mathbb{A}} |\pi_b(\mathbf{a}_t | \mathbf{s}^i) - \pi_\phi(\mathbf{a}_t | \mathbf{s}^i)| d\mathbf{a}_t \\
&= \|\pi_b(\cdot | \mathbf{s}^i) - \pi_\phi(\cdot | \mathbf{s}^i)\|_1
\end{aligned}$$

Therefore, by assumption, we have,

$$\|\mathbf{T}_b - \mathbf{T}_\phi\|_\infty = \max_{i=1, \dots, N} \sum_{j=1}^N \left| (\mathbf{T}_b - \mathbf{T}_\phi)_{ij} \right| \leq \max_{i=1, \dots, N} \|\pi_b(\cdot | \mathbf{s}^i) - \pi_\phi(\cdot | \mathbf{s}^i)\|_1 \leq \epsilon.$$

Let  $\mathbf{A}_\phi = \mathbf{A}_b + \Delta\mathbf{A}$ . For  $\|\Delta\mathbf{A}\|_1$ , we notice that

$$\begin{aligned}
\|\Delta\mathbf{A}\|_1 = \|\mathbf{A}_\phi - \mathbf{A}_b\|_1 &\leq \left\| \begin{pmatrix} \mathbf{1} \\ \mathbf{I} - \mathbf{T}_\phi^\top \end{pmatrix} - \begin{pmatrix} \mathbf{1} \\ \mathbf{I} - \mathbf{T}_b^\top \end{pmatrix} \right\|_1 \\
&= \left\| \begin{pmatrix} \mathbf{0} \\ \mathbf{T}_b^\top - \mathbf{T}_\phi^\top \end{pmatrix} \right\|_1 = \|(\mathbf{T}_b - \mathbf{T}_\phi)^\top\|_1 = \|\mathbf{T}_b - \mathbf{T}_\phi\|_\infty \leq \epsilon.
\end{aligned}$$

Notice that matrix 1-norm satisfies  $\|\mathbf{M}\mathbf{v}\|_1 \leq \|\mathbf{M}\|_1 \|\mathbf{v}\|_1$  for all matrix  $\mathbf{M}$  and vector  $\mathbf{v}$ , that  $\|\mathbf{A}_b\|_1 \geq 1$  and that  $\|\mathbf{d}_b\|_1 = 1$ . Lemma C.2 implies that

$$\begin{aligned}
\frac{\|\Delta\mathbf{d}\|_1}{\|\mathbf{d}_b\|_1} &= \|\Delta\mathbf{d}\|_1 = \|\mathbf{d}_\phi - \mathbf{d}_b\|_1 \\
&\leq \frac{\kappa(\mathbf{A}_b)}{\frac{1}{\|\Delta\mathbf{A}\|_1} - \kappa(\mathbf{A}_b)} \\
&\leq \frac{\kappa(\mathbf{A}_b)}{\frac{1}{\epsilon} - \kappa(\mathbf{A}_b)} = \frac{\epsilon \kappa(\mathbf{A}_b)}{1 - \epsilon \kappa(\mathbf{A}_b)} \\
&\leq \frac{\epsilon \kappa_{max}}{1 - \epsilon \kappa_{max}} \rightarrow 0 \quad \text{as } \epsilon \rightarrow 0.
\end{aligned} \tag{13}$$

□

For the statement and the proof of Theorem C.5, assume that there are  $K$  such data-collecting policies  $\{\pi_{b_k}(\cdot | \mathbf{s})\}_{k=1}^K$  with corresponding mixture probabilities  $\{w_k\}_{k=1}^K$ , i.e.,  $\pi_b(\cdot | \mathbf{s}) = \sum_{k=1}^K w_k \pi_{b_k}(\cdot | \mathbf{s})$ ,  $\sum_{k=1}^K w_k = 1$ . Since we collect  $\mathbb{D}$  by running each  $\pi_{b_k}(\cdot | \mathbf{s})$  a proportion of  $w_k$  of total time, we may decompose  $\mathbb{D}$  as  $\mathbb{D} = \bigcup_{k=1}^K \mathbb{D}_k$ , where  $\mathbb{D}_k$  consists of  $w_k$  proportion of data in  $\mathbb{D}$ . Thus,  $\mathbf{d}_{\mathbb{D}}(\mathbf{s}) = \sum_{k=1}^K w_k \mathbf{d}_{\mathbb{D}_k}(\mathbf{s})$  and the targeted approximation  $\mathbf{d}_\phi(\mathbf{s}) \approx \mathbf{d}_{\mathbb{D}}(\mathbf{s})$  has population version  $\mathbf{d}_\phi(\mathbf{s}) \approx \sum_{k=1}^K w_k \mathbf{d}_{b_k}(\mathbf{s}) \triangleq \mathbf{d}_b(\mathbf{s})$ . As before, denote  $\mathbf{d}_{b_k}(\mathbf{s}) \in \mathbb{R}^N$  as the limiting state-occupancy measure induced by  $\pi_{b_k}$  on  $\mathcal{M}$ ;  $\mathbf{T}_{b_k}$  as the transition matrix induced by  $\pi_{b_k}$  over  $\mathbb{S}$ ; and  $\mathbf{d}_\phi = \mathbf{d}_{b_k} + \Delta\mathbf{d}_k$ .

**Theorem C.5.** Denote

$$\kappa_{max,k} = \max_{i=2, \dots, N+1} \kappa \left( \begin{pmatrix} \mathbf{1} \\ \mathbf{I} - \mathbf{T}_{b_k}^\top \end{pmatrix}_{-i*} \right), \quad \kappa_{max} = \max_{k=1, \dots, K} \kappa_{max,k}.$$

If

$$\max_{k=1,\dots,K} \max_{i=1,\dots,N} \|\pi_{b_k}(\cdot | \mathbf{s}^i) - \pi_\phi(\cdot | \mathbf{s}^i)\|_1 \leq \epsilon < \frac{1}{\kappa_{max}}$$

and  $\mathbf{T}_{i,j}^\phi, \mathbf{T}_{i,j}^{b_k} > 0, \forall i, j \in \{1, \dots, N\}, k \in \{1, \dots, K\}$ , then

$$2\text{TV}(\mathbf{d}_\phi, \mathbf{d}_b) = \|\mathbf{d}_\phi - \mathbf{d}_b\|_1 \leq \sum_{k=1}^K w_k \frac{\epsilon \kappa_{max,k}}{1 - \epsilon \kappa_{max,k}} \leq \frac{\epsilon \kappa_{max}}{1 - \epsilon \kappa_{max}} \rightarrow 0 \quad \text{as } \epsilon \rightarrow 0.$$

In particular, if  $w_k = 1/K, \forall k \in \{1, \dots, K\}$ , then as  $\epsilon \rightarrow 0$

$$2\text{TV}(\mathbf{d}_\phi, \mathbf{d}_b) = \|\mathbf{d}_\phi - \mathbf{d}_b\|_1 \leq \frac{1}{K} \sum_{k=1}^K \frac{\epsilon \kappa_{max,k}}{1 - \epsilon \kappa_{max,k}} \rightarrow 0.$$

*Proof of Theorem C.5.* By ergodicity,  $\mathbf{d}_\phi(\mathbf{s}), \mathbf{d}_{b_k}(\mathbf{s}) \in \mathbb{R}^N$  uniquely exist,  $\forall k$ . For  $\mathbf{d} \in \{\mathbf{d}_\phi, \mathbf{d}_{b_1}, \dots, \mathbf{d}_{b_K}\}$  and  $\mathbf{T} \in \{\mathbf{T}^\phi, \mathbf{T}^{b_1}, \dots, \mathbf{T}^{b_K}\}$ , we follow the steps and notations in the proof of Theorem C.3 to conclude that  $\text{rank}(\mathbf{A}) = N \implies \mathbf{A}$  is invertible and that  $\mathbf{A}\mathbf{d} = \mathbf{e}^{(1)} \in \mathbb{R}^N$ . Plugging in  $\mathbf{d}_\phi, \mathbf{d}_{b_k}, \mathbf{T}_\phi, \mathbf{T}_{b_k}$  and defining  $\mathbf{A}_\phi, \mathbf{A}_{b_k}$  similarly, we have  $\mathbf{A}_\phi \mathbf{d}_\phi = \mathbf{e}^{(1)}, \mathbf{A}_{b_k} \mathbf{d}_{b_k} = \mathbf{e}^{(1)}$ . For the transition matrix  $\mathbf{T}_b$  induced by the mixture of policies  $\pi_b$ , we have

$$\begin{aligned} \mathbf{T}_{b,(i,j)} &= p_{\pi_b}(S_{t+1} = \mathbf{s}^j | S_t = \mathbf{s}^i) = \int_{\mathbb{A}} \mathcal{P}(S_{t+1} = \mathbf{s}^j | S_t = \mathbf{s}^i, A_t = \mathbf{a}_t) \pi_b(\mathbf{a}_t | \mathbf{s}^i) d\mathbf{a}_t \\ &= \sum_{k=1}^K w_k \int_{\mathbb{A}} \mathcal{P}(S_{t+1} = \mathbf{s}^j | S_t = \mathbf{s}^i, A_t = \mathbf{a}_t) \pi_{b_k}(\mathbf{a}_t | \mathbf{s}^i) d\mathbf{a}_t = \sum_{k=1}^K w_k \mathbf{T}_{b_k,(i,j)} \end{aligned}$$

and therefore  $\mathbf{T}_b = \sum_{k=1}^K w_k \mathbf{T}_{b_k}$ .

For  $\mathbf{T}_{b_k}$  and  $\mathbf{T}_\phi$ , as in the proof of Theorem C.3, by Jensen's inequality,

$$\sum_{j=1}^N \left| (\mathbf{T}_{b_k} - \mathbf{T}_\phi)_{ij} \right| \leq \|\pi_{b_k}(\cdot | \mathbf{s}^i) - \pi_\phi(\cdot | \mathbf{s}^i)\|_1$$

Therefore, by assumption,

$$\|\mathbf{T}_{b_k} - \mathbf{T}_\phi\|_\infty = \max_{i=1,\dots,N} \sum_{j=1}^N \left| (\mathbf{T}_{b_k} - \mathbf{T}_\phi)_{ij} \right| \leq \max_{i=1,\dots,N} \|\pi_{b_k}(\cdot | \mathbf{s}^i) - \pi_\phi(\cdot | \mathbf{s}^i)\|_1 \leq \epsilon.$$

Let  $\mathbf{A}_\phi = \mathbf{A}_{b_k} + \Delta \mathbf{A}_{b_k}$ . For  $\|\Delta \mathbf{A}_{b_k}\|_1$ , we have

$$\|\Delta \mathbf{A}_{b_k}\|_1 = \|\mathbf{A}_\phi - \mathbf{A}_{b_k}\|_1 \leq \|\mathbf{T}_{b_k}^\top - \mathbf{T}_\phi^\top\|_1 = \|\mathbf{T}_{b_k} - \mathbf{T}_\phi\|_\infty \leq \epsilon.$$

Note that  $\forall k, \|\mathbf{A}_{b_k}\|_1 \geq 1 + 1 - \sum_{i=1}^N \mathbf{T}_{1i}^{b_k} = 1, \|\mathbf{d}_{b_k}\|_1 = 1$ . Lemma C.2 implies that

$$\frac{\|\Delta \mathbf{d}_k\|_1}{\|\mathbf{d}_{b_k}\|_1} = \|\Delta \mathbf{d}_k\|_1 = \|\mathbf{d}_\phi - \mathbf{d}_{b_k}\|_1 \leq \frac{\epsilon \kappa(\mathbf{A}_{b_k})}{1 - \epsilon \kappa(\mathbf{A}_{b_k})} \leq \frac{\epsilon \kappa_{max,k}}{1 - \epsilon \kappa_{max,k}}$$

Thus for the relative distance between  $\mathbf{d}_\phi$  and  $\mathbf{d}_b$ , we have

$$\begin{aligned} \|\mathbf{d}_b\|_1 &= \sum_{i=1}^N \mathbf{d}_b(\mathbf{s}^i) = \sum_{i=1}^N \sum_{k=1}^K w_k \mathbf{d}_{b_k}(\mathbf{s}^i) = \sum_{k=1}^K w_k \sum_{i=1}^N \mathbf{d}_{b_k}(\mathbf{s}^i) = \sum_{k=1}^K w_k = 1, \\ \frac{\|\mathbf{d}_\phi - \mathbf{d}_b\|_1}{\|\mathbf{d}_b\|_1} &= \|\mathbf{d}_\phi - \mathbf{d}_b\|_1 = \left\| \sum_{k=1}^K (w_k \mathbf{d}_\phi - w_k \mathbf{d}_{b_k}) \right\|_1 \\ &\leq \sum_{k=1}^K w_k \|\mathbf{d}_\phi - \mathbf{d}_{b_k}\|_1 \leq \sum_{k=1}^K w_k \frac{\epsilon \kappa_{max,k}}{1 - \epsilon \kappa_{max,k}} \leq \frac{\epsilon \kappa_{max}}{1 - \epsilon \kappa_{max}} \rightarrow 0, \quad \text{as } \epsilon \rightarrow 0. \end{aligned}$$

Plugging  $w_k = 1/K, \forall k \in \{1, \dots, K\}$  into the second to last equation, we get

$$\|\mathbf{d}_\phi - \mathbf{d}_b\|_1 \leq \frac{1}{K} \sum_{k=1}^K \frac{\epsilon \kappa_{max,k}}{1 - \epsilon \kappa_{max,k}} \rightarrow 0, \quad \text{as } \epsilon \rightarrow 0.$$

□

*Remark C.6. (1)* We note that  $\kappa_{max,k}$  is a constant for fixed  $\mathbf{T}_{b_k}$  and  $\kappa_{max}$  is a constant for fixed  $\{\pi_{b_k}\}_{k=1}^K$ . **(2)** In general,  $\mathbf{d}_b^\top \mathbf{T}_b = \sum_{k=1}^K w_k^2 \mathbf{d}_{b_k}^\top + \sum_{i \neq j} w_i w_j \mathbf{d}_{b_i}^\top \mathbf{T}^{b_j} \neq \mathbf{d}_b^\top$ . One sufficient condition is  $\mathbf{d}_{b_i}^\top \mathbf{T}^{b_j} = \mathbf{d}_{b_i}^\top, \forall i, j \implies \mathbf{d}_{b_i} = \mathbf{d}_{b_j}, \forall i, j \implies \pi_{b_i} = \pi_{b_j}, \forall i, j$ , similar to Ho & Ermon (2016). In such case,  $\pi_b$  reduces to a single policy, not a mixture, and Theorem C.3 applies.

The formal statement of Theorem 4.3 is as follows.

**Theorem C.7** (Formal Statement of Theorem 4.3). *Denote  $d_b(\mathbf{s}, \mathbf{a}, \mathbf{s}')$  for  $d_b(\mathbf{s})\pi_b(\mathbf{a} | \mathbf{s})\mathcal{P}(\mathbf{s}' | \mathbf{s}, \mathbf{a})$  as in Liu et al. (2018), then*

$$\begin{aligned} & D_G(d_\phi(\mathbf{s}, \mathbf{a}), d_b(\mathbf{s}, \mathbf{a})) \\ &= \sup_{g \in \mathcal{G}} |\mathbb{E}_{(\mathbf{s}, \mathbf{a}) \sim d_\phi(\mathbf{s}, \mathbf{a})} [g(\mathbf{s}, \mathbf{a})] - \mathbb{E}_{(\mathbf{s}, \mathbf{a}) \sim d_b(\mathbf{s}, \mathbf{a})} [g(\mathbf{s}, \mathbf{a})]| \\ &= \sup_{f \in \mathcal{F}} |\mathbb{E}_{(\mathbf{s}, \mathbf{a}) \sim d_b(\mathbf{s}, \mathbf{a})} [f(\mathbf{s}, \mathbf{a})] - \mathbb{E}_{(\mathbf{s}, \mathbf{a}, \mathbf{s}') \sim d_b(\mathbf{s}, \mathbf{a}, \mathbf{s}'), \mathbf{a}' \sim \pi_\phi(\cdot | \mathbf{s}')} [f(\mathbf{s}', \mathbf{a}')] | \\ &= \sup_{f \in \mathcal{F}} |\mathbb{E}_{(\mathbf{s}, \mathbf{a}) \sim d_b(\mathbf{s}, \mathbf{a})} [f(\mathbf{s}, \mathbf{a})] - \mathbb{E}_{\mathbf{s} \sim d_b(\mathbf{s}), \mathbf{a} \sim \pi_\phi(\cdot | \mathbf{s})} [f(\mathbf{s}, \mathbf{a})]| \quad (\text{The state-action joint-matching scheme (Equation 8)}) \\ &= \sup_{f \in \mathcal{F}} |\mathbb{E}_{\mathbf{s} \sim d_b(\mathbf{s})} [\mathbb{E}_{\mathbf{a} \sim \pi_b(\cdot | \mathbf{s})} [f(\mathbf{s}, \mathbf{a})] - \mathbb{E}_{\mathbf{a} \sim \pi_\phi(\cdot | \mathbf{s})} [f(\mathbf{s}, \mathbf{a})]| \quad (\text{The classical policy-matching scheme (Equation 6)}) \end{aligned}$$

*Proof of Theorem C.7.* Based on the definition of average reward and average Bellman Equation as in Puterman (1994) and Sutton & Barto (2018) Section 10.3, for deterministic reward function  $g(\mathbf{s}_t, \mathbf{a}_t)$  we have

$$\begin{aligned} R_\pi &\triangleq \lim_{T \rightarrow \infty} \mathbb{E}_{\tau \sim p_\pi(\tau)} \left[ \frac{1}{T+1} \sum_{t=0}^T g(\mathbf{s}_t, \mathbf{a}_t) \right] = \mathbb{E}_{(\mathbf{s}, \mathbf{a}) \sim d^\pi(\mathbf{s}, \mathbf{a})} [g(\mathbf{s}, \mathbf{a})] \\ Q^\pi(s, a) &\triangleq \mathbb{E}_{\pi, \mathcal{P}} \left[ \sum_{t=0}^{\infty} (r_t - R_\pi) \mid s_0 = s, a_0 = a \right] \\ Q^\pi(\mathbf{s}, \mathbf{a}) - \mathbb{E}_{\mathbf{s}' \sim \mathcal{P}(\cdot | \mathbf{s}, \mathbf{a}), \mathbf{a}' \sim \pi(\cdot | \mathbf{s}')} [Q^\pi(\mathbf{s}', \mathbf{a}')] &= g(\mathbf{s}, \mathbf{a}) - R_\pi, \quad \forall \mathbf{s}, \mathbf{a} \end{aligned}$$

where  $\tau$  is the trajectory.

We define  $f$  as the the action-value function for policy  $\pi_\phi$  under the reward function  $g(\mathbf{s}, \mathbf{a})$  and under the original environmental dynamics, satisfying,

$$f(\mathbf{s}, \mathbf{a}) - \mathbb{E}_{\mathbf{s}' \sim \mathcal{P}(\cdot | \mathbf{s}, \mathbf{a}), \mathbf{a}' \sim \pi_\phi(\cdot | \mathbf{s}')} [f(\mathbf{s}', \mathbf{a}')] = g(\mathbf{s}, \mathbf{a}) - R_{\pi_\phi}, \quad \forall \mathbf{s}, \mathbf{a}.$$

Then for the IPM  $D_G(d_\phi(\mathbf{s}, \mathbf{a}), d_b(\mathbf{s}, \mathbf{a}))$ , we have

$$\begin{aligned} D_G(d_\phi(\mathbf{s}, \mathbf{a}), d_b(\mathbf{s}, \mathbf{a})) &= \sup_{g \in \mathcal{G}} |\mathbb{E}_{(\mathbf{s}, \mathbf{a}) \sim d_\phi(\mathbf{s}, \mathbf{a})} [g(\mathbf{s}, \mathbf{a})] - \mathbb{E}_{(\mathbf{s}, \mathbf{a}) \sim d_b(\mathbf{s}, \mathbf{a})} [g(\mathbf{s}, \mathbf{a})]| \\ &= \sup_{f \in \mathcal{F}} |R_{\pi_\phi} - \mathbb{E}_{(\mathbf{s}, \mathbf{a}) \sim d_b(\mathbf{s}, \mathbf{a})} [f(\mathbf{s}, \mathbf{a}) - \mathbb{E}_{\mathbf{s}' \sim \mathcal{P}(\cdot | \mathbf{s}, \mathbf{a}), \mathbf{a}' \sim \pi_\phi(\cdot | \mathbf{s}')} [f(\mathbf{s}', \mathbf{a}')] + R_{\pi_\phi}] | \\ &= \sup_{f \in \mathcal{F}} |\mathbb{E}_{(\mathbf{s}, \mathbf{a}) \sim d_b(\mathbf{s}, \mathbf{a})} [f(\mathbf{s}, \mathbf{a}) - \mathbb{E}_{\mathbf{s}' \sim \mathcal{P}(\cdot | \mathbf{s}, \mathbf{a}), \mathbf{a}' \sim \pi_\phi(\cdot | \mathbf{s}')} [f(\mathbf{s}', \mathbf{a}')] | \\ &= \sup_{f \in \mathcal{F}} |\mathbb{E}_{(\mathbf{s}, \mathbf{a}) \sim d_b(\mathbf{s}, \mathbf{a})} [f(\mathbf{s}, \mathbf{a})] - \mathbb{E}_{(\mathbf{s}, \mathbf{a}, \mathbf{s}') \sim d_b(\mathbf{s}, \mathbf{a}, \mathbf{s}'), \mathbf{a}' \sim \pi_\phi(\cdot | \mathbf{s}')} [f(\mathbf{s}', \mathbf{a}')] | \\ &= \sup_{f \in \mathcal{F}} |\mathbb{E}_{(\mathbf{s}, \mathbf{a}) \sim d_b(\mathbf{s}, \mathbf{a})} [f(\mathbf{s}, \mathbf{a})] - \mathbb{E}_{\mathbf{s} \sim d_b(\mathbf{s}), \mathbf{a} \sim \pi_\phi(\cdot | \mathbf{s})} [f(\mathbf{s}, \mathbf{a})]|. \end{aligned}$$

The second equality comes from the fact that under classical regularity conditions for the reward function class  $\mathcal{G}$ , reward function  $g$  and its action-value function  $f$  have one-to-one correspondence, with  $f$  being the

unique solution to the Bellman equation. The last equality comes from the fact that for offline datasets collected by sequential rollouts, the marginal distribution of  $\mathbf{s}$  and  $\mathbf{s}'$  are the same. In other words, if we randomly draw  $\mathbf{s} \sim d_b(\mathbf{s})$ ,  $\mathbf{s}$  will almost always be the “next state” of some other state in the dataset.  $\square$

*Remark C.8.* The function  $f(\mathbf{s}, \mathbf{a})$  can be approximated using neural network under the same assumption on the reward function class  $\mathcal{G}$  as the validity of neural-network approximation to the solution of the Bellman backup.

**Theorem C.9.** For the discounted visitation frequencies  $d_\phi(\mathbf{s}, \mathbf{a})$ ,  $d_b(\mathbf{s}, \mathbf{a})$ ,

$$\begin{aligned} D_{\mathcal{G}}(d_\phi(\mathbf{s}, \mathbf{a}), d_b(\mathbf{s}, \mathbf{a})) &= \sup_{g \in \mathcal{G}} |\mathbb{E}_{(\mathbf{s}, \mathbf{a}) \sim d_\phi(\mathbf{s}, \mathbf{a})} [g(\mathbf{s}, \mathbf{a})] - \mathbb{E}_{(\mathbf{s}, \mathbf{a}) \sim d_b(\mathbf{s}, \mathbf{a})} [g(\mathbf{s}, \mathbf{a})]| \\ &= \sup_{f \in \mathcal{F}} |\mathbb{E}_{(\mathbf{s}, \mathbf{a}) \sim d_b(\mathbf{s}, \mathbf{a})} [f(\mathbf{s}, \mathbf{a})] - \mathbb{E}_{\mathbf{s} \sim d_b(\mathbf{s}), \mathbf{a} \sim \pi_\phi(\cdot | \mathbf{s})} [f(\mathbf{s}, \mathbf{a})]| \end{aligned}$$

*Proof of Theorem C.9.* Recall that the discounted visitation frequency for a policy  $\pi$  is defined as

$$d^\pi(\mathbf{s}, \mathbf{a}) \triangleq (1 - \gamma) \sum_{t=0}^{\infty} \gamma^t \Pr_\pi(\mathbf{s}_t = \mathbf{s}, \mathbf{a}_t = \mathbf{a}).$$

Denote  $\mathbf{T}_b(\mathbf{s}' | \mathbf{s}) = p_{\pi_b}(S_{t+1} = \mathbf{s}' | S_t = \mathbf{s}) = \int_{\mathbb{A}} \mathcal{P}(S_{t+1} = \mathbf{s}' | S_t = \mathbf{s}, A_t = \mathbf{a}) \pi_b(\mathbf{a} | \mathbf{s}) d\mathbf{a}$ .

From Liu et al. (2018), Lemma 3, for  $d_b(\mathbf{s})$  we have,

$$\gamma \sum_{\mathbf{s}} \mathbf{T}_b(\mathbf{s}' | \mathbf{s}) d_b(\mathbf{s}) - d_b(\mathbf{s}') + (1 - \gamma) \mu_0(\mathbf{s}') = 0, \quad \forall \mathbf{s}',$$

where  $\mu_0$  is the initial state distribution. Multiply  $\pi_\phi(\mathbf{a}' | \mathbf{s}')$  on both sides, we get,

$$\gamma \sum_{\mathbf{s}} \mathbf{T}_b(\mathbf{s}' | \mathbf{s}) d_b(\mathbf{s}) \pi_\phi(\mathbf{a}' | \mathbf{s}') - d_b(\mathbf{s}') \pi_\phi(\mathbf{a}' | \mathbf{s}') + (1 - \gamma) \mu_0(\mathbf{s}') \pi_\phi(\mathbf{a}' | \mathbf{s}') = 0, \quad \forall \mathbf{s}', \mathbf{a}'.$$

Denote  $d_b(\mathbf{s}, \mathbf{a}, \mathbf{s}') \triangleq d_b(\mathbf{s}) \pi_b(\mathbf{a} | \mathbf{s}) \mathcal{P}(\mathbf{s}' | \mathbf{s}, \mathbf{a})$ , for any integrable function  $f(\mathbf{s}, \mathbf{a})$ , we multiply both sides of the above equation by  $f(\mathbf{s}', \mathbf{a}')$  and summing over  $\mathbf{s}', \mathbf{a}'$ , we get

$$\gamma \mathbb{E}_{(\mathbf{s}, \mathbf{a}, \mathbf{s}') \sim d_b, \mathbf{a}' \sim \pi_\phi(\cdot | \mathbf{s}')} [f(\mathbf{s}', \mathbf{a}')] - \mathbb{E}_{\mathbf{s} \sim d_b, \mathbf{a} \sim \pi_\phi(\cdot | \mathbf{s})} [f(\mathbf{s}, \mathbf{a})] + (1 - \gamma) \mathbb{E}_{\mathbf{s} \sim \mu_0, \mathbf{a} \sim \pi_\phi(\cdot | \mathbf{s})} [f(\mathbf{s}, \mathbf{a})] = 0.$$

In estimating the IPM  $D_{\mathcal{G}}(d_\phi(\mathbf{s}, \mathbf{a}), d_b(\mathbf{s}, \mathbf{a}))$ , for any given  $g(\mathbf{s}, \mathbf{a})$ , defining

$$f(\mathbf{s}, \mathbf{a}) = g(\mathbf{s}, \mathbf{a}) + \gamma \mathbb{E}_{\mathbf{s}' \sim \mathcal{P}(\cdot | \mathbf{s}, \mathbf{a}), \mathbf{a}' \sim \pi_\phi(\cdot | \mathbf{s}')} [f(\mathbf{s}', \mathbf{a}')], \quad \forall \mathbf{s}, \mathbf{a},$$

then we have

$$\begin{aligned} \mathbb{E}_{\mathbf{s} \sim \mu_0(\mathbf{s}), \mathbf{a} \sim \pi_\phi(\cdot | \mathbf{s})} [f(\mathbf{s}, \mathbf{a})] &= \mathbb{E}_{\mathbf{s} \sim \mu_0(\mathbf{s}), \mathbf{a} \sim \pi_\phi(\cdot | \mathbf{s})} [g(\mathbf{s}, \mathbf{a}) + \gamma \mathbb{E}_{\mathbf{s}' \sim \mathcal{P}(\cdot | \mathbf{s}, \mathbf{a}), \mathbf{a}' \sim \pi_\phi(\cdot | \mathbf{s}')} [f(\mathbf{s}', \mathbf{a}')] ] \\ &= \mathbb{E} \left[ \sum_{t=0}^{\infty} \gamma^t g(\mathbf{s}_t, \mathbf{a}_t) \mid \mathbf{s}_0 \sim \mu_0(\mathbf{s}), \mathbf{a}_t \sim \pi_\phi(\cdot | \mathbf{s}_t), \mathbf{s}_{t+1} \sim \mathcal{P}(\cdot | \mathbf{s}_t, \mathbf{a}_t) \right] \\ &= (1 - \gamma)^{-1} \mathbb{E}_{(\mathbf{s}, \mathbf{a}) \sim d_\phi(\mathbf{s}, \mathbf{a})} [g(\mathbf{s}, \mathbf{a})], \end{aligned}$$

based on the definition of  $d_\phi(\mathbf{s}, \mathbf{a}) =: d^{\pi_\phi}(\mathbf{s}, \mathbf{a})$  stated above.

Putting the above two equalities together, for discounted visitation frequencies  $d_\phi(\mathbf{s}, \mathbf{a})$ ,  $d_b(\mathbf{s}, \mathbf{a})$ , we have

$$\begin{aligned} D_{\mathcal{G}}(d_\phi(\mathbf{s}, \mathbf{a}), d_b(\mathbf{s}, \mathbf{a})) &= \sup_{g \in \mathcal{G}} |\mathbb{E}_{(\mathbf{s}, \mathbf{a}) \sim d_\phi(\mathbf{s}, \mathbf{a})} [g(\mathbf{s}, \mathbf{a})] - \mathbb{E}_{(\mathbf{s}, \mathbf{a}) \sim d_b(\mathbf{s}, \mathbf{a})} [g(\mathbf{s}, \mathbf{a})]| \\ &= \sup_{f \in \mathcal{F}} |(1 - \gamma) \mathbb{E}_{\mathbf{s} \sim \mu_0(\mathbf{s}), \mathbf{a} \sim \pi_\phi(\cdot | \mathbf{s})} [f(\mathbf{s}, \mathbf{a})] - \mathbb{E}_{(\mathbf{s}, \mathbf{a}) \sim d_b(\mathbf{s}, \mathbf{a})} [f(\mathbf{s}, \mathbf{a}) - \gamma \mathbb{E}_{\mathbf{s}' \sim \mathcal{P}(\cdot | \mathbf{s}, \mathbf{a}), \mathbf{a}' \sim \pi_\phi(\cdot | \mathbf{s}')} [f(\mathbf{s}', \mathbf{a}')] ]| \\ &= \sup_{f \in \mathcal{F}} |\mathbb{E}_{(\mathbf{s}, \mathbf{a}) \sim d_b(\mathbf{s}, \mathbf{a})} [f(\mathbf{s}, \mathbf{a})] - \mathbb{E}_{\mathbf{s} \sim d_b(\mathbf{s}), \mathbf{a} \sim \pi_\phi(\cdot | \mathbf{s})} [f(\mathbf{s}, \mathbf{a})]|. \end{aligned}$$

Indeed,  $f(\mathbf{s}, \mathbf{a})$  is the action-value function for policy  $\pi_\phi$  under the reward  $g(\mathbf{s}, \mathbf{a})$  and under the original environmental dynamics, and can be approximated using neural network under the classical regularity assumptions on the reward function class  $\mathcal{G}$ . The second equality comes from the fact that under the classical regularity conditions for  $\mathcal{G}$ , reward function  $g$  and its action-value function  $f$  have one-to-one correspondence, with  $f$  being the unique solution to the Bellman equation.  $\square$

*Proof of Theorem 4.4.* For part (1), we have

$$\begin{aligned} & \text{JSD} [\pi_b(\mathbf{a} | \mathbf{s}) d_b(\mathbf{s}), \pi_\phi(\mathbf{a} | \mathbf{s}) d_b(\mathbf{s})] \\ &= \frac{1}{2} \max_D \left\{ \mathbb{E}_{\mathbf{s} \sim d_b(\mathbf{s}), \mathbf{a} \sim \pi_b(\cdot | \mathbf{s})} [\log D((\mathbf{s}, \mathbf{a}))] + \mathbb{E}_{\tilde{\mathbf{s}} \sim d_b(\tilde{\mathbf{s}}), \tilde{\mathbf{a}} \sim \pi_\phi(\cdot | \tilde{\mathbf{s}})} [\log(1 - D((\tilde{\mathbf{s}}, \tilde{\mathbf{a}}))] + \log 4 \right\}. \end{aligned}$$

From Goodfellow et al. (2014), the optimal discriminator  $D^*(\mathbf{s}, \mathbf{a})$  for fixed  $\pi_\phi$  is

$$D^*(\mathbf{s}, \mathbf{a}) = \frac{\pi_b(\mathbf{a} | \mathbf{s}) d_b(\mathbf{s})}{\pi_b(\mathbf{a} | \mathbf{s}) d_b(\mathbf{s}) + \pi_\phi(\mathbf{a} | \mathbf{s}) d_b(\mathbf{s})} = \frac{\pi_b(\mathbf{a} | \mathbf{s})}{\pi_b(\mathbf{a} | \mathbf{s}) + \pi_\phi(\mathbf{a} | \mathbf{s})}.$$

Moreover, we have

$$\begin{aligned} & \mathbb{E}_{\mathbf{s} \sim d_b(\mathbf{s})} [\text{JSD}(\pi_b(\mathbf{a} | \mathbf{s}), \pi_\phi(\mathbf{a} | \mathbf{s}))] \\ &= \frac{1}{2} \left\{ \mathbb{E}_{\mathbf{s} \sim d_b(\mathbf{s})} \left[ \max_{D_s} \left\{ \mathbb{E}_{\mathbf{a} \sim \pi_b(\cdot | \mathbf{s})} [\log D_s(\mathbf{a})] + \mathbb{E}_{\tilde{\mathbf{a}} \sim \pi_\phi(\cdot | \mathbf{s})} [\log(1 - D_s(\tilde{\mathbf{a}}))] \right\} \right] + \log 4 \right\}, \end{aligned}$$

where  $\forall \mathbf{s}$ ,  $D_s$  denote the state-dependent discriminator to distinguish the state-conditional distributions over actions  $\pi_b(\cdot | \mathbf{s})$  and  $\pi_\phi(\cdot | \mathbf{s})$ .

For fixed  $\pi_\phi$ , the optimal state-dependent discriminator for each state,  $D_s^*(\mathbf{a})$ , is

$$D_s^*(\mathbf{a}) = \frac{\pi_b(\mathbf{a} | \mathbf{s})}{\pi_b(\mathbf{a} | \mathbf{s}) + \pi_\phi(\mathbf{a} | \mathbf{s})} = D^*(\mathbf{s}, \mathbf{a}), \quad \forall \mathbf{s}.$$

Therefore, we have

$$\begin{aligned} & \text{JSD} [\pi_b(\mathbf{a} | \mathbf{s}) d_b(\mathbf{s}), \pi_\phi(\mathbf{a} | \mathbf{s}) d_b(\mathbf{s})] \\ &= \frac{1}{2} \left\{ \mathbb{E}_{\mathbf{s} \sim d_b(\mathbf{s}), \mathbf{a} \sim \pi_b(\cdot | \mathbf{s})} [\log D^*((\mathbf{s}, \mathbf{a}))] + \mathbb{E}_{\tilde{\mathbf{s}} \sim d_b(\tilde{\mathbf{s}}), \tilde{\mathbf{a}} \sim \pi_\phi(\cdot | \tilde{\mathbf{s}})} [\log(1 - D^*((\tilde{\mathbf{s}}, \tilde{\mathbf{a}}))] + \log 4 \right\} \\ &= \frac{1}{2} \left\{ \int \int \log D^*((\mathbf{s}, \mathbf{a})) d\pi_b(\mathbf{a} | \mathbf{s}) d d_b(\mathbf{s}) + \int \int \log(1 - D^*((\tilde{\mathbf{s}}, \tilde{\mathbf{a}}))) d\pi_\phi(\tilde{\mathbf{a}} | \tilde{\mathbf{s}}) d d_b(\tilde{\mathbf{s}}) + \log 4 \right\} \\ &= \frac{1}{2} \left\{ \int \int \log D_s^*(\mathbf{a}) d\pi_b(\mathbf{a} | \mathbf{s}) d d_b(\mathbf{s}) + \int \int \log(1 - D_s^*(\tilde{\mathbf{a}})) d\pi_\phi(\tilde{\mathbf{a}} | \mathbf{s}) d d_b(\mathbf{s}) + \log 4 \right\} \\ &= \frac{1}{2} \left\{ \int \left[ \int \log D_s^*(\mathbf{a}) d\pi_b(\mathbf{a} | \mathbf{s}) + \int \log(1 - D_s^*(\tilde{\mathbf{a}})) d\pi_\phi(\tilde{\mathbf{a}} | \mathbf{s}) \right] d d_b(\mathbf{s}) + \log 4 \right\} \\ &= \frac{1}{2} \left\{ \mathbb{E}_{\mathbf{s} \sim d_b(\mathbf{s})} \left[ \max_{D_s} \left\{ \mathbb{E}_{\mathbf{a} \sim \pi_b(\cdot | \mathbf{s})} [\log D_s(\mathbf{a})] + \mathbb{E}_{\tilde{\mathbf{a}} \sim \pi_\phi(\cdot | \mathbf{s})} [\log(1 - D_s(\tilde{\mathbf{a}}))] \right\} \right] + \log 4 \right\} \\ &= \mathbb{E}_{\mathbf{s} \sim d_b(\mathbf{s})} [\text{JSD}(\pi_b(\mathbf{a} | \mathbf{s}), \pi_\phi(\mathbf{a} | \mathbf{s}))]. \end{aligned}$$

For part (2), in theory, for the state-action joint-matching scheme we have

$$\begin{aligned} & \text{JSD} [\pi_b(\mathbf{a} | \mathbf{s}) d_b(\mathbf{s}), \pi_\phi(\mathbf{a} | \mathbf{s}) d_b(\mathbf{s})] \\ &= \frac{1}{2} \max_D \left\{ \mathbb{E}_{\mathbf{s} \sim d_b(\mathbf{s}), \mathbf{a} \sim \pi_b(\cdot | \mathbf{s})} [\log D((\mathbf{s}, \mathbf{a}))] + \mathbb{E}_{\tilde{\mathbf{s}} \sim d_b(\tilde{\mathbf{s}}), \tilde{\mathbf{a}} \sim \pi_\phi(\cdot | \tilde{\mathbf{s}})} [\log(1 - D((\tilde{\mathbf{s}}, \tilde{\mathbf{a}}))] + \log 4 \right\}, \\ &\approx \frac{1}{2} \max_D \left\{ \frac{1}{N} \sum_{i=1}^N [\log D((\mathbf{s}_i, \mathbf{a}_i))] + \frac{1}{N} \sum_{j=1}^N [\log(1 - D((\tilde{\mathbf{s}}_j, \tilde{\mathbf{a}}_j))] + \log 4 \right\} \end{aligned}$$

where we draw  $(\mathbf{s}_i, \mathbf{a}_i) \stackrel{iid}{\sim} d_b(\mathbf{s}) \pi_b(\mathbf{a} | \mathbf{s})$  for  $i = 1, \dots, N$  and  $(\tilde{\mathbf{s}}_j, \tilde{\mathbf{a}}_j) \stackrel{iid}{\sim} d_b(\mathbf{s}) \pi_\phi(\mathbf{a} | \mathbf{s})$  for  $j = 1, \dots, N$ .

By contrast, for the standard policy-matching scheme, in theory we have

$$\begin{aligned} & \mathbb{E}_{\mathbf{s} \sim d_b(\mathbf{s})} [\text{JSD}(\pi_b(\mathbf{a} | \mathbf{s}), \pi_\phi(\mathbf{a} | \mathbf{s}))] \\ &= \frac{1}{2} \left\{ \mathbb{E}_{\mathbf{s} \sim d_b(\mathbf{s})} \left[ \max_{D_s} \left\{ \mathbb{E}_{\mathbf{a} \sim \pi_b(\cdot | \mathbf{s})} [\log D_s(\mathbf{a})] + \mathbb{E}_{\tilde{\mathbf{a}} \sim \pi_\phi(\cdot | \mathbf{s})} [\log(1 - D_s(\tilde{\mathbf{a}}))] \right\} \right] + \log 4 \right\} \\ &\geq \frac{1}{2} \max_{D_\theta} \left\{ \mathbb{E}_{\mathbf{s} \sim d_b(\mathbf{s})} \left[ \mathbb{E}_{\mathbf{a} \sim \pi_b(\cdot | \mathbf{s})} [\log D_\theta(\mathbf{a} | \mathbf{s})] + \mathbb{E}_{\tilde{\mathbf{a}} \sim \pi_\phi(\cdot | \mathbf{s})} [\log(1 - D_\theta(\tilde{\mathbf{a}} | \mathbf{s}))] \right] + \log 4 \right\} \\ &\approx \frac{1}{2} \max_{D_\theta} \left\{ \frac{1}{N} \sum_{i=1}^N [\log D_\theta(\mathbf{a}_i | \mathbf{s}_i) + \log(1 - D_\theta(\tilde{\mathbf{a}}_i | \mathbf{s}_i))] + \log 4 \right\} \end{aligned}$$



where we draw  $(\mathbf{s}_i, \mathbf{a}_i, \tilde{\mathbf{a}}_i) \stackrel{iid}{\sim} d_b(\mathbf{s})\pi_b(\mathbf{a}|\mathbf{s})\pi_\phi(\tilde{\mathbf{a}}|\mathbf{s})$  for  $i = 1, \dots, N$ . Note that the inequality arises due to amortizing all state-dependent optimal discriminator  $D_{\mathbf{s}}^*$  into a single parametric discriminator  $D_\theta(\cdot|\mathbf{s})$  and exchanging the orders of expectation and maximization. Thus, in theory, the classical policy-matching scheme is optimizing towards a lower bound of its desired objective.  $\square$

**Theorem C.10.** *For the integral probability metrics  $D_G$ , under the state-action joint-matching scheme, the discriminator is optimized towards estimating the desired  $D_G$ ; while under the classical policy-matching scheme, the discriminator is optimized towards estimating a lower bound of the desired  $D_G$ .*

*Proof of Theorem C.10.* Here we assume dealing with general IPM,  $D_G$ .

The goal of discriminator-learning under the joint-matching scheme is

$$\begin{aligned} & D_G[\pi_b(\mathbf{a}|\mathbf{s})d_b(\mathbf{s}), \pi_\phi(\mathbf{a}|\mathbf{s})d_b(\mathbf{s})] \\ &= \sup_{g \in \mathcal{G}} \left| \mathbb{E}_{\mathbf{s} \sim d_b(\mathbf{s}), \mathbf{a} \sim \pi_b(\cdot|\mathbf{s})} [g((\mathbf{s}, \mathbf{a}))] - \mathbb{E}_{\tilde{\mathbf{s}} \sim d_b(\tilde{\mathbf{s}}), \tilde{\mathbf{a}} \sim \pi_\phi(\cdot|\tilde{\mathbf{s}})} [g((\tilde{\mathbf{s}}, \tilde{\mathbf{a}}))] \right|, \\ &\approx \sup_{g \in \mathcal{G}} \left| \frac{1}{N} \sum_{i=1}^N [g((\mathbf{s}_i, \mathbf{a}_i))] - \frac{1}{N} \sum_{j=1}^N [g((\tilde{\mathbf{s}}_j, \tilde{\mathbf{a}}_j))] \right| \end{aligned}$$

where we draw  $(\mathbf{s}_i, \mathbf{a}_i) \stackrel{iid}{\sim} d_b(\mathbf{s})\pi_b(\mathbf{a}|\mathbf{s})$  for  $i = 1, \dots, N$  and  $(\tilde{\mathbf{s}}_j, \tilde{\mathbf{a}}_j) \stackrel{iid}{\sim} d_b(\mathbf{s})\pi_\phi(\mathbf{a}|\mathbf{s})$  for  $j = 1, \dots, N$ . Thus the joint-matching scheme optimizes the discriminator towards the desired objective.

In theory, the goal of discriminator-learning under the classical policy-matching scheme is

$$\begin{aligned} & \mathbb{E}_{\mathbf{s} \sim d_b(\mathbf{s})} [D_G(\pi_b(\mathbf{a}|\mathbf{s}), \pi_\phi(\mathbf{a}|\mathbf{s}))] \\ &= \mathbb{E}_{\mathbf{s} \sim d_b(\mathbf{s})} \left[ \sup_{g_{\mathbf{s}} \in \mathcal{G}} \left| \mathbb{E}_{\mathbf{a} \sim \pi_b(\cdot|\mathbf{s})} [g_{\mathbf{s}}(\mathbf{a})] - \mathbb{E}_{\tilde{\mathbf{a}} \sim \pi_\phi(\cdot|\mathbf{s})} [g_{\mathbf{s}}(\tilde{\mathbf{a}})] \right| \right] \\ &\geq \sup_{g_\theta \in \mathcal{G}} \left\{ \mathbb{E}_{\mathbf{s} \sim d_b(\mathbf{s})} \left| \mathbb{E}_{\mathbf{a} \sim \pi_b(\cdot|\mathbf{s})} [g_\theta(\mathbf{a}|\mathbf{s})] - \mathbb{E}_{\tilde{\mathbf{a}} \sim \pi_\phi(\cdot|\mathbf{s})} [g_\theta(\tilde{\mathbf{a}}|\mathbf{s})] \right| \right\} \\ &\geq \sup_{g_\theta \in \mathcal{G}} \left\{ \left| \mathbb{E}_{\mathbf{s} \sim d_b(\mathbf{s})} \left[ \mathbb{E}_{\mathbf{a} \sim \pi_b(\cdot|\mathbf{s})} [g_\theta(\mathbf{a}|\mathbf{s})] - \mathbb{E}_{\tilde{\mathbf{a}} \sim \pi_\phi(\cdot|\mathbf{s})} [g_\theta(\tilde{\mathbf{a}}|\mathbf{s})] \right] \right| \right\} \\ &\approx \sup_{g_\theta \in \mathcal{G}} \left| \frac{1}{N} \sum_{i=1}^N [g_\theta(\mathbf{a}_i|\mathbf{s}_i) - g_\theta(\tilde{\mathbf{a}}_i|\mathbf{s}_i)] \right| \end{aligned}$$

where we draw  $(\mathbf{s}_i, \mathbf{a}_i, \tilde{\mathbf{a}}_i) \stackrel{iid}{\sim} d_b(\mathbf{s})\pi_b(\mathbf{a}|\mathbf{s})\pi_\phi(\tilde{\mathbf{a}}|\mathbf{s})$  for  $i = 1, \dots, N$  and  $g_{\mathbf{s}}$  is the state-dependent witness function for distinguishing  $\pi_b(\cdot|\mathbf{s})$  and  $\pi_\phi(\cdot|\mathbf{s})$ . Note that the inequality arises due to amortizing all state-dependent optimal  $g_{\mathbf{s}}$  into a single parametric witness function  $g_\theta(\cdot|\mathbf{s})$  and exchanging the orders of expectation and maximization. Thus, in theory, the standard policy-matching scheme optimizes the discriminator towards a lower bound of the desired objective.  $\square$

## D Technical Details

### D.1 Toy Experiment

Denote the total sample size as  $N_{\text{total}}$ , we follow the convention to construct the eight-Gaussian dataset as in Algorithm 3. In our experiment we use  $N_{\text{total}} = 2000$ .

We are interested in the 2-D eight-Gaussian dataset because **(a)** the conditional distribution of  $p(y|x)$  is multi-modal in many  $x$ ; and **(b)** interpolation is needed to fill-in the blanks between Gaussian-centers, where a smooth-interpolation into a circle is naturally expected.

To rephrase this dataset into offline reinforcement learning setting, we define  $x$  as state and the corresponding  $y$  as action. Note that in the behavior cloning algorithm, the information of reward, next state, and the episodic termination is not required. Hence, the generated dataset  $\mathbb{D}_{\text{Gaussian}}$  can serve as an offline RL dataset readily applicable to train behavior cloning policies.

In order to compare the ability to approximate the behavior policy by the KL loss and the JSD loss, the Gaussian policy and the implicit policy, the classical policy-matching (conditional-distribution matching)

---

**Algorithm 3** Constructing the Eight-Gaussian Dataset

---

**Input:** Total sample size  $N_{\text{total}}$ .

**Output:** Generated dataset  $\mathbb{D}_{\text{Gaussian}}$ .

**while** Dataset size  $< N_{\text{total}}$  **do**

    Draw a random center  $\mathbf{c}$  uniformly

$$\mathbf{c} \sim \{(\sqrt{2}, 0), (-\sqrt{2}, 0), (0, \sqrt{2}), (0, -\sqrt{2}), (1, 1), (1, -1), (-1, 1), (-1, -1)\}.$$

    Sample datapoint  $\mathbf{x} = (x, y) \sim \mathcal{N}(\mathbf{c}, 2 \times 10^{-4} \cdot \mathbf{I}_2)$ .

    Store  $\mathbf{x}$  in the dataset.

**end while**

---

and the proposed state-action joint-matching, we fit a conditional VAE (“CVAE”), a Gaussian generator conditional GAN (“G-CGAN”) and a conditional GAN (“CGAN”) using the conditional-distribution matching approach similar to Wu et al. (2019). We fit, using basic state-action joint-matching strategy, a conditional GAN (“GAN”). As discussed in Section 3.1, the major distinction between “CGAN” and “GAN” is that the former uses the same states in constructing the generator samples and the data samples while the later resamples states.

The network architecture of our conditional VAE is as follows.

Conditional Variational Auto-encoder (CVAE) in Toy Experiment

Encoder

```
Linear(state_dim+action_dim, H)
BatchNorm1d(H)
ReLU
Linear(H, H//2)
BatchNorm1d(H//2)
ReLU
mean = Linear(H//2, latent_dim)
log_std = Linear(H//2, latent_dim)
```

Decoder

```
Linear(state_dim+latent_dim, H)
BatchNorm1d(H)
ReLU
Linear(H, H//2)
BatchNorm1d(H//2)
ReLU
Linear(H//2, action_dim)
```

with hidden dimension  $H = 100$  and latent dimension  $\text{latent\_dim} = 50$ . CVAE is trained for 1200 epochs with a mini-batch size of 100 and random seed 0, using the mean-squared-error as the reconstruction loss, and the Gaussian-case closed-form formula in Kingma & Welling (2013) for the KL term.

The network architecture of our conditional GAN, used in “CGAN” and “GAN,” is as follows.

Conditional Generative Adversarial Nets (CGAN) in Toy Experiment

Generator

```
Linear(state_dim+z_dim, H)
BatchNorm1d(H)
ReLU
Linear(H, H//2)
BatchNorm1d(H//2)
ReLU
Linear(H//2, action_dim)
```

Discriminator

```
Linear(state_dim+action_dim, H)
LeakyReLU(0.1)
Linear(H, H//2)
LeakyReLU(0.1)
Linear(H//2, 1)
```

where the structure of `BatchNorm1d`, `LeakyReLU` follows Radford et al. (2016). Here we again use  $H = 100, z\_dim = 50$ . Conditional GAN is trained for 2000 epochs with a mini-batch size of 100 and random seed 0. We follow Radford et al. (2016) to train CGAN using Adam optimizer with  $\beta_1 = 0.5$ .

The network architecture of our Gaussian-generator version of conditional GAN, used in the experiments of Appendix F, is as follows.

Generator

```

Linear(state_dim, H)
BatchNorm1d(H)
ReLU
Linear(H, H//2)
BatchNorm1d(H//2)
ReLU
mean = Linear(H//2, action_dim), log_std = Linear(H//2, action_dim)

```

with the discriminator and other technical details the same as CGAN. This Gaussian-generator version of CGAN is again trained for 2000 epochs with a mini-batch size of 100, random seed 0, and  $\beta_1 = 0.5$  in the Adam optimizer.

Our test set is formed by a random sample of 2000 new states ( $x$ ) from  $[-1.5, 1.5]$  together with the states in the training set. The performance on the test set thus shows both the concentration on the eight centers and the smooth interpolation between centers, which translates into a good and smooth fit to the behavior policy. Figure 1 shows the training set (“Truth”) and the kernel-density-estimate plot of each methods.

## D.2 Reinforcement Learning Experiments

In practice, the rollouts contained in the offline dataset have finite horizon, and thus special treatment is needed per appearance of the terminal states in calculating the Bellman update target. We follow the standard treatment (Mnih et al., 2013; Sutton & Barto, 2018) to define the update target  $y$  as

$$\tilde{Q}(\mathbf{s}, \mathbf{a}) = \begin{cases} r(\mathbf{s}, \mathbf{a}) + \gamma \tilde{Q}'(\mathbf{s}', \mathbf{a}') & \text{if } \mathbf{s} \text{ is a non-terminal state} \\ r(\mathbf{s}, \mathbf{a}) & \text{if } \mathbf{s} \text{ is a terminal state} \end{cases},$$

where  $\tilde{Q}'(\mathbf{s}', \mathbf{a}')$  refers to the expectation term in Equation 3 for basic algorithm (Section 3.1) or the expectation term in Equation 10 for the enhanced versions with state-smoothing at the Bellman Backup (Section 3.2).

For simplicity, we follow White (2016) to choose the noise distribution  $p_{\mathbf{z}}(\mathbf{z})$  as the multivariate standard normal distribution, where the dimension of  $\mathbf{z}$  is conveniently chosen as  $\dim(\mathbf{z}) = \min(10, \text{state\_dim}/2)$ . To sample from the implicit policy, for each state  $\mathbf{s}$ , we first sample independently  $\mathbf{z} \sim \mathcal{N}(\mathbf{0}, \mathbf{I})$ . We then concatenate  $\mathbf{s}$  with  $\mathbf{z}$  and feed the resulting  $[\mathbf{s}, \mathbf{z}]$  into the deterministic policy network to generate stochastic actions. To sample from a small region around the next state  $\mathbf{s}'$  (Section 3.2), we keep the original  $\mathbf{s}'$  and repeat it additionally  $N_B$  times. For each of the  $N_B$  replications, we add an independent Gaussian noise  $\epsilon \sim \mathcal{N}(\mathbf{0}, \sigma_B^2 \mathbf{I})$ . The original  $\mathbf{s}'$  and its  $N_B$  noisy replications are then fed into the implicit policy to sample the corresponding action.

For fair comparison, we use the same network architecture as the official implementation of the BCQ algorithm, which will be stated in detail in Sections D.2.1. Due to limited computational resources, we leave a fine-tuning of the noise distribution  $p_{\mathbf{z}}(\mathbf{z})$ , the network architectures, and the optimization hyperparameters for future work, which also leaves room for further improving our results.

For a more stable training of the policy, we adopt the warm start strategy (Kumar et al., 2020; Yue et al., 2020). Specifically, in the first  $N_{\text{warm}}$  epochs, the policy is trained to minimize  $\mathcal{L}_g$  only, with the same learning rate  $\eta_\phi$  as the rest epochs that also try to maximize the expected Q-values.

**Datasets.** We use the continuous control tasks provided by the D4RL dataset (Fu et al., 2021) to conduct algorithmic evaluations. Due to limited computational resources, we select therein the “medium-expert,” “medium-replay,” and “medium” datasets for the Hopper, HalfCheetah, Walker2d tasks in the Gym-MuJoCo domain, which are commonly used benchmarks in prior work (Fujimoto et al., 2019; Kumar et al., 2019; Wu et al., 2019; Kumar et al., 2020). We follow the literature (Cang et al., 2021; Chen et al., 2021; Kostrikov et al., 2021a) to not test on the “random” and “expert” datasets as they are less practical (Matsushima et al., 2021) and can be respectively solved by directly using standard off-policy RL algorithms (Agarwal et al., 2020) and the behavior cloning algorithms. We note that a comprehensive benchmarking of prior offline-RL algorithms on the “expert” datasets is currently unavailable in the literature, which is out of the

scope of this paper. Apart from the Gym-MuJoCo domain, we also consider the Maze2D domain<sup>1</sup> of tasks for the non-Markovian data-collecting policy and the Adroit tasks<sup>2</sup> (Rajeswaran et al., 2018) for their sparse reward-signal and high dimensionality.

**Evaluation Protocol.** In all the experiments, we follow Fu et al. (2021) to use the “v0” version of the datasets in the Gym-MuJoCo and Adroit domains. In our preliminary study, we find that the rollout results of some existing algorithms can be unstable across epochs in some datasets, even towards the end of training. To reduce the instability in evaluation, we report, for our algorithm, the mean and standard deviation of the last five rollouts across three random seeds  $\{0, 1, 2\}$ . We train all agents for 1000 epochs, where each epoch consists of 1000 mini-batch stochastic gradient descent steps. We rollout each agent for 10 episodes after each epoch of training.

### D.2.1 GAN Joint Matching

In approximately matching the JSD between the current and the behavior policies via GAN, a crucial step is to stably and effectively train the GAN structure. To this end, we adopt the following tricks from the literature.

- To provide stronger gradients early in training, rather than training the policy  $\pi_\phi$  to minimize

$$\mathbb{E}_{\mathbf{x}} [\log (1 - D_{\mathbf{w}}(\mathbf{x}))]$$

we follow Goodfellow et al. (2014) to train  $\pi_\phi$  to maximize

$$\mathbb{E}_{\mathbf{x}} [\log (D_{\mathbf{w}}(\mathbf{x}))]$$

- Motivated by Radford et al. (2016), we use LeakyReLU activation in both the generator and discriminator, with default `negative_slope=0.01`.
- To stabilize the training, we follow Radford et al. (2016) to use a reduced momentum term  $\beta_1 = 0.4$  in the Adam optimizer (Kingma & Ba, 2014).
- We follow Radford et al. (2016) to use actor and discriminator learning rate  $\eta_\phi = \eta_{\mathbf{w}} = 2 \times 10^{-4}$ .
- To avoid overfitting of the discriminator, we are motivated by Salimans et al. (2016) and Goodfellow (2017) to use one-sided label smoothing with soft and noisy labels. Specifically, the labels for the data sample  $\mathbf{y}$  is replaced with a random number between 0.8 and 1.0, instead of the original 1. No label smoothing is applied for the generator sample  $\mathbf{x}$ , and therefore their labels are all 0.

The loss function for training the discriminator in GAN is the Binary Cross Entropy between the labels and the outputs from the discriminator.

Furthermore, motivated by TD3 (Fujimoto et al., 2018) and GAN (Section 2.3), we update  $\pi_\phi(\cdot | \mathbf{s})$  once per  $k$  updates of the critics and discriminator.

Table 2 shows the hyperparameters for our GAN joint-matching framework. Note that several simplifications are made to minimize hyperparameter tuning, such as fixing  $\eta_\phi = \eta_{\mathbf{w}}$  as in Radford et al. (2016) and  $\sigma_B = \sigma_J$ . We also fix  $N_a = 1$  to ease computation.

We comment that many of these hyperparameters can be set based on literature, for example, we use  $\eta_\phi = \eta_{\mathbf{w}} = 2 \times 10^{-4}$  as in Radford et al. (2016),  $\eta_\theta = 3 \times 10^{-4}$  and  $N_{\text{warm}} = 40$  as in Kumar et al. (2020),  $\lambda = 0.75$  as in Fujimoto et al. (2019), and policy frequency  $k = 2$  as in Fujimoto et al. (2018). Unless specified otherwise, the same hyperparameters are used across all datasets.

<sup>1</sup>We use the tasks “maze2d-umaze,” “maze2d-medium,” and “maze2d-large.”

<sup>2</sup>We use the tasks “pen-human,” “pen-cloned,” “pen-expert,” and “door-expert.”

Table 2: Default Hyperparameters for GAN joint matching.

Hyperparameter	Value
Optimizer	Adam Kingma & Ba (2014)
Learning rate $\eta_\theta$	$3 \times 10^{-4}$
Learning rate $\eta_\phi, \eta_w$	$2 \times 10^{-4}$
Log Lagrange multiplier $\log \alpha$ for non-Adroit datasets	4.0
Log Lagrange multiplier $\log \alpha$ for Adroit datasets	8.0
Evaluation frequency	$10^3$
Training iterations	$10^6$
Batch size	512
Discount factor	0.99
Target network update rate $\beta$	0.005
Weighting for clipped double Q-learning $\lambda$	0.75
Noise distribution $p_z(\mathbf{z})$	$\mathcal{N}(\mathbf{0}, \mathbf{I})$
Standard deviations for state smoothing $\sigma_B, \sigma_J$	$3 \times 10^{-4}$
Number of smoothed states in Bellman backup $N_B$	50
Number of actions $\hat{\mathbf{a}}$ at each $\hat{\mathbf{s}}$ $N_a$	1
Number of epochs for warm start $N_{\text{warm}}$	40
Policy frequency $k$	2
Random seeds	$\{0, 1, 2\}$

Below we state the network architectures of the actor, critic, and discriminator in GAN. Note that we use a pair of critic networks with the same architecture to perform clipped double Q-learning.

Actor

```
Linear(state_dim+noise_dim, 400)
LeakyReLU
Linear(400, 300)
LeakyReLU
Linear(300, action_dim)
max_action * tanh
```

Discriminator in GAN

```
Linear(state_dim+action_dim, 400)
LeakyReLU
Linear(400, 300)
LeakyReLU
Linear(300, 1)
Sigmoid
```

Critic

```
Linear(state_dim+action_dim, 400)
LeakyReLU
Linear(400, 300)
LeakyReLU
Linear(300, 1)
```

Note that the network architectures follow from Fujimoto et al. (2019) and that all the LeakyReLU activation uses the default `negative_slope=0.01`.

## D.2.2 Construction of the Penalty Coefficient in GAN-Joint- $\alpha$

The definition of the penalty coefficient in TD3+BC, when combined with Equation 9, is

$$\arg \min_{\phi} -\lambda \mathbb{E}_{\mathbf{s} \sim \mathbb{D}} \mathbb{E}_{\mathbf{a} \sim \pi_{\phi}(\cdot | \mathbf{s})} \left[ \min_{j=1,2} Q_{\theta_j}(\mathbf{s}, \mathbf{a}) \right] + \mathcal{L}_g(\phi), \quad \lambda = \frac{\alpha}{Q_{avg}}$$

where we use  $\alpha = 10$  across all datasets.  $Q_{avg}$  is soft-updated based on each mini-batch  $\mathcal{B}$  as

$$Q_{avg} = \beta \cdot \frac{1}{|\mathcal{B}|} \sum_{(\mathbf{s}, \mathbf{a}) \in \mathcal{B}} |Q(\mathbf{s}, \mathbf{a})| + (1 - \beta) \cdot Q_{avg},$$

where we modify the update scheme of  $Q_{avg}$  in Fujimoto & Gu (2021) to allow for soft-update.

### D.2.3 Results of CQL

We note that the official CQL GitHub repository does not provide hyperparameter settings for the Maze2D and Adroit domain of tasks. For datasets in these two domains, we train a CQL agent using five hyperparameter settings: four recommended Gym-MuJoCo settings and one recommended Ant-Maze setting. We then calculate the average (normalized) return over the last five rollouts for each random seeds  $\{0, 1, 2\}$  and per-dataset per-random-seed select the best results across those five hyperparameter settings, before averaging the results over the random seeds. We comment that this approach is non-conventional, but rather a compensation for the missing of recommended hyperparameter settings, and may give CQL some advantage on the Maze2D and Adroit domains. For the Gym-MuJoCo domain, we follow Kumar et al. (2020) to use the recommended hyperparameter setting across all datasets.

### D.2.4 Ablation Study on Gaussian Policy

The network architecture of the Gaussian policy variant that we used in the ablation study (Section 5.2) follows common practice (Haarnoja et al., 2018a; Kumar et al., 2020).

```
Gaussian Policy
Linear(state_dim, 400)
LeakyReLU
Linear(400, 300)
LeakyReLU
mean = Linear(300, action_dim)
log_std = Linear(300, action_dim)
```

Critics and discriminator are the same as in the implicit policy variant (Appendix D.2.1).

For action-selection from the Gaussian policy, a given state  $\mathbf{s}$  is first mapped to the mean  $\boldsymbol{\mu}(\mathbf{s})$  and standard deviation vector  $\boldsymbol{\sigma}(\mathbf{s})$ . A raw action is sampled as  $\mathbf{a}_{\text{raw}} \sim \mathcal{N}(\boldsymbol{\mu}(\mathbf{s}), \text{diag}(\boldsymbol{\sigma}^2(\mathbf{s})))$ . Finally,  $\mathbf{a}_{\text{raw}}$  is mapped into the action space as  $\text{max\_action} \times \tanh(\mathbf{a}_{\text{raw}})$ .

For fair comparison, other technical details, including the training procedure and hyperparameter setting, are exactly the same as the implicit policy case (Appendix D.2.1).

## E Additional Tables

Table 3 - 6 correspond to the results for our ablation study in Section 5.2.

Table 3: Normalized returns for comparing the implicit and the Gaussian policy on the basic algorithm (Section 3.1) on the D4RL suite of tasks. The reported number are the means and standard deviations of the normalized returns of the last five rollouts across three random seeds  $\{0, 1, 2\}$ .

Task Name	GAN-Joint: Basic	GAN-Joint: Basic, Gaussian Policy
maze2d-umaze	57.6 $\pm$ 11.0	23.9 $\pm$ 8.1
maze2d-medium	39.4 $\pm$ 10.3	0.9 $\pm$ 7.7
maze2d-large	52.1 $\pm$ 20.8	3.3 $\pm$ 0.7
halfcheetah-medium	43.7 $\pm$ 0.5	43.8 $\pm$ 0.4
walker2d-medium	70.0 $\pm$ 9.1	51.6 $\pm$ 10.9
hopper-medium	66.5 $\pm$ 15.4	79.8 $\pm$ 14.1
halfcheetah-medium-replay	31.3 $\pm$ 2.8	33.0 $\pm$ 3.1
walker2d-medium-replay	9.9 $\pm$ 2.0	9.1 $\pm$ 1.7
hopper-medium-replay	36.5 $\pm$ 5.2	26.3 $\pm$ 2.2
halfcheetah-medium-expert	74.2 $\pm$ 6.1	76.8 $\pm$ 6.7
walker2d-medium-expert	76.5 $\pm$ 15.1	59.6 $\pm$ 21.9
hopper-medium-expert	70.9 $\pm$ 26.8	84.6 $\pm$ 10.6
pen-human	61.0 $\pm$ 13.7	55.7 $\pm$ 21.1
pen-cloned	31.3 $\pm$ 21.5	36.6 $\pm$ 14.6
pen-expert	129.1 $\pm$ 14.4	118.8 $\pm$ 15.1
door-expert	104.1 $\pm$ 3.6	39.5 $\pm$ 24.6
Average Score	<b>59.6</b>	46.5

Table 4: Normalized returns for comparing our full algorithm with its counterpart of no state-smoothing in the joint matching of the state and action. The reported number are the means and standard deviations of the normalized returns of the last five rollouts across three random seeds  $\{0, 1, 2\}$ .

Task Name	GAN-Joint: Full	GAN-Joint: No Smoothing in Matching
maze2d-umaze	40.1 $\pm$ 16.9	47.6 $\pm$ 4.7
maze2d-medium	69.6 $\pm$ 25.6	35.4 $\pm$ 5.5
maze2d-large	71.3 $\pm$ 26.0	69.9 $\pm$ 26.5
halfcheetah-medium	44.1 $\pm$ 0.3	44.0 $\pm$ 0.4
walker2d-medium	69.3 $\pm$ 8.6	62.7 $\pm$ 8.6
hopper-medium	60.1 $\pm$ 27.3	81.8 $\pm$ 16.6
halfcheetah-medium-replay	33.1 $\pm$ 2.3	31.8 $\pm$ 2.7
walker2d-medium-replay	10.2 $\pm$ 2.4	9.9 $\pm$ 2.5
hopper-medium-replay	29.5 $\pm$ 2.5	29.5 $\pm$ 2.4
halfcheetah-medium-expert	75.8 $\pm$ 10.1	69.1 $\pm$ 8.3
walker2d-medium-expert	71.2 $\pm$ 22.0	73.8 $\pm$ 18.4
hopper-medium-expert	99.9 $\pm$ 29.0	67.8 $\pm$ 18.9
pen-human	45.5 $\pm$ 24.5	54.3 $\pm$ 19.6
pen-cloned	18.0 $\pm$ 14.4	22.5 $\pm$ 17.4
pen-expert	141.1 $\pm$ 14.8	142.4 $\pm$ 14.1
door-expert	103.4 $\pm$ 3.7	102.5 $\pm$ 3.2
Average Score	<b>61.4</b>	59.1

Table 5: Normalized returns for comparing our full algorithm with its counterpart of no state-smoothing in the Bellman backup. The reported number are the means and standard deviations of the normalized returns of the last five rollouts across random seeds  $\{0, 1, 2\}$ .

Task Name	GAN-Joint-Matching: Full	GAN-Joint-Matching: No Smoothing in Bellman
maze2d-umaze	40.1 $\pm$ 16.9	60.7 $\pm$ 18.3
maze2d-medium	69.6 $\pm$ 25.6	51.2 $\pm$ 10.3
maze2d-large	71.3 $\pm$ 26.0	50.8 $\pm$ 6.7
halfcheetah-medium	44.1 $\pm$ 0.3	44.1 $\pm$ 0.4
walker2d-medium	69.3 $\pm$ 8.6	60.7 $\pm$ 11.0
hopper-medium	60.1 $\pm$ 27.3	66.9 $\pm$ 22.9
halfcheetah-medium-replay	33.1 $\pm$ 2.3	33.4 $\pm$ 2.7
walker2d-medium-replay	10.2 $\pm$ 2.4	11.6 $\pm$ 1.7
hopper-medium-replay	29.5 $\pm$ 2.5	30.8 $\pm$ 2.9
halfcheetah-medium-expert	75.8 $\pm$ 10.1	71.9 $\pm$ 9.8
walker2d-medium-expert	71.2 $\pm$ 22.0	83.3 $\pm$ 31.0
hopper-medium-expert	99.9 $\pm$ 29.0	72.1 $\pm$ 20.6
pen-human	45.5 $\pm$ 24.5	40.7 $\pm$ 29.5
pen-cloned	18.0 $\pm$ 14.4	27.7 $\pm$ 15.1
pen-expert	141.1 $\pm$ 14.8	130.8 $\pm$ 11.3
door-expert	103.4 $\pm$ 3.7	104.6 $\pm$ 0.9
Average Score	<b>61.4</b>	58.8

Table 6: Normalized returns under several values of  $\sigma \triangleq \sigma_B = \sigma_J$  (Appendix D.2.1) in the full algorithm “GAN-joint”. The reported number are the means and standard deviations of the normalized returns of the last five rollouts across three random seeds  $\{0, 1, 2\}$ .

Task Name	$\sigma = 1 \times 10^{-2}$	$\sigma = 3 \times 10^{-3}$	$\sigma = 1 \times 10^{-3}$	$\sigma = 3 \times 10^{-4}$	$\sigma = 1 \times 10^{-4}$	$\sigma = 0$
maze2d-umaze	48.4 $\pm$ 21.4	48.3 $\pm$ 19.7	41.7 $\pm$ 11.5	40.1 $\pm$ 16.9	54.9 $\pm$ 10.4	50.8 $\pm$ 24.0
maze2d-medium	58.7 $\pm$ 33.6	48.7 $\pm$ 7.4	64.0 $\pm$ 23.9	69.6 $\pm$ 25.6	46.9 $\pm$ 15.5	26.4 $\pm$ 5.7
maze2d-large	87.1 $\pm$ 17.9	57.6 $\pm$ 21.3	62.4 $\pm$ 13.3	71.3 $\pm$ 26.0	61.0 $\pm$ 8.6	62.3 $\pm$ 32.3
halfcheetah-medium	43.0 $\pm$ 0.4	43.7 $\pm$ 0.3	43.9 $\pm$ 0.4	44.1 $\pm$ 0.3	43.8 $\pm$ 0.3	44.0 $\pm$ 0.4
walker2d-medium	56.9 $\pm$ 10.4	66.4 $\pm$ 7.9	68.8 $\pm$ 10.3	69.3 $\pm$ 8.6	64.6 $\pm$ 13.8	63.8 $\pm$ 8.4
hopper-medium	23.5 $\pm$ 8.4	66.7 $\pm$ 20.8	63.3 $\pm$ 21.0	60.1 $\pm$ 27.3	74.5 $\pm$ 19.3	89.6 $\pm$ 27.9
halfcheetah-medium-replay	32.1 $\pm$ 2.4	31.5 $\pm$ 3.3	32.3 $\pm$ 2.1	33.1 $\pm$ 2.3	31.2 $\pm$ 1.9	31.5 $\pm$ 3.2
walker2d-medium-replay	9.8 $\pm$ 2.4	10.7 $\pm$ 2.0	10.2 $\pm$ 1.8	10.2 $\pm$ 2.4	10.9 $\pm$ 1.7	9.4 $\pm$ 1.4
hopper-medium-replay	28.7 $\pm$ 3.8	30.1 $\pm$ 2.7	30.5 $\pm$ 2.9	29.5 $\pm$ 2.5	31.3 $\pm$ 1.9	29.2 $\pm$ 1.5
halfcheetah-medium-expert	79.9 $\pm$ 10.1	74.2 $\pm$ 13.0	76.8 $\pm$ 13.4	75.8 $\pm$ 10.1	71.3 $\pm$ 8.6	70.7 $\pm$ 7.9
walker2d-medium-expert	67.4 $\pm$ 16.0	63.4 $\pm$ 22.2	69.7 $\pm$ 17.3	71.2 $\pm$ 22.0	63.4 $\pm$ 23.1	77.2 $\pm$ 18.4
hopper-medium-expert	20.5 $\pm$ 6.8	56.7 $\pm$ 27.5	79.4 $\pm$ 21.9	99.9 $\pm$ 29.0	66.7 $\pm$ 19.6	62.0 $\pm$ 19.5
pen-human	-3.3 $\pm$ 0.5	64.2 $\pm$ 17.0	46.6 $\pm$ 33.5	45.5 $\pm$ 24.5	67.8 $\pm$ 13.4	60.3 $\pm$ 11.4
pen-cloned	4.5 $\pm$ 1.9	19.6 $\pm$ 11.8	23.3 $\pm$ 13.2	18.0 $\pm$ 14.4	36.6 $\pm$ 18.4	40.0 $\pm$ 20.8
pen-expert	74.2 $\pm$ 26.6	132.8 $\pm$ 11.1	132.8 $\pm$ 17.9	141.1 $\pm$ 14.8	136.6 $\pm$ 10.8	132.0 $\pm$ 19.4
door-expert	29.1 $\pm$ 9.7	104.1 $\pm$ 1.6	104.2 $\pm$ 1.7	103.4 $\pm$ 3.7	102.9 $\pm$ 3.9	102.3 $\pm$ 4.8
Average Score	41.3	57.4	59.4	61.4	60.3	59.5

## F Further Comparison Between Implicit and Gaussian Policies

In Section 5.2 we note that a uni-modal stochastic policy, such as the Gaussian policy, is less flexible to capture all the rewarding actions, on which an implicit policy may fit well. In this section we visualize such a difference.

Figure 2 compares the fitting of the eight-Gaussian toy dataset by implicit policy and Gaussian policy. Specifically, Figure 2a plots the dataset; Figure 2b plots CGAN with the default implicit generator (implicit policy) fitted by the classical policy-matching (conditional-distribution matching) approach; Figure 2c plots CGAN with Gaussian generator (Gaussian policy) fitted by the conditional-distribution matching approach; Figure 2d plots CGAN with implicit policy fitted by the basic state-action joint-matching strategy (Section 3.1); Figure 2e plots CGAN with Gaussian policy fitted by the basic state-action joint-matching strategy. Experimental details are on Appendix D.1.

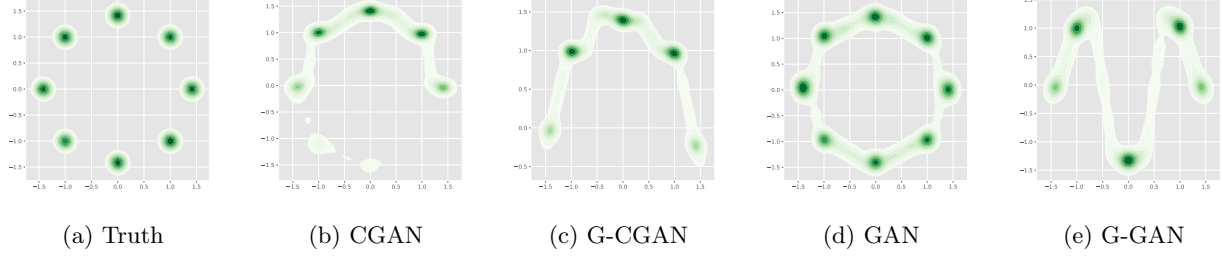


Figure 2: Performance of approximating the behavior policy on the eight-Gaussian dataset by conditional GAN with default (implicit) generator and Gaussian generator. A conditional GAN (“CGAN”) and a Gaussian-generator conditional GAN (“G-CGAN”) are fitted using the policy-matching approach. A conditional GAN (“GAN”) and a Gaussian-generator conditional GAN (“G-GAN”) are fitted using the basic state-action joint-matching strategy (Section 3.1.2). Performance is judged by **(1)** clear concentration on the eight centers, and **(2)** smooth interpolation between centers, which implies a good and smooth fit to the behavior policy. Details of this toy experiment are presented on Appendix D.1.

We see that whatever training strategies, Gaussian policies fail to learn multi-modal state-conditional action distributions, even if needed. Even though the Gaussian policy version of CGAN may still correctly capture some modes in the action distributions, an improvement over the mode-covering CVAE, they miss other modes. Besides, these Gaussian policy versions interpolate less-smoothly between the centers. In offline RL, these weaknesses is related the missing of some rewarding actions and less-predictable action-choices at unseen states.

To visualize the differences between the implicit and the Gaussian policy in the offline RL setting, we plot the kernel density estimates of the distributions of the first two action-dimensions in the “maze2d-umaze-v1” dataset, where a performance difference is shown in Table 3. Specifically, Figure 3a plots the distribution of actions in the offline dataset. Figure 3b and 3c respectively plot action distributions produced by the final Gaussian policy and the final implicit policy generating Table 3.

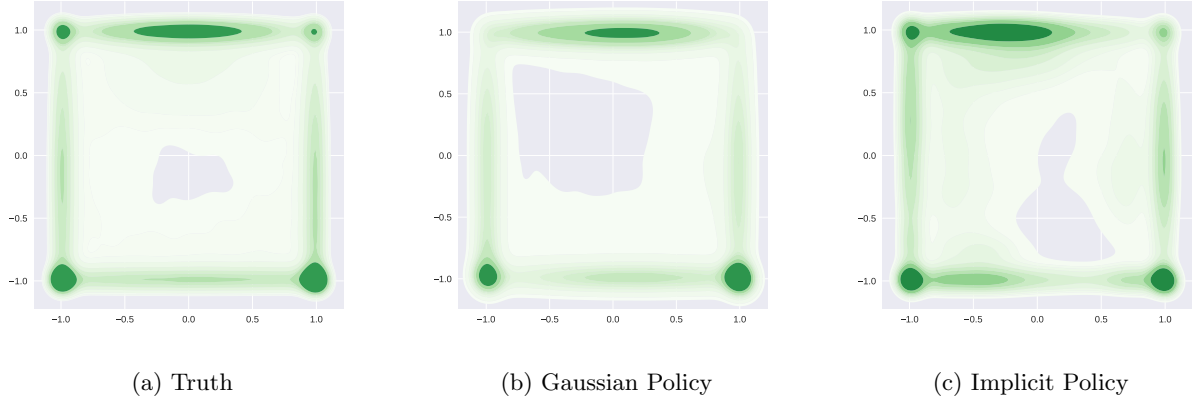


Figure 3: KDE plots of the first two dimensions of actions in the “maze2d-umaze-v1” dataset. From left to right: **(a)** Action distribution in the offline dataset; **(b)** Action distribution produced by the final Gaussian policy in Table 3; **(c)** Action distribution by the final implicit policy (Section 3.1) in Table 3.

We see from Figure 3a and Figure 3b that Gaussian policy leaves out two action modes, namely, modes on the upper-left and upper-right corners. Figure 3c shows that our implicit policy does capture all the modes shown in Figure 3a. Note that “maze2d-umaze” is a navigation task requiring agents to reach a goal location (Fu et al., 2021). Gaussian policy thus may miss out some directions in the offline dataset pertaining to short paths to the goal state, which may explain its inferior performance on this dataset in Table 3.