

Truncated Diffusion Probabilistic Models and Diffusion-based Adversarial Auto-Encoders

Huangjie Zheng^{1,2}, Pengcheng He², Weizhu Chen², Mingyuan Zhou¹

huangjie.zheng@utexas.edu, penhe@microsoft.com,
wzchen@microsoft.com, mingyuan.zhou@mcombs.utexas.edu

The University of Texas at Austin¹

Microsoft Azure AI²

Abstract

Employing a forward diffusion chain to gradually map the data to a noise distribution, diffusion-based generative models learn how to generate the data by inferring a reverse diffusion chain. However, this approach is slow and costly because it needs many forward and reverse steps. We propose a faster and cheaper approach that adds noise not until the data become pure random noise, but until they reach a hidden noisy-data distribution that we can confidently learn. Then, we use fewer reverse steps to generate data by starting from this hidden distribution that is made similar to the noisy data. We reveal that the proposed model can be cast as an adversarial auto-encoder empowered by both the diffusion process and a learnable implicit prior. Experimental results show even with a significantly smaller number of reverse diffusion steps, the proposed truncated diffusion probabilistic models can provide consistent improvements over the non-truncated ones in terms of performance in both unconditional and text-guided image generations.

1 Introduction

Generating photo-realistic images with probabilistic models is a challenging and important task in machine learning and computer vision, with many potential applications in data augmentation, image editing, style transfer, *etc.* Recently, a new class of image generative models based on diffusion processes [Sohl-Dickstein et al., 2015] has achieved remarkable results on various commonly used image generation benchmarks [Song and Ermon, 2019, Ho et al., 2020, Song and Ermon, 2020, Song et al., 2021b, Dhariwal and Nichol, 2021], surpassing many existing deep generative models, such as autoregressive models [van den Oord et al., 2016], variational auto-encoders (VAEs) [Kingma and Welling, 2013, Rezende et al., 2014, van den Oord et al., 2017, Razavi et al., 2019], and generative adversarial networks (GANs) [Goodfellow et al., 2014, Radford et al., 2015, Arjovsky et al., 2017, Miyato et al., 2018, Brock et al., 2019, Karras et al., 2019, 2020b].

This new modeling class, which includes both score-based and diffusion-based generative models, uses noise injection to gradually corrupt the data distribution into a simple noise distribution that can be easily sampled from, and then uses a denoising network to reverse the noise injection to generate photo-realistic images. From the perspective of score matching [Hyvärinen and Dayan, 2005, Vincent, 2011] and Langevin dynamics [Neal, 2011, Welling and Teh, 2011], the denoising network is trained by matching the score function, which is the gradient of the log-density of the data, of the corrupted data distribution and that of the generator distribution at different noise levels [Song and Ermon, 2019]. This training objective can also be formulated under diffusion-based generative models [Sohl-Dickstein et al., 2015, Ho et al., 2020]. These two types of models have been further unified by Song et al. [2021b] under the framework of discretized stochastic differential equations.

Despite their impressive performance, diffusion-based (or score-based) generative models suffer from high computational cost, both in training and sampling. This is because they need to perform a large number of diffusion steps, typically hundreds or thousands, to ensure that the noise injection is small enough at each step to make the assumption that both diffusion

The code is available at: <https://github.com/JegZheng/truncated-diffusion-probabilistic-models>

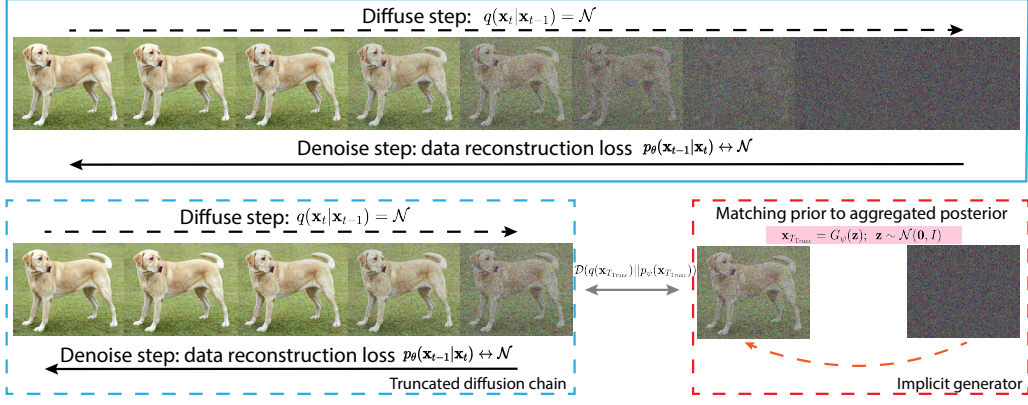


Figure 1: (*Best viewed in color*) An illustrative depiction of diffusion models and our truncated diffusion models. **Top:** The conventional denoising diffusion models add Gaussian noise gradually with a large number of time steps, where the true posterior can be kept close to Gaussian and hence easy to fit with denoising (score-matching) loss (marked in a solid blue box). **Bottom:** Truncated diffusion models truncate the diffusion chain to keep its first few steps and small diffusion segment (marked in the dashed blue box). This truncated diffusion chain can still be learned with previous denoising methods. Meanwhile, as the left part is truncated, the Gaussian prior $p(\mathbf{x}_T)$ will have a large gap to the truncated point $q(\mathbf{x}_T | \mathbf{x}_0)$, which is bridged with an implicit generative distribution $p_\psi(\mathbf{x}_T) = \int p_\psi(\mathbf{x}_T | \mathbf{z}) p(\mathbf{z}) d\mathbf{z}$ (marked in dashed red box).

and denoising process have same Gaussian form hold in the limit of small diffusion rate [Feller, 1949, Sohl-Dickstein et al., 2015]. In other words, when the number of diffusion steps is small or when the rate is large, the Gaussian assumption may not hold well, and the model may not be able to capture the true score function of the data. Therefore, previous works have tried to reduce the number of diffusion steps by using non-Markovian reverse processes [Song et al., 2020, Kong and Ping, 2021], adaptive noise scheduling [San-Roman et al., 2021, Kingma et al., 2021], knowledge distillation [Luhman and Luhman, 2021, Salimans and Ho, 2022], diffusing in a lower-dimension latent space [Rombach et al., 2022], *etc.*, but they still cannot achieve significant speedup without sacrificing the generation quality.

In this paper, we propose a novel way to shorten the diffusion trajectory by learning an implicit distribution to start the reverse diffusion process, instead of relying on a tractable noise distribution. We call our method truncated diffusion probabilistic modeling (TDPM), which is based on the idea of truncating the forward diffusion chain of an existing diffusion model, such as the denoising diffusion probabilistic model (DDPM) of Ho et al. [2020]. To significantly accelerate diffusion-based text-to-image generation, we also introduce the truncated latent diffusion model (TLDM), which truncates the diffusion chain of the latent diffusion model (LDM) of Rombach et al. [2022]. We note LDM is the latent text-to-image diffusion model behind **Stable Diffusion**, an open-source project that provides state-of-the-art performance in generating photo-realistic images given text input. By truncating the chain, we can reduce the number of diffusion steps to an arbitrary level, but at the same time, we also lose the tractability of the distribution at the end of the chain. Therefore, we need to learn an implicit generative distribution that can approximate this distribution and provide the initial samples for the reverse diffusion process. We show that this implicit generative distribution can be implemented in different ways, such as using a separate generator network or reusing the denoising network. The former option has more flexibility and can improve the generation quality, while the latter option has no additional parameters and can achieve comparable results.

We reveal that DDPM and VAE have a similar relationship as TDPM and adversarial auto-encoder (AAE, Makhzani et al. [2015]). Specifically, DDPM is like a VAE with a fixed encoder and a learnable decoder that use a diffusion process, and a predefined prior. TDPM is like an AAE with a fixed encoder and a learnable decoder that use a truncated diffusion process, and a learnable implicit prior.

Our truncation method has several advantages when we use it to modify DDPM for generating images without text guidance or LDM for generating images with text guidance. First, it can generate samples much faster by using fewer diffusion steps, without sacrificing or even enhancing the generation quality. Second, it can exploit the cooperation between the implicit model and the diffusion model, as the diffusion model helps the implicit model train

by providing noisy data samples, and the implicit model helps the diffusion model reverse by providing better initial samples. Third, it can adapt the truncation level to balance the generation quality and efficiency, depending on the data complexity and the computational resources. For generating images with text guidance, our method can speed up the generation significantly and make it suitable for real-time processing: while LDM takes the time to generate one photo-realistic image, our TLDM can generate more than 50 such images.

The main contributions of our paper are as follows:

- We introduce TDPM, a new diffusion-based generative model that can shorten the diffusion trajectory by learning an implicit distribution to start the reverse diffusion process, and demonstrate that the learning of the implicit distribution can be achieved in various ways. We further introduce TLDM to significantly accelerate diffusion-based text-to-image generation.
- We show TDPM can be formulated as a diffusion-based AAE.
- We show that the implicit distribution can be realized by reusing the denoising network for the reverse diffusion process, which can reduce the reverse diffusion steps by orders of magnitude without adding any extra parameters and with comparable generation quality.
- We reveal the synergy between the implicit model and the diffusion model, as the diffusion process can simplify the training of the implicit model like GANs, and the implicit model can speed up the reverse diffusion process of the diffusion model.
- We show that both TDPM and TLDM can adapt the truncation level according to the data complexity and the computational resources, to achieve a good balance between the generation quality and the efficiency.

2 Preliminaries on diffusion models

In Gaussian diffusion models [Sohl-Dickstein et al., 2015, Ho et al., 2020], starting from the data distribution $\mathbf{x}_0 \sim q(\mathbf{x}_0)$, a pre-defined forward diffusion process q_t produces auxiliary variables $\mathbf{x}_{t=1:T}$ by gradually adding Gaussian noise, with variance $\beta_t \in (0, 1)$ at time t , as follows:

$$q(\mathbf{x}_1, \dots, \mathbf{x}_T | \mathbf{x}_0) := \prod_{t=1}^T q(\mathbf{x}_t | \mathbf{x}_{t-1}), \quad q(\mathbf{x}_t | \mathbf{x}_{t-1}) := \mathcal{N}(\mathbf{x}_t; \sqrt{1 - \beta_t} \mathbf{x}_{t-1}, \beta_t \mathbf{I}). \quad (1)$$

With the limit of small diffusion rate (*i.e.*, β_t is kept sufficiently small), the reverse distribution $q(\mathbf{x}_{t-1} | \mathbf{x}_t)$ also follows a Gaussian distribution [Feller, 1949, Sohl-Dickstein et al., 2015] and can be approximated using a neural network parameterized Gaussian distribution p_θ as:

$$p_\theta(\mathbf{x}_{t-1} | \mathbf{x}_t) := \mathcal{N}(\mathbf{x}_{t-1}; \mu_\theta(\mathbf{x}_t, t), \Sigma_\theta(\mathbf{x}_t, t)). \quad (2)$$

Moreover, with a sufficiently large T , the outcome of the diffusion chain \mathbf{x}_T will follow an isotropic Gaussian distribution. Thus, with the pre-defined forward (inference) diffusion process and the learned reverse (generative) diffusion process, we can sample from $\mathbf{x}_T \sim \mathcal{N}(\mathbf{0}, \mathbf{I})$ and run the diffusion process in reverse to get a sample from the data distribution $q(\mathbf{x}_0)$.

Under the variational inference [Kingma and Welling, 2013, Blei et al., 2017] framework, viewing $q(\mathbf{x}_1, \dots, \mathbf{x}_T | \mathbf{x}_0)$ in (1) as the inference network, we can use the evidence lower bound (ELBO) as our learning objective. Following previous works [Sohl-Dickstein et al., 2015, Ho et al., 2020], the negative ELBO of a diffusion probabilistic model, parameterized by θ , can be expressed as

$$\mathcal{L}_{\text{ELBO}}(\theta) := \mathcal{L}_0(\theta) + \sum_{t=2}^T \mathcal{L}_{t-1}(\theta) + \mathcal{L}_T, \quad \mathcal{L}_0(\theta) := \mathbb{E}_{q(\mathbf{x}_0)} \mathbb{E}_{q(\mathbf{x}_1 | \mathbf{x}_0)} [-\log p_\theta(\mathbf{x}_0 | \mathbf{x}_1)], \quad (3)$$

$$\mathcal{L}_{t-1}(\theta) := \mathbb{E}_{q(\mathbf{x}_0)} \mathbb{E}_{q(\mathbf{x}_t | \mathbf{x}_0)} [D_{\text{KL}}(q(\mathbf{x}_{t-1} | \mathbf{x}_t, \mathbf{x}_0) || p_\theta(\mathbf{x}_{t-1} | \mathbf{x}_t))], \quad t \in \{2, \dots, T\} \quad (4)$$

$$\mathcal{L}_T := \mathbb{E}_{q(\mathbf{x}_0)} [D_{\text{KL}}(q(\mathbf{x}_T | \mathbf{x}_0) || p(\mathbf{x}_T))], \quad (5)$$

where $D_{\text{KL}}(q||p) = \mathbb{E}_q[\log q - \log p]$ denotes the Kullback–Leibler (KL) divergence from distributions p to q . Generally speaking, diffusion probabilistic models assume the number of diffusion steps T to be sufficiently large to satisfy two conditions: 1) the reverse distribution

at each denoising step can be fitted with a Gaussian denoising generator $p_\theta(\mathbf{x}_{t-1}|\mathbf{x}_t)$; 2) with a sufficiently small diffusion rate β_t , the long forward diffusion process will successfully corrupt the data, making $q(\mathbf{x}_T|\mathbf{x}_0) \approx \mathcal{N}(\mathbf{0}, \mathbf{I})$, and hence approximately L_T becomes zero and depends on neither \mathbf{x}_0 nor θ .

What happens if T is insufficiently large? Given a non-Gaussian data distribution $q(\mathbf{x}_0)$, when the number of denoising steps is reduced, the true posterior $q(\mathbf{x}_{t-1}|\mathbf{x}_t)$ is not Gaussian and usually intractable [Feller, 1949], resulting in new challenges to current diffusion models. As noted in Xiao et al. [2022], when β_t is not sufficiently small, the diffusion step becomes larger and the denoising distribution can be multi-modal and hence too complex to be well fitted by Gaussian. The authors propose to define $p_\theta(\mathbf{x}_{t-1}|\mathbf{x}_t)$ with an implicit generator and substitute the ELBO with

$$\min_{\theta} \sum_{t \geq 1} \mathbb{E}_{q(t)} [D_{\text{adv}}(q(\mathbf{x}_{t-1}|\mathbf{x}_t) \| p_\theta(\mathbf{x}_{t-1}|\mathbf{x}_t))], \quad (6)$$

where D_{adv} represents a statistical distance that relies on an adversarial training setup. This modified objective can be minimized by leveraging the power of conditional GANs in fitting implicit multimodal distributions [Arjovsky et al., 2017, Goodfellow et al., 2014, Nowozin et al., 2016]. While the concept of diffusion has been used, the proposed models in Xiao et al. [2022] are shown to work the best only when the number of diffusion steps is limited to be as few as four, and start to exhibit deteriorated performance when further increasing that number.

3 Truncated diffusion and adversarial auto-encoding

We first introduce the idea of accelerating both the training and generation of diffusion models by truncating the diffusion chains and describe the technical challenges. We then develop the objective function and training algorithm for TDPM. We further reveal TDPM can also be formulated as an AAE [Makhzani et al., 2015]) empowered by diffusion models. While DDPM can be considered as a hierarchical version of a variational auto-encoder (VAE) with a fixed multi-stochastic-layer encoder, our derivation shows that TDPM can be considered as a hierarchical version of an AAE with a fixed multi-stochastic-layer encoder but a learnable implicit prior.

3.1 Motivation and technical challenges

We propose a novel method called TDPM to speed up the diffusion process and the generative model. The main idea is to shorten the forward diffusion chain that transforms the data into Gaussian noise, and use a learned implicit distribution to sample the starting point of the reverse diffusion chain that reconstructs the data. To be more precise, we adopt the DDPM framework that defines a variance schedule $\{\beta_1, \beta_2, \dots, \beta_T\}$, which controls the amount of noise added at each step of the forward diffusion process. The forward process has a simple analytical form as a Gaussian distribution:

$$q(\mathbf{x}_t|\mathbf{x}_0) = \mathcal{N}(\sqrt{\bar{\alpha}_t}\mathbf{x}_0, (1 - \bar{\alpha}_t)\mathbf{I}); \quad \bar{\alpha}_t = \prod_{i=1}^t \alpha_i, \quad \alpha_i = 1 - \beta_i.$$

Here, \mathbf{x}_t is the noisy version of the data \mathbf{x}_0 at step t , and $\bar{\alpha}_t$ is the cumulative product of the diffusion coefficients α_i . The forward chain of length T is designed to be long enough to make the data distribution indistinguishable from Gaussian noise $\mathcal{N}(\mathbf{0}, \mathbf{I})$. However, a long forward chain also implies a high computational cost for the reverse process, which uses a learned neural network to predict the conditional distribution of the clean data given the noisy one at each step.

The proposed TDPM cuts off the last part of the forward chain and only keeps the first T_{trunc} steps $\{\beta_1, \beta_2, \dots, \beta_{T_{\text{trunc}}}\} \subset \{\beta_1, \beta_2, \dots, \beta_T\}$. We choose T_{trunc} to be much smaller than T so that we can save a lot of computation time in generation. The benefit of this truncation is illustrated in Figure 1, where the bottom row shows the truncated diffusion chain. We can see that the data are only partially corrupted by noise and still retain some features of the original data. This means that we can recover the data more easily and accurately by applying a few Gaussian denoising steps from the corrupted data. Moreover, we do not change the diffusion rates β_t for the first T_{trunc} steps, so we do not compromise the quality of the forward and reverse processes between time 0 and T_{trunc} .

However, truncating the forward chain also introduces a new challenge for the reverse process. Unlike the original chain, where the starting point of the reverse process is $\mathbf{x}_T \sim \mathcal{N}(\mathbf{0}, \mathbf{I})$, the truncated chain has an unknown distribution of the corrupted data at step T_{trunc} . This makes it difficult to sample from this distribution and initiate the reverse process. To overcome this challenge, we introduce an implicit generative model that approximates the distribution of the corrupted data by minimizing a divergence measure between the implicit and the true noisy distributions at step T_{trunc} . This way, we can use the implicit model to sample the starting point of the reverse process and then apply the learned denoising network to generate the data.

3.2 Hand-crafted TDPM objective function

Mathematically, recall that the DDPM loss in (3) consists of three terms: \mathcal{L}_0 , $\sum_{t=2}^T \mathcal{L}_{t-1}$, and \mathcal{L}_T . The training objective of a conventional diffusion model focuses on terms $\sum_{t=2}^T \mathcal{L}_{t-1}$ and \mathcal{L}_0 . It assumes \mathcal{L}_T does not depend on any parameter and will be close to zero by carefully pre-defining the forward noising process such that $q(\mathbf{x}_T | \mathbf{x}_0) \approx p(\mathbf{x}_T) = \mathcal{N}(\mathbf{0}, \mathbf{I})$.

When the diffusion chains are truncated at time $T_{\text{trunc}} \ll T$, the forward diffusion ends at time T_{trunc} , where the marginal distribution of the forward diffusion-corrupted data can be expressed as

$$q(\mathbf{x}_{T_{\text{trunc}}}) := \int q(\mathbf{x}_{T_{\text{trunc}}} | \mathbf{x}_0) p(\mathbf{x}_0) d\mathbf{x}_0. \quad (7)$$

As $p(\mathbf{x}_0)$ is unknown and hence $q(\mathbf{x}_{T_{\text{trunc}}})$ is often intractable, to reverse this truncated forward diffusion chain, we can no longer start the reverse diffusion chain from a known distribution such as $\mathcal{N}(\mathbf{0}, \mathbf{I})$. To this end, we propose TDPM that starts the reverse chain at time T_{trunc} from $p_\psi(\mathbf{x}_{T_{\text{trunc}}})$, an implicit distribution parameterized by ψ . We match $p_\psi(\mathbf{x}_{T_{\text{trunc}}})$ to $q(\mathbf{x}_{T_{\text{trunc}}})$ via a loss term as $\tilde{\mathcal{L}}_{T_{\text{trunc}}} := \mathcal{D}(q(\mathbf{x}_{T_{\text{trunc}}}) || p_\psi(\mathbf{x}_{T_{\text{trunc}}}))$, where $\mathcal{D}(q || p)$ is a statistical distance between distributions q and p , such as the Jensen–Shannon divergence and Wasserstein distance. As we keep all the diffusion steps before time T_{trunc} in TDPM the same as those in DDPM, we combine $\tilde{\mathcal{L}}_{T_{\text{trunc}}}$ with all the loss terms of DDPM before time T_{trunc} in (3) to define the TDPM loss as

$$\mathcal{L}_{\text{TDPM}} := \sum_{t=1}^{T_{\text{trunc}}} \mathcal{L}_{t-1}(\theta) + \tilde{\mathcal{L}}_{T_{\text{trunc}}}(\psi), \quad \tilde{\mathcal{L}}_{T_{\text{trunc}}}(\psi) := \mathcal{D}(q(\mathbf{x}_{T_{\text{trunc}}}) || p_\psi(\mathbf{x}_{T_{\text{trunc}}})) \quad (8)$$

We note while in general $p_\psi(\mathbf{x}_{T_{\text{trunc}}})$ in TDPM is intractable, we can employ a deep neural network-based generator G_ψ to generate a random sample in a single step via

$$\mathbf{x}_{T_{\text{trunc}}} = G_\psi(\mathbf{z}), \quad \mathbf{z} \sim \mathcal{N}(\mathbf{0}, \mathbf{I}). \quad (9)$$

We will discuss later that we may simply let $\psi = \theta$ to avoid adding more parameters.

3.3 TDPM as diffusion-based adversarial auto-encoder

Following the terminology of AAE, let us define the prior as $p_\psi(\mathbf{x}_{T_{\text{trunc}}})$, the decoder (likelihood) as

$$p_\theta(\mathbf{x}_0 | \mathbf{x}_{T_{\text{trunc}}}) := \int \dots \int \left[\prod_{t=1}^{T_{\text{trunc}}} p_\theta(\mathbf{x}_{t-1} | \mathbf{x}_t) \right] d\mathbf{x}_{T_{\text{trunc}}-1} \dots d\mathbf{x}_1, \quad (10)$$

which is empowered by a reverse diffusion chain of length T_{trunc} , and the encoder (variational posterior) as $q(\mathbf{x}_{T_{\text{trunc}}} | \mathbf{x}_0)$. Thus we can view $q(\mathbf{x}_{T_{\text{trunc}}})$ defined in (7) as the aggregated posterior [Hoffman and Johnson, 2016, Tomczak and Welling, 2018]. In addition to imposing an auto-encoding data-reconstruction loss, the key idea of the AAE [Makhzani et al., 2015] is to also match the aggregated posterior to a fixed prior. This idea differs AAE from a VAE that regularizes the auto-encoder by matching the variational posterior to a fixed prior under the KL divergence. To this end, we introduce a diffusion-based AAE (Diffusion-AAE), whose loss function is defined as

$$\mathcal{L}_{\text{Diffusion-AAE}} = -\mathbb{E}_{q(\mathbf{x}_0)} \mathbb{E}_{q(\mathbf{x}_{T_{\text{trunc}}} | \mathbf{x}_0)} \log p_\theta(\mathbf{x}_0 | \mathbf{x}_{T_{\text{trunc}}}) + \mathcal{D}(q(\mathbf{x}_{T_{\text{trunc}}}) || p_\psi(\mathbf{x}_{T_{\text{trunc}}})) \quad (11)$$

Diffusion-AAE has two notable differences from a vanilla AAE: 1) its encoder is fixed and has no learnable parameters, while its prior is not fixed and is optimized to match the aggregated posterior, and 2) its decoder is a reverse diffusion chain, with T_{trunc} stochastic layers all parameterized by θ .

Note in general as the likelihood in (10) is intractable, the first loss term in (11) is intractable. However, the loss of Diffusion-AAE is upper bounded by the loss of TDPM, as described below.

Theorem 3.1. *The Diffusion-AAE loss in (11) is upper bounded by the TDPM loss in (8):*

$$\mathcal{L}_{\text{Diffusion-AAE}} \leq \mathcal{L}_{\text{TDPM}}.$$

3.4 Matching the prior to aggregated posterior

Via the loss term $\tilde{\mathcal{L}}_{T_{\text{trunc}}} := \mathcal{D}(q(\mathbf{x}_{T_{\text{trunc}}}) || p_{\psi}(\mathbf{x}_{T_{\text{trunc}}}))$ in (8), we aim to match the prior $p_{\psi}(\mathbf{x}_{T_{\text{trunc}}})$ to the aggregated posterior $q(\mathbf{x}_{T_{\text{trunc}}})$ in TDPM. While we have an analytic density function for neither p nor q , we can easily draw random samples from both of them. Thus, we explore the use of two different types of statistical distances that can be estimated from samples of both q and p . We empirically show that TDPM can achieve good performance regardless of which distance is used for optimization.

One possible statistical distance is based on the idea of GANs [Goodfellow et al., 2014, Arjovsky et al., 2017, Bińkowski et al., 2018], which are widely used to learn implicit distributions from empirical data. In this setting, we use a generator $G_{\psi}(\cdot) : \mathbb{R}^d \rightarrow \mathbb{R}^d$ to transform samples from an isotropic Gaussian $p(\mathbf{z})$ into samples that approximate the corrupted data, and a discriminator $D_{\phi}(\cdot) : \mathbb{R}^d \rightarrow [0, 1]$ to distinguish between the samples from the corrupted data distribution $q(\mathbf{x}_{T_{\text{trunc}}} | \mathbf{x}_0)$ and the implicit generative distribution $p_{\psi}(\mathbf{x}_{T_{\text{trunc}}})$. The generator and the discriminator are trained by the following objective $\mathcal{L}_{T_{\text{trunc}}}^{\text{GAN}}$:

$$\min_{\psi} \max_{\phi} \mathbb{E}_{\mathbf{x} \sim q(\mathbf{x}_{T_{\text{trunc}}})} [\log D_{\phi}(\mathbf{x})] + \mathbb{E}_{\mathbf{z} \sim p(\mathbf{z})} [\log(1 - D_{\phi}(G_{\psi}(\mathbf{z})))] \quad (12)$$

3.5 Training algorithm

As the objective in Equation 8 is a sum of different terms, following DDPM [Ho et al., 2020] to fix the terms $\Sigma_{\theta}(x_t, t) = \sigma_t^2 \mathbf{I}$, we can simplify $\frac{1}{T_{\text{trunc}}} \sum_{t=1}^{T_{\text{trunc}}} \mathcal{L}_{t-1}$ as an expectation defined as

$$\mathcal{L}_{\text{simple_trunc}} = \mathbb{E}_{t, \mathbf{x}_0, \epsilon_t} [||\epsilon_t - \epsilon_{\theta}(\mathbf{x}_t, t)||^2], \quad t \sim \text{Unif}(1, 2, \dots, T_{\text{trunc}}), \quad \epsilon_t \sim \mathcal{N}(\mathbf{0}, \mathbf{I}) \quad (13)$$

where ϵ_t is an injected noise at a uniformly sampled timestep index t , $\mathbf{x}_t = \sqrt{\alpha_t} \mathbf{x}_0 + \sqrt{1 - \alpha_t} \epsilon_t$ is a noisy image at time t , and ϵ_{θ} is a denoising U-Net that predicts the noise in order to refine the noisy image \mathbf{x}_t . Therefore the final simplified version of (8) is constructed as

$$\mathcal{L}_{\text{TDPM}}^{\text{GAN}} = \mathcal{L}_{\text{simple_trunc}} + \lambda \mathcal{L}_{T_{\text{trunc}}}^{\text{GAN}}. \quad (14)$$

While λ , the weight of $\mathcal{L}_{T_{\text{trunc}}}$, can be tuned, we fix it as one for simplicity. Here the TDPM objective consists of two parts: the denoising part ϵ_{θ} is focused on denoising the truncated chain, getting updated from $\mathcal{L}_{\text{simple_trunc}}$, while the implicit part G_{ψ} is focused on minimizing $\mathbb{E}_q[\mathcal{D}(q(\mathbf{x}_{T_{\text{trunc}}}) || p_{\psi}(\mathbf{x}_{T_{\text{trunc}}}))]$, getting updated from either $\mathcal{L}_{T_{\text{trunc}}}^{\text{GAN}}$ or $\mathcal{L}_{T_{\text{trunc}}}^{\text{CT}}$. We empirically find out the two objectives in Equation 14 have no significant difference in performance as long as the generator is well trained.

An interesting finding of this paper is that we do not necessarily need to introduce a separate set of parameters ψ for the generator G_{ψ} , as we can simply reuse the same parameters θ of the reverse diffusion model (*i.e.*, let $\psi = \theta$) without clearly hurting the empirical performance. This suggests that the reverse diffusion process from T to T_{trunc} could be effectively approximated by a single step using the same network architecture and parameters as the reverse diffusion steps from T_{trunc} to 0.

Therefore, we provide two configurations to parameterize the implicit distributions. **1)** To save parameters, we let the implicit generator and denoising model share the same U-Net parameters but using different time step indices. Specifically, we first use $\mathbf{x}_{T_{\text{trunc}}} = G_{\psi}(\mathbf{x}_T) = \epsilon_{\theta}(\mathbf{x}_T, t=T_{\text{trunc}}+1)$, where $\mathbf{x}_T \sim \mathcal{N}(\mathbf{0}, \mathbf{I})$, to generate a noisy image at time T_{trunc} . **2)** We further explore employing a different model, *e.g.*, StyleGAN2 [Karras et al., 2020a], for the implicit generator, which provides better performance but increases the model size to get $\mathbf{x}_{T_{\text{trunc}}}$. Then for $t = T_{\text{trunc}}, \dots, 1$, we iteratively refine it as $\mathbf{x}_{t-1} = \frac{1}{\sqrt{\alpha_t}}(\mathbf{x}_t - \frac{1-\alpha_t}{\sqrt{1-\alpha_t}}\epsilon_{\theta}(\mathbf{x}_t, t)) + \beta_t \mathbf{z}_t$, where $\mathbf{z}_t \sim \mathcal{N}(\mathbf{0}, \mathbf{I})$ when $t > 1$ and $\mathbf{z}_1 = \mathbf{0}$. This process is depicted in Algorithms 1 and 2 in the Appendix.

4 Related work

Diffusion probabilistic models [Sohl-Dickstein et al., 2015, Ho et al., 2020] employ a forward Markov chain to diffuse the data to noise and learn the reversal of such a diffusion process. With the idea of exploiting the Markov operations [Goyal et al., 2017, Alain et al., 2016, Bordes et al., 2017], diffusion models achieve great success and inspire a variety of tasks including image generation and audio generation [Kong et al., 2020, Chen et al., 2020, Jolicœur-Martineau et al., 2020, Vahdat et al., 2021]. Recently, plenty of studies have been proposed to generalize diffusion model to continuous time diffusion and improve the diffusion models in likelihood estimation [Vincent, 2011, Song and Ermon, 2020, 2019, Nichol and Dhariwal, 2021, Song et al., 2021b,a, Kingma et al., 2021].

Another mainstream is to improve the sampling efficiency of diffusion models, which are known for their enormous number of sampling steps. Luhman and Luhman [2021] improve diffusion processes with knowledge distillation and San-Roman et al. [2021] propose a learnable adaptive noise schedule. Song et al. [2020] and Kong and Ping [2021] exploit non-Markovian diffusion processes and shorten the denoising segments. Jolicœur-Martineau et al. [2021] and Huang et al. [2021] use better SDE solvers for continuous-time models. Aside from these works, recently other types of generative models such as VAEs [Kingma and Welling, 2013], GANs [Goodfellow et al., 2014], and autoregressive models [van den Oord et al., 2016] have been incorporated to diffusion models. They are shown to benefit each other [Xiao et al., 2022, Pandey et al., 2022, Meng et al., 2021] and have closer relation to our work. Xiao et al. [2022] consider the use of implicit models [Huszár, 2017, Mohamed and Lakshminarayanan, 2016, Tran et al., 2017, Yin and Zhou, 2018, Li and Malik, 2018] to boost the efficiency of diffusion models, where they deploy implicit models in each denoising step, which has higher difficulty in the training as the number of diffusion steps increases. Pandey et al. [2022] build diffusion models on top of the output of VAEs for refinement. Our work is also related if viewing TDPM as a diffusion model on top of an implicit model, where the implicit model can be parameterized with the U-Net or a separate network.

5 Experiments

We aim to demonstrate that TDPM can generate good samples faster by using fewer steps of reverse diffusion. We use different image datasets to test our method and follow the same setting as other diffusion models [Ho et al., 2020, Nichol and Dhariwal, 2021, Dhariwal and Nichol, 2021, Rombach et al., 2022] for our backbones. We also have two ways to set up the implicit generator that starts the reverse diffusion. One way is to reuse the denoising network, and the other way is to use a separate network. We try both ways for generating images without any labels. For generating images from text, we use the first way with the LDM backbone. We provide comprehensive details, toy examples, and additional experimental results in Appendices C.4-C.8.

We use FID (lower is better) and Recall (higher is better) to measure the fidelity and diversity, respectively, of the generated images. We use CIFAR-10 [Krizhevsky et al., 2009], LSUN-bedroom, and LSUN-Church [Yu et al., 2015] datasets in unconditional experiments, and CUB-200 [Welinder et al., 2010] and MS-COCO [Lin et al., 2014] for text-to-image experiments. The images consist of 32×32 pixels for CIFAR-10 and 256×256 pixels for the other datasets.

5.1 Efficiency in both training and sampling

We first look at the results on CIFAR-10. We use DDPM [Ho et al., 2020] or improved DDPM [Nichol and Dhariwal, 2021] as our backbones. We use 4, 49, or 99 steps of reverse diffusion, which corresponds to 5, 50, or 100 number of function evaluations (NFE). For the implicit generator, we either reuse the denoising U-Net or use a StyleGAN2 network (respectively, we call them TDPM and TDPM+).

Table 1 shows that our TDPM can get good FID with fewer NFE. TDPM+ can get even better FID, and it is the best when NFE=100. Compared with TDPM with 0 steps of reverse diffusion (a GAN with DDPM’s U-Net as generator and StyleGAN2 as discriminator) and StyleGAN2, TDPM with more than 0 steps of reverse diffusion has better recall and the FID is as good as StyleGAN2-ADA (a GAN with data augmentation for better training).

Table 1: Results of unconditional generation on CIFAR-10, with the best IS, FID, and Recall in each group marked in bold. To compare TDPM ($T_{\text{Trunc}}=0$) with GAN-based methods, we use DDPM backbone as generator and StyleGAN2 discriminator.

Method	NFE	FID↓	Recall↑
DDPM backbone			
DDPM	1000	3.21	0.57
TDPM ($T_{\text{Trunc}}=99$)	100	3.10	0.57
TDPM+ ($T_{\text{Trunc}}=99$)	100	2.88	0.58
DDIM	50	4.67	0.53
TDPM ($T_{\text{Trunc}}=49$)	50	3.30	0.57
TDPM+ ($T_{\text{Trunc}}=49$)	50	2.94	0.58
TDPM ($T_{\text{Trunc}}=4$)	5	3.34	0.57
TDPM+ ($T_{\text{Trunc}}=4$)	5	3.21	0.57
Improved DDPM backbone			
Improved DDPM	4000	2.90	0.58
TDPM ($T_{\text{Trunc}}=99$)	100	2.97	0.57
TDPM+ ($T_{\text{Trunc}}=99$)	100	2.83	0.58
Improved DDPM+DDIM	50	3.92	0.55
TDPM ($T_{\text{Trunc}}=49$)	50	3.11	0.57
TDPM+ ($T_{\text{Trunc}}=49$)	50	2.96	0.58
TDPM ($T_{\text{Trunc}}=4$)	5	3.51	0.55
TDPM+ ($T_{\text{Trunc}}=4$)	5	3.17	0.57
GAN-based			
StyleGAN2	1	8.32	0.41
StyleGAN2-ADA	1	2.92	0.49
TDPM ($T_{\text{Trunc}}=0$)	1	7.34	0.46

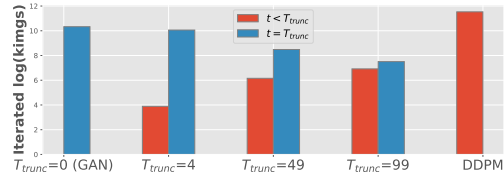




Figure 2: The required iterations (measured with iterated images) to converge in the training. The iterations for $t < T_{\text{Trunc}}$ (ϵ_θ) and $t = T_{\text{Trunc}}$ (G_ψ) are marked in red and blue respectively.



DDPM backbone



Improved DDPM backbone

Figure 4: Random generations of TDPM on CIFAR-10 using DDPM or Improved DDPM backbone.

This means TDPM can largely avoid the mode missing problem in GANs. We show some examples of generated images on CIFAR-10 in Figure 4.

We also check how fast TDPM can train and sample. In training, we count how many images TDPM needs to well fit the truncated diffusion chain and the implicit prior. Figure 2 shows that when we use fewer steps of reverse diffusion, the diffusion part needs less time to train. But the implicit prior needs more time to train because it has to model a harder distribution, *e.g.*, fitting the implicit prior with 4 diffusion steps needs similar time to directly fit it on the data. When we use 99 steps of reverse diffusion, the diffusion chain and the implicit prior need similar time to train, and the whole model trains faster than both GAN and DDPM. In sampling, we compare TDPM with 0, 1, 4, 49, or 99 steps of reverse diffusion. We report both FID and the sampling time (s/image) on one NVIDIA V100 GPU in Figure 3. When we use 4 steps of reverse diffusion, the FID is much lower than 0 steps, and the

Table 2: Results on LSUN-Church and LSUN-Bedroom (resolution 256×256). Similar to Table 1, TDPM ($T_{\text{Trunc}}=0$) uses DDPM backbone for the generator.

Method	NFE	Church FID	Bedroom FID
DDPM backbone			
DDPM	1000	7.89	4.90
TDPM ($T_{\text{Trunc}}=99$)	100	4.33	3.95
TDPM+ ($T_{\text{Trunc}}=99$)	100	3.98	3.67
DDIM	50	10.58	6.62
TDPM ($T_{\text{Trunc}}=49$)	50	5.35	4.10
TDPM+ ($T_{\text{Trunc}}=49$)	50	4.34	3.98
TDPM ($T_{\text{Trunc}}=4$)	5	4.98	4.16
TDPM+ ($T_{\text{Trunc}}=4$)	5	4.89	4.09
ADM backbone			
ADM	1000	3.49	1.90
ADM+DDIM	250	6.45	2.31
TDPM ($T_{\text{Trunc}}=99$)	100	4.41	2.24
TDPM+ ($T_{\text{Trunc}}=99$)	100	3.61	1.88
TDPM ($T_{\text{Trunc}}=49$)	50	4.57	2.92
TDPM+ ($T_{\text{Trunc}}=49$)	50	3.67	1.89
TDPM ($T_{\text{Trunc}}=4$)	5	5.61	7.92
TDPM+ ($T_{\text{Trunc}}=4$)	5	4.66	4.01
GAN-based			
StyleGAN2	1	3.93	3.98
StyleGAN2-ADA	1	4.12	7.89
TDPM ($T_{\text{Trunc}}=0$)	1	4.77	5.24

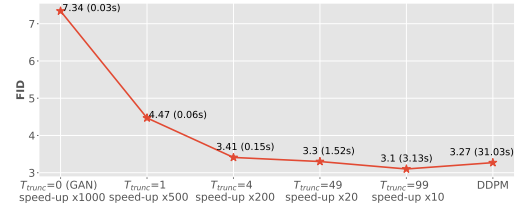


Figure 3: Evolution of FID and corresponding GPU time (s/image) across different timesteps in the sampling stage.



Figure 5: Randomly generated images of TDPM using ADM [Dhariwal and Nichol, 2021] backbone on LSUN-Church and LSUN-Bedroom (256×256), with $T_{\text{trunc}} = 4, 49$, and 99 . Note $\text{NFE} = T_{\text{trunc}} + 1$ in TDPM. Each group presents generated samples from the full model $p_{\theta}(\mathbf{x}_0)$ (left) and its implicit prior $\sim p_{\theta}(\mathbf{x}_{T_{\text{trunc}}})$ (right); the full model sample is obtained by refining the implicit prior sample via the truncated reverse diffusion chain.

sampling time is slightly longer. When we use more steps of reverse diffusion, the FID goes down slowly, but the sampling time goes up linearly. When we use 99 steps of reverse diffusion, the FID of TDPM is better than DDPM with 1000 steps. Because the FID does not change much when we use more steps of reverse diffusion, we suggest using a small number of steps, such as 4 or more, to balance the quality and speed of generation.

5.2 Results on high-resolution images

To test the performance of the proposed truncation method on high-resolution images, we train TDPM using two different diffusion models, DDPM [Ho et al., 2020] and ADM [Dhariwal and Nichol, 2021], as backbones on two datasets of 256×256 resolution, LSUN-Church and LSUN-Bedroom [Yu et al., 2015]. We compare the FIDs of TDPM with those of the backbone models and some state-of-the-art GANs in Tables 2. The results show that TDPM can generate images of similar quality with much smaller truncation steps T_{trunc} , which means that it can produce images significantly faster than the backbone models. We also visualize the samples from the implicit distribution $\mathbf{x}_{T_{\text{trunc}}} \sim p_{\theta}(\mathbf{x}_{T_{\text{trunc}}})$ that TDPM generates and the corresponding \mathbf{x}_0 that it finishes at the end of reverse chain in Figure 5.

5.3 Text-to-image generation

Besides unconditional generation tasks, we develop for text-to-image generation the TLDM, a conditional version of TDPM that leverages as the backbone the LDM of Rombach et al. [2022], which is a state-of-the-art publicly released model with 1.45B parameters pre-trained on LAION-400M [Schuhmann et al., 2021]. LDM consists of a fixed auto-encoder for pixel generation and a latent-diffusion module to connect text and image embeddings. Here we fine-tune its latent-diffusion part on CUB-200 and MS-COCO datasets with 25K and 100K steps as the baseline. Similar to the unconditional case, we fine-tune with the LDM loss for $t < T_{\text{Trunc}}$ and GAN loss for $t = T_{\text{Trunc}}$. More details about the setting can be found in Appendix C.6.

The results of LDM with different DDIM sampling steps and TLDM with different truncated steps are summarized in Figure 6 and Table 3. Similar to applying diffusion directly on the original image-pixel space, when the diffusion chain is applied in the latent space, we observe TLDM can achieve comparable or better performance than LDM even

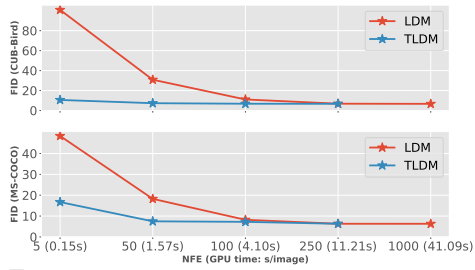


Figure 6: Quantitative text-to-image results (FID and GPU time) across different NFE.

Table 3: Numerical results of Figure 6. The GPU time of sampling (s/image) is measured on one single NVIDIA A100 GPU.

NFE	GPU time	CUB-Bird		MS-COCO	
		LDM	TLDM	LDM	TLDM
5	0.15	100.81	10.59	48.41	16.7
50	1.57	30.85	7.32	18.25	7.47
100	4.10	11.07	6.79	8.2	7.22
250	11.21	6.82	6.72	6.3	6.29
1000	41.09	6.68	-	6.29	-




Figure 7: Example text-to-image generation results of LDM and TLDM (*i.e.*, TDPM with LDM backbone) finetuned on CUB-200 (top row) or MS-COCO (bottom row), setting the number of times iterating through the reverse diffusion U-Net as 100 (left column), 50 (middle column), or 5 (right column).

though it has shortened the diffusion chain of LDM to have much fewer reverse diffusion steps. For the case that NFE is as small as 5, we note although the FID of TLDM has become higher due to using fewer diffusion steps, the generated image using TLDM at NFE=5 is still visually appealing, as shown in Figure 7. Compared with 50 and 250 steps using LDM, the sampling speed of TLDM using 5 steps is 10 and 50 times faster, respectively, while largely preserving generation quality. We provide additional text-to-image generation results of TLDM in Appendix C.8.

6 Conclusion

In this paper, we investigate how to reduce the trajectory length of the diffusion chain to achieve efficient sampling without loss of generation quality. We propose truncated diffusion probabilistic modeling (TDPM) that truncates the length of a diffusion chain. In this way, TDPM can use a much shorter diffusion chain, while being required to start the reverse denoising process from an intractable distribution. We propose to learn such a distribution with an implicit generative model powered by the same U-Net used for denoising diffusion, and validate with multiple ways to learn the implicit distribution to ensure the robustness of the proposed TDPM. We reveal that TDPM can be cast as an adversarial auto-encoder with a learnable implicit prior. We conduct extensive experiments on both synthetic and real image data to demonstrate the effectiveness of TDPM in terms of both sample quality and efficiency, where the diffusion chain can be shortened to have only a few steps.

Change Log

- arXiv v1: Initial version of TDPM, CIFAR-10, CelebA, CelebA-HQ and LSUN experiments are based on DDPM framework.
- arXiv v2: (1) Added results of $T_{\text{Trunc}} = 0$ to highlight the usefulness of the truncated diffusion chain; (2) added results of using a separate network to parameterize the implicit prior; (3) added analysis on sampling speed vs. FID.

- arXiv v3: (1) Added more theoretical analysis, making connection with Variational Autoencoder (VAE), Adversarial Autoencoder (AAE) with Theorem 1; (2) Updated results using DDPM (got improved results with better tuning); (3) added results using improved DDPM, ADM backbone; (4) Added conditional formulation in Appendix C.3; (5) added text-to-image results with LDM backbone, providing good text-conditional generated results using small number of reverse steps; (6) added more detailed description of the training and sampling stage. (* The title is updated.)

References

- Guillaume Alain, Yoshua Bengio, Li Yao, Jason Yosinski, Eric Thibodeau-Laufer, Saizheng Zhang, and Pascal Vincent. Gsns: generative stochastic networks. *Information and Inference: A Journal of the IMA*, 5(2):210–249, 2016.
- Martin Arjovsky and Leon Bottou. Towards principled methods for training generative adversarial networks. In *International Conference on Learning Representations*, 2017. URL https://openreview.net/forum?id=Hk4_qw5xe.
- Martin Arjovsky, Soumith Chintala, and Léon Bottou. Wasserstein generative adversarial networks. In *Proceedings of the 34th International Conference on Machine Learning-Volume 70*, pages 214–223, 2017.
- Mikołaj Bińkowski, Dougal J. Sutherland, Michael Arbel, and Arthur Gretton. Demystifying MMD GANs. In *International Conference on Learning Representations*, 2018. URL <https://openreview.net/forum?id=r1lU0zWCW>.
- David M Blei, Alp Kucukelbir, and Jon D McAuliffe. Variational inference: A review for statisticians. *Journal of the American statistical Association*, 112(518):859–877, 2017.
- Florian Bordes, Sina Honari, and Pascal Vincent. Learning to generate samples from noise through infusion training. *arXiv preprint arXiv:1703.06975*, 2017.
- Andrew Brock, Jeff Donahue, and Karen Simonyan. Large scale GAN training for high fidelity natural image synthesis. In *International Conference on Learning Representations*, 2019. URL <https://openreview.net/forum?id=B1xsqj09Fm>.
- Nanxin Chen, Yu Zhang, Heiga Zen, Ron J. Weiss, Mohammad Norouzi, and William Chan. Wavegrad: Estimating gradients for waveform generation, 2020.
- Jacob Devlin, Ming-Wei Chang, Kenton Lee, and Kristina Toutanova. Bert: Pre-training of deep bidirectional transformers for language understanding. *arXiv preprint arXiv:1810.04805*, 2018.
- Prafulla Dhariwal and Alexander Quinn Nichol. Diffusion models beat GANs on image synthesis. In A. Beygelzimer, Y. Dauphin, P. Liang, and J. Wortman Vaughan, editors, *Advances in Neural Information Processing Systems*, 2021. URL <https://openreview.net/forum?id=AAWuCVzaVt>.
- W Feller. On the theory of stochastic processes, with particular reference to applications. In *Proceedings of the [First] Berkeley Symposium on Mathematical Statistics and Probability*, pages 403–432. University of California Press, 1949.
- Ian Goodfellow, Jean Pouget-Abadie, Mehdi Mirza, Bing Xu, David Warde-Farley, Sherjil Ozair, Aaron Courville, and Yoshua Bengio. Generative adversarial nets. In *Advances in Neural Information Processing Systems*, pages 2672–2680, 2014.
- Anirudh Goyal, Nan Rosemary Ke, Surya Ganguli, and Yoshua Bengio. Variational walk-back: Learning a transition operator as a stochastic recurrent net. *arXiv preprint arXiv:1711.02282*, 2017.
- Ishaan Gulrajani, Faruk Ahmed, Martin Arjovsky, Vincent Dumoulin, and Aaron C Courville. Improved training of Wasserstein GANs. In *Advances in Neural Information Processing Systems*, pages 5767–5777, 2017.

- Kaiming He, Xiangyu Zhang, Shaoqing Ren, and Jian Sun. Deep residual learning for image recognition. In *Proceedings of the IEEE conference on computer vision and pattern recognition*, pages 770–778, 2016.
- Jonathan Ho and Tim Salimans. Classifier-free diffusion guidance. *arXiv preprint arXiv:2207.12598*, 2022.
- Jonathan Ho, Ajay Jain, and Pieter Abbeel. Denoising diffusion probabilistic models. In *Advances in Neural Information Processing Systems*, 2020.
- Matthew D Hoffman and Matthew J Johnson. ELBO surgery: yet another way to carve up the variational evidence lower bound. In *Workshop in Advances in Approximate Bayesian Inference, NIPS*, volume 1, 2016.
- Chin-Wei Huang, Jae Hyun Lim, and Aaron Courville. A variational perspective on diffusion-based generative models and score matching. *arXiv preprint arXiv:2106.02808*, 2021.
- Ferenc Huszár. Variational inference using implicit distributions. *arXiv preprint arXiv:1702.08235*, 2017.
- Aapo Hyvärinen and Peter Dayan. Estimation of non-normalized statistical models by score matching. *Journal of Machine Learning Research*, 6(4), 2005.
- Alexia Jolicoeur-Martineau, Rémi Piché-Taillefer, Rémi Tachet des Combes, and Ioannis Mitliagkas. Adversarial score matching and improved sampling for image generation, 2020.
- Alexia Jolicoeur-Martineau, Ke Li, Rémi Piché-Taillefer, Tal Kachman, and Ioannis Mitliagkas. Gotta go fast when generating data with score-based models. *arXiv preprint arXiv:2105.14080*, 2021.
- Tero Karras, Samuli Laine, and Timo Aila. A style-based generator architecture for generative adversarial networks. In *Proceedings of the IEEE/CVF Conference on Computer Vision and Pattern Recognition*, pages 4401–4410, 2019.
- Tero Karras, Miika Aittala, Janne Hellsten, Samuli Laine, Jaakko Lehtinen, and Timo Aila. Training generative adversarial networks with limited data. *arXiv preprint arXiv:2006.06676*, 2020a.
- Tero Karras, Samuli Laine, Miika Aittala, Janne Hellsten, Jaakko Lehtinen, and Timo Aila. Analyzing and improving the image quality of stylegan. In *Proceedings of the IEEE conference on computer vision and pattern recognition*, 2020b.
- Diederik Kingma and Jimmy Ba. Adam: A method for stochastic optimization. In Yoshua Bengio and Yann LeCun, editors, *3rd International Conference on Learning Representations, ICLR 2015, San Diego, CA, USA, May 7-9, 2015, Conference Track Proceedings*, 2015. URL <http://arxiv.org/abs/1412.6980>.
- Diederik Kingma and Max Welling. Auto-encoding variational Bayes. *arXiv preprint arXiv:1312.6114*, 2013.
- Diederik Kingma, Tim Salimans, Ben Poole, and Jonathan Ho. Variational diffusion models. *Advances in neural information processing systems*, 34:21696–21707, 2021.
- Zhifeng Kong and Wei Ping. On fast sampling of diffusion probabilistic models. *arXiv preprint arXiv:2106.00132*, 2021.
- Zhifeng Kong, Wei Ping, Jiaji Huang, Kexin Zhao, and Bryan Catanzaro. Diffwave: A versatile diffusion model for audio synthesis, 2020.
- Alex Krizhevsky, Geoffrey Hinton, et al. Learning multiple layers of features from tiny images. 2009.
- Tuomas Kynkäänniemi, Tero Karras, Samuli Laine, Jaakko Lehtinen, and Timo Aila. Improved precision and recall metric for assessing generative models. *Advances in Neural Information Processing Systems*, 32, 2019.

- Cheng-Han Lee, Ziwei Liu, Lingyun Wu, and Ping Luo. Maskgan: Towards diverse and interactive facial image manipulation. In *IEEE Conference on Computer Vision and Pattern Recognition (CVPR)*, 2020.
- Ke Li and Jitendra Malik. Implicit maximum likelihood estimation. *arXiv preprint arXiv:1809.09087*, 2018.
- Tsung-Yi Lin, Michael Maire, Serge Belongie, James Hays, Pietro Perona, Deva Ramanan, Piotr Dollár, and C Lawrence Zitnick. Microsoft coco: Common objects in context. In *European conference on computer vision*, pages 740–755. Springer, 2014.
- Ziwei Liu, Ping Luo, Xiaogang Wang, and Xiaoou Tang. Deep learning face attributes in the wild. In *Proceedings of the IEEE international conference on computer vision*, pages 3730–3738, 2015.
- Eric Luhman and Troy Luhman. Knowledge distillation in iterative generative models for improved sampling speed. *arXiv preprint arXiv:2101.02388*, 2021.
- Alireza Makhzani, Jonathon Shlens, Navdeep Jaitly, Ian Goodfellow, and Brendan Frey. Adversarial autoencoders. *arXiv preprint arXiv:1511.05644*, 2015.
- Chenlin Meng, Jiaming Song, Yang Song, Shengjia Zhao, and Stefano Ermon. Improved autoregressive modeling with distribution smoothing. *arXiv preprint arXiv:2103.15089*, 2021.
- Takeru Miyato, Toshiki Kataoka, Masanori Koyama, and Yuichi Yoshida. Spectral normalization for generative adversarial networks. In *International Conference on Learning Representations*, 2018.
- Shakir Mohamed and Balaji Lakshminarayanan. Learning in implicit generative models. *arXiv preprint arXiv:1610.03483*, 2016.
- Radford M Neal. MCMC using Hamiltonian dynamics. *Handbook of Markov Chain Monte Carlo*, page 113, 2011.
- Alex Nichol and Prafulla Dhariwal. Improved denoising diffusion probabilistic models. *arXiv preprint arXiv:2102.09672*, 2021.
- Sebastian Nowozin, Botond Cseke, and Ryota Tomioka. f-GAN: Training generative neural samplers using variational divergence minimization. In *Advances in neural information processing systems*, 2016.
- Kushagra Pandey, Avideep Mukherjee, Piyush Rai, and Abhishek Kumar. Diffusevae: Efficient, controllable and high-fidelity generation from low-dimensional latents. *arXiv preprint arXiv:2201.00308*, 2022.
- Alec Radford, Luke Metz, and Soumith Chintala. Unsupervised representation learning with deep convolutional generative adversarial networks. *arXiv preprint arXiv:1511.06434*, 2015.
- Ali Razavi, Aaron Van den Oord, and Oriol Vinyals. Generating diverse high-fidelity images with VQ-VAE-2. *Advances in neural information processing systems*, 32, 2019.
- Danilo Jimenez Rezende, Shakir Mohamed, and Daan Wierstra. Stochastic backpropagation and approximate inference in deep generative models. In *International conference on machine learning*, pages 1278–1286. PMLR, 2014.
- Robin Rombach, Andreas Blattmann, Dominik Lorenz, Patrick Esser, and Björn Ommer. High-resolution image synthesis with latent diffusion models. In *Proceedings of the IEEE/CVF Conference on Computer Vision and Pattern Recognition*, pages 10684–10695, 2022.
- Olaf Ronneberger, Philipp Fischer, and Thomas Brox. U-net: Convolutional networks for biomedical image segmentation. In *International Conference on Medical image computing and computer-assisted intervention*. Springer, 2015.

- Tim Salimans and Jonathan Ho. Progressive distillation for fast sampling of diffusion models. In *International Conference on Learning Representations*, 2022. URL <https://openreview.net/forum?id=TIIdIXIpzhoI>.
- Robin San-Roman, Eliya Nachmani, and Lior Wolf. Noise estimation for generative diffusion models. *arXiv preprint arXiv:2104.02600*, 2021.
- Christoph Schuhmann, Richard Vencu, Romain Beaumont, Robert Kaczmarczyk, Clayton Mullis, Aarush Katta, Theo Coombes, Jenia Jitsev, and Aran Komatsuzaki. Laion-400m: Open dataset of clip-filtered 400 million image-text pairs. *arXiv preprint arXiv:2111.02114*, 2021.
- Jascha Sohl-Dickstein, Eric A. Weiss, Niru Maheswaranathan, and Surya Ganguli. Deep unsupervised learning using nonequilibrium thermodynamics, 2015.
- Jiaming Song, Chenlin Meng, and Stefano Ermon. Denoising diffusion implicit models, 2020.
- Yang Song and Stefano Ermon. Generative modeling by estimating gradients of the data distribution. In *Advances in Neural Information Processing Systems*, pages 11918–11930, 2019.
- Yang Song and Stefano Ermon. Improved techniques for training score-based generative models. *Advances in neural information processing systems*, 33:12438–12448, 2020.
- Yang Song, Conor Durkan, Iain Murray, and Stefano Ermon. Maximum likelihood training of score-based diffusion models. *Advances in Neural Information Processing Systems*, 34: 1415–1428, 2021a.
- Yang Song, Jascha Sohl-Dickstein, Diederik Kingma, Abhishek Kumar, Stefano Ermon, and Ben Poole. Score-based generative modeling through stochastic differential equations. In *International Conference on Learning Representations*, 2021b. URL <https://openreview.net/forum?id=PXTIG12RRHS>.
- Jakub Tomczak and Max Welling. VAE with a VampPrior. In *International Conference on Artificial Intelligence and Statistics*, pages 1214–1223. PMLR, 2018.
- Dustin Tran, Rajesh Ranganath, and David Blei. Hierarchical implicit models and likelihood-free variational inference. In *Advances in Neural Information Processing Systems*, pages 5523–5533, 2017.
- Arash Vahdat, Karsten Kreis, and Jan Kautz. Score-based generative modeling in latent space. In *Advances in neural information processing systems*, 2021.
- Aaron van den Oord, Nal Kalchbrenner, Lasse Espeholt, Oriol Vinyals, and Alex Graves. Conditional image generation with PixelCNN decoders. *Advances in neural information processing systems*, 29, 2016.
- Aaron van den Oord, Oriol Vinyals, and Koray Kavukcuoglu. Neural discrete representation learning. *Advances in neural information processing systems*, 30, 2017.
- Ashish Vaswani, Noam Shazeer, Niki Parmar, Jakob Uszkoreit, Llion Jones, Aidan N Gomez, Lukasz Kaiser, and Illia Polosukhin. Attention is all you need. In *Advances in neural information processing systems*, pages 5998–6008, 2017.
- Pascal Vincent. A connection between score matching and denoising autoencoders. *Neural computation*, 23(7):1661–1674, 2011.
- Peter Welinder, Steve Branson, Takeshi Mita, Catherine Wah, Florian Schroff, Serge Belongie, and Pietro Perona. Caltech-ucsd birds 200. Technical Report CNS-TR-201, Caltech, 2010. URL /se3/wp-content/uploads/2014/09/WelinderEtal10_CUB-200.pdf, <http://www.vision.caltech.edu/visipedia/CUB-200.html>.
- Max Welling and Yee W Teh. Bayesian learning via stochastic gradient Langevin dynamics. In *Proceedings of the 28th international conference on machine learning (ICML-11)*, pages 681–688. Citeseer, 2011.

- Zhisheng Xiao, Karsten Kreis, and Arash Vahdat. Tackling the generative learning trilemma with denoising diffusion GANs. In *International Conference on Learning Representations*, 2022. URL <https://openreview.net/forum?id=JprMOp-q0Co>.
- Mingzhang Yin and Mingyuan Zhou. Semi-implicit variational inference. In *International Conference on Machine Learning*, pages 5660–5669, 2018.
- Fisher Yu, Ari Seff, Yinda Zhang, Shuran Song, Thomas Funkhouser, and Jianxiong Xiao. LSUN: Construction of a large-scale image dataset using deep learning with humans in the loop. *arXiv preprint arXiv:1506.03365*, 2015.
- Huangjie Zheng and Mingyuan Zhou. Exploiting chain rule and Bayes’ theorem to compare probability distributions. *Advances in Neural Information Processing Systems*, 34, 2021.

A Proof

Proof of Theorem 3.1. As the last terms in both losses are the same, we only need to show that the first term in (11) is smaller than or equal to $\mathcal{L}_0 + \sum_{t=2}^{T_{\text{trunc}}} \mathcal{L}_{t-1}$ in (8). Using Jensen’s inequality, we have

$$\begin{aligned}
& -\mathbb{E}_{q(\mathbf{x}_0)} \mathbb{E}_{q(\mathbf{x}_{T_{\text{trunc}}} | \mathbf{x}_0)} \log p_\theta(\mathbf{x}_0 | \mathbf{x}_{T_{\text{trunc}}}) \\
&= -\mathbb{E}_{q(\mathbf{x}_0)} \mathbb{E}_{q(\mathbf{x}_{T_{\text{trunc}}} | \mathbf{x}_0)} \log \mathbb{E}_{q(\mathbf{x}_{1:T_{\text{trunc}}-1} | \mathbf{x}_0, \mathbf{x}_{T_{\text{trunc}}})} \left[\frac{p(\mathbf{x}_{0:T_{\text{trunc}}-1} | \mathbf{x}_{T_{\text{trunc}}})}{q(\mathbf{x}_{1:T_{\text{trunc}}-1} | \mathbf{x}_0, \mathbf{x}_{T_{\text{trunc}}})} \right] \\
&\leq -\mathbb{E}_{q(\mathbf{x}_0)} \mathbb{E}_{q(\mathbf{x}_{T_{\text{trunc}}} | \mathbf{x}_0)} \mathbb{E}_{q(\mathbf{x}_{1:T_{\text{trunc}}-1} | \mathbf{x}_0, \mathbf{x}_{T_{\text{trunc}}})} \log \frac{p(\mathbf{x}_{0:T_{\text{trunc}}-1} | \mathbf{x}_{T_{\text{trunc}}})}{q(\mathbf{x}_{1:T_{\text{trunc}}-1} | \mathbf{x}_0, \mathbf{x}_{T_{\text{trunc}}})} \\
&= -\mathbb{E}_{q(\mathbf{x}_0)} \mathbb{E}_{q(\mathbf{x}_{1:T_{\text{trunc}}} | \mathbf{x}_0)} \log \left[\frac{p(\mathbf{x}_{0:T_{\text{trunc}}-1})}{q(\mathbf{x}_{1:T_{\text{trunc}}} | \mathbf{x}_0)} \frac{q(\mathbf{x}_{T_{\text{trunc}}} | \mathbf{x}_0)}{p(\mathbf{x}_{T_{\text{trunc}}})} \right] \\
&= \left(-\mathbb{E}_{q(\mathbf{x}_0)} \mathbb{E}_{q(\mathbf{x}_{1:T_{\text{trunc}}} | \mathbf{x}_0)} \log \frac{p(\mathbf{x}_{0:T_{\text{trunc}}-1})}{q(\mathbf{x}_{1:T_{\text{trunc}}} | \mathbf{x}_0)} \right) - \mathbb{E}_{q(\mathbf{x}_0)} \mathbb{E}_{q(\mathbf{x}_{T_{\text{trunc}}} | \mathbf{x}_0)} \log \frac{q(\mathbf{x}_{T_{\text{trunc}}} | \mathbf{x}_0)}{p(\mathbf{x}_{T_{\text{trunc}}})} \\
&= (\sum_{t=1}^{T_{\text{trunc}}} \mathcal{L}_{t-1} + \mathcal{L}_{T_{\text{trunc}}}) - \mathcal{L}_{T_{\text{trunc}}} \\
&= \sum_{t=1}^{T_{\text{trunc}}} \mathcal{L}_{t-1}, \tag{15}
\end{aligned}$$

where the second to last equality follows the same derivation of the ELBO in Ho et al. [2020]. \square

B Discussion

In this work we mainly focus on reducing the length of the diffusion chain of a finite-time diffusion model. Our model has shown its effectiveness in improving finite-time diffusion models and it is non-trivial to further explore our model on continuous-time diffusion models [Song et al., 2021b]. Moreover, while in this paper DDPM is the primary baseline, TDPM can also be built on other recent diffusion models. While $p_\theta(\mathbf{x}_{T_{\text{trunc}}})$ is parameterized as an implicit distribution, it can also be formulated as a semi-implicit distribution [Yin and Zhou, 2018], which allows it to be approximated with a Gaussian generator. Xiao et al. [2022] also present a closely related work. While we share the same spirit to reduce the length of the diffusion chain, these two strategies are not conflicting with each other. In the future work we will look into the integration of these different strategies. There also exists plenty of options in approximating $p_\theta(\mathbf{x}_{T_{\text{trunc}}})$. When truncating the diffusion chain to be short, the implicit distribution still faces multi-modal and need to fit with different methods depending upon the properties that we need. For example, in order to capture all modes, a VAE would be preferred, like done in Pandey et al. [2022]. Below we provide an alternative method proposed in Zheng and Zhou [2021] to fit the truncated distribution. Besides the training, it’s also an open question whether TDPM can be incorporated into more advanced architectures to have further improvements and we leave this exploration for future work.

C Algorithm details and complementary Results

Below we provide additional algorithm details and complementary experimental results.

C.1 Additional analysis on the parameterization of the implicit generator

As shown in Section 3, in general the objective of TDPM consists of the training of the diffusion model ϵ_θ (a U-Net architecture [Ronneberger et al., 2015]) with simple loss of DDPM $\mathcal{L}_{\text{simple}}$ and the training of an implicit prior model G_ψ with objective $\mathcal{L}_{T_{\text{trunc}}}^{\text{GAN}}$. Without loss of generality, in our main paper, we show two configurations of to parameterize the implicit part for $t = T_{\text{trunc}}$: 1) the implicit generator shares the same U-Net architecture used for $0 < t < T_{\text{trunc}}$; 2) the implicit generator is instantiated with a separate network. Below we explain this two configurations (denoted as TDPM+ in the main paper).

Configuration 1): At $t = T_{\text{trunc}}$, the Unet generates the noisy image at the truncated step: $\mathbf{x}_{T_{\text{trunc}}} = \epsilon_\theta(\mathbf{x}_{T_{\text{trunc}}+1}, t = T_{\text{trunc}} + 1)$, where $\mathbf{x}_{T_{\text{trunc}}+1} \sim N(0, I)$ is the pure noise image

whose pixels are *iid* sampled from standard normal. For $t = T_{\text{trunc}}, T_{\text{trunc}} - 1, \dots, 1$, the same Unet iteratively refines the noisy images by letting $\mathbf{x}_{t-1} = \frac{1}{\sqrt{\alpha_t}}(\mathbf{x}_t - \frac{1-\alpha_t}{\sqrt{1-\alpha_t}}\epsilon_{t-1}) + \beta_t \mathbf{z}_t$; $\mathbf{z}_{t>1} \sim N(0, I)$, $\mathbf{z}_1 = \mathbf{0}$, where $\epsilon_{t-1} = \epsilon_\theta(\mathbf{x}_t, t)$ is the predicted noise by the Unet.

Under this setting, the Unet-based generator plays two roles at the same time and the training will be more challenging than using two different generators here. However, we can also see as T_{trunc} gets larger, the distribution of $p(\mathbf{x}_{T_{\text{trunc}}})$ will become more similar to a noise distribution, and generating the noisy images will be more like generating noises. In this case, being able to generate both noisy images and predicting noise becomes easier for the generator.

Configuration 2) (TDPM+): Unlike previous configuration, where the implicit generator at step $t = T$ shares the same U-Net architecture with $t < T_{\text{trunc}}$. Another way is to parameterize G_ψ with a separate generator. Although this configuration increases the total parameter of the generative model, it allows the model has better flexibility in the training stage. For example, these two networks can be trained in parallel or leverage a pre-trained model. In our paper, we conduct the experiments by using Stylegan2 generator architecture Karras et al. [2020b] for $t = T_{\text{trunc}}$, resulting in an increase of 19M and 28M for the generator parameters when handling 32×32 and 256×256 images.

The process of training and sampling of these configurations are summarized in Algorithm 1 and 2.

Algorithm 1 Training	Algorithm 2 Sampling
1: repeat 2: $\mathbf{x}_0 \sim q(\mathbf{x}_0)$ 3: $t \sim \text{Uniform}(\{1, \dots, T_{\text{trunc}}\})$ 4: $\epsilon_t \sim \mathcal{N}(\mathbf{0}, I)$, $\mathbf{z} \sim \mathcal{N}(\mathbf{0}, I)$ 5: Update with (14) 6: until converged	1: $\mathbf{x}_{T_{\text{trunc}}+1} \sim \mathcal{N}(\mathbf{0}, I)$ 2: if G_ψ shared with ϵ_θ then 3: $\mathbf{x}_{T_{\text{trunc}}} = \epsilon_\theta(\mathbf{x}_{T_{\text{trunc}}+1}, T_{\text{trunc}} + 1)$ 4: else 5: $\mathbf{x}_{T_{\text{trunc}}} = G_\psi(\mathbf{x}_{T_{\text{trunc}}+1})$ 6: end if 7: for $t = T_{\text{trunc}}, \dots, 1$ do 8: $\mathbf{z}_t \sim \mathcal{N}(\mathbf{0}, I)$ if $t > 1$, else $\mathbf{z}_1 = \mathbf{0}$ 9: $\mathbf{x}_{t-1} = \frac{1}{\sqrt{\alpha_t}} \left(\mathbf{x}_t - \frac{1-\alpha_t}{\sqrt{1-\alpha_t}} \epsilon_\theta(\mathbf{x}_t, t) \right) + \beta_t \mathbf{z}_t$ 10: end for 11: return \mathbf{x}_0

C.2 Alternatives of learning the implicit distribution

Another possible statistical distance is based on conditional transport [Zheng and Zhou, 2021], which is proposed to balance the model-seeking and mode-covering behaviors when fitting an empirical data distribution. In this setting, we use the same generator G_ψ as before, but instead of a discriminator, we use a conditional distribution π_η parameterized by η to find an optimized mapping between the samples of p and q , and a critic ϕ to measure the point-to-point cost c_ϕ in the feature space. The generator, the conditional distribution, and the critic are trained by the following objective $\mathcal{L}_{T_{\text{trunc}}}^{\text{CT}}$:

$$\min_{\psi, \eta} \max_{\phi} \mathbb{E}_{\mathbf{x} \sim q(\mathbf{x}_{T_{\text{trunc}}})} \left[\mathbb{E}_{G_\psi(\mathbf{z}) \sim \pi_\eta(G_\psi(\mathbf{z}) | \mathbf{x}_{T_{\text{trunc}}})} c_\phi(\mathbf{x}_{T_{\text{trunc}}}, G_\psi(\mathbf{z})) \right] + \mathbb{E}_{\mathbf{z} \sim p(\mathbf{z})} \left[\mathbb{E}_{\mathbf{x}_{T_{\text{trunc}}} \sim \pi_\eta(\mathbf{x}_{T_{\text{trunc}}} | G_\psi(\mathbf{z}))} c_\phi(\mathbf{x}_{T_{\text{trunc}}}, G_\psi(\mathbf{z})) \right]. \quad (16)$$

Similar to (14), we fit TDPM-CT with following loss

$$\mathcal{L}_{\text{TDPM}}^{\text{CT}} = \mathcal{L}_{\text{simple_trunc}} + \lambda \mathcal{L}_{T_{\text{trunc}}}^{\text{CT}}. \quad (17)$$

C.3 Conditional truncated diffusion probabilistic models

For conditional generation, we extend (14) and derive a conditional version of TDPM:

$$\mathcal{L}_{\text{TDPM}}^{\text{c}} = \mathcal{L}_{\text{simple_trunc}}^{\text{c}} + \lambda \mathcal{L}_{T_{\text{trunc}}}^{\text{c}}, \quad (18)$$

where $\mathcal{L}_{\text{simple_trunc}}^{\text{c}}$ aims to train the conditional diffusion model with

$$\mathcal{L}_{\text{simple_trunc}}^{\text{c}} = \mathbb{E}_{\mathbf{c}} \mathbb{E}_{t, \mathbf{x}_0 | \mathbf{c}, \epsilon_t} [||\epsilon_t - \epsilon_\theta(\mathbf{x}_t, \mathbf{c}, t)||^2], \quad t \sim \text{Unif}(1, 2, \dots, T_{\text{trunc}}), \quad \epsilon_t \sim \mathcal{N}(\mathbf{0}, I), \quad (19)$$

and the truncated distribution $\mathcal{L}_{T_{\text{trunc}}}^{\mathcal{C}}$ can be fitted with GAN or CT:

$$\min_{\psi} \max_{\phi} \mathbb{E}_{\mathbf{c}} \left[\mathbb{E}_{\mathbf{x} \sim q(\mathbf{x}_{T_{\text{trunc}}} | \mathbf{c})} [\log D_{\phi}(\mathbf{x} | \mathbf{c})] + \mathbb{E}_{\mathbf{z} \sim p(\mathbf{z})} [\log(1 - D_{\phi}(G_{\psi}(\mathbf{z}, \mathbf{c})) | \mathbf{c})] \right]. \quad (20)$$

$$\begin{aligned} \min_{\psi, \eta} \max_{\phi} \mathbb{E}_{\mathbf{c}} \left[\mathbb{E}_{\mathbf{x} \sim q(\mathbf{x}_{T_{\text{trunc}}} | \mathbf{c})} \left[\mathbb{E}_{G_{\psi}(\mathbf{z}) \sim \pi_{\eta}(G_{\psi}(\mathbf{z}, \mathbf{c}) | \mathbf{x}_{T_{\text{trunc}}}, \mathbf{c})} \mathcal{C}_{\phi}(\mathbf{x}_{T_{\text{trunc}}}, G_{\psi}(\mathbf{z}, \mathbf{c})) \right] \right. \\ \left. + \mathbb{E}_{\mathbf{z} \sim p(\mathbf{z})} \left[\mathbb{E}_{\mathbf{x}_{T_{\text{trunc}}} \sim \pi_{\eta}(\mathbf{x}_{T_{\text{trunc}}} | G_{\psi}(\mathbf{z}, \mathbf{c}), \mathbf{c})} \mathcal{C}_{\phi}(\mathbf{x}_{T_{\text{trunc}}}, G_{\psi}(\mathbf{z}, \mathbf{c})) \right] \right]. \quad (21) \end{aligned}$$

C.4 Analysis on toy experiments

Although we present image experiments in the main paper, our studies were firstly justified our method on synthetic toy data as a proof of concept. We adopt representative 2D synthetic datasets used in prior works [Gulrajani et al., 2017, Zheng and Zhou, 2021], including Swiss Roll, Double Moons, 8-modal, and 25-modal Gaussian mixtures with equal component weights. We use an empirical sample set \mathcal{X} , consisting of $|\mathcal{X}| = 2,000$ samples and illustrate the generated samples after 5000 training epochs. We take 20 grids in the range $[-10, 10]$ for both the x and y axes to approximate the empirical distribution of \hat{p}_{θ} and \hat{q} , and report the corresponding forward KL $D_{\text{KL}}(\hat{q} || \hat{p}_{\theta})$ as the quantitative evaluation metric.

Figure 8 shows the results on the Swiss Roll data. We present a short chain with $T = 2$ and a longer chain with $T = 5$ to show the impacts of the number of diffusion steps. The first row shows that the data distribution is diffused with accumulated noise, and with more steps the diffused distribution will be closer to an isotropic Gaussian distribution. As one can see, truncating the diffusion chain to a short length will result in a clear gap between $q(\mathbf{x}_{T_{\text{trunc}}})$ and $\mathcal{N}(\mathbf{0}, \mathbf{I})$. When DDPM (shown in the second row) samples from the isotropic Gaussian distribution, it becomes hard to recover the original data distribution from pure noise with only a few steps. Although we can see DDPM can get slightly improved with a few more steps ($T = 5$), as long as $q(\mathbf{x}_T)$ is not close to Gaussian, DDPM can hardly recover the data distribution. By contrast, as shown in the third and fourth rows, TDPM successfully approximates the non-Gaussian $q(\mathbf{x}_{T_{\text{trunc}}})$ with its implicit generator, and we can see the remaining part of the truncated chain is gradually recovered by the denoising steps. From both visualizations and $D_{\text{KL}}(\hat{q} || \hat{p}_{\theta})$, we can see that TDPM is able to fit every step in such short chains.

TDPM-GAN and TDPM-CT both succeed in fitting $p_{\theta}(\mathbf{x}_{T_{\text{trunc}}})$ but the latter one fits slightly better when the diffusion length is 2. When the length increases to 5, fitting the implicit distribution with GAN becomes easier. This observation demonstrate a benefit of combining the diffusion models and GANs. If the implicit generator is sufficiently powerful to model $q(\mathbf{x}_{T_{\text{trunc}}})$, then the number of steps in need can be compressed to a small number. On the contrary, if the implicit generator cannot capture the distribution, we need more steps to facilitate the fitting of the data distribution.

Shown in Figure 9-Figure 11, we can see 8-modal Gaussian is more similar to an isotropic Gaussian after getting diffused, thus DDPM can recover a distribution similar to data with 5 steps. On 25-Gaussians, we can observe GAN does not suffer from mode-collapse and provide a better approximation than CT, which results in better data distribution recovery in the final step.

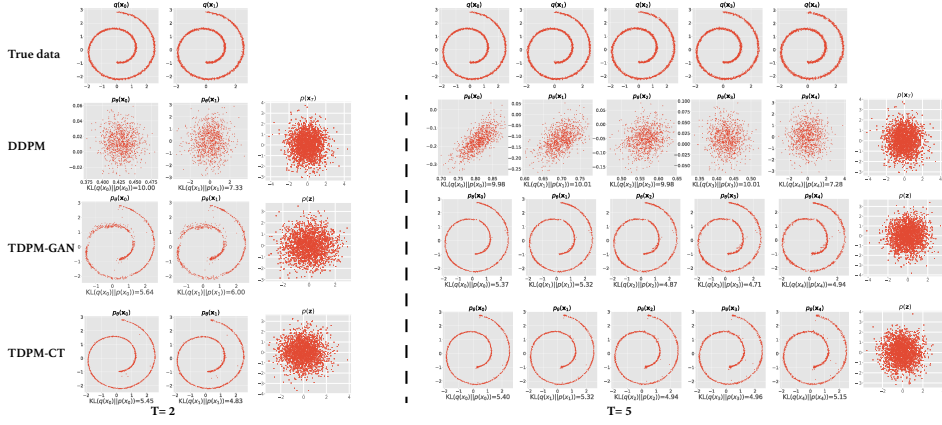


Figure 8: A comparison of DDPM [Ho et al., 2020], TDPM-GAN, and TDPM-CT on Swiss Roll toy data. We show the effects of a truncated diffusion chain with length $T=2$ and $T=5$ ($T_{\text{Trunc}}=1$ and $T_{\text{Trunc}}=4$). The first row displays the true distribution from $q(\mathbf{x}_0)$ to $q(\mathbf{x}_{T-1})$. Each row below the first one represents the corresponding denoising distribution $p_\theta(\mathbf{x}_{t-1} | \mathbf{x}_t)$. DDPM assumes $p(\mathbf{x}_T) = \mathcal{N}(\mathbf{0}, \mathbf{I})$ and we can observe a gap between the true data distribution $q(\mathbf{x}_{T-1})$ and its generative distribution $p_\theta(\mathbf{x}_{T-1})$. TDPM learns $p_\theta(\mathbf{x}_{T_{\text{trunc}}})$, which can be observed to well approximate the true $q(\mathbf{x}_{T-1})$, which helps the model successfully recover the clean data distribution $q(\mathbf{x}_0)$. Below each model, we report empirical KL divergence between data and generative distributions as the quantitative metric. More results on different toy data can be found in Appendix C.

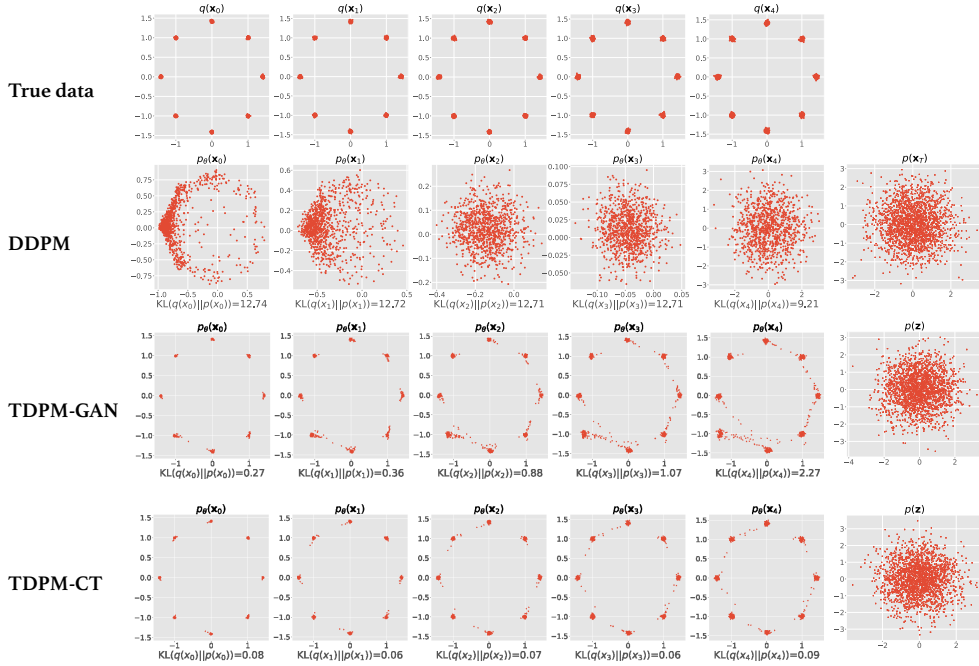


Figure 9: Analogous results to Figure 8 using 8-modal Gaussian data.

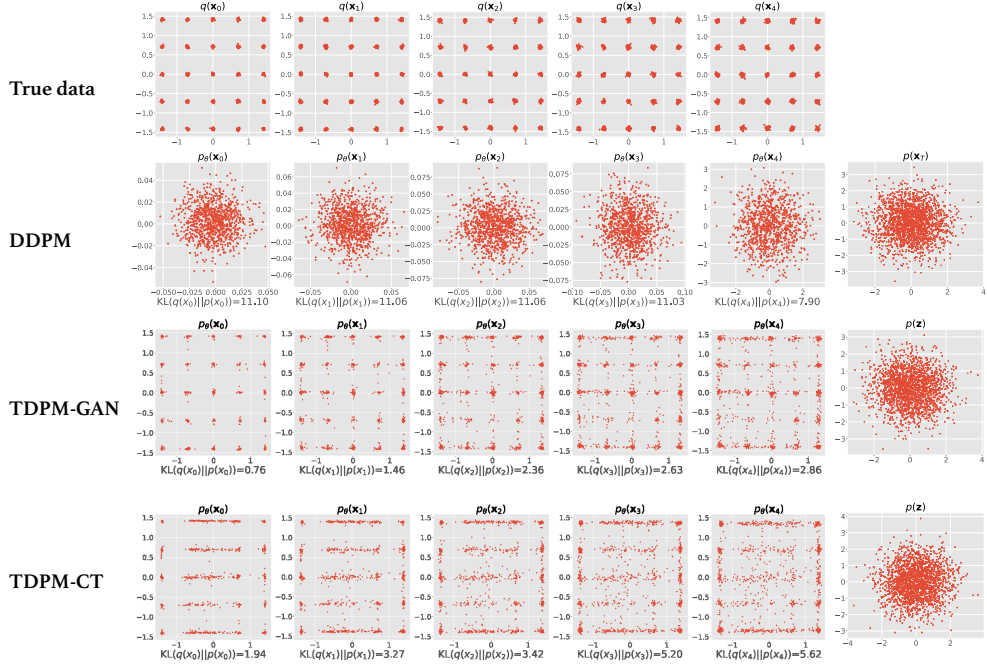


Figure 10: Analogous results to Figure 8 using 25-modal Gaussian data.

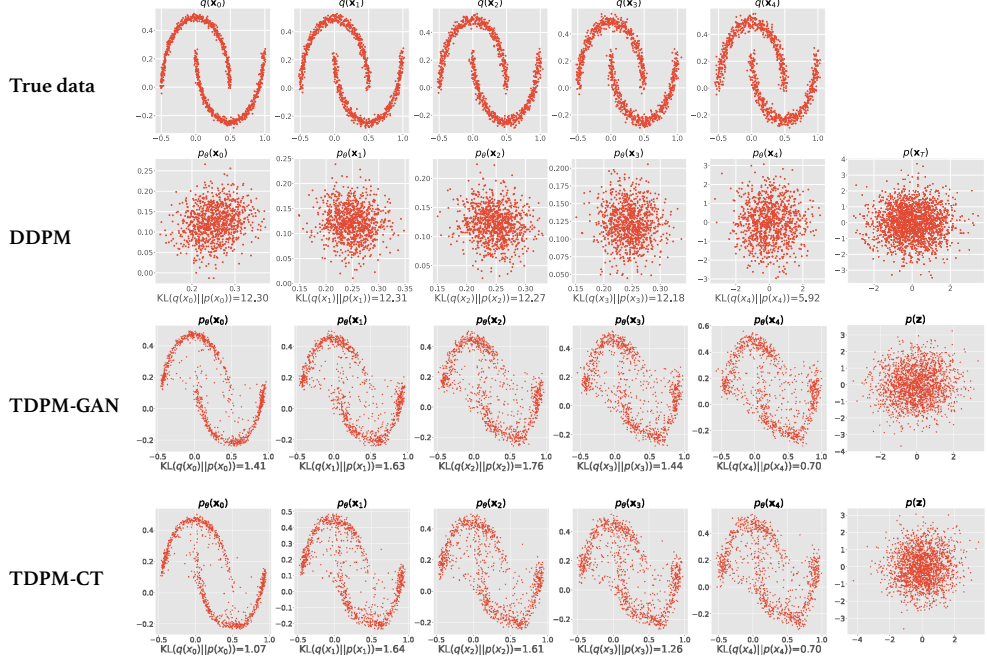


Figure 11: Analogous results to Figure 8 using Double Moons data.

C.5 On the effects of diffusion forwarding

Sensitivity to noise schedule: Nichol and Dhariwal [2021] show the noise schedule affects the training of DDPM. Here we examine if TDPM is sensitive to the choice of noise schedule. We compare the linear schedule with cosine schedule, which adds noise in a milder manner. The results on CIFAR-10 are reported in Table 4, which suggest that TDPM is not sensitive to the choice between these two schedules.

Table 4: Ablation study with different noise schedules on CIFAR-10. The number before and after “/” denotes the FID using linear and cosine schedules, respectively.

Model	Steps	FID↓ (linear / cosine)
TDPM-GAN	$T_{\text{trunc}}=99$	3.10 / 3.47
TDPM-GAN	$T_{\text{trunc}}=49$	3.30 / 3.16
TDPM-CT	$T_{\text{trunc}}=99$	3.69 / 3.62
TDPM-CT	$T_{\text{trunc}}=49$	3.97 / 3.24

On the choice of truncated step: As the diffused distribution could facilitate the learning of the implicit generator G_ψ [Arjovsky and Bottou, 2017], where we could observe by increasing the number of diffusion steps, the FID of TDPM consistently gets better. A natural question is on which step should we truncate the diffusion chain. We study the signal-to-noise ratio (SNR) of different diffusion step. Based on $q(\mathbf{x}_t|\mathbf{x}_0) = \mathcal{N}(\sqrt{\bar{\alpha}_t}\mathbf{x}_0, 1 - \bar{\alpha}_t I)$, we calculate SNR as

$$\text{SNR} = \frac{\sqrt{\bar{\alpha}_t}}{\sqrt{1 - \bar{\alpha}_t}}; \bar{\alpha}_t = \prod_{i=1}^t (1 - \beta_i).$$

We visualize the SNR evolution across time step $t > 0$ in Figure 12, where we can observe the SNR rapidly decays in the first 100 steps. According to previous studies in Arjovsky and Bottou [2017], injecting noise into the data distribution could smoothen the data distribution support and facilitate the GAN training. The SNR change in this interval indicates injecting noise in the level of $t \in \llbracket 1, 100 \rrbracket$ could bring in more significant improvement for the GAN training. When the step is greater than 200, the SNR is change is no longer significant and close to zero, which indicates the implicit model might not be too informative, though it is easier to train. Our experimental observations in Figure 2 also justify this conclusion: when training a GAN at $T_{\text{Trunc}} = 4$, the required number of iterations is similar to training it on clean data; by training the GAN model at $T_{\text{Trunc}} = 99$, the training of GAN is significantly facilitated. For $T_{\text{Trunc}} > 100$, we empirically examine to train a GAN and find it would converge faster than training the diffusion model for $t < T_{\text{Trunc}}$.

Comparison of model efficiency: In complement of the results in Table 1-2, we provide detailed model size and generation time on v100 GPU. The results are summarized in Table 5. We can see TDPM has an increasing in the total number of parameter, as it involves a discriminator to help train the implicit model, while its sampling efficiency is also obvious.

Table 5: Comparison of model size (the added parameters corresponds to the discriminator model in the training but not involved in the generation), and GPU time in generation.

Resolution	32x32		64x64		256x256	
Model	Parameter	Time (s/image)	Parameter	Time (s/image)	Parameter	Time (s/image)
DDPM	36M	31.03	79M	33.01	114M	62.93
TDPM, $T_{\text{trunc}}=99$	36M+20M	3.13	79M+21M	3.52	114M+24M	6.65
TDPM, $T_{\text{trunc}}=49$	36M+20M	1.52	79M+21M	1.55	114M+24M	1.88
TDPM, $T_{\text{trunc}}=4$	36M+20M	0.16	79M+21M	0.26	114M+24M	0.65
TDPM, $T_{\text{trunc}}=0$	36M+20M	0.03	79M+21M	0.05	114M+24M	0.14

C.6 Experimental Settings

Below we present our experimental settings in detail.

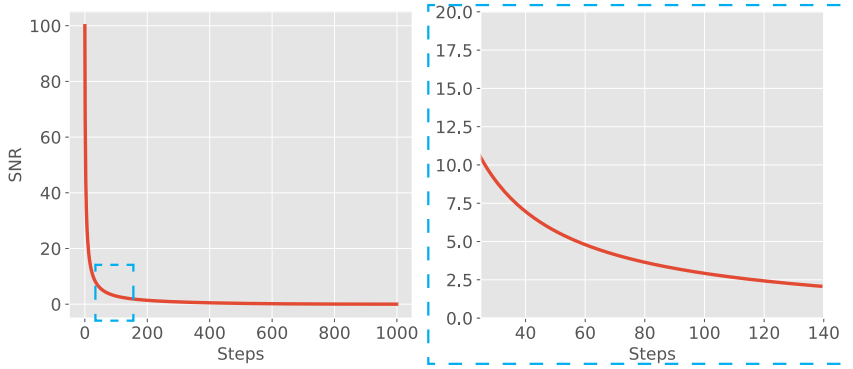


Figure 12: Signal-to-noise ratio evolution across different diffuse step T . The right sub-panel shows a zoomed-in SNR evolution in the range of $[30, 140]$ steps.

C.6.1 Model architecture

Generator: Our generator structure strictly follows the U-Net structure [Ronneberger et al., 2015] used in DDPM, improved DDPM and ADM [Ho et al., 2020, Nichol and Dhariwal, 2021, Dhariwal and Nichol, 2021], which consists of multiple ResNet blocks [He et al., 2016] with Attention blocks [Vaswani et al., 2017] injected in the bottleneck. Please refer to these paper for more details on the architecture.

A key difference between our model and previous diffusion models is that our model also train such U-Net as an extra implicit generator G_θ that takes a latent variable $\mathbf{z} \sim \mathcal{N}(\mathbf{0}, \mathbf{I})$ and a fixed time index $t = T_{\text{trunc}} + 1$ as input. However, this does not result in a difference in the generator architecture. We parameterize G_θ with the same U-Net architecture for simplicity and the time embedding $t = T_{\text{trunc}} + 1$ is specified to be trained with the implicit loss shown in (12) and (16). We have also tested to use all zero time embedding for $t = T_{\text{trunc}} + 1$ and found no clear differences.

For our results of TDP+, the generator G_ψ specifically takes a StyleGAN2 architecture Karras et al. [2020b] and there is no time-embedding in G_ψ . An increase of generator parameter appears caused by separating the implicit model and denoising U-Net. Note that the generator is trained with GAN loss and without specially designed adaptive augmentation in Karras et al. [2020a]. For the detailed model architecture please refer to the corresponding paper or their Github repository: <https://github.com/NVlabs/stylegan2-ada-pytorch>.

Discriminator: Similar to Xiao et al. [2022], we adopt the discriminator architecture used in Karras et al. [2020b], but without the time step input. The discriminator discriminate $\mathbf{x}_{T_{\text{trunc}}}$ is from the diffused distribution $q(\mathbf{x}_{T_{\text{trunc}}})$ or implicit generative distribution $p_\theta(\mathbf{x}_{T_{\text{trunc}}})$. Please refer to Appendix C of Xiao et al. [2022] for the detailed design.

Navigator: Training with $\mathcal{L}_{T_{\text{trunc}}}^{\text{CT}}$ involves an extra module named navigator [Zheng and Zhou, 2021]. We strictly follow the architecture used in Zheng and Zhou [2021], where the navigator is an MLP taking the pairwise feature distance as inputs. There is no time embedding used in the navigator as it is only used for the training at $t = T_{\text{Trunc}}$. The feature is extracted from the layer before the final scalar output. Please refer to their Appendix D for detailed information.

Architecture for text-to-image experiments: We adopt the 1.45B LDM model [Romach et al., 2022] that is pretrained on LAION-400M dataset [Schuhmann et al., 2021]. The LDM model consists of a U-Net KL-regularized autoencoder with downsampling-factor 8 (resolution 256 \rightarrow 32), a U-Net in the latent space, and a BERT [Devlin et al., 2018] text encoder transform raw text to a sequence of 1280-dimension embeddings. We only fine-tune the latent model in our experiments. In the training of the truncated part, the discriminator takes the first-half of the U-Net (downsampling backbone) with a linear predicting head on top of it.

Architecture for toy experiments: The generator we use an architecture stacked with 4 linear layers with 128 hidden units. Each intermediate layer is equipped with a time-embedding layer and follows softplus activation. The discriminator and navigator have the same architecture, without time-embedding layers, and using leakyReLU as activation function.

C.6.2 Training configurations

Datasets: We use CIFAR-10 [Krizhevsky et al., 2009], LSUN-bedroom and LSUN-Church [Yu et al., 2015] datasets for unconditional generation in the main experiments. Additionally, we apply CelebA[Liu et al., 2015] and CelebA-HQ [Lee et al., 2020] for complementary justification. For text-to-image experiments, we use CUB-200 [Welinder et al., 2010] and MS-COCO [Lin et al., 2014]. The images consist of 32×32 pixels for CIFAR-10. For the other datasets, we apply center-crop along the short edge and resize to the target resolution (64×64 for CelebA; 256×256 for the others).

Diffusion schedule: For all datasets, we strictly follow the diffusion process used in our backbone models, and instantiate the truncated diffusion schedule by obtaining the first T_{Trunc} diffusion rates $\{\beta_1, \dots, \beta_{T_{\text{Trunc}}}\}$. For example, if our goal is to fit a model with NFE=50, to truncate the diffusion process used in Ho et al. [2020] ($\beta_1 = 10^{-4}$, $\beta_T = 0.02$, $T=1000$), we first initialize $\beta_1, \beta_2, \dots, \beta_{1000}$, and then taking the first 49 steps to complete the truncation.

Optimization: We train our models using the Adam optimizer [Kingma and Ba, 2015], where most of the hyperparameters match the setting in Xiao et al. [2022], and we slightly modify the generator learning rate to match the setting in Ho et al. [2020], as shown in Table 6.

We train our models using V100 GPUs, with CUDA 10.1, PyTorch 1.7.1. The training takes approximately 2 days on CIFAR-10 with 4 GPUs, and a week on CelebA-HQ and LSUN-Church with 8 GPUs.

Table 6: Optimization hyper-parameters.

	CIFAR10	CelebA	CelebA-HQ	LSUN
Initial learning rate for discriminator	10^{-4}	10^{-4}	10^{-4}	10^{-4}
Initial learning rate for navigator (if applicable)	10^{-4}	10^{-4}	10^{-4}	10^{-4}
Initial learning rate for generator	1×10^{-5}	1×10^{-5}	2×10^{-5}	2×10^{-5}
Adam optimizer β_1	0.5	0.5	0.5	0.5
Adam optimizer β_2	0.9	0.9	0.9	0.9
EMA	0.9999	0.9999	0.9999	0.9999
Batch size	128	128	64	64
# of training iterations	800k	800k	0.5M	2.4M(bedroom)/1.2M(church)
# of GPUs	4	8	8	8

For TDPM+, where we use StyleGAN2 generator as G_ψ , we directly use their original training hyper-parameters and train the model in parallel with the diffusion model. For TLDM, we set the base learning rate as 10^{-5} and the mini-batch size is set to 64.

Evaluation: When evaluating the sampling time, we use models trained on CIFAR-10 and generate a batch of 128 samples. When evaluating the FID, and recall score, following the convention, we use 50k generated samples for CIFAR-10, LSUN-bedroom and LSUN-church, 30k samples for CelebA-HQ (since the CelebA HQ dataset contains only 30k samples), 30k samples for the text-to-image datasets. The recall scores are calculated with the recipe in Kynkäänniemi et al. [2019]. In the sampling stage, we follow our backbone to apply the same guidance in the diffusion part ($t < T_{\text{Trunc}}$) if applicable. Specifically, for LDM backbone, we use classifier-free guidance [Ho and Salimans, 2022] with scale 1.5 and there is no DDIM steps for TDLM.

C.7 Additional results on unconditional generation




Figure 13: Qualitative results on CIFAR-10 and CelebA (64×64).




Figure 14: Qualitative results of TDPM on LSUN-Church (256×256), with $T_{trunc} = 99$, 49, and 4. Note $NFE = T_{trunc} + 1$ in TDPM. Each group presents generated samples from $p_\theta(\mathbf{x}_0)$ (left) and $p_\theta(\mathbf{x}_{T_{trunc}})$ (right).



Figure 15: Analogous qualitative results to Figure 14 on LSUN-Bedroom. Produced by TDPM.




Figure 16: Analogous qualitative results to Figure 14 on CelebA-HQ. Produced by TDPM.




Figure 17: Analogous qualitative results to Figure 14 on LSUN-Church. Produced by TDPM-CT.



Figure 18: Analogous qualitative results to Figure 14 on LSUN-Bedroom. Produced by TDPM-CT.




Figure 19: Analogous qualitative results to Figure 14 on CelebA-HQ. Produced by TDPM-CT.

C.8 Additional results on text-to-image generation




A white and gray bird with black wings.



An airplan flying over a body of water.

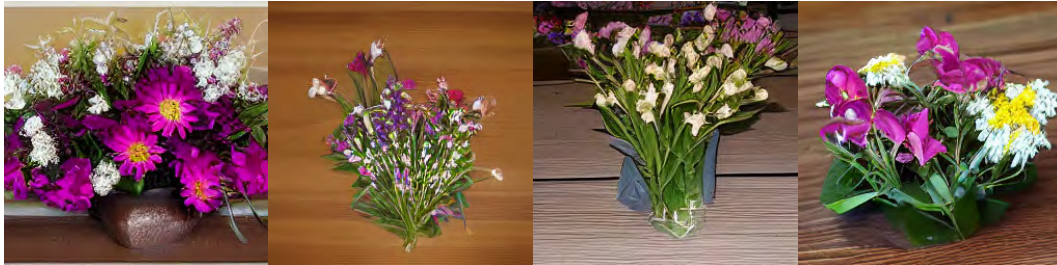


A sign reads "TDPM".



Busy city street at dusk with sun setting.

Figure 20: Additional text-to-image generation results with different text prompt, produced by TLDM with $T_{\text{trunc}} = 49$.




A cluster of flower on the wooden table.



The bathroom has a big mirror.



The bagel is put in a square plate.



A clock tower near the river.

Figure 21: Additional text-to-image generation results with different text prompt, produced by TLDM with $T_{\text{trunc}} = 4$.