
SGPT: GPT Sentence Embeddings for Semantic Search

Niklas Muennighoff
Peking University
muennighoff@stu.pku.edu.cn

Abstract

GPT transformers are the largest language models available, yet semantic search is dominated by BERT transformers. We present SGPT-BE and SGPT-CE for applying GPT models as Bi-Encoders or Cross-Encoders to symmetric or asymmetric search.

SGPT-BE produces semantically meaningful sentence embeddings by contrastive fine-tuning of only bias tensors and a novel pooling method. A 5.8 billion parameter SGPT-BE outperforms the best available sentence embeddings by 7% setting a new state-of-the-art on BEIR. It outperforms the concurrently proposed OpenAI Embeddings of the 175 billion parameter Davinci endpoint, which fine-tunes 250,000 *times* more parameters.

SGPT-CE uses log probabilities from GPT models without any fine-tuning. A 6.1 billion parameter SGPT-CE sets an unsupervised state-of-the-art on BEIR. It beats the supervised state-of-the-art on 7 datasets, but significantly loses on other datasets. We show how this can be alleviated by adapting the prompt.

SGPT-BE and SGPT-CE performance scales with model size. Yet, increased latency, storage and compute costs should be considered. Code, models and result files are freely available at <https://github.com/Muennighoff/sgpt>.

Contents

1	Introduction	3
2	Background	4
3	SGPT Cross-Encoder	4
3.1	Asymmetric Search	4
3.1.1	Method	4
3.1.2	Results	5
3.2	Symmetric Search	6
4	SGPT Bi-Encoder	7
4.1	Symmetric Search	7
4.1.1	Method	7
4.1.2	Results	7
4.2	Asymmetric Search	9
4.2.1	Method	9
4.2.2	Results	9
5	Conclusion and Future Work	10
A	Appendix	13

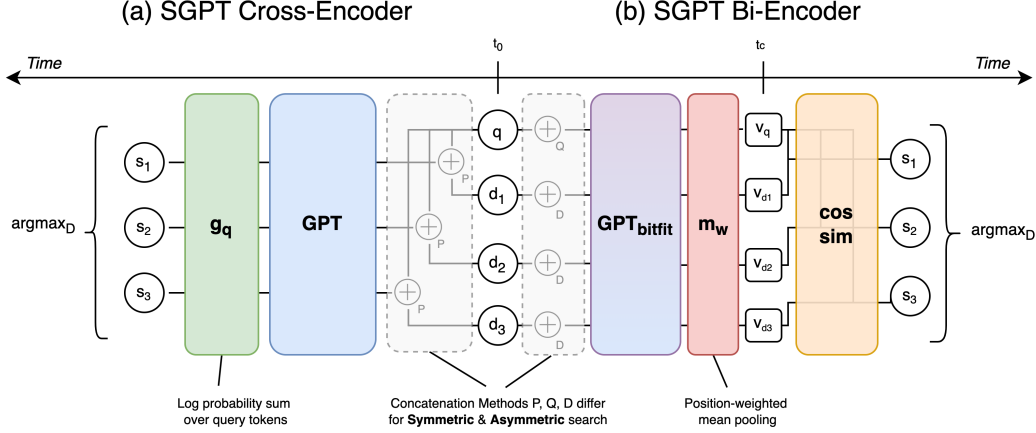


Figure 1: Given a query q , documents d_{1-3} , SGPT ranks the documents with scores s_{1-3} . (a) The Cross-Encoder concatenates queries and documents and encodes them together. Scores are extracted log probabilities. (b) The Bi-Encoder separately encodes queries and documents. Resulting document vectors v_{1-3} can be cached and retrieved at time t_c , when a new query comes in. Scores are cosine similarities.

1 Introduction

Semantic search consists of two parts: *Search* refers to finding the top k answers from a document corpus given a query. *Semantic* refers to understanding the documents and queries beyond keywords. Transformers [27] are the dominant semantic architecture [4, 26] competing with non-semantic models like BM25 [24]. However, they have been limited to BERT-like encoder transformers [5, 23, 6, 19].

Meanwhile, GPT-like decoder transformers [20] have been the focus of recent scaling efforts of up to 580 billion parameters [13]. Yet, it remains unclear how to extract competitive GPT sentence embeddings and use them for semantic search. In this work, we investigate how to apply decoder transformers to semantic search and make use of their scale to outperform current methods. We distinguish four settings: Cross-Encoder vs Bi-Encoder, Symmetric vs Asymmetric. See Figure 1 and Section 2.

In the Bi-Encoder setting, we propose SGPT-BE using position-weighted mean pooling and contrastive fine-tuning of only bias tensors (BitFit [32]). BitFit is within +2 to -2% of full fine-tuning performance for SBERT [23] and SGPT despite changing <0.1% of pre-trained parameters. When controlling for size, SGPT is within +1 to -3% of SBERT performance. When scaling up, SGPT-BE-5.8B sets state-of-the-art results on BEIR and USEB for asymmetric and symmetric search.

In the Cross-Encoder setting, we propose SGPT-CE using log probability extraction of pre-trained GPT models. It can be used for symmetric or asymmetric search by changing the prompt. Unsupervised SGPT-CE-6.1B is 6% worse than supervised SGPT-BE-5.8B on BEIR.

In summary, our contributions are three-fold:

- For SGPT-BE in Section 4, we develop a new pooling method and show the usefulness of bias-only fine-tuning for embeddings. At 5.8B parameters, it produces the best natural language embeddings available by a margin of 7% for the example of semantic search.
- For SGPT-CE in Section 3, we show how to use GPT for search via log probabilities without fine-tuning. At 6.1B parameters, it has the best unsupervised performance on BEIR by a margin of 8%.
- We provide free, more performant alternatives to OpenAI Search or Similarity Embeddings and the OpenAI Search endpoint available at <https://github.com/Muennighoff/sgpt>

2 Background

In this section, we explain two dimensions fundamental to our work: Cross-Encoders vs Bi-Encoders and Symmetric vs Asymmetric Search.

Cross-Encoders encode query and document at the same time. BERT is used as a Cross-Encoder by separating the query from the document with a *[SEP]* token [5]. They are then passed through the transformer network together. Each new query requires k forward passes given a corpus of k documents.

Bi-Encoders encode query and document separately. SBERT [23] extends BERT to the Bi-Encoder setting via supervised fine-tuning and a pooling operation across the sequence output. The resulting document vectors can be cached. A new query requires only one forward pass through the transformer to produce the query vector. The query vector can then be scored against the cached document vectors with a similarity function. Embeddings from Bi-Encoders can be used for non-search tasks such as clustering or as input features of machine learning models.

Cross-Encoders tend to outperform Bi-Encoders [25], but are slower as vectors cannot be cached. To balance the trade-offs, multi-stage architectures have been proposed [14, 26]. In a two-stage re-ranking setup, the first model processes the entire corpus and the second model is only used on the top k documents returned by the first. In Section 3, we use Bi-Encoder (BM25) + Cross-Encoder re-ranking.

Asymmetric Search means queries and documents are not interchangeable. Finding answers given a question is an asymmetric search problem. Commonly, documents are much longer than queries [26]. We evaluate asymmetric search experiments on BEIR [26], a recently proposed benchmark consisting of 19 asymmetric search datasets.

Symmetric Search means queries and documents are interchangeable. Finding duplicate questions, where both queries and documents are questions, is a symmetric search problem. We evaluate symmetric search experiments on USEB [29], Quora from BEIR [26] and STS-B. In Quora, queries are question titles and documents are question texts. They are often the same with average word lengths of 9.53 and 11.44, respectively [26]. Hence, we consider it more of a symmetric search task. We include Quora in both symmetric and asymmetric experiments.

3 SGPT Cross-Encoder

3.1 Asymmetric Search

3.1.1 Method

Given a query q , and a document corpus D , we are interested in the most likely document d^* . Using Bayes' Theorem this can be expressed as:

$$d^* = \arg \max_{d \in D} P(d|q) = \arg \max_{d \in D} \frac{P(q|d)P(d)}{P(q)} = \arg \max_{d \in D} P(q|d)P(d) \quad (1)$$

Note that $P(q)$ is irrelevant as it is always the same when taking the $\arg \max$ over D . Due to variable document lengths and contents it is easier to compare $P(q|d)$ than $P(d|q)$. We hence compute the joint probability of the query tokens q_i, \dots, q_n given the document tokens embedded in a prompt P as $p(q_i, \dots, q_n | p_1, \dots, p_{i-1})$. As long as $P(d)$ does not vary excessively across the corpus D , this simplification should produce reasonable scores.

In practice, we use log probabilities [3, 21], computed via the log of the softmax of the model output. To have a constant query length $n + 1 - i$ and avoid abrupt text changes, documents are truncated from the left until the input fits the model's maximum sequence length. We apply these methods to re-rank top k documents returned by BM25 [24]. While re-ranking with BM25 bottlenecks performance, it speeds up experiments. It is not a necessary part of the architecture and therefore not depicted in Figure 1.

We experiment with publicly available pre-trained decoder transformers with 125M, 1.3B, 2.7B and 6.1B parameters [1, 28].

Training (\rightarrow)		Unsupervised						Unsupervised + Supervised
Ranking (\rightarrow)	Re-rank Top 0	Re-rank Top 10		Re-rank Top 100				
Model (\rightarrow)	[24]	SGPT-CE		OpenAI Search		SGPT-CE		[26]
Dataset (\downarrow)	BM25	2.7B	6.1B	Ada	Davinci	2.7B	6.1B	BM25+CE♣
MS MARCO	0.228	0.249	0.253	L	L	0.278	0.290	0.413 [‡]
TREC-COVID	0.688	0.708	0.705	0.616	0.627	0.762	0.791	0.757
BioASQ	0.488	0.517	0.518	L	L	0.546	0.547	0.523
NFCorpus	0.306	0.319	0.323	0.336	0.358	0.333	0.347	0.350
NQ	0.326	0.358	0.366	L	L	0.384	0.401	0.533
HotpotQA	0.602	0.647	0.649	L	L	0.691	0.699	0.707
FiQA-2018	0.254	0.305	0.313	0.320		0.369	0.401	0.347
Signal-1M (RT)	0.330	0.343	0.342	0.313		0.320	0.323	0.338
TREC-NEWS	0.405	0.409	0.418	L	L	0.434	0.466	0.431
Robust04	0.425	0.438	0.444	L	L	0.449	0.480	0.475
ArguAna	0.472	0.379	0.376			0.293	0.286	0.311
Touché-2020	0.347	0.335	0.335	0.332		0.256	0.234	0.271
CQADupStack	0.326	0.364	0.367	0.328		0.405	0.420	0.370
Quora	0.808	0.810	0.810	0.786		0.792	0.794	0.825
DBPedia	0.320	0.341	0.340	L	L	0.367	0.370	0.409
SCIDOCS	0.165	0.176	0.177	0.161		0.186	0.196	0.166
FEVER	0.649	0.706	0.723	L	L	0.698	0.725	0.819
Climate-FEVER	0.186	0.179	0.189	L	L	0.138	0.161	0.253
SciFact	0.611	0.653	0.657	0.727		0.676	0.682	0.688
Average	0.428	0.444	0.447			0.450	0.462	0.476
Best on	2	1	0	1	1	0	7	5

Table 1: Re-ranking performances on BEIR [26]. OpenAI Search is to be distinguished from the OpenAI Embeddings endpoint. Please refer to Table 6 in the Bi-Encoder section for a benchmark with the OpenAI Embeddings endpoint. Results on the Search endpoint were produced in October 2021. Scores are **nDCG@10**. L: Dataset is too large for OpenAI’s endpoint. ‡: In-domain performance. ♣: Results from [26]. Other scores are from us. Average scores do not include MS MARCO.

Model Name	Ada (S)	Babbage (M)	Curie (L)	Davinci (XL)
Parameters	350M (300M)	1.3B (1.2B)	6.7B (6B)	175B (175B)

Table 2: OpenAI model parameter estimates. Based on comparing the embedding sizes from the OpenAI docs with the dimensions provided in [3]. In brackets are numbers for cpt-text models recently provided in [17]. They differ likely due to removing the language modeling head.

3.1.2 Results

We sub-select 6 small datasets from BEIR [26] and perform a search over 12 prompts. The prompts and results are in Table 7 and Table 8. We select the prompt with the best average score, P_G .

In Table 1, we benchmark the resulting SGPT-CE (SGPT-Cross-Encoder). We compare with OpenAI’s Search endpoint, which is to be distinguished from their Embeddings endpoint. Please refer to Table 6 in the Bi-Encoder section for a benchmark with the OpenAI Embeddings endpoint. We provide parameter estimates for the OpenAI model names in Table 2. We also compare with the current state-of-the-art on BEIR [26], a BERT-based Cross-Encoder. BM25+CE consists of a pre-trained BERT model that is further fine-tuned on MS-MARCO [18] in a supervised fashion [26]. SGPT-CE consists solely of the pre-trained GPT model. However, SGPT-CE-6.1B has almost 15x more parameters than BM25+CE significantly increasing latency. In the *Re-rank Top 100* setting, the top 100 documents as returned by BM25 are re-ranked by the respective model. While SGPT-CE-6.1B wins on more datasets than the encoder-based state-of-the-art, its average score is worse. This can be alleviated by not using the same prompt P_G for all datasets. We show in Section 3.2 that SGPT-CE-6.1B can beat BM25+CE on Quora by changing the prompt.

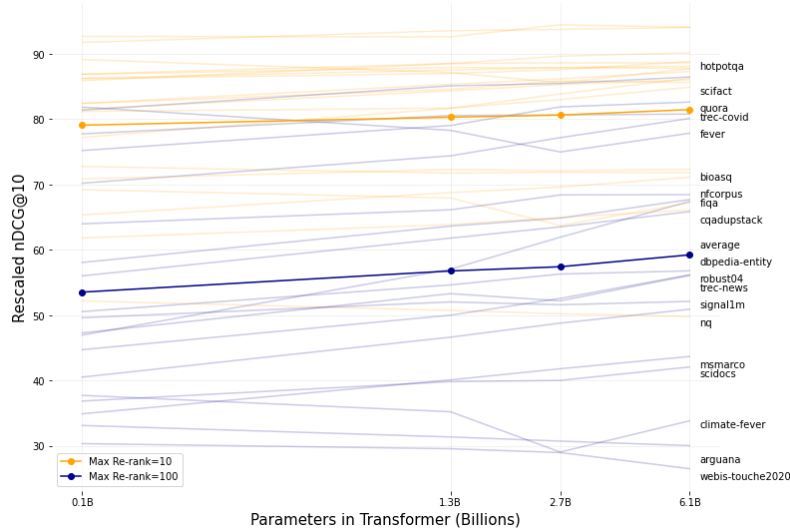


Figure 2: Scaling behavior across parameters and re-ranking for SGPT-CE on BEIR. Scores are rescaled nDCG@10 based on bounds defined in Table 9. Dataset labels are ordered by the *Max Re-rank=100* 6.1B performance. The higher on the y-axis, the more bottlenecked is the Cross-Encoder by BM25’s performance. Average scores include MS MARCO.

Id	Python	125M	6.1B
G	Documents are searched to find matches with the same content.\nThe document "{doc}" is a good search result for "{query}"	0.764	0.794
quoraA	Questions are searched to find matches with the same content.\nThe question "{doc}" is a good search result for "{query}"	0.766	
quoraB	Below are two similar questions asking the same thing.\nThe question "{doc}" is similar to "{query}"	0.751	
quoraC	These two questions are the same: 1. {doc} 2.{query}	0.740	
quoraD	Question Body: {doc} Question Title:{query}	0.782	0.830
quoraE	Question Body: {shortdoc} Question Title: {shortquery}\n Question Body: {doc} Question Title: {query}	0.773	

Table 3: SGPT-CE symmetric search results on Quora. The sum of log probabilities from {query} is used as the re-rank score. Overflowing tokens are truncated from the left of {doc}. Scores are **nDCG@10**.

In Figure 2, we investigate how performance scales with model size. As we are in a re-ranking setup, the Cross-Encoder performance is bounded by the documents returned by BM25. We provide the BM25 bounds and additional model results in Table 9. In a *Re-rank Top 10* setting, the model is significantly bottlenecked by BM25. SGPT-CE-6.1B reaches around 80% of the maximum possible performance. We hence observe high jumps in performance for datasets like HotpotQA or TREC-COVID as we move to top 100. In fact, the 0.791 nDCG@10 on TREC-COVID in Table 1 is not possible in a *Re-rank Top 10* setting as the bound is at 0.750, see Table 9. From the results, we infer that performance scales both as we re-rank more documents or increase model size.

3.2 Symmetric Search

We use the same methods outlined in Section 3.1.1, but adapt the prompt for symmetric search. We show this on the example of Quora in Table 3. In Section 2, we have explained why Quora is closer to symmetric search than asymmetric search. By adapting the prompt, SGPT-CE-6.1B improves by 6% outperforming all Quora results in Table 1.

Model Name	SBERT-Base	SGPT-125M	SGPT-1.3B	SGPT-2.7B	SGPT-5.8B
Transformer (T.)	BERT	GPT-Neo	GPT-Neo	GPT-Neo	GPT-J
Total params	109M	125M	1.3B	2.7B	5.8B
Bias tensors per T. layer	8	5	5	5	3
Bias params	103K	74K	395K	658K	692K
Bias params %	0.094%	0.060%	0.030%	0.025%	0.012%

Table 4: SGPT parameter overview. Due to the removal of the final language modeling head SGPT-BE-5.8B has 206M parameters less than SGPT-CE-6.1B or GPT-J-6.1B. GPT-Neo models tie the language modeling head weights with the input embeddings, hence there is no weight difference.

4 SGPT Bi-Encoder

4.1 Symmetric Search

4.1.1 Method

Like in Section 3.1.1, we first experiment with decoder transformers that have only gone through unsupervised pre-training. In the Bi-Encoder setting, a pooling operation is commonly applied to the model’s hidden states to reduce them to a vector whose size is irrespective of sequence length. SBERT [23] showed that a *MEAN* pooling mechanism outperforms *[CLS]* and *MAX* strategies for a BERT encoder. Due to the causal attention mask in an auto-regressive decoder transformer, tokens do not attend to future tokens like in an encoder transformer. Hence, only the last token has attended to all tokens in a sequence. To account for this information mismatch, we propose to give later tokens a higher weight using a position-weighted mean pooling method:

$$v = \sum_{i=1}^S w_i h_i \quad \text{where} \quad w_i = \frac{i}{\sum_{i=1}^S i} \quad (2)$$

where S is the sequence length, h_i the i th hidden state and v the query or document embedding. We compare weighted mean pooling with last token pooling, where the hidden state of the final token is the embedding, and regular mean pooling.

We follow recent work [9, 12, 17] and perform supervised contrastive learning with in-batch negatives. Given matching query-doc pairs $\{q^{(i)}, d^{(i)}\}_{i=1}^M$, we optimize the cost function:

$$J_{\text{CL}}(\theta) = \frac{1}{M} \sum_{i=1}^M \log \frac{\exp(\tau \cdot \sigma(f_{\theta}(q^{(i)}), f_{\theta}(d^{(i)})))}{\sum_{j=1}^M \exp(\tau \cdot \sigma(f_{\theta}(q^{(i)}), f_{\theta}(d^{(j)})))} \quad (3)$$

where f_{θ} is the SGPT model outputting a fixed-size vector, σ cosine similarity and τ a temperature parameter set to 20 in our experiments. We use GradCache [8] to train with large batch sizes in a limited memory setting. We train on SNLI [2] and MNLI [31]. We limit the model sequence length to 75 tokens during both training and inference.

For large models, we fine-tune only bias parameters and freeze the rest of the model. This has been recently proposed as BitFit [32] for BERT encoders. It has been shown to be competitive with full fine-tuning in various scenarios [11, 30, 15]. Table 4 shows the number of parameters trained for BitFit models. Due to fewer gradient updates, BitFit significantly reduces GPU memory and time required per step. Further, adding a BitFit checkpoint to an instance with an existing full model will only require storing the different biases. An instance already serving a 22.5GB fp32 GPT-J-6B model requires an additional 22MB of storage to serve an SGPT-5.8B-bitfit model.

4.1.2 Results

Figure 3 shows average precisions on USEB [29] across different methods and layers. In the unsupervised setting, decoder transformers strongly underperform encoders. However, after fine-tuning on the same dataset with the same hyperparameters, decoders (SGPT) with 125M parameters

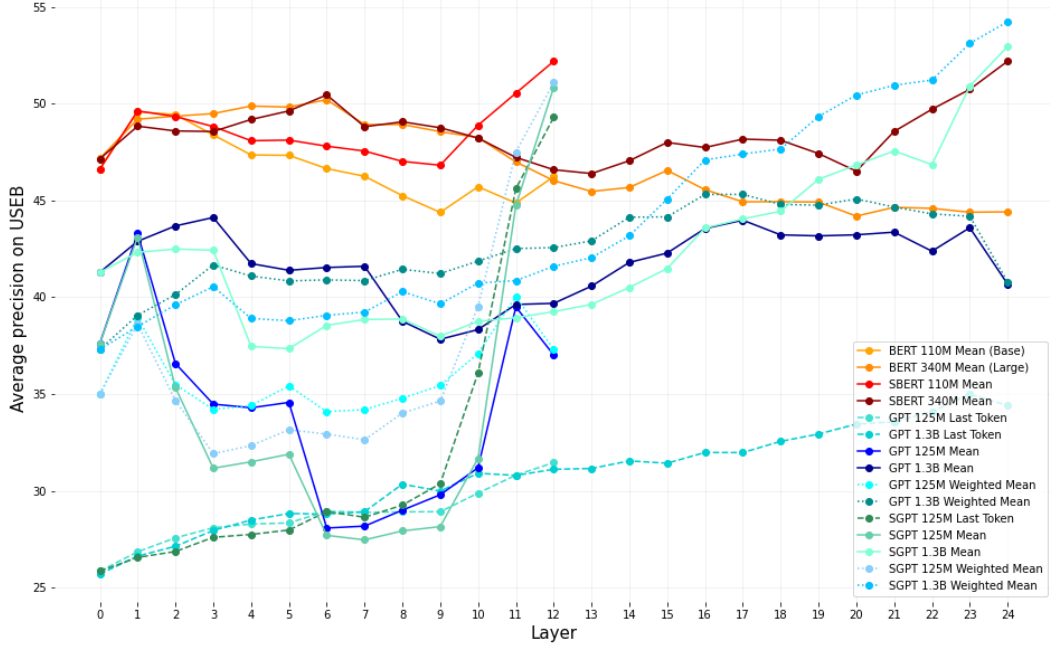


Figure 3: Performance on USEB [29] by taking the embeddings from certain layers. *S* models are fine-tuned on the same data with the same hyperparameters. Dashed, solid and dotted lines are last token, mean and weighted mean pooling, respectively. Shades of red are transformer encoders, while shades of blue are decoders. The 0th layer is the embeddings prior to the first transformer layer.

Dataset (→) Method (↓)	AskU	CQA	TURL	TwitterP PIT	Avg	Cite	CC	SciDocs CR	CV	Avg	Avg	Quora	STS-B
<i>OOD Unsupervised</i>													
BM25 ◇	53.4	13.3	71.9	70.5	71.2	58.9	61.3	67.3	66.9	63.6	50.4	80.8 [†]	
<i>OOD Unsupervised + OOD Supervised (NLI)</i>													
SBERT-base-nli-v2	52.8	11.6	75.5	71.5	73.5	68.0	70.6	71.1	73.5	70.8	52.2	78.9	83.9
SBERT-base-nli-v2-bf	53.8	11.7	76.6	72.9	74.8	67.5	70.6	70.8	73.0	70.5	52.7	78.8	81.8
SBERT-large-nli-v2	53.9	11.8	74.6	70.1	72.3	67.8	70.6	71.8	73.0	70.8	52.2	79.2	84.1
SGPT-0.1B-weightedmean-nli	54.9	11.2	72.7	66.0	69.3	66.2	68.9	68.9	71.7	68.9	51.1	79.5	81.0
SGPT-0.1B-weightedmean-nli-bf	54.9	10.8	72.3	65.3	68.8	64.7	67.4	68.0	70.8	67.8	50.6	77.5	78.6
SGPT-1.3B-weightedmean-nli	56.8	13.1	75.6	70.1	72.9	71.1	74.6	74.3	76.6	74.2	54.2	81.5	83.1
SGPT-1.3B-weightedmean-nli-bf	56.2	12.4	74.5	69.8	72.1	68.3	71.8	72.2	74.0	71.6	53.1	81.9	84.0
SGPT-2.7B-weightedmean-nli-bf	56.6	13.2	75.0	72.0	73.5	70.5	73.2	73.1	75.3	73.0	54.1	82.0	85.5
SGPT-5.8B-weightedmean-nli-bf	57.1	16.0	76.5	76.0	76.3	75.0	78.2	77.1	78.3	77.2	56.6	84.7	88.0
<i>OOD Unsupervised + OOD Unsupervised + OOD Supervised (NLI, [17])</i>													
Ada Similarity (Dec 2021)												82.2	
Curie Similarity (Dec 2021)												83.1	

Table 5: Results on USEB, Quora and STS-B. Metrics are **average precision** for USEB, **nDCG@10** for Quora and **Spearman** correlation for STS-B. **bf=BitFit**. **OOD=Out-of-domain**, to contrast these numbers from in-domain numbers in [29]. However, fragments may be in-domain due to the large pre-training data of the transformer models. *SGPT-0.1B-weightedmean-nli* performs 2% worse than *SBERT-base-nli-v2* on USEB, but improves on Quora by 1%. Note that there is still a size difference of 14% between the two models. ◇: Results from [29] except when marked with †. CQADupstack and SciDocs differ from the same-name datasets in BEIR. We provide the code for running OpenAI similarity endpoints on USEB. Feel free to message the author if you would like to fund them (around 300 USD for Curie).

closely trail the 110M parameter encoder (SBERT) for the 12th layer. When increasing SGPT size ten-fold, the last layer performance increases beyond that of SBERT models. Weighted mean pooling outperforms other pooling mechanisms for decoders.

Table 5 provides performance on the individual USEB datasets, Quora and STS-B. STS-B scores should not be the focus of comparison due to the drawbacks highlighted in [29]. Despite training on less than 0.1% of parameters BitFit models are within +2 to -2% of fully fine-tuned ones. We investigate gradients in Figure 4. BitFit degrades performance more for decoders than encoders. This could be due to the missing bias parameters, see Table 4. [32] highlights the importance of

Training (→)	Unsupervised		U. + U.	Unsupervised + Supervised			Unsupervised + Unsupervised + Supervised			
Model (→) Dataset (↓)	[24] BM25	SGPT-CE SGPT-6.1B	[17] cpt-text-L♥	[26] BM25+CE♣	[10] TAS-B♣	SGPT-BE SGPT-5.8B	[12] Contriever♠	[19] GTR-XXL♦	OpenAI Embeddings [17] cpt-text-L♥ cpt-text-XL♥	
MS MARCO	0.228	0.290		0.413 [‡]	0.408 [‡]	0.399 [‡]		0.442[‡]		
TREC-COVID	0.688	0.791	0.427	0.757	0.481	0.873	0.596	0.501	0.562	0.649
BioASQ	0.488	0.547		0.523	0.383	0.413		0.324		
NFCorpus	0.306	0.347	0.369	0.350	0.319	0.362	0.328	0.342	0.380	0.407
NQ	0.326	0.401		0.533	0.463	0.524	0.498	0.568		
HotpotQA	0.602	0.699	0.543	0.707	0.584	0.593	0.638	0.599	0.648	0.688
FiQA-2018	0.254	0.401	0.397	0.347	0.300	0.372	0.329	0.467	0.452	0.512
Signal-1M (RT)	0.330	0.323		0.338	0.289	0.267		0.273		
TREC-NEWS	0.405	0.466		0.431	0.377	0.481		0.346		
Robust04	0.425	0.480		0.475	0.427	0.514		0.506		
ArguAna	0.472	0.286	0.392	0.311	0.429	0.514	0.446	0.540	0.469	0.435
Touche-2020	0.347	0.234	0.228	0.271	0.162	0.254	0.230	0.256	0.309	0.291
CQADupStack	0.326	0.420		0.370	0.314	0.381	0.345	0.399		
Quora	0.808	0.794	0.687	0.825	0.835	0.846	0.865	0.892	0.677	0.638
DBPedia	0.320	0.370	0.312	0.409	0.384	0.399	0.413	0.408	0.412	0.432
SCIDocs	0.165	0.196		0.166	0.149	0.197	0.165	0.161	0.177 [†]	
FEVER	0.649	0.725	0.638	0.819	0.700	0.783	0.758	0.740	0.756	0.775
Climate-FEVER	0.186	0.161	0.161	0.253	0.228	0.305	0.237	0.267	0.194	0.223
SciFact	0.611	0.682	0.712	0.688	0.643	0.747	0.677	0.662	0.744	0.754
Sub-Average	0.477	0.499	0.442	0.520	0.460	0.550	0.502	0.516	0.509	0.528
Average	0.428	0.462		0.476	0.395	0.490		0.458		
Best on	1	2	0	3	0	5	0	3	0	4

Table 6: Comparison of BEIR state-of-the-art models. Keep model size, latency and training time in mind when inspecting this table. Further, this table compares 2 Cross-Encoders and 8 Bi-Encoders, whose respective trade-offs should be considered. Scores are **nDCG@10**. ‡: In-domain performance. ♣: Results from [26]. ♠: Results from [12]. ♦: Results from [19]. ♥: Results from [17] except when marked with †. Other scores are from us. Average scores do not include MS MARCO.

the query bias vector for BERT, which is not present for SGPT models. *SGPT-5.8B-weightedmean-nli-bitfit* sets an out-of-domain state-of-the-art on USEB, but is outperformed by models trained in-domain in [29]. We observed performance gains by increasing the training batch size. *SGPT-5.8B-weightedmean-nli-bitfit* is trained with a batch size of 1024. Other models use lower batch sizes, which partly explains the performance jump to the 5.8B model. In Table 12, we provide results for a *SGPT-5.8B-weightedmean-nli-bitfit* trained with a lower batch size of 48.

4.2 Asymmetric Search

4.2.1 Method

If not otherwise specified, we follow the same setup as in Section 4.1.1. For asymmetric search, we train on MS-MARCO [18]. We limit the model sequence length to 300 tokens during both training and inference. We follow concurrent work [17] and add enclosing brackets to help the model distinguish between query and document. We embed the tokens of query q in two brackets as $[q_{0-n}]$. For documents, we use curly brackets: $\{d_{0-n}\}$. We add the token ids of the brackets to the already tokenized text to avoid the tokens intermingling. We refer to these special brackets as *specb*.

4.2.2 Results

Table 6 benchmarks **SGPT-BE-5.8B** (*SGPT-5.8B-weightedmean-msmarco-specb-bitfit*) on BEIR [26] with: (a) **BM25** [24], a non-semantic fast baseline (b) **SGPT-CE-6.1B** from Section 3 (c) **BM25+CE** [26], the current overall state-of-the-art on BEIR (d) **TAS-B** [10], the original Bi-Encoder state-of-the-art on BEIR (e) **Contriever** [12], a similar training scheme as [17] but using an encoder transformer (f) **GTR-XXL** [19], the current Bi-Encoder state-of-the-art on BEIR with 4.8 billion parameters using the BERT-like encoder transformer of T5 [22] (g) **cpt-text**, a GPT-like decoder transformer architecture concurrently proposed in [17]. Corresponding parameter estimates are in Table 2.

SGPT-5.8B achieves the best average nDCG@10 both on the BEIR subset selected in [17] and on the full BEIR benchmark. It outperforms the roughly same-sized cpt-text-L and the 30x larger cpt-text-XL by 8.1% and 4.2%, respectively. Yet, cpt-text models have gone through an additional unsupervised training stage [17] and are fully trained. SGPT-BE-5.8B fine-tunes just 700K parameters, 0.0004% of the parameters fine-tuned for cpt-text-XL [17]. See Table 2 for sizes. We suspect much of the difference to come from the cpt-text model’s inferior last token pooling as shown in Figure 3.

SGPT-BE-5.8B improves on the overall state-of-the-art, a Cross-Encoder, by 3%. It improves on the previously best sentence embeddings (Bi-Encoder) on BEIR, GTR-XXL, by 7%. However, these improvements come at a significant cost. GTR-XXL has 20% fewer parameters and its embeddings have 768 dimensions. SGPT-BE-5.8B produces embeddings with 4096 dimensions, hence requiring about 5x more storage. It took the model six days on one Nvidia A100 GPU to encode the entire BioASQ corpus with 15M documents and an average 200 words each [26]. Its comparatively low performance on BioASQ may be improved by increasing the sequence length limit beyond 300, however, requiring additional compute. For SGPT-CE-6.1B, the sequence length limit was 2048 for the combined prompt on all datasets. The high performance on TREC-COVID for SGPT models could be due to the different pre-training datasets. The SGPT pre-training dataset, *The Pile* [7], contains data until mid-2020. This may give the models an information advantage on Covid-19. Lastly, we highlight that on Quora SGPT-BE-5.8B-msmarco is outperformed by SGPT-BE-5.8B-nli from Table 5. Given our classification of Quora as a symmetric search task in Section 2, this supports our overall distinction between asymmetric and symmetric search. We advise users of our models to classify their tasks as symmetric or asymmetric and use the appropriate model. For non-classifiable embedding tasks, both may work, but we recommend experimenting with embeddings from the symmetric models in Section 4.1 first.

5 Conclusion and Future Work

This work presented SGPT. Building on SBERT, we proposed modifications to GPT models to use them as Cross- or Bi-Encoders for semantic search.

SGPT-BE uses position-weighted mean pooling and fine-tuning of only bias tensors. At scale, it produces new state-of-the-art sentence embeddings. The model can be used for semantic search or other embedding tasks. We recommend using SGPT-BE-5.8B when compute and storage are of high availability and maximum performance is desired.

SGPT-CE extracts log probabilities of pre-trained GPT models to produce unsupervised state-of-the-art search results. The setup presented can only be used for semantic search. Storage can be limited, but compute should be of high availability for SGPT-CE-6.1B. The prompt and max re-rank parameter can be adjusted depending on performance and latency requirements.

Future research could fine-tune a GPT Cross-Encoder on MSMARCO similar to the BM25+CE model. We suspect that this should outperform the presented non-fine-tuned SGPT-CE model as well as SGPT-BE if enough documents are re-ranked. Further, the combination of SGPT with GPT for generative search results could be interesting. Possibly, SGPT embeddings could be injected into GPT models to generate answers. Lastly, a detailed study of the disadvantages of the missing biases in large GPT models could be helpful to consider their inclusion in the training of future large language models.

Acknowledgments

We thank Constantin Eichenberg and Samuel Weinbach for insightful discussions and valuable feedback throughout the project. We thank Robert Baldock, Marco Bellagente and Koen Oostermeijer for reading drafts of this paper. This work has been supported by OpenAI under the academic access program.

References

- [1] Alex Andonian, Quentin Anthony, Stella Biderman, Sid Black, Preetham Gali, Leo Gao, Eric Hallahan, Josh Levy-Kramer, Connor Leahy, Lucas Nestler, Kip Parker, Michael Pieler, Shivanshu Purohit, Tri Songz, Phil Wang, and Samuel Weinbach. 2021. [GPT-NeoX: Large Scale Autoregressive Language Modeling in PyTorch](#). 4
- [2] Samuel R Bowman, Gabor Angeli, Christopher Potts, and Christopher D Manning. 2015. A large annotated corpus for learning natural language inference. *arXiv preprint arXiv:1508.05326*. 7
- [3] Tom B Brown, Benjamin Mann, Nick Ryder, Melanie Subbiah, Jared Kaplan, Prafulla Dhariwal, Arvind Neelakantan, Pranav Shyam, Girish Sastry, Amanda Askell, et al. 2020. Language models are few-shot learners. *arXiv preprint arXiv:2005.14165*. 4, 5
- [4] Daniel Cer, Yinfei Yang, Sheng-yi Kong, Nan Hua, Nicole Limtiaco, Rhomni St John, Noah Constant, Mario Guajardo-Cespedes, Steve Yuan, Chris Tar, et al. 2018. Universal sentence encoder. *arXiv preprint arXiv:1803.11175*. 3
- [5] Jacob Devlin, Ming-Wei Chang, Kenton Lee, and Kristina Toutanova. 2018. Bert: Pre-training of deep bidirectional transformers for language understanding. *arXiv preprint arXiv:1810.04805*. 3, 4
- [6] Thibault Formal, Carlos Lassance, Benjamin Piwowarski, and Stéphane Clinchant. 2021. SPLADE v2: Sparse lexical and expansion model for information retrieval. *arXiv preprint arXiv:2109.10086*. 3
- [7] Leo Gao, Stella Biderman, Sid Black, Laurence Golding, Travis Hoppe, Charles Foster, Jason Phang, Horace He, Anish Thite, Noa Nabeshima, et al. 2020. The pile: An 800gb dataset of diverse text for language modeling. *arXiv preprint arXiv:2101.00027*. 10
- [8] Luyu Gao, Yunyi Zhang, Jiawei Han, and Jamie Callan. 2021. Scaling deep contrastive learning batch size under memory limited setup. *arXiv preprint arXiv:2101.06983*. 7
- [9] Tianyu Gao, Xingcheng Yao, and Danqi Chen. 2021. Simcse: Simple contrastive learning of sentence embeddings. *arXiv preprint arXiv:2104.08821*. 7
- [10] Sebastian Hofstätter, Sheng-Chieh Lin, Jheng-Hong Yang, Jimmy Lin, and Allan Hanbury. 2021. Efficiently teaching an effective dense retriever with balanced topic aware sampling. In *Proceedings of the 44th International ACM SIGIR Conference on Research and Development in Information Retrieval*, pages 113–122. 9
- [11] Edward J Hu, Yelong Shen, Phillip Wallis, Zeyuan Allen-Zhu, Yanzhi Li, Shean Wang, Lu Wang, and Weizhu Chen. 2021. Lora: Low-rank adaptation of large language models. *arXiv preprint arXiv:2106.09685*. 7
- [12] Gautier Izacard, Mathilde Caron, Lucas Hosseini, Sebastian Riedel, Piotr Bojanowski, Armand Joulin, and Edouard Grave. 2021. Towards Unsupervised Dense Information Retrieval with Contrastive Learning. *arXiv preprint arXiv:2112.09118*. 7, 9
- [13] P. Kharya and A. Alvi. 2021. [Using DeepSpeed and Megatron to Train Megatron-Turing NLG 530B, the World’s Largest and Most Powerful Generative Language Model](#). 3
- [14] Omar Khattab and Matei Zaharia. 2020. Colbert: Efficient and effective passage search via contextualized late interaction over bert. In *Proceedings of the 43rd International ACM SIGIR conference on research and development in Information Retrieval*, pages 39–48. 4
- [15] Robert L Logan IV, Ivana Balažević, Eric Wallace, Fabio Petroni, Sameer Singh, and Sebastian Riedel. 2021. Cutting down on prompts and parameters: Simple few-shot learning with language models. *arXiv preprint arXiv:2106.13353*. 7
- [16] Macedo Maia, Siegfried Handschuh, André Freitas, Brian Davis, Ross McDermott, Manel Zarrouk, and Alexandra Balahur. 2018. Wwv’18 open challenge: financial opinion mining and question answering. In *Companion Proceedings of the The Web Conference 2018*, pages 1941–1942. 13

- [17] Arvind Neelakantan, Tao Xu, Raul Puri, Alec Radford, Jesse Michael Han, Jerry Tworek, Qiming Yuan, Nikolas Tezak, Jong Wook Kim, Chris Hallacy, et al. 2022. Text and Code Embeddings by Contrastive Pre-Training. *arXiv preprint arXiv:2201.10005*. 5, 7, 8, 9, 16
- [18] Tri Nguyen, Mir Rosenberg, Xia Song, Jianfeng Gao, Saurabh Tiwary, Rangan Majumder, and Li Deng. 2016. MS MARCO: A human generated machine reading comprehension dataset. In *CoCo@ NIPS*. 5, 9
- [19] Jianmo Ni, Chen Qu, Jing Lu, Zhuyun Dai, Gustavo Hernández Ábrego, Ji Ma, Vincent Y Zhao, Yi Luan, Keith B Hall, Ming-Wei Chang, et al. 2021. Large Dual Encoders Are Generalizable Retrievers. *arXiv preprint arXiv:2112.07899*. 3, 9
- [20] Alec Radford, Karthik Narasimhan, Tim Salimans, and Ilya Sutskever. 2018. Improving language understanding by generative pre-training. 3
- [21] Alec Radford, Jeffrey Wu, Rewon Child, David Luan, Dario Amodei, Ilya Sutskever, et al. 2019. Language models are unsupervised multitask learners. *OpenAI blog*, 1(8):9. 4
- [22] Colin Raffel, Noam Shazeer, Adam Roberts, Katherine Lee, Sharan Narang, Michael Matena, Yanqi Zhou, Wei Li, and Peter J Liu. 2019. Exploring the limits of transfer learning with a unified text-to-text transformer. *arXiv preprint arXiv:1910.10683*. 9
- [23] Nils Reimers and Iryna Gurevych. 2019. Sentence-bert: Sentence embeddings using siamese bert-networks. *arXiv preprint arXiv:1908.10084*. 3, 4, 7
- [24] Stephen Robertson and Hugo Zaragoza. 2009. *The probabilistic relevance framework: BM25 and beyond*. Now Publishers Inc. 3, 4, 5, 9, 15, 17
- [25] Nandan Thakur, Nils Reimers, Johannes Daxenberger, and Iryna Gurevych. 2020. Augmented sbert: Data augmentation method for improving bi-encoders for pairwise sentence scoring tasks. *arXiv preprint arXiv:2010.08240*. 4
- [26] Nandan Thakur, Nils Reimers, Andreas Rücklé, Abhishek Srivastava, and Iryna Gurevych. 2021. BEIR: A Heterogenous Benchmark for Zero-shot Evaluation of Information Retrieval Models. *arXiv preprint arXiv:2104.08663*. 3, 4, 5, 9, 10
- [27] Ashish Vaswani, Noam Shazeer, Niki Parmar, Jakob Uszkoreit, Llion Jones, Aidan N Gomez, Łukasz Kaiser, and Illia Polosukhin. 2017. Attention is all you need. In *Advances in neural information processing systems*, pages 5998–6008. 3
- [28] Ben Wang and Aran Komatsuzaki. 2021. GPT-J-6B: A 6 Billion Parameter Autoregressive Language Model. <https://github.com/kingoflolz/mesh-transformer-jax>. 4
- [29] Kexin Wang, Nils Reimers, and Iryna Gurevych. 2021. TSDAE: Using Transformer-based Sequential Denoising Auto-Encoder for Unsupervised Sentence Embedding Learning. *arXiv preprint arXiv:2104.06979*. 4, 7, 8, 9, 17
- [30] Yaqing Wang, Subhabrata Mukherjee, Xiaodong Liu, Jing Gao, Ahmed Hassan Awadallah, and Jianfeng Gao. 2021. LiST: Lite Self-training Makes Efficient Few-shot Learners. *arXiv preprint arXiv:2110.06274*. 7
- [31] Adina Williams, Nikita Nangia, and Samuel R Bowman. 2017. A broad-coverage challenge corpus for sentence understanding through inference. *arXiv preprint arXiv:1704.05426*. 7
- [32] Elad Ben Zaken, Shauli Ravfogel, and Yoav Goldberg. 2021. BitFit: Simple Parameter-efficient Fine-tuning for Transformer-based Masked Language-models. *arXiv preprint arXiv:2106.10199*. 3, 7, 8

A Appendix

Id	Python	Example
A	{doc} {query}	If you receive dividends on an investment, those are taxed. Tax on Stocks or ETF's
B	{doc}\n{query}	If you receive dividends on an investment, those are taxed. Tax on Stocks or ETF's
C	Document:\n{doc}\n\nQuery:\n{query}	Document: If you receive dividends on an investment, those are taxed. Query: Tax on Stocks or ETF's
D	Body:\n{doc}\n\nTitle:\n{query}	Body: If you receive dividends on an investment, those are taxed. Title: Tax on Stocks or ETF's
E	selected document:\n{doc}\n\nrelevant query:\n{query}	selected document: If you receive dividends on an investment, those are taxed. relevant query: Tax on Stocks or ETF's
F	The selected text is:\n{doc}\n\nThe relevant title is:\n{query}	The selected text is: If you receive dividends on an investment, those are taxed. The relevant title is: Tax on Stocks or ETF's
G	Documents are searched to find matches with the same content.\nThe document "{doc}" is a good search result for "{query}"	Documents are searched to find matches with the same content. The document "If you receive dividends on an investment, those are taxed." is a good search result for "Tax on Stocks or ETF's"
H	Documents are searched to find matches with the same content.\nDocument: "{doc}"\n\nThe above document is a good match for the query: "{query}"	Documents are searched to find matches with the same content. Document: "If you receive dividends on an investment, those are taxed." The above document is a good match for the query: "Tax on Stocks or ETF's"
I	# Get matching document and query with the same content\nget_document()\n{doc}\nget_query_matching_document()\n{query}"	# Get matching document and query with the same content get_document() If you receive dividends on an investment, those are taxed. get_query_matching_document() Tax on Stocks or ETF's
J	Documents are searched to find matches with the same content.\nThe document "{shortdoc}" is a good search result for "{shortquery}"\n\nThe document "{doc}" is a good search result for "{query}"	Documents are searched to find matches with the same content. The document "If you receive dividends on an investment, those are taxed." is a good search result for "Tax on Stocks or ETF's" The document "If you receive dividends on an investment, those are taxed." is a good search result for "Tax on Stocks or ETF's"
K	Document:\n{shortdoc}\n\nQuery:\n{shortquery}\n\nDocument:\n{doc}\n\nQuery:\n{query}	Document: If you receive dividends on an investment, those are taxed. Query: Tax on Stocks or ETF's Document: If you receive dividends on an investment, those are taxed. Query: Tax on Stocks or ETF's
L	An intelligent, helpful bot is given. The bot responds "Yes" if the document is a fit to the query and "No" otherwise.\n\nDocument: {doc}\nQuery: {query}\nBot: {Yes}	An intelligent, helpful bot is given. The bot responds "Yes" if the document is a fit to the query and "No" otherwise. ### Document: If you receive dividends on an investment, those are taxed. Query: Tax on Stocks or ETF's Bot: Yes

Table 7: Prompts searched over ordered by increasing complexity. The example is the shortest query-doc match from FiQA [16]. The sum of log probabilities from {query} is used as the re-rank score. Overflowing tokens are truncated from the left of {doc}.

Id	TREC-Covid	NFCorpus	FiQA	Touché-2020	DBPedia	SciFact	Avg
<i>Baseline</i>							
BM25	0.68803	0.30630	0.25407	0.34707	0.32016	0.61100	0.42111
<i>SGPT-Neo2.7B - Base Prompts</i>							
A	0.76104	0.30014	0.32123	0.23390	0.33272	0.61284	0.42698
B	0.67918	0.29101	0.32468	0.26027	0.33584	0.61114	0.41702
C	0.75144	0.32429	0.35669	0.25349	0.34872	0.64377	0.44640
D	0.74194	0.32671	0.33099	0.25514	0.34126	0.63182	0.43798
E	0.71957	0.32502	0.36201	0.26621	0.35977	0.63839	0.44516
F	0.75060	0.32509	0.35246	0.24975	0.35814	0.64710	0.44719
G	0.76223	0.33283	0.36866	0.25546	0.36684	0.67555	0.46026
H	0.76880	0.33457	0.37940	0.25135	0.36218	0.66105	0.45956
I	0.71819	0.31729	0.33234	0.28724	0.33688	0.65875	0.44178
<i>SGPT-Neo2.7B - One-shot prompts</i>							
J	0.67664	0.32655	0.33772	0.25806	0.34739	0.62981	0.42936
K	0.66603	0.32612	0.34823	0.25869	0.34768	0.63656	0.43055
<i>SGPT-Neo2.7B - Only Yes/No token probabilities are compared</i>							
L	0.53819	0.18379	0.05593	0.20737	0.10268	0.40389	0.24864

Table 8: Prompt search results. Ids correspond to Table 7. For prompt *L*, softmax was only computed over the token ids for *Yes* and *No*. Scores are **nDCG@10**.

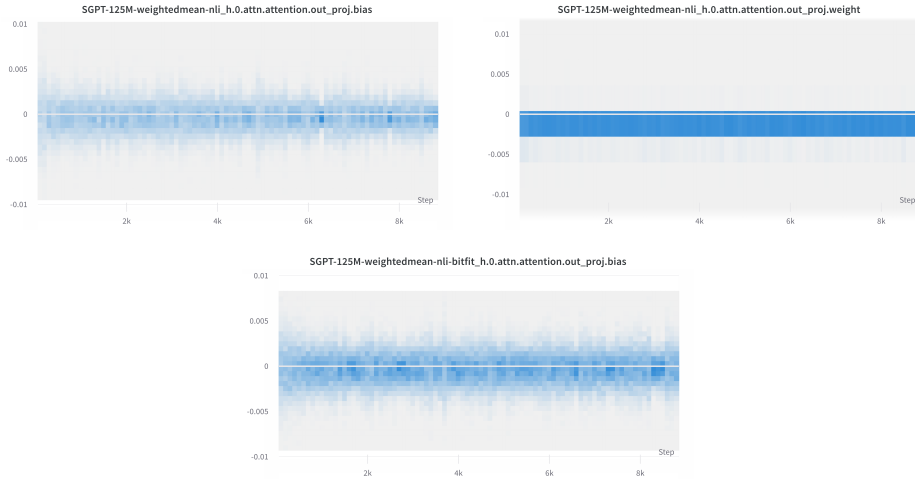


Figure 4: Weight and bias gradients of the attention out projection in the first transformer layer. Weight gradients are less variable than bias gradients during training in the upper graphs. Bias gradients show slightly more activity when weights are frozen in the BitFit model in the lower graph.

Ranking (\rightarrow)	Re-rank Top 0	Re-rank Top 10			Re-rank Top 100		
Model (\rightarrow)	[24]	SGPT- P_G			SGPT- P_G		
Dataset (\downarrow)	BM25	125M	1.3B	Bound	125M	1.3B	Bound
MS MARCO	0.228	0.237	0.245	0.383	0.232	0.267	0.664
TREC-COVID	0.688	0.695	0.694	0.750	0.693	0.735	0.988
BioASQ	0.488	0.507	0.514	0.588	0.511	0.528	0.798
NFCorpus	0.306	0.314	0.316	0.364	0.298	0.327	0.513
NQ	0.326	0.336	0.354	0.514	0.319	0.367	0.788
HotpotQA	0.602	0.633	0.645	0.690	0.658	0.688	0.808
FiQA-2018	0.254	0.281	0.297	0.363	0.280	0.340	0.595
Signal-1M (RT)	0.330	0.339	0.343	0.390	0.307	0.322	0.619
TREC-NEWS	0.405	0.400	0.402	0.492	0.393	0.443	0.831
Robust04	0.425	0.419	0.434	0.508	0.382	0.427	0.854
ArguAna	0.472	0.394	0.383	0.754	0.315	0.299	0.952
Touché-2020	0.347	0.340	0.335	0.467	0.268	0.261	0.881
CQADupStack	0.326	0.348	0.360	0.426	0.357	0.394	0.637
Quora	0.808	0.794	0.809	0.914	0.764	0.791	0.982
DBPedia	0.320	0.328	0.336	0.397	0.329	0.356	0.651
SCIDOCS	0.165	0.173	0.177	0.245	0.171	0.185	0.465
FEVER	0.649	0.735	0.718	0.824	0.762	0.729	0.931
Climate-FEVER	0.186	0.194	0.191	0.281	0.179	0.167	0.474
SciFact	0.611	0.626	0.645	0.729	0.621	0.652	0.825
Average	0.428	0.436	0.442	0.539	0.423	0.445	0.755

Table 9: Additional SGPT Cross-Encoder scores on BEIR. Bounds are the maximum achievable score, given the first-stage BM25 results. We report additional *Max Re-rank=10* scores using OpenAI’s search endpoint: TREC-COVID: 0.545 (Ada), 0.539 (Davinci); SciFact: 0.670 (Ada), 0.658 (Davinci). Scores are **nDCG@10**. Average scores do not include MS MARCO.

Model (→) Dataset (↓)	OpenAI Embeddings Search		OpenAI Embeddings Similarity	
	Ada	Curie	Ada	Curie
MS MARCO	0.37935 [‡]			
TREC-COVID	0.68067	0.56141	0.18800	0.07612
NFCorpus	0.33170	0.38007	0.18166	0.19961
NQ	0.42815		0.02020	
HotpotQA	0.59393		0.12598	
FiQA-2018	0.38412	0.45211	0.07541	0.05138
Signal-1M (RT)	0.25388		0.22923	
TREC-NEWS	0.43899			
ArguAna	0.46913	0.46978	0.39647	
Touché-2020	0.28679			
CQADupStack			0.10171	
Quora	0.70572		0.82175	0.83107
DBPedia			0.03479	
SCIDOCS	0.14827	0.17738	0.06275	
SciFact	0.67255	0.74345		0.46676

Table 10: Our results using the OpenAI Embeddings Endpoint in December 2021. They match closely with the results published in [17]. Scores are **nDCG@10**. ‡: In-domain performance.

Method	NFCorpus	FiQA	ArguAna	SCIDOCS	SciFact	Avg
<i>Unsupervised</i>						
BM25	0.30630	0.25407	0.47174	0.16472	0.61100	0.36157
<i>Unsupervised + Supervised (MSMARCO)</i>						
SBERT-base-msmarco	0.26316	0.25269	0.43918	0.13302	0.53685	0.32498
SBERT-base-msmarco-asym	0.26532	0.22916	0.41694	0.11993	0.49366	0.30500
SBERT-base-msmarco-bitfit	0.24934	0.22260	0.46007	0.12843	0.53443	0.31897
SGPT-125M-weightedmean-msmarco	0.21628	0.19757	0.41055	0.11720	0.54417	0.29715
SGPT-125M-weightedmean-msmarco-asym	0.20919	0.20865	0.35309	0.10618	0.52456	0.28034
SGPT-125M-weightedmean-msmarco-bitfit	0.19088	0.17411	0.45265	0.11244	0.53280	0.24381
SGPT-125M-weightedmean-msmarco-specb	0.23734	0.22793	0.41137	0.11542	0.58245	0.31490
SGPT-125M-weightedmean-msmarco-specb-bitfit	0.22327	0.20911	0.44932	0.11956	0.57703	0.31566
SGPT-125M-lasttoken-msmarco-specb	0.14277	0.18626	0.28850	0.11014	0.31202	0.20794
SGPT-125M-weightedmean-msmarco-specb-bitfitwte	0.14440	0.09439	0.15428	0.05666	0.32163	0.15427
SGPT-1.3B-weightedmean-msmarco-specb-bitfit	0.31748	0.30813	0.47963	0.15827	0.67697	0.38810
SGPT-2.7B-weightedmean-msmarco-specb-bitfit	0.32936	0.32469	0.49207	0.16520	0.71228	0.40472
SGPT-5.8B-weightedmean-msmarco-specb-bitfit-bs48	0.35330	0.37080	0.49888	0.19389	0.74195	0.43176
SGPT-5.8B-weightedmean-msmarco-specb-bitfit-bs256	0.36213	0.37200	0.51352	0.19719	0.74693	0.43835
<i>Unsupervised + Unsupervised + Supervised (MSMARCO)</i>						
Ada Search (Dec 2021)	0.33170	0.38412	0.46913	0.14827	0.67255	0.40115
Curie Search (Dec 2021)	0.38007	0.45211	0.46978	0.17738	0.74345	0.44456

Table 11: SGPT-BE experiments on a subset of the 5 smallest BEIR datasets by corpus size. The best checkpoint for all models is displayed. **specb=special brackets**. **bs=batch size**. **bitfitwte=BitFit + Word Token Embeddings are trained**. The idea was to help the model learn the special role of the brackets. It did not help. **asym=Two-tower model** with separate transformers for queries and documents. *SGPT-125M-weightedmean-msmarco-specb* performs 3% worse than *SBERT-base-msmarco* on average. *SGPT-125M-weightedmean-msmarco-specb-bitfit* performs 1% worse than *SBERT-base-msmarco-bitfit* on average. Interestingly, Curie beats SGPT-5.8B on this subset, but does not on the bigger subset in Table 6. Scores are **nDCG@10**.

Dataset (→) Method (↓)	AskU	CQA	TwitterP			SciDocs					Avg	Quora	STS-B
			TURL	PIT	Avg	Cite	CC	CR	CV	Avg			
<i>OOD Unsupervised</i>													
BERT-base-uncased-mean	48.5	6.5	69.1	61.7	65.4	59.4	65.1	65.4	68.6	64.6	46.2	57.3	
BERT-large-uncased-mean	49.5	6.1	63.2	51.0	57.1	60.7	65.7	65.1	68.6	65.0	44.4		
GPT-1.3B-mean	50.9	4.9	56.1	47.5	51.8	50.2	56.8	65.1	59.1	55.1	40.7	45.4	
GPT-1.3B-weightedmean	50.2	5.7	50.6	49.1	49.9	53.3	57.0	58.5	61.1	57.5	40.8		
GPT-1.3B-lasttoken	45.7	4.5	35.8	34.8	35.3	49.7	52.0	53.2	53.7	52.2	34.4		
<i>OOD Unsupervised + OOD Supervised (NLI)</i>													
SBERT-large-nli-v2	53.9	11.8	74.6	70.1	72.3	67.8	70.6	71.8	73.0	70.8	52.2	79.2	84.1
SGPT-125M-mean-nli	53.9	10.9	73.7	66.6	70.1	65.9	68.3	68.6	70.9	68.4	50.8	79.1	79.6
SGPT-125M-mean-nli-bf	54.9	11.1	72.8	64.3	68.6	63.5	66.6	67.0	69.4	66.6	50.3	77.0	76.9
SGPT-125M-mean-nli-linear5	50.1	6.0	67.9	58.4	63.1	53.2	57.1	58.4	61.8	57.6	44.2		62.8
SGPT-125M-mean-nli-linearthenpool5	50.1	6.4	69.2	60.3	64.8	55.9	59.5	60.9	64.8	60.3	45.4		68.6
SGPT-125M-learnmean-nli	54.1	11.2	73.6	66.8	70.2	65.7	68.4	68.7	71.0	68.4	51.0	79.3	80.1
SGPT-1.3B-mean-nli	56.2	12.5	75.5	67.6	71.5	68.6	71.6	72.3	73.7	71.5	53.0	80.5	81.8
SGPT-5.8B-weightedmean-nli-bf-bs48	55.9	15.0	74.8	74.1	74.4	73.8	77.1	76.6	77.5	76.3	55.4	83.9	86.3

Table 12: Additional results on USEB, Quora and STS-B. Metrics are **average precision** for USEB, **nDCG@10** for Quora and **Spearman** correlation for STS-B. **bf=BitFit**. **bs=batch size**. **OOD=Out-of-domain**, to contrast these numbers from in-domain numbers in [29]. However, fragments may be in-domain due to the large pre-training data of the transformer models. CQADupstack and SciDocs differ from the same-name datasets in BEIR.

Models (→) 1 Query & 3 Documents (↓)	[24] BM25	SGPT-BE-nli SGPT-125M	SGPT-BE-nli SGPT-5.8B
deep learning			
artificial intelligence	0	0.692	0.579
deep throating	1.08	0.460	0.347
artificial snow	0	0.422	0.247

Table 13: Document similarity scores with the query "deep learning". The higher the more similar. BM25 is keyword-based, hence does not assign any scores to "artificial intelligence" or "artificial snow" in this scenario. Depending on the user, this may or may not result in undesirable search results.