

Fast online inference for nonlinear contextual bandit based on Generative Adversarial Network

Yun Da Tsai, Shoe De Lin

bb04902103@gmail.com, sdlin@csie.ntu.edu.tw

*Department of Computer Science, National Taiwan University
No. 1, Sec. 4, Roosevelt Rd., Taipei 10617, Taiwan*

Abstract

This work addresses the efficiency concern on inferring a nonlinear contextual bandit when the number of arms n is very large. We propose a neural bandit model with an end-to-end training process to efficiently perform bandit algorithms such as Thompson Sampling and UCB during inference. We advance state-of-the-art time complexity to $O(\log n)$ with approximate Bayesian inference, neural random feature mapping, approximate global maxima and approximate nearest neighbor search. We further propose a generative adversarial network to shift the bottleneck of maximizing the objective for selecting optimal arms from inference time to training time, enjoying significant speedup with additional advantage of enabling batch and parallel processing. Extensive experiments on classification and recommendation tasks demonstrate order-of-magnitude improvement in inference time no significant degradation on the performance.

Keywords: Neural Networks, Bandit, GAN, Thompson Sampling, UCB algorithm

2010 MSC: 00-01, 99-00

1. Introduction

Bandit algorithms for exploration-exploitation have attracted attentions from both academic and industrial communities. The bandit agent learns in a stochastic environment to estimate the reward of each arm. The goal is to eventually minimize regret that measures how much cumulative reward an agent gains by selecting different arms over a period of time. Bandit algorithms have wide applications, for instance, online advertisements, recommendation [1, 2], information retrieval [3, 4], routing and network optimization [5, 6], and influence maximization in social networks [7].

Online recommendation applications normally require real-time responses given the context information. Most existing bandit algorithms, such as Upper Confidence Bound (UCB) and Thompson Sampling (TS), find the optimal arm by maximizing the objective in every arm selection process, which prevents

efficient online inference when the number of arms grows. One can rely on linear models to ease such burden with asymptotically optimal algorithms, e.g. linear, Lipschitz and unimodal models [8]. Unfortunately, such trick does not work for nonlinear contextual bandits (also known as generalized linear bandits) and thus leads to the time complexity scales linearly with the number of arms N . This would be impractical for applications seeking real-time response with a large number of arms, in particular when the arms are given by all points in a continuous set of dimensions d . In reality, a recommendation system generally has a large number of items as arms; or a retrieval system treats each document as a single arm. Near real-time response is required for both tasks in E-Commerce.

We would like to address the scalability issue in real-time online service for nonlinear neural contextual bandit models. Furthermore, we focus mainly on Neural Bandit models. For nonlinear contextual bandits, neural networks are especially appealing for its rich expressive power with no assumption made about the reward function combining with efficient exploration mechanisms [9]. To achieve this goal, we first propose a scalable algorithm to perform end-to-end training and execution on neural networks by transforming the problem into a fast approximate nearest neighbor search problem. This algorithm enjoys logarithmic time complexity for selecting the best arm in every single request. To further improve the above framework, we then propose the GANBandit algorithm which is based on generative adversarial network to shift the costly computation burden from inference phase to training phase, further improve the time and space complexity by reducing the nontrivial overhead of back-propagation. It also allows the model to be efficiently processed in batch or parallel with only constant space complexity.

Experiments on both artificial and real datasets demonstrate that the proposed model can significantly reduce the inference time without apparent sacrifices on performance compared to with the conventional contextual bandit algorithms. We further conduct an experiment in a continuum-arm setting, and observe that the proposed solution obtains favorable results compared to GP-UCB [10] and Hierarchical optimistic optimization (HOO) [11] algorithm in Appendix Appendix A.6. To our knowledge, this is the first work to achieve logarithmic time complexity and constant space complexity for inference in nonlinear contextual bandit.

2. Related Works

2.1. Contextual Bandit

The most studied bandit model in the literature is linear contextual bandits [12, 13]. Alongside there are many existing structures investigated, including: linear, combinatorial, Lipschitz, and unimodal bandits [8]. There are also settings with infinitely many arms [14, 15] and in generic continuous metric space [16, 11] with hierarchical tree-based space partition algorithms. To deal with nonlinearity, generalized linear bandits have been considered. GLM-UCB [17] assumes that the reward function can be written as a composition of a linear function and a

link function. Others explore more general nonlinear bandits without making strong modeling assumptions. GP-UCB [10] assumes that the reward function is generated from a Gaussian process with known mean and covariance functions. KernelUCB [18] assumes that the reward function lies in a RKHS with bounded RKHS norm. Nevertheless, these methods require fairly strong assumptions on the reward function.

2.2. Neural Bandit

Recent advances in deep learning literature has helped researchers gain more understanding about neural networks in Bayesian settings which is adopted in bandit problems. NeuralBandit [19] uses bootstrapping which consists of K neural networks. [20] proposes variational inference in Thompson Sampling for contextual bandit. [21, 22] also use variational Thompson Sampling in reinforcement learning with deep-Q learning. NeuralLinear [23, 24] uses the former layers of neural networks as a feature map to transform contexts from raw input space to a better representation in low-dimensional space, then applies Thompson Sampling on the last layer to choose an action. NeuralUCB [25] uses random feature mapping defined by the neural network gradient to construct the upper confidence bound for contextual bandit and provide a theoretical guarantee on the regret.

2.3. Scalability Issues in Bandit

There are several different aspects to the scalability issues in bandit problems. The scaling MAB problem proposed in [26] focuses on the situation where evaluating arms could be costly such that the fewer arms evaluated the better. They solve the bandit problem which maximizes cumulative reward under an efficiency constraint to reduce the number of arms played and minimizes the cost while keeping the regrets low. GLOC [27] focuses on the scalability problem where the time step T (or rounds) is very large. Existing nonlinear bandit algorithm requires storing all the arms and rewards appeared so far as $a_{1:t-1}, x_{1:t-1}, r_{1:t-1}$. The space complexity as well as the time complexity for batch optimization grows linearly with T . The solution takes an online learning (OL) algorithm and transforms it into a bandit algorithm with a low regret bound with the help of a novel generalization online-to-confidence-set conversion technique. Volumetric spanners [28] and QGLOC [27] address the challenge that is more similar to ours, focusing on the scalability issue where the number of arm sets is very large. The former provides a simple approach to select a subset of arms ahead of time. This solution is specialized for efficient exploration only and may inadvertently rule out a large number of good arms. The later transforms the maximizing objective into quadratic form which then can be solved by using approximate maximum inner product search hashing. However, QGLOC requires the objective function to be a distance or an inner product computation which can be satisfied by only a subset of models.

3. Preliminaries and the Basic Model

3.1. Contextual Bandit

In this paper, we consider the structured stochastic contextual bandit problem and focus on a finite but very large number of arms. Nevertheless, the proposed method is applicable in continuum-arm setting with infinite arms, which we will demonstrate in Appendix Appendix A.6. Given a context vector $x_t \in \mathbb{R}^d$ at time t , each action $a \in A := \{1, \dots, N\} \in \mathbb{R}^d$ could receive a reward $r_{a,x,t}$ drawn from an unknown distribution $f_a(r|x, \theta)$ parameterized by θ . We denote the history of given contexts, chosen arms, and observed rewards up to time t as $x_{1:t-1} \equiv (x_1, \dots, x_{t-1})$, $a_{1:t-1} \equiv (a_1, \dots, a_{t-1})$ and $y_{1:t} \equiv (y_1, \dots, y_{t-1})$, respectively. The observed reward r_t is independent of the history and is drawn from the reward distribution conditional to the chosen arm a_t , given context x_t and θ ; i.e., $r_t \sim f_a(y|x_t, \theta)$. The bandit algorithm learns the reward distribution through interaction with the world by taking actions sequentially based on past history and given context. The goal of the algorithm is to maximize the expected (cumulative) reward which is equivalent to minimize regrets. We denote the optimal action at time t and the regret as,

$$a_t^* := \arg \max_{a \in A} E(r_{a,t}|x_{a,t}), \text{ Regret}(t) = \sum_{t=1}^T r_{a^*,t} - r_t \quad (1)$$

3.2. Thompson Sampling

Thompson Sampling, also known as randomized probability matching, has been empirically proven with satisfactory performance [29] and provable optimality properties with theoretical guaranteed regret bounds [30, 31]. Given the observed past history D where D is composed of triplet $(x_{1:t}, a_{1:t}, r_{1:t})$ and some prior distribution $P(\theta)$, the posterior distribution is given by Bayes rules, $P(\theta|D) \propto \prod_{t=1}^T P(r_t|a_t, x_t, \theta)$. Probability matching heuristic consists of randomly selecting an action a according to its probability of being optimal instead of choosing the action that maximize the immediate expected reward. The probability will be marginalized over the posterior probability distribution of the parameters after observed data D as follow,

$$P[a = a_t^*|D] = \int \mathbb{I}[E(r|a, x, \theta) = \max_a E(r|a, x, \theta)] P(\theta|D) d\theta \quad (2)$$

While TS can solve the polytope arm set case in polynomial time [13], objective function like Equation 1 cannot be solved since it is an NP-hard problem [30].

In order to perform Thompson Sampling algorithm with neural network, we apply approximate Bayesian inference method. Popular approximate sampling methods include Markov Chain Monte Carlo (MCMC) [32], Stochastic Gradient Descent [33], Variational Inference (VI) [34] and Dropout [35]. Here we adopt

Concrete Dropout [36] which is a data-driven approximate inference with good performance and calibrated uncertainties that can be directly performed end-to-end on neural networks. The illustration of the method is in Figure 1a. First, we learn a value function through Maximum Likelihood Estimation (MLE) with an estimation model (neural network) to predict quality for each arm. The estimation model θ is trained regularly with either regression or classification loss depending on the task with observed history triplet data D . The objective to optimize the binary cross-entropy loss is shown in Equation 3, where the reward is a binary variable and θ is the model parameter.

$$\theta^* = \arg \max_{\theta} \sum_{i=1}^T r_i \ln(\theta(x_i, a_i)) + (1 - r_i) \ln(1 - \theta(x, a)) \quad (3)$$

Next, we apply Concrete Dropout as approximate Bayesian inference in our estimation model and the inference of our trained neural network with dropout activated will act as posterior sampling from the approximated distributions. More precisely, each action will be chosen according to Equation 2 where the value function is a posterior distribution and each model inference will be posterior sampling. As described in Section 3.2, TS algorithm selects each arm based on its probability of being optimal with given context. However, the true posterior distribution in Equation 2 is intractable. Instead of computing the integral in Equation 2, we draw a random parameter sample from the posterior, and select the arm that maximizes the expected reward. That is,

$$a_t^* = \arg \max_a \theta_t(x_t), \text{ where } \theta_t \sim f(\theta|D_{1:t-1}) \quad (4)$$

To draw a random parameter sample θ_t from the posterior, we draw one set of random masks as weights in the dropout layers and fix the mask throughout entire time step t . To this end, Equation 1 in TS that selects the optimal arm becomes Equation 5 with random drawn dropout masks.

$$a_t^* = \arg \max_{a \in A} P(r = 1|x, a, \theta_t) \quad (5)$$

3.3. Upper Confidence Bound Algorithm

Upper Confidence Bound (UCB) algorithm is a well known algorithm that follows the principle of optimism in the face of uncertainty to apply efficient exploration. There is a line of extensive work on UCB algorithms for both linear and nonlinear cases [12, 10, 18]. The UCB algorithm consists of estimated reward and uncertainty whose action is selected to maximize the upper confidence bound:

$$a_t^* = \arg \max_{a \in A} \hat{r}_{a,t} + \hat{c}_{a,t} \quad (6)$$

Here we build on top of NeuralUCB [25]. The key idea of NeuralUCB is to use a neural network $f(x; \theta)$ to predict the reward of context x , and upper

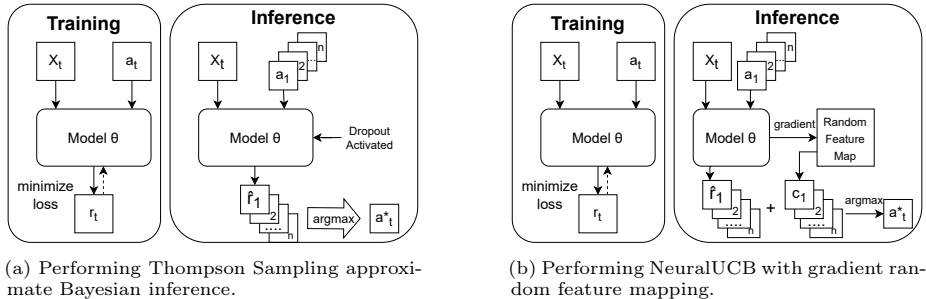


Figure 1: Basic neural bandit models

confidence bounds computed from the network to guide exploration [37] through random feature mapping defined by the neural network gradient. NeuralUCB has appealing properties that utilize the expressive power of deep neural networks with no assumption made about the reward function and has a differentiable objective function. The upper confidence bound is computed by the following formula:

$$U_{t,a} = f(x_{t,a}; \theta_{t-1}) + \gamma_{t-1} \sqrt{g(x_{t,a}; \theta_{t-1})^\top Z_{t-1}^{-1} g(x_{t,a}; \theta_{t-1}) / m} \quad (7)$$

where f is the neural network, Z is the covariance matrix, γ is the confidence scaling factor, $g(x; \theta)$ is the gradient $\nabla_\theta f(x; \theta) \in \mathbb{R}^p$ and m is the network width. Figure 1b illustrates the method.

4. Inference Scalability

4.1. Problem Definition

For online real-time inference, time complexity linear to the number of arms is usually not acceptable when the number of arms grows. We assume the system performs batch reward updates periodically as does in many existing works [29, 25, 24]. As shown in Figure 1, the input data utilize the reward of certain action to train a model estimating the reward. During inference, each action together with the context vector is fed iteratively as the input to the model to obtain one action with the highest reward, as shown in Equation 5. That means, each time step requires iterating through all N arms, which can be very slow with large N . We will describe a more scalable approach to alleviate such a burden.

4.2. Inference the Best Arm in Logarithmic Complexity

First, we request that all input context features and arms be mapped into the embedding space during training, as shown in Figure 2, such that we can perform efficient gradient methods with the neural network. At inference phase, an instance feature x_t plus a random vector (as initial values for action embedding)

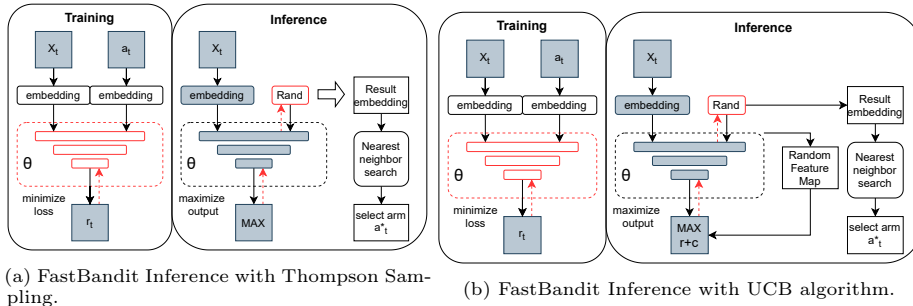


Figure 2: The red dashed lines represent the gradient passing and the red boxes highlight the optimization targets. The solid gray blocks indicate fixed or given attributes. The input embedding is sampled uniformly and gradient ascent is run to maximize output estimation value. Then ANNS is performed to search for the optimal arm.

are fed into a well-trained neural network θ . We then generate the gradient based on the loss between predicted and optimal values. Such gradient is back-propagated to update the action embedding (i.e. marked as the red rectangle box *Rand*). We call such a process fixed-weight back-propagation because, instead of using back-propagation technique to update the weights of the model, here we use it to infer the embedding that can lead to the target optimal value, with the model weight remaining fixed.

Inspired by the optimization task in Knowledge Gradient acquisition function (Bayesian optimization) that runs on Gaussian process [38] using a heuristic search procedure to find approximate global optimum based on Multistart methods [39, 40], here we adopt the multi-start methods to perform multiple instances of stochastic gradient ascent [41, 42] from different starting points and selects the best local optimum found as an approximate global optimum.

After multiple runs of gradient ascent, we acquire the action embeddings $\in R^d$ maximizing the estimated rewards. To map such embedding to an existing arm, we adopt approximate nearest neighbor search (ANNS) to find the arm with the nearest embeddings. The search time for N elements in high dimension space scales with logarithmic complexity [43]. Recent advances in ANNS provide highly optimized software with distributed search [44] and vector quantization [45], which is generally much faster than the gradient ascent step stated before. The overhead of quasilinear construction time for ANNS can be ignored since using batch update can ease the construction time through pre-computing. The time complexity of one single arm selection is $O(\log(N)+C)$ where $C = I \cdot R$ is constant number of iterations for multi-start stochastic gradient ascent. We call this solution the FastBandit Inference. Detailed steps are described in Algorithm 3.

4.3. Algorithm

4.4. GANBandit: Shifting Computation from Inference to Training

In the previous section, we improve the time complexity for a single arm selection to $O(\log(N) + C)$. However, this solution is not without concerns.

Algorithmus 1 FastBandit method for finding x_t in Equation 4, based on multistart stochastic gradient ascent and approximate similarity search.

Require:

- 1: R : The number of runs, I : Iterations for each run of stochastic gradient ascent, s : The parameter used to define step size, τ : The threshold for stop criterion
 - 2:
 - 3: Set $Maxima = 0$, Generate $\theta_t \sim f(\theta | D_{1:t-1})$
 - 4: **for** $r = 1$ to R **do**
 - 5: Choose x_0^r uniformly at random from metric space of A .
 - 6: **for** $i = 1$ to I **do**
 - 7: Let G be the gradient estimate of $\nabla \theta_t(x_{i-1}^r)$
 - 8: Let $\alpha_t = s/(s+i)$
 - 9: $x_i^r = x_{i-1}^r + \alpha_t \cdot G$
 - 10: **if** $\theta_t(x_i^r) > \tau$ **then** break **end if**
 - 11: **end for**
 - 12: $x_t^r \leftarrow$ Find Nearest Neighbor x_t^r
 - 13: $Maxima \leftarrow \max(\theta_t(x_t^r), Maxima)$
 - 14: **end for** **return** $Maxima$
-

Algorithmus 2 Minibatch stochastic gradient descent training of generative adversarial networks.

Require:

- 1: k_d, k_g : The number of steps applied to D, G
 - 2:
 - 3: **for** Training iterations **do**
 - 4: **for** k_d steps **do**
 - 5: •Sample minibatch $\{(x_1, a_1, r_1), \dots, (x_m, a_m, r_m)\}$
 - 6: •Update the discriminator by descending gradient:
 - 7: **end for**
 - 8: **for** k_g steps **do**
 - 9: •Sample minibatch of noise $\{z_1, \dots, z_m\}$ from prior p_z
 - 10: •Draw $\theta'_d \sim f(\theta_d | M)$
 - 11: •Update the generator by ascending gradient:
 - 12: **end for**
 - 13: **end for**
-

First, it is known that in deep neural networks back-propagation is significantly slower than forward passing. This implies that the optimization process of applying back-propagation for gradient ascent is much slower than computing the estimated value of a single arm. Second, given the previously proposed approach, the batch process requires copying the entire computation graph (or model) for each run in order to process multiple runs in parallel, which imposes a serious burden in terms of space complexity. Finally, back-propagation with larger R or I , although enjoys a more accurate approximation, can result in longer latency C for real-time services. There is a trade-off between minimizing approximation error and shortening service latency.

Here we propose a solution to move the optimization process of back-propagation gradient ascent from inference time to training time. The main idea is to train a generator using adversarial training strategy similar to generative adversarial networks (GANs) [46] to optimize the same objective as stochastic gradient ascent. The generator will be jointly trained with a reward estimation model (discriminator) at training stage such that the optimization of the gradient ascent no longer needs to be performed at inference time. The proposed architecture is shown in Figure 3. This is a significant advantage for real time services such that forward passing of the neural network model can generate the optimal arm in Equation 4 and enjoy the significant speedup of batch processing. This also implies that we do not need to sacrifice approximation accuracy and can employ a more exquisite and time consuming optimization strategy without run-time constraints.

To learn the generator’s distribution p_g over the probability of arms being optimal given context x_t as in Equation 2, we define a prior on input noise variables $p_z(z)$, then represent a mapping to data space as $G(z, x_t; \theta_g)$. We then define the reward estimation model that outputs a single scalar as the discriminator $D(x_t; \theta_d)$ with binary cross entropy loss similar to Equation 3. We simultaneously train G to minimize $1 - D(G(x_t, z))$ such that the output of the generator will be the optimal arm that maximizes the reward. The generator will learn the argmax of certain $\theta_{d,t}$ that is drawn with fixed dropout parameters while the latent variable z is drawn from prior $p_z(x)$. Interestingly, the training of the discriminator that predicts the reward value can also be viewed as a binary classification task to distinguish if it is the optimal arm to generate maximum reward.

$$\min_D \mathbb{E}_{a \sim p(a_t^*)} [\log(D(x_t, a, \theta_{d,t}))] \quad (8)$$

where a_t^* is the true optimal arm (input embedding vector) that maximizes the output value of the discriminator D similar to Equation 4. That is, a_t^* will be the exact arm that we would acquire by performing gradient ascent with back-propagation through D in FastBandit method. Likewise, the objective of the generator to maximize $D(G(x_t, z))$ can also be interpreted as trying to output an arm that the discriminator cannot distinguish from the true optimal arm. Such interpretation forms the min max objective function that is identical

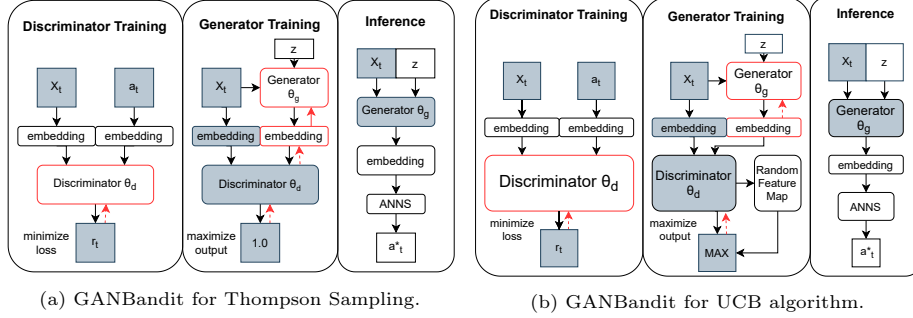


Figure 3: The red dashed lines are the gradient passing and the red boxes are the optimized targets. The solid gray blocks indicate fixed or given attributes. The generator is jointly trained and tries to maximize the output value of the discriminator.

to the objective of GAN. The overall objective is as follow:

$$\min_G \max_D \mathbb{E}_{a \sim p(a_t^*)} [\log(D(x_t, a, \theta_d))] + \mathbb{E}_{z \sim p(z), \theta_{d,t} \sim f(\theta_d)} [\log(1 - D(x_t, G(x_t, z), \theta_{d,t}))] \quad (9)$$

Eventually as the generator converges and the discriminator believes it as the optimal arm, the generator will output arms with the probability similar to those found in the FastBandit method. Equation 9 mostly follows the original GAN objectives and training procedures. The detailed algorithm is in Algorithm 4. In practice, Equation 9 may not provide sufficient gradient for G to learn well. Early in learning, when G is poor, D can reject samples with high confidence causing $\log(1 - D(G(z)))$ to saturate. Instead, we can train to maximize $\log D(G(z))$ which results in the same fixed point of the dynamics of G and D but provides much stronger gradients. We later attempt to modify the objective using dropout directly for sampling instead of relying on latent variable z . However, this variable can still be utilized at inference time to control uncertainty and force exploration to solve the under-exploration problems caused by approximation error [9].

To this end, online computation time complexity comparison is listed in Table 1.

	QGLOC	Regular	FastBandit	GANBandit
Memory	d^2	$d \cdot B$	d	d
Inference	$N^\rho \log N$	N/B	$R \cdot I + \log N$	$\log N/B$

Table 1: Time and space complexity comparison under big-O. d is the maximum dimension layer. N is the number of arms. T is the number of time steps. B is the batch size which is a large constant. The time complexity ignores d and T and only focus on N .

5. Experiment

We experiment on both synthetic and real-world data and focus on scenarios with large number of arms. Experiment details with different parameters are listed in Appendix Appendix A.5. We mainly compare with the following algorithms:

1. **Random** : random selection.
2. **Overall best arm** : The single arm with highest reward among all data. A weak baseline without considering context.
3. **LinearTS** : Linear Thompson Sampling algorithm.
4. **Exhaust TS** : Neural Thompson Sampling with Exhaustive search for every N arm in every time step.
5. **Exhaust UCB**: NeuralUCB with Exhaustive search for every N arm in every time step.
6. **FastBandit TS**: proposed method in Section 4.2 with Thompson sampling
7. **GAN TS**: GANbandit in Section 4.4 with Thompson sampling
8. **FastBandit UCB**: proposed method in Section 4.2 with UCB algorithm
9. **GAN UCB**: GANbandit in Section 4.4 with UCB algorithm

5.1. Artificial Dataset

We first generate synthetic data with context dimension $d = 4$, number of arms $N = 10000$ and number of rounds $T = 5000$. The context vector $x \in \mathbb{R}^d$ is randomly sampled from $N(0, I)$ and normalized to have unit norm. We investigate the following three nonlinear functions:

$$h_1(x) = x \cos(x^T a) + 0.25(x^T a) \quad h_2(x) = 10(x^T a)^2 \quad h_3(x) = \cos(3x^T a) \quad (10)$$

where a is randomly sampled from $N(0, I)$ and normalized to have unit norm. For each function $h_i(\cdot)$, the reward at round t for action a is generated by $r_{t,a} = h_i(x_t, a) + \xi_t$, where ξ_t is Gaussian noise independently drawn from $N(0, 1)$.

5.2. Real-World Dataset

For real-world data, we take two public classification datasets Celeba [47] and Bibtex [48] along with three public recommendation datasets OpenBandit [49], MovieLens [50] and The Movie Dataset ¹ on Kaggle. Detailed information of the datasets is listed in Appendix Appendix A.1 Table A.3.

For classification dataset, we follow the *classification-to-contextual-bandit transform* in [51] and optimize the classification problem with bandit algorithms in a fashion similar to Bayesian optimization. In short, for each time step t , the bandit agent is given an instance of data, label pair $(x \in \mathbb{R}^d, y \in \mathbb{R}^{n_{class}})$. The bandit agent will decide which class (arm) to explore/exploit depending on the given feature x as context and later reveal the reward based on the ground truth. The detail of the transformation is in Appendix Appendix A.2

¹<https://www.kaggle.com/rounakbanik/the-movies-dataset>

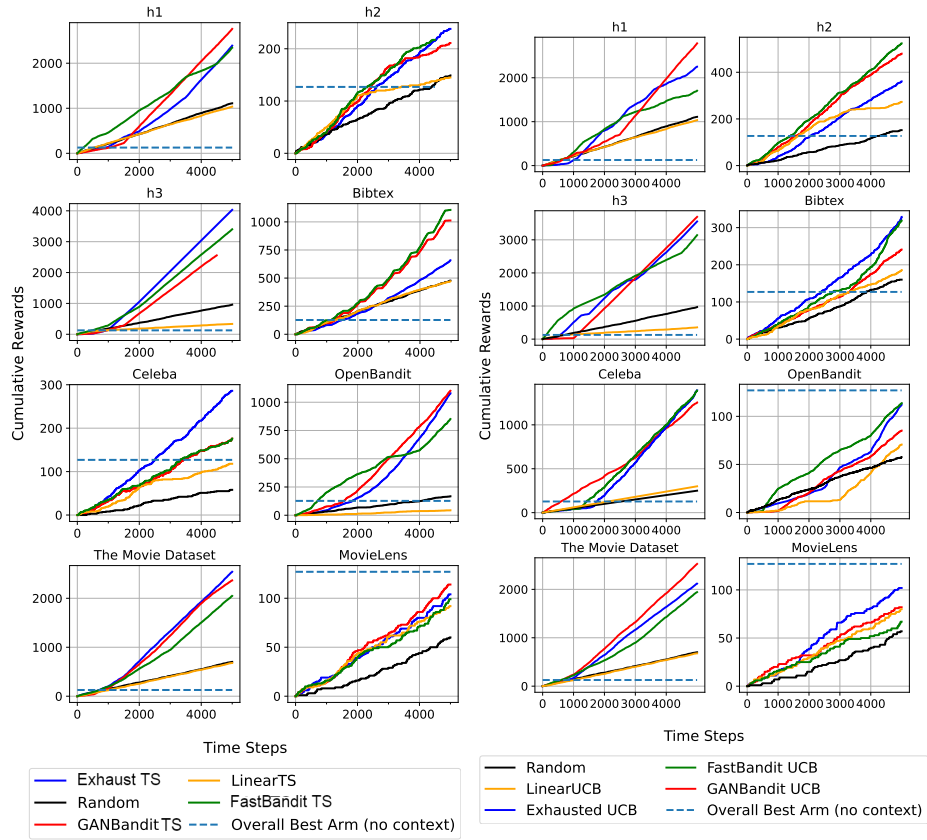


Figure 4: Comparison of the cumulative rewards.

5.3. Regret Bound Comparison

The comparison of cumulative rewards of the 8 datasets is shown in Figure 4. First of all, we can observe that due to the nonlinearity of the reward function, LinearTS fail to learn the true reward function and hence results in almost linear regret for most dataset. In contrast, by learning a more expressive representation and more efficient exploration, neural network models achieve sublinear regret which is much better. Second, the cumulative rewards of two proposed approaches show competitive performance compared to the exhaustive search solutions. This implies that the proposed algorithms capture nonlinearity of the underlying reward function. Note that for each training instance, the arms are selected stochastically for querying such that the models are trained with different labels. Therefore, Exhaust search in our experiments does not necessarily produce the best rewards.

TS	Single	Batch	TrainUCB	Single	Batch	Train
Exhaust	4.03 s	0.012 s	9.12 s	Exhaust	32.09 s	0.112 s
FastBandit	1.312 s	0.691 s	8.76 s	FastBandit	7.367 s	4.558 s
GANBandit	1.56e-4 s	1.43e-6 s	31.49 s	GANBandit	3.01e-4 s	7.92e-6 s

Table 2: The average run-time of 8 dataset, including the proposed methods and baseline. **Single** handles each arm separately while **Batch** inference all arms simultaneously. GANBandit significantly improves the run-time for nonlinear methods and can even outperform linear bandits. FastBandit method defeats Exhaust Search but has a much larger overhead in batch setting. The detailed run-time for separate dataset is in Appendix A.4.

5.4. Run Time Comparison

For the three models, Exhaust, FastBandit and GANBandit, that apparently outperform the others, we then compare their inference time. The run-time comparison for each algorithm is conducted on all 8 datasets. We record the run-time for handling 100 sequential requests (given context $x_{1:100}$) during inference phase on a single GeForce RTX™ 3090 GPU. The results are shown in Table 2 while the unit is second per arm selection.

The run-time is measured in two different settings. *Single* measures the run-time of forwarding N arms through the neural network one at a time. This results in a much longer computation time compared to the batch process. The results show that for single processing, *FastBandit* is at least 3x faster than *Exhaust* for six datasets with many arms. On two datasets (Bibtex and Openbandit) with fewer arms, *FastBandit* is not faster since the gain through back-propagation inference with limited number of arms cannot compensate the difference between forward and backward propagation. Nevertheless, *GANBandit* outperforms the others with order-of-magnitude in terms of speed. In Table 2, *Batch* measures the run-time with batch processing that forwards the arms in a batch through the neural network. Noted that this batch process is different from batch update mentioned in Appendix Appendix A.4. The formerevaluates all N arms together in one single arm selection at *inference* time while the latter refers to updating the model parameters with mini-batch during *training* time. The results show significant speedup for *GANBandit* compared to others while *FastBandit* has extensive overhead when run in batch due to high memory consumption and high cost to copy models across threads and processes. In practice, GANBandit can accelerate even more since it handles each request with $\frac{1}{B}$ less memory compared to others. The training time for GANBandit is roughly 3 times longer compared to others, which is reasonable in our application scenarios.

6. Conclusion and Future Work

This paper shows that a generative adversarial network based solution can be exploited to solve scalability issues for nonlinear bandit problems. Theoretically we advanced the time complexity from linear to logarithmic. The experiments have shown order-of-magnitude gain on efficiency with competitive performance in terms of rewards obtained. Furthermore, we also show that the proposed model can be extended to handle continuum-arm bandit setting in Appendix Appendix

A.6. Future work includes the theoretical analysis of GANBandit finite-time regret as well as applying the GANBandit to other applications such as network parameter tuning.

Appendix A. Appendix

Appendix A.1. Tables

	$h1$	$h2$	$h3$	Bibtex	Celeba	MovieLens	Openbandit	Movie
N arms	10000	10000	10000	160	10177	9724	81	14210
d dim	4	4	4	1836	1*84*64	16	40	16
T instances	5000	5000	5000	7395	70838	6100	10000	1000

Table A.3: Details of the datasets.

Thompson Sampling			UCB		
h1	Single	Batch	h1	Single	Batch
Exhaust	4.12 <i>s</i>	0.014 <i>s</i>	Exhaust	30.54 <i>s</i>	0.148 <i>s</i>
FastBandit	1.287 <i>s</i>	0.741 <i>s</i>	FastBandit	7.587 <i>s</i>	4.415 <i>s</i>
GANBandit	1.81×10^{-4} <i>s</i>	1.64×10^{-6} <i>s</i>	GANBandit	3.79×10^{-4} <i>s</i>	8.11×10^{-6} <i>s</i>
h2	Single	Batch	h2	Single	Batch
Exhaust	4.102 <i>s</i>	9.43×10^{-3} <i>s</i>	Exhaust	29.102 <i>s</i>	0.093 <i>s</i>
FastBandit	1.094 <i>s</i>	0.912 <i>s</i>	FastBandit	8.094 <i>s</i>	3.922 <i>s</i>
GANBandit	7.49×10^{-4} <i>s</i>	9.69×10^{-7} <i>s</i>	GANBandit	3.78×10^{-4} <i>s</i>	1.01×10^{-6} <i>s</i>
h3	Single	Batch	h3	Single	Batch
Exhaust	3.37 <i>s</i>	9.53×10^{-3} <i>s</i>	Exhaust	25.56 <i>s</i>	5.41×10^{-2} <i>s</i>
FastBandit	1.095 <i>s</i>	0.923 <i>s</i>	FastBandit	3.219 <i>s</i>	2.988 <i>s</i>
GANBandit	7.6×10^{-4} <i>s</i>	1.13×10^{-6} <i>s</i>	GANBandit	1.2×10^{-3} <i>s</i>	5.83×10^{-6} <i>s</i>
Bibtex	Single	Batch	Bibtex	Single	Batch
Exhaust	0.05 <i>s</i>	6.6×10^{-4} <i>s</i>	Exhaust	0.43 <i>s</i>	5.6×10^{-3} <i>s</i>
FastBandit	0.141 <i>s</i>	0.798 <i>s</i>	FastBandit	0.802 <i>s</i>	6.221 <i>s</i>
GANBandit	6.2×10^{-4} <i>s</i>	9×10^{-7} <i>s</i>	GANBandit	1.2×10^{-3} <i>s</i>	4×10^{-6} <i>s</i>
Celeba	Single	Batch	Celeba	Single	Batch
Exhaust	5.74 <i>s</i>	0.031 <i>s</i>	Exhaust	41.77 <i>s</i>	0.321 <i>s</i>
FastBandit	0.108 <i>s</i>	5.030 <i>s</i>	FastBandit	0.699 <i>s</i>	35.4 <i>s</i>
GANBandit	7.6×10^{-4} <i>s</i>	6.2×10^{-6} <i>s</i>	GANBandit	1.6×10^{-3} <i>s</i>	2.2×10^{-5} <i>s</i>
OpenBandit	Single	Batch	OpenBandit	Single	Batch
Exhaust	0.034 <i>s</i>	6.9×10^{-4} <i>s</i>	Exhaust	0.274 <i>s</i>	5.5×10^{-3} <i>s</i>
FastBandit	1.032 <i>s</i>	0.721 <i>s</i>	FastBandit	6.79 <i>s</i>	5.103 <i>s</i>
GANBandit	6.6×10^{-4} <i>s</i>	8.8×10^{-7} <i>s</i>	GANBandit	1.4×10^{-3} <i>s</i>	5.1×10^{-6} <i>s</i>
MovieLens	Single	Batch	MovieLens	Single	Batch
Exhaust	4.06 <i>s</i>	9.3×10^{-3} <i>s</i>	Exhaust	35.11 <i>s</i>	6.3×10^{-2} <i>s</i>
FastBandit	1.351 <i>s</i>	1.044 <i>s</i>	FastBandit	7.041 <i>s</i>	7.191 <i>s</i>
GANBandit	7.7×10^{-4} <i>s</i>	5.4×10^{-5} <i>s</i>	GANBandit	1.7×10^{-3} <i>s</i>	2.4×10^{-4} <i>s</i>
Movie	Single	Batch	Movie	Single	Batch
Exhaust	6.07 <i>s</i>	0.013 <i>s</i>	Exhaust	44.08 <i>s</i>	0.123 <i>s</i>
FastBandit	1.344 <i>s</i>	1.15 <i>s</i>	FastBandit	7.644 <i>s</i>	7.95 <i>s</i>
GANBandit	8.5×10^{-4} <i>s</i>	1.5×10^{-5} <i>s</i>	GANBandit	1.7×10^{-3} <i>s</i>	8.1×10^{-5} <i>s</i>

Table A.4: The run-time comparison of the proposed methods and baseline. Single handles each arm separately while Batch processes all arms simultaneously. GANBandit significantly improves the run-time for nonlinear methods and can even outperform linear bandits. FastBandit method defeats Exhaust Search but has a much larger overhead in batch setting.

Appendix A.2. Dataset

For classification dataset, we follow the *classification-to-contextual-bandit transform* in [51] to transform it to bandit dataset. The idea is that the ground truth label (multi-class or multi-label) is not known for each observation, only whether the label chosen by the bandit agent for each observation is correct or not. By such, the bandit agent can learn more by exploring classes (arms) for which it is less certain about or it can exploit more rewards if it is confident about predicting the correct label of a certain class. Note that since we care about scenarios with large numbers of arms, we need to focus on classification datasets with many labels. The Celeba dataset is a multi-class celebrity image classification dataset where each celebrity belongs to its own class. There are about 10K arms here. We filter out celebrities with fewer images than 30 and then transform the original images into gray scale (one channel) and resize to $84 * 64$. Experiments on Celeba dataset are the only ones that use convolutional neural networks. The Bibtex dataset is a multi-label text classification dataset with BOW features, containing tags that people have assigned to different papers (the goal is to learn to suggest tags based on features from the papers), which is publicly available under the Extreme Classification Repository².

For the three recommendation datasets, user features are used as context features and the items are used as arms. Both user and item are transformed into embedding with dimension $d = 8$. The click/no-click labels in OpenBandit dataset are used as discrete binary rewards. The rating labels in MovieLens and The Movie Dataset are transformed into binary rewards according to the probability of rating. The transform rule is shown as follow, $P(rate) = rate * 0.2, rate \in \{0.5, 1.0, \dots 5.0\}$.

Appendix A.3. Algorithm

Algorithmus 3 FastBandit method for finding x_t in Equation 4, based on multistart stochastic gradient ascent and approximate similarity search.

Require: R : The number of runs, I : Iterations for each run of stochastic gradient ascent, s : The parameter used to define step size, τ : The threshold for stop criterion

- 1: Set $Maxima = 0$, Generate $\theta_t \sim f(\theta | D_{1:t-1})$
- 2: **for** $r = 1$ to R **do**
- 3: Choose x_0^r uniformly at random from metric space of A .
- 4: **for** $i = 1$ to I **do**
- 5: Let G be the gradient estimate of $\nabla \theta_t(x_{i-1}^r)$
- 6: Let $\alpha_t = s/(s+i)$
- 7: $x_i^r = x_{i-1}^r + \alpha_t \cdot G$
- 8: **if** $\theta_t(x_i^r) > \tau$ **then break end if**
- 9: **end for**
- 10: $x_t^r \leftarrow$ Find Nearest Neighbor x_t^r
- 11: $Maxima \leftarrow \max(\theta_t(x_t^r), Maxima)$
- 12: **end forreturn** $Maxima$

²<http://manikvarma.org/downloads/XC/XMLRepository.html>

Algorithmus 4 Minibatch stochastic gradient descent training of generative adversarial networks.

Require:

- 1: k_d, k_g : The number of steps applied to D, G
 - 2:
 - 3: **for** Training iterations **do**
 - 4: **for** k_d steps **do**
 - 5: • Sample minibatch $\{(x_1, a_1, r_1), \dots, (x_m, a_m, r_m)\}$
 - 6: • Update the discriminator by descending gradient:
 - 7: **end for**
 - 8: **for** k_g steps **do**
 - 9: • Sample minibatch of noise $\{z_1, \dots, z_m\}$ from prior p_z
 - 10: • Draw $\theta'_d \sim f(\theta_d|M)$
 - 11: • Update the generator by ascending gradient:
 - 12: **end for**
 - 13: **end for**
-

Appendix A.4. Experiment Setup Details

All experiments run the contextual bandit problems with batch size $B = 500$ and the number of rounds $T = 5000$. $B = 500$ indicates that 500 instances and corresponding rewards are updated at once in training phase. The FastBandit model considers parameters iteration $I = 30$, runs $R = 10$, topk $K = 1$ while GANBandit uses parameters topk $K = 3$, $k_d = 1$, $k_g = 3$. The neural networks in our experiments are mostly identical except for the image classification task on Celeba dataset. It is a 3 layer fully connected network with hidden size = 8, embedding size = 8, dropout regularization = 1e-1 and Leaky-ReLU activation. For image classification, we put two additional convolutional layers and max-polling layers on top of the network. All experiments train the neural networks with Adam optimizer with learning rate = 1e-3, weight decay = 1e-5 and 1000 iterations in each time step. The experiment code is given in this anonymous github repository³.

Appendix A.5. Fine Tune Parameters

The proposed approach integrates four optimization processes as its sub-components and essentially depends on the optimality of the sub-component optimizations for the theoretical regret bound to hold. In order to achieve minimal approximation error, hyper-parameter fine-tuning is necessary. From our experience, it is best to fine tune the four optimization process in the following order:

1. Train a DNN as the estimated reward function.
2. Use dropout as approximate Bayesian inference for posterior sampling.

³<https://anonymous.4open.science/r/c4e4ff08-03b2-4455-87f0-133dd8c22353/>

3. Use heuristic multi-start methods to approximate global maxima.
4. Approximate nearest neighbor search in high dimension space.

Beyond doubt, reward estimation is the most fundamental in the bandit algorithm and thus learning a good approximate reward function is a critical first step. Then it becomes a regular fine-tune task for training neural networks. After having a well-trained neural network, the next step is to fine tune approximate Bayesian inference with enough uncertainty that best suits the data. In our experiments, We apply data-driven Concrete Dropout instead of regular dropout mechanisms such that a grid search for dropout rate is avoided, substituted by a dropout regularization parameter. Next, fine tune the number of runs, iterations and learning rate for back-propagation to achieve well approximated global maxima for arm embeddings. Finally, with the parameters obtained, we train the generator with adversarial training strategy and fine tune the parameters for well-distributed arm sample quality. This final step is similar to training a regular generative adversarial network for which many stabilization training tricks can be applied [52].

Appendix A.6. Extension to Continuum-Arm Bandit

In the previous sections we focus on a finite but very large number of arms for large scale online bandit systems. In this section, we will demonstrate that the proposed methods are also applicable for continuum-arm bandits in generic metric space of arbitrary structures.

In a continuum-arm bandit there is no scalability issue caused by large number of arms since the number of arms are infinite. However, the burden to maximize the objective of selecting the optimal arm for exploring/exploiting in Equation 1 still exists. Existing algorithms such as GP-UCB [10], GP-TS [53] that performs bandit algorithm on Gaussian processes have time and space complexity of at least quadratic to the number of dimensions d and time step T . Hierarchical optimistic optimization (HOO) [11], one of the heuristic Monte-Carlo tree search methods with cumulative regrets as objective, also has quadratic time complexity with time step T . In contrast, the proposed method with approximate Bayesian inference with multi-start methods provides an efficient end-to-end algorithm that significantly reduce the time complexity to constant. Moreover, GANBandit works exactly the same in continuum-arm bandit and achieve $\mathcal{O}(1)$ time complexity during online inference. Time complexity comparison for arm selection is shown in Table A.5.

Modifications to partial back-propagation method and GANBandit for continuum-arm bandit are minimal. The only change is that we do not need to perform nearest neighbor search since we do not need to discretize our acquired results to finite arms. For the FastBandit model, the arm embedding vector after gradient ascent becomes our selected arm. For GANBandit, the output embedding vector from the generator according to the probability of being optimal (maximize reward) becomes our selected arm. Similar to the experiment setup in Appendix Appendix A.4, we again conduct experiments and compare with GP-UCB, HOO and LinearTS in regret bound. LinearTS is performed by discretizing

the metric space into 1000 arms. The objective is to minimize cumulative regrets on the target function:

$$h(x) = 0.5 * (np.sin(13 * x) * np.sin(27 * x) + 1), x \in [0, 1] \quad (\text{A.1})$$

The result is shown in Figure A.5. The graph shows similar cumulative reward between GANBandit TS, GP-UCB and HOO algorithms while LinearTS clearly lags behind. This shows that our model theoretically reduces the inference time from linear to constant and the approximation process does not apparently sacrifice the performance.

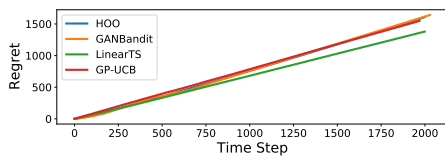


Figure A.5: The cumulative reward comparison in continuum-arm setting.

	GP-UCB	HOO	GANbandit
Train	$O(1)$	$O(T)$	$O(T)$
Inference	$O(T^3)$	$O(T)$	$O(1)$

Table A.5: The inference time complexity comparison between GP-UCB, HOO and GANBandit. Note that GANBandit requires a much longer training time.

References

References

- [1] B. Tóth, S. Sachidanandan, E. S. Jørgensen, Balancing relevance and discovery to inspire customers in the ikea app, in: Fourteenth ACM Conference on Recommender Systems, 2020, pp. 563–563.
- [2] D. Guo, S. I. Ktena, P. K. Myana, F. Huszar, W. Shi, A. Tejani, M. Kneier, S. Das, Deep bayesian bandits: Exploring in online personalized recommendations, in: Fourteenth ACM Conference on Recommender Systems, 2020, pp. 456–461.
- [3] B. Kveton, C. Szepesvari, Z. Wen, A. Ashkan, Cascading bandits: Learning to rank in the cascade model, in: International Conference on Machine Learning, PMLR, 2015, pp. 767–776.
- [4] R. Combes, S. Magureanu, A. Proutiere, C. Laroche, Learning to rank: Regret lower bounds and efficient algorithms, in: Proceedings of the 2015 ACM SIGMETRICS International Conference on Measurement and Modeling of Computer Systems, 2015, pp. 231–244.
- [5] A. György, T. Linder, G. Lugosi, G. Ottucsák, The on-line shortest path problem under partial monitoring., Journal of Machine Learning Research 8 (10).

- [6] Y. Gai, B. Krishnamachari, R. Jain, Combinatorial network optimization with unknown variables: Multi-armed bandits with linear rewards and individual observations, *IEEE/ACM Transactions on Networking* 20 (5) (2012) 1466–1478.
- [7] A. Carpentier, M. Valko, Revealing graph bandits for maximizing local influence, in: *Artificial Intelligence and Statistics*, PMLR, 2016, pp. 10–18.
- [8] R. Combes, S. Magureanu, A. Proutiere, Minimal exploration in structured stochastic bandits, arXiv preprint arXiv:1711.00400.
- [9] M. Phan, Y. Abbasi-Yadkori, J. Domke, Thompson sampling with approximate inference, arXiv preprint arXiv:1908.04970.
- [10] N. Srinivas, A. Krause, S. M. Kakade, M. Seeger, Gaussian process optimization in the bandit setting: No regret and experimental design, arXiv preprint arXiv:0912.3995.
- [11] S. Bubeck, R. Munos, G. Stoltz, C. Szepesvári, X-armed bandits., *Journal of Machine Learning Research* 12 (5).
- [12] W. Chu, L. Li, L. Reyzin, R. Schapire, Contextual bandits with linear payoff functions, in: *Proceedings of the Fourteenth International Conference on Artificial Intelligence and Statistics, JMLR Workshop and Conference Proceedings*, 2011, pp. 208–214.
- [13] V. Dani, T. P. Hayes, S. M. Kakade, Stochastic linear optimization under bandit feedback.
- [14] Y. Abbasi-Yadkori, D. Pál, C. Szepesvári, Improved algorithms for linear stochastic bandits., in: *NIPS*, Vol. 11, 2011, pp. 2312–2320.
- [15] Y. Wang, J.-Y. Audibert, R. Munos, Infinitely many-armed bandits, in: *Advances in Neural Information Processing Systems*, 2008.
- [16] R. Kleinberg, A. Slivkins, E. Upfal, Bandits and experts in metric spaces, arXiv preprint arXiv:1312.1277.
- [17] S. Filippi, O. Cappe, A. Garivier, C. Szepesvári, Parametric bandits: The generalized linear case., in: *NIPS*, Vol. 23, 2010, pp. 586–594.
- [18] M. Valko, N. Korda, R. Munos, I. Flaounas, N. Cristianini, Finite-time analysis of kernelised contextual bandits, arXiv preprint arXiv:1309.6869.
- [19] R. Allesiardo, R. Féraud, D. Bouneffouf, A neural networks committee for the contextual bandit problem, in: *International Conference on Neural Information Processing*, Springer, 2014, pp. 374–381.
- [20] I. Urteaga, C. Wiggins, Variational inference for the multi-armed contextual bandit, in: *International Conference on Artificial Intelligence and Statistics*, PMLR, 2018, pp. 698–706.

- [21] Z. Lipton, X. Li, J. Gao, L. Li, F. Ahmed, L. Deng, Bbq-networks: Efficient exploration in deep reinforcement learning for task-oriented dialogue systems, in: Proceedings of the AAAI Conference on Artificial Intelligence, Vol. 32, 2018.
- [22] K. Azizzadenesheli, E. Brunskill, A. Anandkumar, Efficient exploration through bayesian deep q-networks, in: 2018 Information Theory and Applications Workshop (ITA), IEEE, 2018, pp. 1–9.
- [23] C. Riquelme, G. Tucker, J. Snoek, Deep bayesian bandits showdown: An empirical comparison of bayesian deep networks for thompson sampling, arXiv preprint arXiv:1802.09127.
- [24] T. Zahavy, S. Mannor, Deep neural linear bandits: Overcoming catastrophic forgetting through likelihood matching, arXiv preprint arXiv:1901.08612.
- [25] D. Zhou, L. Li, Q. Gu, Neural contextual bandits with ucb-based exploration, in: International Conference on Machine Learning, PMLR, 2020, pp. 11492–11502.
- [26] E. Fouché, J. Komiyama, K. Böhm, Scaling multi-armed bandit algorithms, in: Proceedings of the 25th ACM SIGKDD International Conference on Knowledge Discovery & Data Mining, 2019, pp. 1449–1459.
- [27] K.-S. Jun, A. Bhargava, R. Nowak, R. Willett, Scalable generalized linear bandits: Online computation and hashing, arXiv preprint arXiv:1706.00136.
- [28] E. Hazan, Z. Karnin, Volumetric spanners: an efficient exploration basis for learning, *The Journal of Machine Learning Research* 17 (1) (2016) 4062–4095.
- [29] O. Chapelle, L. Li, An empirical evaluation of thompson sampling, in: Advances in neural information processing systems, 2011, pp. 2249–2257.
- [30] S. Agrawal, N. Goyal, Further optimal regret bounds for thompson sampling, in: Artificial intelligence and statistics, PMLR, 2013, pp. 99–107.
- [31] D. Russo, B. Van Roy, An information-theoretic analysis of thompson sampling, *The Journal of Machine Learning Research* 17 (1) (2016) 2442–2471.
- [32] C. Andrieu, N. De Freitas, A. Doucet, M. I. Jordan, An introduction to mcmc for machine learning, *Machine learning* 50 (1-2) (2003) 5–43.
- [33] S. Mandt, M. D. Hoffman, D. M. Blei, Stochastic gradient descent as approximate bayesian inference, *The Journal of Machine Learning Research* 18 (1) (2017) 4873–4907.
- [34] D. M. Blei, A. Kucukelbir, J. D. McAuliffe, Variational inference: A review for statisticians, *Journal of the American statistical Association* 112 (518) (2017) 859–877.

- [35] Y. Gal, Z. Ghahramani, Dropout as a bayesian approximation: Representing model uncertainty in deep learning, in: international conference on machine learning, 2016, pp. 1050–1059.
- [36] Y. Gal, J. Hron, A. Kendall, Concrete dropout, in: Advances in neural information processing systems, 2017, pp. 3581–3590.
- [37] P. Auer, N. Cesa-Bianchi, Y. Freund, R. E. Schapire, The nonstochastic multiarmed bandit problem, *SIAM journal on computing* 32 (1) (2002) 48–77.
- [38] J. Wu, P. I. Frazier, The parallel knowledge gradient method for batch bayesian optimization, arXiv preprint arXiv:1606.04414.
- [39] R. Martí, Multi-start methods, in: Handbook of metaheuristics, Springer, 2003, pp. 355–368.
- [40] R. Martí, M. G. Resende, C. C. Ribeiro, Multi-start methods for combinatorial optimization, *European Journal of Operational Research* 226 (1) (2013) 1–8.
- [41] H. Robbins, S. Monro, A stochastic approximation method, *The annals of mathematical statistics* (1951) 400–407.
- [42] J. R. Blum, Multidimensional stochastic approximation methods, *The Annals of Mathematical Statistics* (1954) 737–744.
- [43] Y. A. Malkov, D. A. Yashunin, Efficient and robust approximate nearest neighbor search using hierarchical navigable small world graphs, *IEEE transactions on pattern analysis and machine intelligence* 42 (4) (2018) 824–836.
- [44] Y. Malkov, A. Ponomarenko, A. Logvinov, V. Krylov, Scalable distributed algorithm for approximate nearest neighbor search problem in high dimensional general metric spaces, in: International Conference on Similarity Search and Applications, Springer, 2012, pp. 132–147.
- [45] R. Guo, P. Sun, E. Lindgren, Q. Geng, D. Simcha, F. Chern, S. Kumar, Accelerating large-scale inference with anisotropic vector quantization, in: International Conference on Machine Learning, PMLR, 2020, pp. 3887–3896.
- [46] I. J. Goodfellow, J. Pouget-Abadie, M. Mirza, B. Xu, D. Warde-Farley, S. Ozair, A. Courville, Y. Bengio, Generative adversarial networks, arXiv preprint arXiv:1406.2661.
- [47] Z. Liu, P. Luo, X. Wang, X. Tang, Deep learning face attributes in the wild, in: Proceedings of International Conference on Computer Vision (ICCV), 2015.

- [48] G. Tsoumakas, I. Katakis, I. Vlahavas, Effective and efficient multilabel classification in domains with large number of labels, in: Proc. ECML/PKDD 2008 Workshop on Mining Multidimensional Data (MMD'08), Vol. 21, 2008, pp. 53–59.
- [49] S. A. M. M. Y. N. Saito, Yuta, Large-scale open dataset, pipeline, and benchmark for bandit algorithms, arXiv preprint arXiv:2008.07146.
- [50] F. M. Harper, J. A. Konstan, The movielens datasets: History and context, *Acm transactions on interactive intelligent systems (tiis)* 5 (4) (2015) 1–19.
- [51] M. Dudík, J. Langford, L. Li, Doubly robust policy evaluation and learning, arXiv preprint arXiv:1103.4601.
- [52] S. Chintala, E. Denton, M. Arjovsky, M. Mathieu, How to train a gan? tips and tricks to make gans work (2016).
- [53] S. R. Chowdhury, A. Gopalan, On kernelized multi-armed bandits, in: *International Conference on Machine Learning*, PMLR, 2017, pp. 844–853.