

Twisted multilayer nodal superconductors

Tarun Tummuru,¹ Étienne Lantagne-Hurtubise,^{1,2} and Marcel Franz¹

¹*Department of Physics and Astronomy & Stewart Blusson Quantum Matter Institute,
University of British Columbia, Vancouver BC, Canada V6T 1Z4*

²*Department of Physics and Institute for Quantum Information and Matter,
California Institute of Technology, Pasadena, California 91125, USA*

(Dated: February 18, 2022)

Twisted bilayers of nodal superconductors were recently proposed as a promising platform to host superconducting phases that spontaneously break time-reversal symmetry. Here we extend this analysis to twisted multilayers, focusing on two high-symmetry stackings with alternating ($\pm\theta$) and constant (θ) twist angles. In analogy to alternating-twist multilayer graphene, the former can be mapped to twisted bilayers with renormalized interlayer couplings, along with a remnant gapless monolayer when the number of layers L is odd. In contrast, the latter exhibits physics beyond twisted bilayers, including the occurrence of ‘magic angles’ characterized by cubic band crossings when $L \bmod 4 = 3$. Owing to their power-law divergent density of states, such multilayers are highly susceptible to secondary instabilities. Within a BCS mean-field theory, defined in the continuum and on a lattice, we find that both stackings host chiral topological superconductivity in extended regions of their phase diagrams.

I. INTRODUCTION

Stacking and twisting two-dimensional (2D) materials represents a new paradigm for producing a variety of emergent electronic states that are absent in the original building blocks [1, 2]. While twisted bilayer graphene is the archetypal example of this new field [3–6], the ideas of ‘twistronics’ are now being applied to a wide range of van der Waals materials [7] including more elaborate graphene-based structures [8–14], transition metal dichalcogenides [15–18], 2D magnets [19, 20] and thin films of high- T_c superconductors [21–25].

Twisted bilayers of 2D nodal d -wave superconductors have been suggested as a candidate platform to realize topological superconductivity [21, 22], potentially extending to high temperatures comparable to the critical temperature T_c of a monolayer. Within the framework of Bardeen–Cooper–Schrieffer (BCS) mean-field theory, it was shown that such a system spontaneously breaks time-reversal symmetry \mathcal{T} when the twist angle is close to 45° , and is described by a chiral order parameter of the form $d_{x^2-y^2} + id_{xy}$ (or $d + id'$ for short). The topological gap induced in the quasiparticle spectrum may be attributed to Cooper pair tunneling between the rotated d -wave order parameters of the two layers [21, 26].

Currently, the most attractive material platform to test this theory is the bismuth-based cuprate superconductor $\text{Bi}_2\text{Sr}_2\text{CaCu}_2\text{O}_{8+\delta}$ (Bi2212), which has been exfoliated in monolayer form with a T_c close to the bulk value of 90K [27, 28]. Experimental studies on few-layer-thick samples of twisted Bi2212 are already being reported. Transport measurements find that close to 45° twist angle, the interlayer Josephson current is dominated by its second harmonic, which signals co-tunneling of Cooper pairs [24]. While indicative of a non-trivial phase difference between the two superconducting layers, and hence \mathcal{T} breaking, this does not directly reveal the topological nature of the state [29, 30]. Along similar lines,

Ref. [25] notes a vanishing critical current at 45° . Another experimental work, however, interprets transport data as evidence for a subdominant s -wave pairing channel [23]. Given the varying degree of agreement across these studies, additional probes such as polar Kerr angle measurements [31–33] and, possibly, edge current detection through local magnetometry [34] will be necessary to ascertain the nature of the superconducting phase of twisted cuprate bilayers.

On the theory side, a further complication is introduced by the well-known fact that cuprates are not quantitatively described by BCS theory. A more sophisticated treatment of correlations using a t - J model, and the inclusion of an interlayer tunneling form factor appropriate to Bi2212, suggests a topologically trivial phase near 45° that is either gapless or has a very small \mathcal{T} -breaking gap [35]. On the other hand, numerical treatment of the Hubbard model on a twisted square lattice at the commensurate angle $\theta = 53.1^\circ$ via the variational cluster approximation finds a \mathcal{T} -broken phase that is gapped yet topologically trivial [36]. Discrepancies between these theoretical models highlight the importance of the complex orbital structure and strong electronic correlations inherent to cuprates.

It stands to reason that the phenomenology of twist-induced spontaneous \mathcal{T} -breaking described in Refs. [21, 22] is not specific to cuprates, but applies to nodal superconductors in general. Advances in exfoliation and material growth techniques could potentially reveal new nodal superconductors in organics [37], quasi-2D limits of iron-based [38] or heavy-fermion [39] materials, or in transition metal dichalcogenides following recent theoretical proposals [40–42]. There is thus hope that 2D nodal superconductors could form the basis for various heterostructures with novel properties [26], possibly opening new routes towards Majorana zero-modes [43].

In light of these developments, here we explore the physics of twisted structures comprising a generic num-

ber L of nodal superconducting layers. Going beyond bilayers affords two key advantages: (i) a greater variety of possible phases with additional tunability of physical properties, and (ii) an effective renormalization of parameters that stabilizes topological superconductivity for weaker interlayer tunneling as well as smaller twist angles far from 45° , potentially facilitating experimental realizations.

As the twist degree of freedom of each layer can be tuned independently, multilayers admit several inequivalent arrangements. In this work we consider two high-symmetry configurations that arise by fixing a unique twist angle θ between neighboring layers: (i) alternating twists (AT), where the relative twists between successive layers differ in sign and (ii) chiral twists (CT), where neighboring layers are rotated by the same angle such that a net chirality may be associated with the system.

With the goal of shedding light on the phenomenology of twisted multilayer nodal superconductors, we forgo materials-specific considerations and theoretical complications stemming from the treatment of strong interactions, and adopt a simple BCS mean-field approach as a first exposition of this problem. We work mainly within a self-consistent continuum formulation, where each layer is treated as a 2D nodal superconductor with $d_{x^2-y^2}$ symmetry coupled to neighboring layers via electron tunneling. We then connect our results to a twisted multilayer lattice model, which gives us access to topological indices and edge modes. Contrasting the phase diagrams of the two stackings, we obtain the following key results.

The physics of AT multilayers can be understood via a mapping to multiple copies of the bilayer problem [12]. \mathcal{T} -breaking superconductivity occurs for twist angles θ close to 45° , but the spectrum is fully gapped only when the number of layers L is even. This is because for odd L the system comprises an effectively decoupled monolayer sector with a nodal d -wave order parameter. In analogy to twisted bilayers, quadratic band touchings occur at a set of ‘magic angles’. We find that such band touchings are susceptible to \mathcal{T} -breaking secondary instabilities through two distinct mechanisms. First, the interlayer tunneling between twisted layers tends to nucleate a $d + id'$ order [21] – an effect that is enhanced in multilayers due to a renormalization of the tunneling strength. Second, residual interactions left out of the mean-field BCS treatment become marginal at the QBTs and can nucleate different symmetry-breaking orders [22].

CT multilayers spontaneously break both time-reversal \mathcal{T} and a π rotation C_2 about the diagonal directions, but preserves their product $C_2\mathcal{T}$. Their superconducting state is fully gapped and topological, with chiral Majorana modes propagating on sample boundaries, for generic large angles *different* from 45° . For small twist angles, the Dirac cones in the BdG quasiparticle dispersion merge to form either quadratic or cubic band touchings, depending on L . The latter has an enhanced susceptibility to gap opening due a power-law divergent density of states at zero energy, as opposed to constant

in the quadratic case.

The rest of this article is organized as follows. After describing the model in Sec. II, we analyze the physics of twisted trilayers in Sec. III (AT stacking) and Sec. IV (CT stacking). Sec. V presents a generalization to multilayers with $L > 3$. Finally, in Sec. VI, we comment on experimental signatures of the phases identified in this work and speculate on their relevance to ongoing investigations in twisted cuprates.

II. MODEL

We consider a continuum model consisting of nodal d -wave superconducting layers that are twisted relative to each other and coupled through single electron tunneling. In a BCS mean-field description this can be written as

$$\mathcal{H} = \sum_{\mathbf{k}\sigma l} \xi_{\mathbf{k}} c_{\mathbf{k}\sigma l}^\dagger c_{\mathbf{k}\sigma l} + \sum_{\mathbf{k}\sigma(l,m)} g_{\mathbf{k}}^{lm} \left(c_{\mathbf{k}\sigma l}^\dagger c_{\mathbf{k}\sigma m} + \text{h.c.} \right) \quad (1)$$

$$+ \sum_{\mathbf{k}l} \Delta_{\mathbf{k}l} \left(c_{\mathbf{k}\uparrow l}^\dagger c_{-\mathbf{k}\downarrow l}^\dagger + \text{h.c.} \right) - \sum_{\mathbf{k}l} \Delta_{\mathbf{k}l} \langle c_{\mathbf{k}\uparrow l}^\dagger c_{-\mathbf{k}\downarrow l}^\dagger \rangle.$$

Therein, the operator $c_{\mathbf{k}\sigma l}^\dagger$ creates an electron with momentum \mathbf{k} and spin σ in layer l . For simplicity we assume a rotationally invariant Fermi surface, with the in-plane kinetic energy $\xi_{\mathbf{k}} = k^2/2m_e - \mu$ (taking $\hbar = 1$ throughout), and $g_{\mathbf{k}}^{lm}$ denotes the electron tunneling amplitude between neighboring layers l and m . The momentum sums span an energy interval $\xi_{\mathbf{k}} \in [-\epsilon_c, \epsilon_c]$ around the Fermi surface.

The last two terms in Eq. (1) originate from a mean-field BCS decoupling of an intra-layer, zero pair-momentum attractive interaction term $\mathcal{H}_I = \frac{1}{N} \sum_{\mathbf{k}\mathbf{p}l} V_{\mathbf{k}\mathbf{p}}^l c_{\mathbf{k}\uparrow l}^\dagger c_{-\mathbf{k}\downarrow l}^\dagger c_{-\mathbf{p}\downarrow l} c_{\mathbf{p}\uparrow l}$ that respects C_4 rotation symmetry. Here N denotes the number of unit cells. For simplicity we use a separable form $V_{\mathbf{k}\mathbf{p}} = -2\mathcal{V} \cos(2\alpha_{\mathbf{k}} - 2\theta_l) \cos(2\alpha_{\mathbf{p}} - 2\theta_l)$ where $\mathcal{V} > 0$ is the interaction strength, θ_l the rigid rotation angle of layer l and $\alpha_{\mathbf{k}}$ is the polar angle of the wavevector \mathbf{k} . The gap function is then defined as

$$\Delta_{\mathbf{k}l} = \frac{1}{N} \sum_{\mathbf{p}} V_{\mathbf{k}\mathbf{p}}^l \langle c_{-\mathbf{p}\downarrow l} c_{\mathbf{p}\uparrow l} \rangle = \Delta_l \cos(2\alpha_{\mathbf{k}} - 2\theta_l), \quad (2)$$

where $\Delta_l \equiv -\frac{2\mathcal{V}}{N} \sum_{\mathbf{p}} \cos(2\alpha_{\mathbf{p}} - 2\theta_l) \langle c_{-\mathbf{p}\downarrow l} c_{\mathbf{p}\uparrow l} \rangle$ is the complex order parameter of layer l . The form of the tunneling matrix elements $g_{\mathbf{k}}^{lm}$ depends on the symmetries of the material under consideration, and in particular of the orbitals involved in various interlayer tunneling processes [35, 44]. For simplicity we focus on a momentum-independent form $g_{\mathbf{k}}^{lm} = g$ [21, 22] and comment on its relevance for cuprate multilayers towards the end.

With these assumptions the Hamiltonian (1) can be written in the BdG formalism as

$$\mathcal{H} = \sum_{\mathbf{k}} \Psi_{\mathbf{k}}^\dagger h_{\mathbf{k}} \Psi_{\mathbf{k}} + E_0 \quad (3)$$

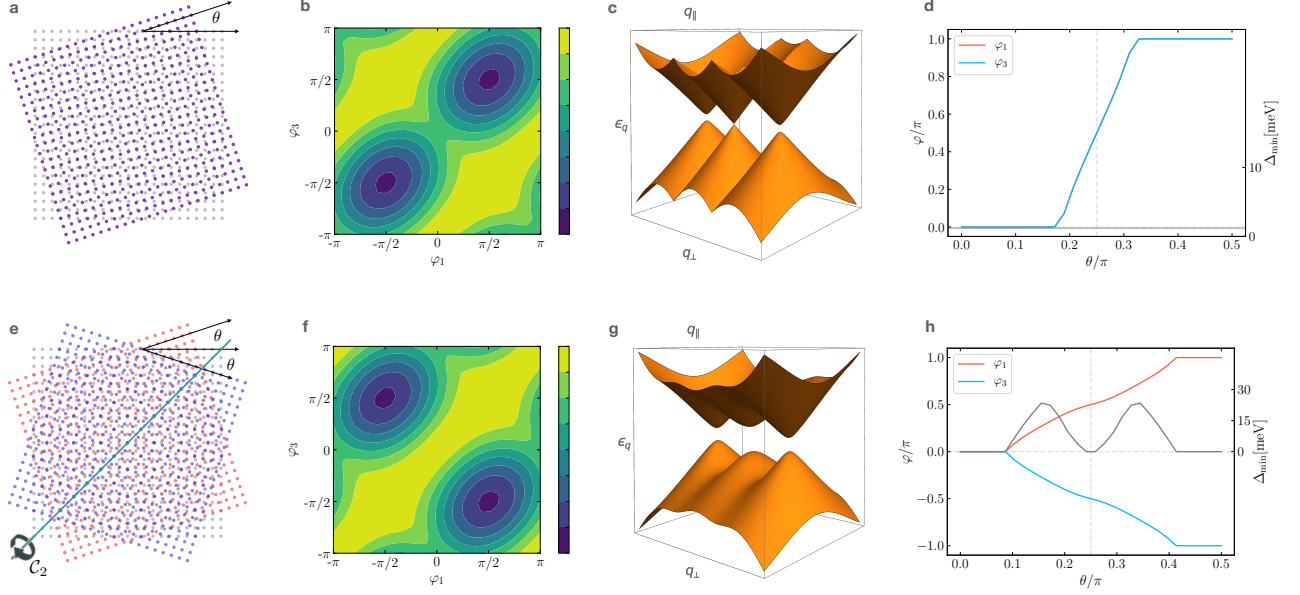


FIG. 1. Spontaneous \mathcal{T} breaking in twisted trilayer nodal SCs. The top panels (a-d) depict data for the alternating twist (AT) stacking and the bottom panels (e-h) for the chiral twist (CT) stacking. (a,e): Lattice geometries. (a): The AT stacking is obtained by twisting successive layers by $\pm\theta$, and is invariant under an out-of-plane mirror reflection \mathcal{M}_z with respect to the middle layer. (e): The CT stacking is obtained by twisting successive layers by the same angle θ with respect to a common origin in the plane, and is invariant under the C_2 symmetry that implements a π rotation about the diagonals of the middle layers. (b,f): Contour plot of the BdG free energy (in arbitrary units) for $\theta = 45^\circ$ in the space of the phases φ_1, φ_3 of the top and bottom layer order parameters (setting $\varphi_2 = 0$). (c,g): Low-energy spectrum in one quadrant of the BZ for large twist angles. The CT stacking is fully gapped, whereas the AT stacking is gapless due to the Dirac cone dispersion of the decoupled monolayer. (d,h): Phase differences φ_1 and φ_3 that minimize the BdG free energy at zero temperature, and the spectral gap (grey curve) as a function of the twist angle. In d, the physics is similar to that of a standalone bilayer, expect that the BdG spectrum is gapless owing to the decoupled Dirac cone. In h, the non-trivial phases break \mathcal{T} but preserve the product $C_2\mathcal{T}$. The corresponding dispersion is gapped except at 45° . The parameters are chosen as $\epsilon_c = 60\text{meV}$, $\Delta = 40\text{meV}$ and $g = 20\text{meV}$.

where $E_0 = \sum_{\mathbf{k}l} \xi_{\mathbf{k}} + \frac{N}{2V} \sum_l |\Delta_l|^2$. Trilayers are described by the Nambu spinor $\Psi_{\mathbf{k}}^T = (c_{\mathbf{k}\uparrow 1}, c_{\mathbf{k}\uparrow 2}, c_{\mathbf{k}\uparrow 3}, c_{-\mathbf{k}\downarrow 1}^\dagger, c_{-\mathbf{k}\downarrow 2}^\dagger, c_{-\mathbf{k}\downarrow 3}^\dagger)$ and

$$h_{\mathbf{k}} = \begin{pmatrix} \xi_{\mathbf{k}} & g & 0 & \Delta_{\mathbf{k}1} & 0 & 0 \\ g & \xi_{\mathbf{k}} & g & 0 & \Delta_{\mathbf{k}2} & 0 \\ 0 & g & \xi_{\mathbf{k}} & 0 & 0 & \Delta_{\mathbf{k}3} \\ \Delta_{\mathbf{k}1}^* & 0 & 0 & -\xi_{\mathbf{k}} & -g & 0 \\ 0 & \Delta_{\mathbf{k}2}^* & 0 & -g & -\xi_{\mathbf{k}} & -g \\ 0 & 0 & \Delta_{\mathbf{k}3}^* & 0 & -g & -\xi_{\mathbf{k}} \end{pmatrix}. \quad (4)$$

Analogous forms follow for multilayers with $L > 3$. The order parameters Δ_l defined by Eq. 2 are obtained self-consistently by minimizing the free energy

$$\mathcal{F} = E_0 - 2\beta^{-1} \sum_{\mathbf{k}\alpha} \ln \left[2 \cosh \left(\frac{\beta E_{\mathbf{k}\alpha}}{2} \right) \right], \quad (5)$$

where $\beta = 1/k_B T$ is the inverse temperature and $E_{\mathbf{k}\alpha}$ is the positive energy band α obtained by diagonalizing $h_{\mathbf{k}}$. Numerically, it is convenient to express the minimization conditions $\partial \mathcal{F} / \partial \Delta_l^* = 0$ as

$$\Delta_l = \frac{2V}{N} \sum_{\mathbf{k}\alpha} \tanh \left(\frac{\beta E_{\mathbf{k}\alpha}}{2} \right) \langle \mathbf{k}\alpha | \frac{\partial h_{\mathbf{k}}}{\partial \Delta_l^*} | \mathbf{k}\alpha \rangle, \quad (6)$$

where $E_{\mathbf{k}\alpha} = \langle \mathbf{k}\alpha | h_{\mathbf{k}} | \mathbf{k}\alpha \rangle$ has been used to recast the minimization conditions in terms of the matrices $\partial h_{\mathbf{k}} / \partial \Delta_l^*$ with $l = 1 \dots L$.

The above continuum formulation provides a simple mean-field picture where the twist angle can be tuned continuously. Extensive analysis of bilayers shows that such a continuum theory captures the key features of a twisted lattice model, which in practice can only be studied at large commensurate angles [21]. The lattice formulation, detailed in Appendix E, is nevertheless useful to ascertain the topology of the system by computing its Chern number, as well as edge mode spectra for open boundary conditions.

III. TRILAYER: ALTERNATING TWIST

We first consider the case of trilayers in the alternating twist configuration, where the top and bottom layers are twisted in the same direction with respect to the middle layer, as shown in Fig. 1a. The stacking is invariant under a mirror reflection symmetry \mathcal{M}_z that interchanges the top and bottom layers.

A. Spontaneous \mathcal{T} -breaking

In the AT geometry, the self-consistency conditions Eq. 6 yield a solution with $|\Delta_1| = |\Delta_3|$ as expected from the mirror symmetry \mathcal{M}_z , while $|\Delta_2|$ is reduced by a factor $|\Delta_1| - |\Delta_2| \sim g^2/|\Delta_1|$. Setting the order parameter of the middle layer to a real number ($\varphi_2 = 0$), we find that the preferred solution is always of the form $\varphi_1 = \varphi_3$. Much like the bilayer, non-trivial phase differences $\varphi_1 \neq 0, \pi$ that spontaneously break \mathcal{T} emerge for twist angles around $\theta = \pi/4$. Interestingly, however, the BdG spectrum always remains gapless.

These observations (summarized in Fig. 1a-d) can be understood by adapting results from alternating-twist multilayer graphene [12]. Through a unitary transformation detailed in Appendix A, the Hamiltonian describing the AT trilayer can be reduced to two decoupled blocks describing (i) a twisted bilayer with a renormalized interlayer coupling $\tilde{g} = \sqrt{2}g$ and (ii) a monolayer d -wave SC with the usual four Dirac cones in its quasiparticle spectrum. Further, it can be shown that the bilayer (monolayer) is odd (even) under the mirror reflection \mathcal{M}_z . The two blocks, therefore, cannot hybridize as long as \mathcal{M}_z is preserved. It then follows that the bilayer admits a \mathcal{T} -broken phase near $\theta = 45^\circ$ via the phenomenology outlined in Ref. [21]. However, since the monolayer contributes spectator Dirac cones, the superconducting state remains gapless throughout the phase diagram.

In the \mathcal{T} -broken phase, the bilayer sector is characterized by a non-zero Chern number $|\mathcal{C}| = 2$ or 4, depending on the value of parameters [21]. Evaluating \mathcal{C} using the lattice model for twisted trilayers confirms this expectation, while an infinite strip geometry shows chiral Majorana edge modes as shown in Fig. 2a. One subtlety in interpreting the edge mode spectra is that the monolayer sector contributes zero-energy edge modes that connect projections of the bulk Dirac cones, in analogy to zigzag graphene nanoribbons [45]. Chiral propagating states and zero-energy modes carry opposite eigenvalues under \mathcal{M}_z and thus cannot scatter onto each other by symmetry-preserving impurities.

B. Quadratic band touching

The decoupled twisted bilayer sector also implies the presence of magic angles θ_M where Dirac cones merge pairwise to form quadratic band touchings (QBTs), as described in Ref. [22]. To see this we linearize the Hamiltonian (3) around the nodes by assuming small angles and real order parameters. In a monolayer d -wave superconductor, the Dirac nodes occur at the Fermi momentum \mathbf{k}_F where the order parameter changes sign. Expanding in small momenta \mathbf{q} around the node in the first quadrant of the BZ, the low-energy theory reads

$$h_{\mathbf{q}} = (v_{\Delta} q_{\perp})\tau_1 + (v_F q_{\parallel})\tau_3, \quad (7)$$

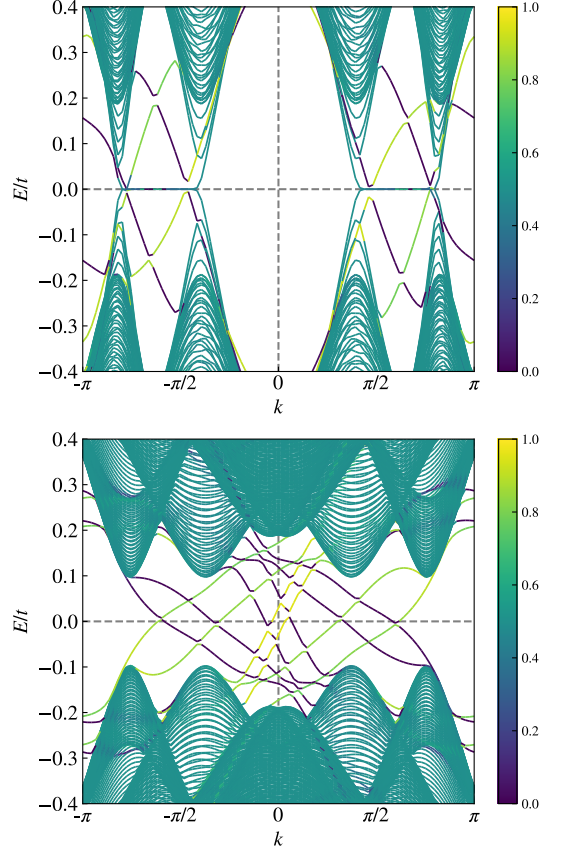


FIG. 2. Spectrum of the AT trilayer (top) and the CT trilayer (bottom) on an infinite cylinder geometry for a commensurate twist angle $\theta_{1,2} = 36.9^\circ$ (see Appendix E for modelling details). The color scale shows the expectation value $\langle \hat{y} \rangle$ of the eigenstates, with the length y along the open direction normalized to unity. The AT trilayer shows 4 chiral Majorana edge modes (contributed by the bilayer sector) that coexist with zero-energy edge states (contributed by the d -wave monolayer sector) connecting the projection of the bulk Dirac cones. In contrast, the CT trilayer shows a fully gapped bulk with 6 chiral Majorana edge modes. The parameters used are $t = 1$, $\mu = -1.3$, $\Delta = 0.6$, $g = 0.5$.

where τ are Pauli matrices acting in Nambu space and q_{\parallel} (q_{\perp}) denotes momentum component parallel (perpendicular) to \mathbf{k}_F at the node. The Fermi velocity is defined as $v_F = k_F/m_e$ and the velocity in the perpendicular direction $v_{\Delta} = \partial_{\alpha_k} \Delta_{\mathbf{k}}/k_F$ is evaluated at the node. The low-energy theory of a twisted multilayer is obtained by similarly linearizing all the nodes and coupling them via an interlayer tunneling matrix.

As the twist angle is tuned, two of the Dirac points in each quadrant merge into a quadratic band touching point (QBT), illustrated in Fig. 3a. The magic angle is given by $\theta_M = 2\tilde{g}/v_{\Delta}k_F$, where $\tilde{g} = \sqrt{2}g$ is the effective tunneling parameter [22]. As outlined in Appendix B, the low-energy theory describing this situation can be obtained through degenerate perturbation theory and the

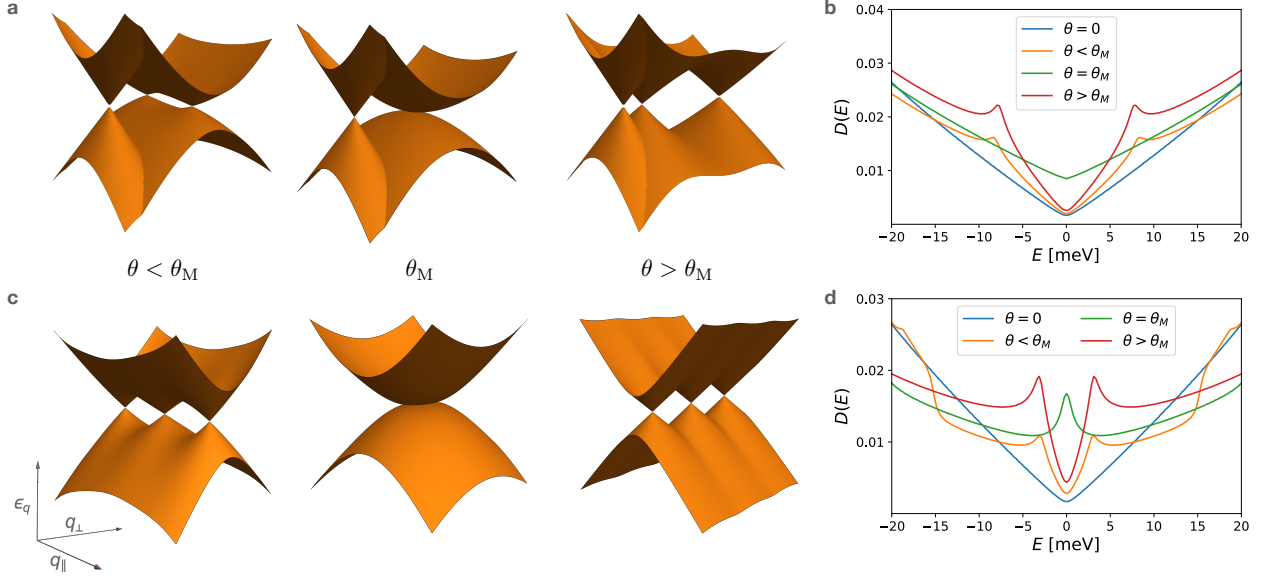


FIG. 3. Dispersion of BdG quasiparticles in one quadrant of the Brillouin zone, absent any gap-opening instabilities, as the system is tuned across the magic angle θ_M for trilayers in the AT (top row) and CT (bottom row) configurations. (a): The decoupling of AT trilayers in two sectors is manifest by the merging of two Dirac cones in a quadratic band touching (QBT) point, contributing a finite density of states at $E = 0$ as shown in b, along with a spectator Dirac cone. (c): The merging of three Dirac cones along the diagonals at $\mathbf{q} = 0$ is protected by the C_2 symmetry of the CT stacking and leads to a *cubic* band touching (CBT) with a divergent density of states $D(E) \sim E^{-1/3}$ at low energies, as shown in d.

effective Hamiltonian is given by

$$h_{\mathbf{q}}^{\text{eff}} = d_1(\mathbf{q})\eta_1 + d_3(\mathbf{q})\eta_3, \quad (8)$$

where η are Pauli matrices acting in the degenerate subspace of zero-energy solutions at the QBT, and

$$d_1(\mathbf{q}) = \frac{q_{\parallel}^2 v_F^2 - q_{\perp}^2 v_{\Delta}^2}{2\tilde{g}}, \quad d_3(\mathbf{q}) = \frac{q_{\parallel} q_{\perp} v_F v_{\Delta}}{\tilde{g}}. \quad (9)$$

The low-energy spectrum is quadratic and anisotropic,

$$E_{\mathbf{q}} = \frac{1}{2\tilde{g}}(q_{\parallel}^2 v_F^2 + q_{\perp}^2 v_{\Delta}^2). \quad (10)$$

Such two-dimensional QBTs have a non-vanishing density of states that renders them susceptible to a gap opening through spontaneous generation of a mass term [46, 47]. From the perspective of the effective Hamiltonian (8) such a mass $M\eta_2$ breaks time-reversal symmetry and can be generated in two ways.

First is via residual interactions – that is, interactions not taken into account by the BCS mean-field treatment. While such sub-dominant interactions are irrelevant in the renormalization group sense for a Dirac dispersion characteristic of d -wave superconductors, they become marginal at a QBT. In the simplest case of an attractive s -wave channel with strength \mathcal{U} , a mean-field analysis in Appendix C shows that the free energy is minimized by a \mathcal{T} -breaking $d + is$ phase. The gap scales as $e^{1/\mathcal{U}D(0)}$ for small \mathcal{U} , where $D(0) = \tilde{g}/\pi v_F v_{\Delta} \sim \tilde{g}/2\pi\Delta$ is the density

of states at zero energy at the QBT (see Appendix D). The induced gap is thus exponentially small in both the interaction \mathcal{U} and the effective tunneling strength \tilde{g}/Δ , which explains the numerical difficulty in stabilizing this phase, unless one uses an unphysically large \mathcal{U} that is on verge of destabilizing the primary d -wave order [30].

A \mathcal{T} -breaking gap can also open without assuming additional pairing channels beyond the leading $d_{x^2-y^2}$ channel. Indeed, Cooper pair tunneling between twisted layers generates an effective d_{xy} component that can combine with the native $d_{x^2-y^2}$ order with a relative phase, via the same phenomenology that underlies \mathcal{T} -breaking at large twist angles [21]. For generic small angles this mechanism is not operative because the d_{xy} perturbation is irrelevant at the Dirac points. However, near the magic angles the finite density of states at the QBTs leads to the nucleation of a $d + id'$ phase. For large enough $g \gtrsim 10\text{meV}$ this dome merges with that around 45° to give a \mathcal{T} -breaking region that extends for all twist angles $\theta_M < \theta < \pi/2 - \theta_M$, as seen in Fig. 4. This effect is enhanced in AT trilayers as compared to twisted bilayers because of the $\sqrt{2}$ increase in the effective tunneling strength, which leads to a larger magic angle and an enhanced density of states at the QBT.

Ultimately, the nature of the superconducting order parameter near the QBT will depend on the competition between the twist-angle-induced d_{xy} channel and other possible sub-dominant pairing channels specific to the material under consideration.

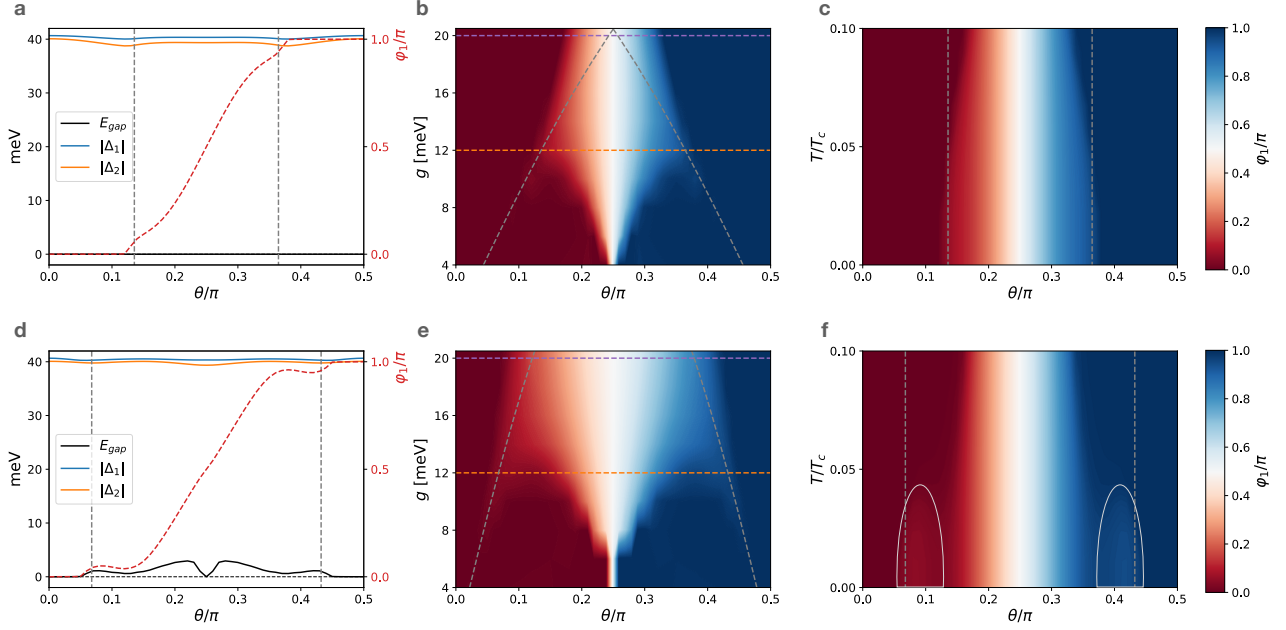


FIG. 4. Self-consistent mean-field results for alternating-twist (a-c) and chiral-twist (d-f) trilayers. (a,d): Zero-temperature phase diagrams for $g = 12\text{meV}$, showing the layer-resolved order parameter amplitudes $|\Delta_i|$, phase factor φ_1 and the spectral gap E_{gap} as a function of θ . The \mathcal{T} -breaking phase is nucleated near the magic angles θ_M (vertical dotted gray lines), where the density of states is maximal, and persists to large twist angles up to $\pi/2 - \theta_M$. For AT trilayers the spectrum remain gapless throughout due to the decoupled monolayer sector. (b,e): Phase diagrams showing φ_1/π in the $g - \theta$ plane. The dashed gray lines trace the magic angle conditions, while the orange and purple lines show the $g = 12\text{meV}$ cut used in (c,f) and the $g = 20\text{meV}$ cut used in Fig. 1, respectively. (c,f): Phase diagrams showing φ_1/π in the $T - \theta$ plane, with the temperature normalized by the critical temperature T_c for zero twist angle. The \mathcal{T} -broken domes around the magic angles are delineated in f.

IV. TRILAYER: CHIRAL TWIST

A. Spontaneous \mathcal{T} -breaking

We now consider trilayer systems with a constant twist θ between successive layers. The chiral stacking has a C_2 symmetry corresponding to a π rotation about diagonals of the middle layer (see Fig. 1e). In such a geometry, the problem can no longer be simplified through a unitary transformation, as in the alternating twist case, and is thus qualitatively different from twisted bilayers.

Once again choosing the order parameter of the middle layer to be real ($\varphi_2 = 0$), we find that as θ is increased the free energy develops two equivalent, time-reversed minima at $\varphi_1 = -\varphi_3 \neq 0$, as shown in Fig. 1f. The non-trivial phase structure describes a \mathcal{T} -broken state which nevertheless preserves the product $C_2\mathcal{T}$. The system is gapped except at the special point $\theta = 45^\circ$, which is gapless because the CT and AT stackings are identical up to a rotation of the top layer by $\pi/2$, which simply contributes an additional phase difference of π given the C_4 symmetry of the d -wave order parameter. We note that for identical parameters g , \mathcal{V} and ϵ_c , the CT stacking exhibits \mathcal{T} -breaking in a larger range of twist angles than the AT stacking, a trend which also extends to multilayers as discussed in Sec. V.

In the \mathcal{T} broken phase, the lattice model shows a non-zero Chern number that takes values as high as $|C| = 6$, depending on the choice of parameters. The corresponding chiral Majorana edge modes that traverse the bulk gap are seen in Fig. 2. Similar to the physics of twisted bilayers [21] (whose superconducting state also respects $C_2\mathcal{T}$ symmetry), the Chern number assignment can be understood by noting that each layer contributes $C = \pm 2$ when in a $d + id'$ phase. Contrast this to the AT stacking where, due to presence of the \mathcal{M}_z mirror symmetry and the aforementioned unitary decoupling, only two out of the three layers contribute to topological superconductivity and give rise to a maximal Chern number $|C| = 4$.

B. Cubic band touching

We now turn to CT trilayers with small twist angles. The C_2 symmetry dictates that the three Dirac cones in a BZ quadrant must be arranged symmetrically with respect to the diagonals $k_x = \pm k_y$. As illustrated in Fig. 3c, at small twist angles all three Dirac cones are on the diagonals, while at large twist angles one Dirac cone remains on the diagonal and the other two are located on either side. The transition between these two cases occurs at the magic angle $\theta_M = \sqrt{2}g/v_\Delta k_F$ where the three Dirac cones merge into a cubic band touching (CBT).

Starting from Eq. (7) we can project down to the zero-energy subspace at the CBT using degenerate perturbation theory (details in Appendix B). The resulting low-energy effective Hamiltonian reads $h_{\mathbf{q}}^{\text{eff}} = d_1(\mathbf{q})\eta_1 + d_3(\mathbf{q})\eta_3$ with

$$\begin{aligned} d_1(\mathbf{q}) &= \frac{q_{\perp} v_{\Delta} (q_{\perp}^2 v_{\Delta}^2 - 3q_{\parallel}^2 v_F^2)}{4g^2} \\ d_3(\mathbf{q}) &= \frac{q_{\parallel} v_F (q_{\parallel}^2 v_F^2 - 3q_{\perp}^2 v_{\Delta}^2)}{4g^2}, \end{aligned} \quad (11)$$

and its spectrum takes the anisotropic cubic form

$$E_{\mathbf{q}} = \frac{1}{4g^2} (q_{\parallel}^2 v_F^2 + q_{\perp}^2 v_{\Delta}^2)^{3/2}. \quad (12)$$

A CBT in two dimensions admits a divergent density of states at low energy $D(E) \sim \nu E^{-1/3}$ with $\nu = g^{4/3}/v_F v_{\Delta}$, as shown in Fig. 3d, which makes the system sensitive to a gap opening. Indeed, as derived in Appendix D, the induced gap M in the presence of a subdominant s -wave pairing channel of strength \mathcal{U} scales as a power law $M \sim (\mathcal{U}\nu)^3 \sim \mathcal{U}^3 g^4 / (v_{\Delta} v_F)^3$. This is a stronger dependence than the exponentially small gap expected for the QBTs. However, the gap is small in practice because of the suppression by a large power of both \mathcal{U} and the interlayer tunneling g , as also demonstrated numerically in Appendix C.

In the absence of additional pairing channels, the self-consistent numerical solution shows that the system develops a $d + id'$ phase induced by interlayer tunneling for most twist angles, as shown in Fig. 4. Indeed, for sufficiently large g the magic angle θ_M marks the boundary of the $d + id'$ phase, which survives all the way to $\pi/2 - \theta_M$. For smaller g there are two separate pockets of $d + id'$ superconductivity (one at θ_M and the other centered around $\theta = \pi/4$) that are separated by a topologically trivial region. The topological superconductivity near $\theta = \pi/4$ is robust, with a critical temperature close to the native T_c of a monolayer, while the domes surrounding the magic angles are more fragile and persist only up to $\sim 0.05T_c$ for optimal g and θ (see Fig. 4f).

Finally, we stress that because interactions are expected to be relevant at a CBT, a treatment of interactions beyond mean-field might be necessary to determine the fate of the system. In particular, the scale of the interaction-induced gap could be larger than that anticipated through our simple BCS treatment.

V. GENERALIZATION TO MULTILAYERS

With an understanding of spontaneous \mathcal{T} breaking and higher-order band touchings in trilayers, we generalize our analysis to multilayer stacks.

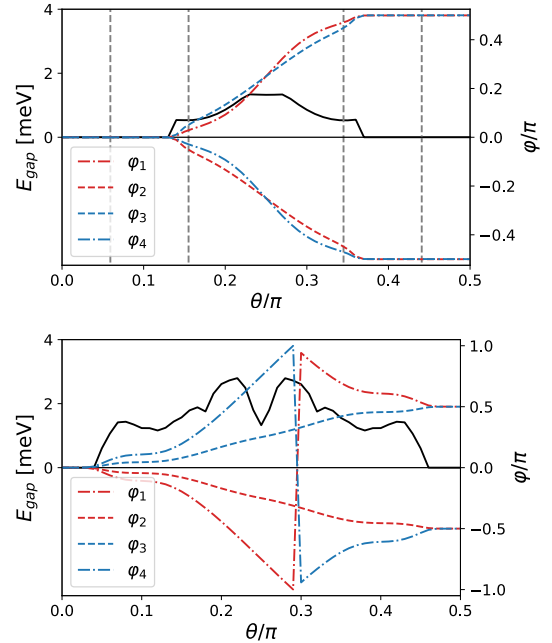


FIG. 5. Self-consistent mean-field results for quadrilayers in the AT (top) and CT (bottom) configuration, using $g = 12\text{meV}$, $|\Delta_l| \sim 40\text{meV}$ and $\epsilon_c = 60\text{meV}$ and zero temperature. For twists around $\theta = \pi/4$ the SC phase breaks \mathcal{T} for both stackings. (Top:) The magic angles are determined by the effective tunneling in the bilayer blocks $\tilde{g}_{1,2} = (\sqrt{5} \mp 1)g/2$ and are denoted by dashed gray lines. For these parameters \mathcal{T} -breaking sets in only at the second magic angle. (Bottom:) For CT quadrilayers, chiral SC which preserves the $\mathcal{C}_2\mathcal{T}$ symmetry is stabilized for a large range of twist angles.

A. Alternating twist

In an AT stacking, layer l is rotated by $\theta_l = (-1)^l \theta/2$ such that neighboring layers have relative twists $\pm\theta$. For a trilayer, the problem boiled down to a twisted bilayer and a spectator monolayer. More generally, as outlined in Appendix A, such a decoupling unitary transformation holds for any number of layers and the system reduces to $\lfloor L/2 \rfloor$ bilayers characterized by the renormalized inter-layer tunneling amplitudes

$$\tilde{g}_m = 2g \cos\left(\frac{\pi m}{L+1}\right). \quad (13)$$

Here $m = 1 \dots \lfloor L/2 \rfloor$ and $\lfloor \cdot \rfloor$ is the floor function. Additionally, in the case of odd L one has a decoupled monolayer sector. When the twist angle is close to 45° , each of the bilayer blocks is expected to spontaneously break \mathcal{T} , leaving any decoupled layer as is – the layers always gap out in pairs. In the same vein, the physics at small twist angles carries over and each bilayer is characterized by a QBT at a different magic angle $\theta_M^m = 2\tilde{g}_m/v_{\Delta}k_F$.

The unitary transformation relies on the assumption that the order parameters in all layers of a given parity (even/odd) carry the same phase and amplitude. While

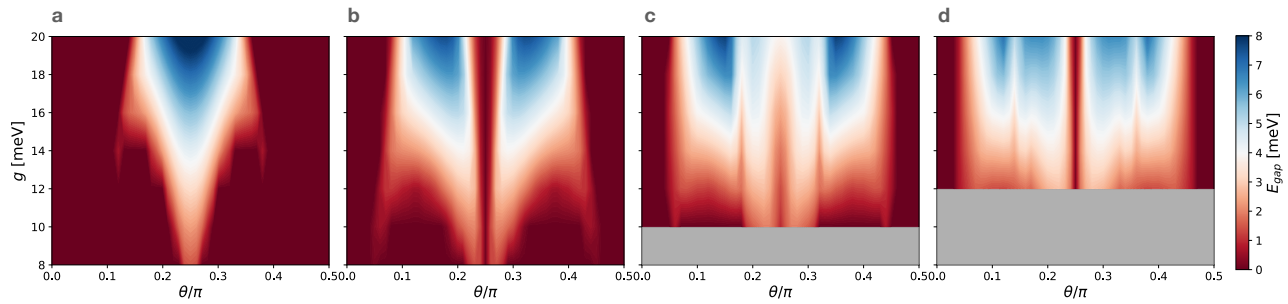


FIG. 6. Phase diagram comparison of chiral twist multilayers. The color scale indicate the \mathcal{T} -breaking gap in (a) bilayers, (b) trilayers, (c) quadrilayers and (d) pentalayers. The extent of the topological region of the phase diagram increases with L , and the maximal gaps are obtained *away* from $\theta = \pi/4$. We choose parameters $\epsilon_c = 60\text{meV}$, $|\Delta_l| \approx 40\text{meV}$ and $T = 0$. The grey areas in c and d denote regions of where numerical convergence is difficult due to the small energy scales involved.

such an assumption is not enforced by symmetry, it is approximately respected in the self-consistent solutions of CT multilayers, with small differences between $|\Delta_l|$ of order g^2/Δ . The lack of a symmetry constraint also means that the bilayer blocks can weakly hybridize with each other, which introduces quantitative differences in the numerical values of magic angles, but does not alter the physics in a qualitative way.

An analysis of quadrilayers, summarized in Fig. 5a, bears out these expectations. We find that the condition for unitary decoupling is approximately respected: $\Delta_1 \approx \Delta_3$ and $\Delta_2 \approx \Delta_4$. Close to $\theta = \pi/4$ a non-trivial phase difference develops between even and odd numbered layers, accompanied by a \mathcal{T} -breaking gap. With our choice of parameters, \mathcal{T} -breaking appears only at the second magic angle, presumably because the density of states at the first magic angle, which scales as $D(0) \sim \tilde{g}_m$, is too small to nucleate a $d + id'$ phase.

Note that in a twisted bilayer the phase difference determines the sign of the Chern number. Given the small splitting within the odd (even) layers $\varphi_{13} = \varphi_1 - \varphi_3$ ($\varphi_{24} = \varphi_2 - \varphi_4$), we deduce that each of the two bilayer blocks breaks \mathcal{T} in the same way such that the total Chern number $\mathcal{C} = \pm 4[L/2]$. Although not observed in our numerics, an alternative scenario could play out if the bilayers carried different phases and contributed Chern numbers with opposite signs.

B. Chiral twist

Due to the lack of a simplifying unitary transformation, the generalization to multilayers is less straightforward in the chiral twist case, which corresponds to

$$\theta_l = \left(l - \frac{L+1}{2} \right) \theta. \quad (14)$$

We thus explore numerically, and find that for a wide range of twist angles the system spontaneously breaks \mathcal{T} while respecting $\mathcal{C}_2\mathcal{T}$, as depicted in Fig. 5b for quadrilayers. Interestingly, the extent of the \mathcal{T} -breaking region

of the phase diagram increases with L (see Fig. 6). In contrast to a bilayer, the optimal twist angle for topological superconductivity occurs away from $\theta = \pi/4$. The topological gap at optimal twist angle decreases with the number of layers L but the dependence is weak. Guided by the intuition that in a chirally-twisted stack all layers (except those at the very top and bottom) experience effectively the same local environment, we expect each layer to contribute the same value $\mathcal{C}_l = \pm 2$ to the total Chern number. Supported by lattice calculations on trilayers, we thus conjecture that generically $\mathcal{C} = \pm 2L$ in the \mathcal{T} -broken phase.

At small twist angles, the continuum BdG model exhibits an intriguing pattern linked to $L \bmod 4$. As summarized in Table I, when $L > 3$, there appear multiple magic angles characterized by quadratic and cubic band crossings. Specifically, CBTs occur only when $L \bmod 4 = 3$. We also note the occurrence of *double QBTs*, i.e., two quadratic band touchings in a BZ quadrant at the same twist angle. In a quadrilayer, for instance, there are two magic angles $\theta_M^{(1)}$ and $\theta_M^{(2)}$ where double QBTs arise (see Fig. 7). The two QBTs are situated at different momenta related by \mathcal{C}_2 symmetry: $\mathbf{q}_M^{(1)} = \pm(q_{\parallel M}, 0)$ at the first magic angle and $\mathbf{q}_M^{(2)} = \pm(0, q_{\perp M})$ at the second magic angle.

VI. CONCLUSION AND OUTLOOK

Recent theoretical works have proposed twisted nodal superconductors as a promising platform to realize topological superconducting phases. In this work we have extended these ideas to multilayers in two different geometries, alternating twist (AT) and chiral twist (CT) stackings, and mapped their phase diagrams within the framework of self-consistent BCS mean-field theory.

At small twist angles, the quasiparticle spectra of multilayers exhibit a sequence of magic angles with either quadratic, cubic or double quadratic dispersions, depending on the stacking and the number of layers L . The finite

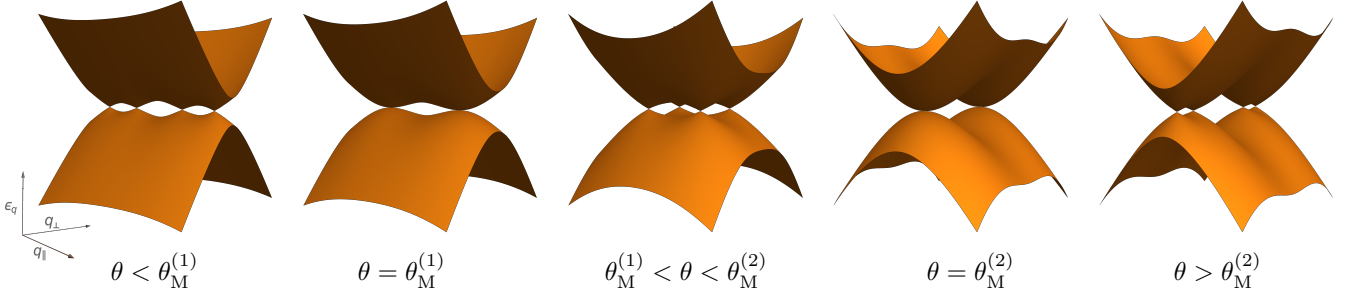


FIG. 7. Evolution of the BdG quasiparticle dispersion of chirally-twisted quadrilayers at small angles. Note that there are two magic angles $\theta_M^{(1)}$ and $\theta_M^{(2)}$ where *two* quadratic band touchings occur simultaneously at momenta $\pm \mathbf{q}_M^{(1)}$ and $\pm \mathbf{q}_M^{(2)}$ respectively.

L	N_M	Low-energy spectrum at θ_M
1	0	n/a
2	1	QBT
3	1	CBT
4	2	DQBT, DQBT
5	2	DQBT + Dirac cone, DQBT + Dirac cone
6	3	DQBT, QBT, DQBT
7	3	DQBT, CBT, DQBT
8	4	DQBT, DQBT, DQBT, DQBT

TABLE I. In chirally twisted multilayers with weak interlayer tunneling, the low-energy spectra at the sequence of magic angles follows a mod 4 pattern as a function of the number of layers L . Here N_M denotes the number of magic angles, while QBT and CBT stand for quadratic and cubic band touchings at $\mathbf{q} = 0$, respectively. DQBT stands for double QBT, and denotes two QBTs that occur at the same twist angle, i.e., four Dirac cones merge pairwise as shown in Fig. 7. When more than one magic angle occurs we list their corresponding low-energy spectra in order of increasing θ_M .

(power-law divergent) density of states of the quadratic (cubic) band touchings renders these systems susceptible to secondary symmetry-breaking transitions in the superconducting state, which can be triggered either by interlayer tunneling or residual interactions between BdG quasiparticles. While interlayer tunneling generically favors \mathcal{T} -breaking chiral superconductivity, with an order parameter of $d + id'$ symmetry, the ordering tendencies due to the residual interactions will depend on microscopics. A full accounting of instabilities in pairing and various particle-hole channels would require a detailed understanding of interactions in a given material and might necessitate a treatment beyond mean-field.

The cubic and double quadratic band touchings constitute new features that go beyond twisted bilayers. Cubic band touchings have a divergent density of states at zero energy, $D(E) \sim E^{-1/3}$, and residual interactions are expected to be relevant from a renormalization group perspective. This is reminiscent of higher-order van Hove singularities occurring, for instance, in the normal state dispersion of cuprates [48], Moiré surface

states of topological insulators [49] and transition metal dichalcogenides [50]. At a double quadratic band touching, four Dirac cones in the same BZ quadrant merge pairwise to give rise to two quadratic crossings. The proximity of these nodes in momentum space could potentially lead to finite-momentum pairing instabilities.

Closer to $\theta = 45^\circ$, both configurations spontaneously break \mathcal{T} but in qualitatively different ways. AT multilayers can be reduced to a set of bilayers with renormalized interlayer tunneling strengths (alongside a decoupled monolayer for odd L). Their physics is therefore similar to that of a twisted bilayer [21, 35, 36]. Nevertheless, in view of the estimates for the tunneling strength $g \sim 5 - 10 \text{ meV}$ inferred from recent transport studies [24, 29, 30], such a renormalization might help stabilize \mathcal{T} -broken superconductivity. In contrast, the problem posed by CT multilayers cannot be simplified in this way. While \mathcal{T} and a π rotation C_2 along the diagonals are individually broken, their product $C_2\mathcal{T}$ is preserved. The system exhibits chiral topological superconductivity in an extended region of the twist-angle/interlayer tunneling phase diagram with a maximal Chern number $\mathcal{C} = \pm 2L$.

The connection of our results to cuprate heterostructures, explored in recent transport experiments [23–25], relies on two key simplifications: the mean-field treatment of superconductivity and use of a momentum-independent interlayer tunneling form factor. The latter point was the subject of recent discussion [35] in the context of twisted Bi2212 [21]. Close to 45° twist, the fate of the SC state will depend sensitively on the symmetries of the orbitals involved in interlayer tunneling processes. In clean and aligned bilayers the direct (momentum-independent) tunneling between d orbitals vanishes by symmetry at 45° twist angle. There the dominant contribution is expected to come from s orbital mediated tunneling, which is described by a form factor [44] $g_{\mathbf{k}}^{lm} \sim \cos(2\alpha_{\mathbf{k}} - \theta_l) \cos(2\alpha_{\mathbf{k}} - \theta_m)$ that unfortunately vanishes along the all-important nodal directions where the \mathcal{T} -breaking gap opens [21]. In the context of chirally-twisted multilayers, the vanishing of direct tunneling at 45° might be less of a problem because, as illustrated in Fig. 6, the region of the phase diagram with robust topological superconductivity is *not* centered around 45° .

In bulk cuprates, incoherent tunneling mediated by disorder in layers interspersing CuO_2 planes is expected to play a crucial role in interlayer transport [51–54]. Therefore, incoherent tunneling in twisted layers is of potential interest. Because disorder breaks translation invariance, tunneling processes are not subject to symmetry constraints invoked in Ref. [35] and may allow for substantial twist-induced gaps even close to 45° . While the full treatment of an impurity-assisted tunneling model in the twisted geometry is beyond the scope of this manuscript, a simple estimate using realistic parameters shows that a gap of order $1 - 10\text{meV}$ could be generated [55].

Also, note that the analysis presented here assumes one CuO plane per layer. Current experiments, however, involve Bi2212 which has two CuO planes per monolayer. Based on the analysis in Ref. [21], we expect the phenomenology of \mathcal{T} -breaking to hold in this situation, albeit with two quantitative modifications: (i) the scale of the gap, which is determined by a competition between inter-monolayer tunneling and intra-monolayer physics, will go down, and (ii) Chern numbers in the \mathcal{T} -broken phases will be doubled.

In terms of experimental signatures of the topological phases predicted in this work, perhaps the most promising for cuprate heterostructures is the optical Hall conductivity probed by the polar Kerr effect, which was predicted to occur with a large magnitude owing to the gap scales involved [33]. Importantly, the Kerr effect is sensitive not only to \mathcal{T} -breaking but also to the breaking of mirror symmetries, which allows it to distinguish between a chiral state such as $d+id'$ and a non-chiral state such as $d+is$. The predicted topological gap could additionally be detected through spectroscopies such as angle-resolved photoemission, electron tunneling, or optically using Raman response. Transport experiments such as the su-

perconducting diode effect, whereby the in-plane critical supercurrent becomes direction-dependent, can also in principle discriminate between chiral and non-chiral \mathcal{T} -broken states [56].

Taking a broad view, the phenomenology discussed here could be relevant to other 2D nodal superconductors that can be exfoliated and stacked. The material-specific modelling of such platforms is left for future work. An interesting question concerns the creation of new heterostructures that realize an *odd* number of Majorana modes, either propagating along boundaries or localized in vortex cores (see for instance Ref. [43]). The limit of a large number of layers L is also of potential interest. On the one hand, similarly to alternating-twist graphene [12], the ‘cascade’ of magic angles in alternating-twist multilayers as L is increased flattens the low-energy BdG bands, which could make it easier to stabilize symmetry-broken phases induced by interactions. On the other hand, the infinite-layer limit of the chiral twist stacking exhibits a non-symmorphic symmetry given by a combination of twist and translation in the stacking direction. A generalization of ‘3D twistronics,’ developed in the context of chirally-twisted graphene multilayers [57–59], to nodal superconductors thus represents an interesting problem.

ACKNOWLEDGMENTS

We are grateful to O. Can, R. Haenel, P. Kim, S. Plugge and Z. Ye for illuminating discussions and correspondence. This research was supported in part by NSERC and the Canada First Research Excellence Fund, Quantum Materials and Future Technologies Program. E. L.-H. acknowledges support from the Gordon and Betty Moore Foundation’s EPiQS Initiative.

-
- [1] L. Balents, C. R. Dean, D. K. Efetov, and A. F. Young, Superconductivity and strong correlations in moiré flat bands, *Nat. Phys.* **16**, 725 (2020).
 - [2] E. Y. Andrei and A. H. MacDonald, Graphene bilayers with a twist, *Nat. Mater.* **19**, 1265 (2020).
 - [3] E. Suárez Morell, J. D. Correa, P. Vargas, M. Pacheco, and Z. Barticevic, Flat bands in slightly twisted bilayer graphene: Tight-binding calculations, *Phys. Rev. B* **82**, 121407 (2010).
 - [4] R. Bistritzer and A. H. MacDonald, Moiré bands in twisted double-layer graphene, *PNAS* **108**, 12233 (2011).
 - [5] Y. Cao, V. Fatemi, A. Demir, S. Fang, S. L. Tomarken, J. Y. Luo, J. D. Sanchez-Yamagishi, K. Watanabe, T. Taniguchi, E. Kaxiras, R. C. Ashoori, and P. Jarillo-Herrero, Correlated insulator behaviour at half-filling in magic-angle graphene superlattices, *Nature* **556**, 80 (2018).
 - [6] Y. Cao, V. Fatemi, S. Fang, K. Watanabe, T. Taniguchi, E. Kaxiras, and P. Jarillo-Herrero, Unconventional superconductivity in magic-angle graphene superlattices, *Nature* **556**, 43 (2018).
 - [7] K. S. Novoselov, A. Mishchenko, A. Carvalho, and A. H. C. Neto, 2d materials and van der waals heterostructures, *Science* **353** (2016).
 - [8] M. Koshino, Band structure and topological properties of twisted double bilayer graphene, *Phys. Rev. B* **99**, 235406 (2019).
 - [9] N. R. Chebrolu, B. L. Chittari, and J. Jung, Flat bands in twisted double bilayer graphene, *Phys. Rev. B* **99**, 235417 (2019).
 - [10] J. Liu, Z. Ma, J. Gao, and X. Dai, Quantum valley hall effect, orbital magnetism, and anomalous hall effect in twisted multilayer graphene systems, *Phys. Rev. X* **9**, 031021 (2019).
 - [11] G. W. Burg, J. Zhu, T. Taniguchi, K. Watanabe, A. H. MacDonald, and E. Tutuc, Correlated insulating states in twisted double bilayer graphene, *Phys. Rev. Lett.* **123**, 197702 (2019).
 - [12] E. Khalaf, A. J. Kruchkov, G. Tarnopolsky, and A. Vishwanath, Magic angle hierarchy in twisted graphene mul-

- tilayers, *Phys. Rev. B* **100**, 085109 (2019).
- [13] J. M. Park, Y. Cao, K. Watanabe, T. Taniguchi, and P. Jarillo-Herrero, Tunable strongly coupled superconductivity in magic-angle twisted trilayer graphene, *Nature* **590**, 249 (2021).
 - [14] Z. Hao, A. M. Zimmerman, P. Ledwith, E. Khalaf, D. H. Najafabadi, K. Watanabe, T. Taniguchi, A. Vishwanath, and P. Kim, Electric field-tunable superconductivity in alternating-twist magic-angle trilayer graphene, *Science* **371**, 1133 (2021).
 - [15] F. Wu, T. Lovorn, E. Tutuc, and A. H. MacDonald, Hubbard model physics in transition metal dichalcogenide moiré bands, *Phys. Rev. Lett.* **121**, 026402 (2018).
 - [16] E. C. Regan, D. Wang, C. Jin, M. I. B. Utama, B. Gao, X. Wei, S. Zhao, W. Zhao, Z. Zhang, K. Yumigeta, M. Blei, J. D. Carlström, K. Watanabe, T. Taniguchi, S. Tongay, M. Crommie, A. Zettl, and F. Wang, Mott and generalized wigner crystal states in WSe₂/WS₂ moiré superlattices, *Nature* **579**, 359 (2020).
 - [17] L. Wang, E.-M. Shih, A. Ghiotto, L. Xian, D. A. Rhodes, C. Tan, M. Claassen, D. M. Kennes, Y. Bai, B. Kim, K. Watanabe, T. Taniguchi, X. Zhu, J. Hone, A. Rubio, A. N. Pasupathy, and C. R. Dean, Correlated electronic phases in twisted bilayer transition metal dichalcogenides, *Nat. Mater.* **19**, 861 (2020).
 - [18] Z. Zhang, Y. Wang, K. Watanabe, T. Taniguchi, K. Ueno, E. Tutuc, and B. J. LeRoy, Flat bands in twisted bilayer transition metal dichalcogenides, *Nat. Phys.* **16**, 1093 (2020).
 - [19] Q. Tong, F. Liu, J. Xiao, and W. Yao, Skyrmions in the moiré of van der waals 2d magnets, *Nano Lett.* **18**, 7194 (2018).
 - [20] K. Hejazi, Z.-X. Luo, and L. Balents, Noncollinear phases in moiré magnets, *PNAS* **117**, 10721 (2020).
 - [21] O. Can, T. Tummuru, R. P. Day, I. Elfimov, A. Damascelli, and M. Franz, High-temperature topological superconductivity in twisted double-layer copper oxides, *Nat. Phys.* **17**, 519 (2021).
 - [22] P. A. Volkov, J. H. Wilson, and J. H. Pixley, Magic angles and current-induced topology in twisted nodal superconductors (2020), [arXiv:2012.07860 \[cond-mat.supr-con\]](#).
 - [23] Y. Zhu, M. Liao, Q. Zhang, H.-Y. Xie, F. Meng, Y. Liu, Z. Bai, S. Ji, J. Zhang, K. Jiang, R. Zhong, J. Schneeloch, G. Gu, L. Gu, X. Ma, D. Zhang, and Q.-K. Xue, Presence of *s*-wave pairing in josephson junctions made of twisted ultrathin Bi₂Sr₂CaCu₂O_{8+x} flakes, *Phys. Rev. X* **11**, 031011 (2021).
 - [24] S. Y. F. Zhao, N. Poccia, X. Cui, P. A. Volkov, H. Yoo, R. Engelke, Y. Ronen, R. Zhong, G. Gu, S. Plugge, T. Tummuru, M. Franz, J. H. Pixley, and P. Kim, Emergent interfacial superconductivity between twisted cuprate superconductors, [arXiv preprint arXiv:2108.13455](#) (2021).
 - [25] J. Lee, W. Lee, G.-Y. Kim, Y.-B. Choi, J. Park, S. Jang, G. Gu, S.-Y. Choi, G. Y. Cho, G.-H. Lee, and H.-J. Lee, Twisted van der waals josephson junction based on a high-*tc* superconductor, *Nano Lett.* **21**, 10469 (2021).
 - [26] Z. Yang, S. Qin, Q. Zhang, C. Fang, and J. Hu, $\pi/2$ -josephson junction as a topological superconductor, *Phys. Rev. B* **98**, 104515 (2018).
 - [27] Y. Yu, L. Ma, P. Cai, R. Zhong, C. Ye, J. Shen, G. D. Gu, X. H. Chen, and Y. Zhang, High-temperature superconductivity in monolayer Bi₂Sr₂CaCu₂O_{8+ δ} , *Nature* **575**, 156 (2019).
 - [28] S. Y. F. Zhao, N. Poccia, M. G. Panetta, C. Yu, J. W. Johnson, H. Yoo, R. Zhong, G. D. Gu, K. Watanabe, T. Taniguchi, S. V. Postolova, V. M. Vinokur, and P. Kim, Sign-reversing hall effect in atomically thin high-temperature Bi_{2.1}Sr_{1.9}CaCu_{2.0}O_{8+ δ} superconductors, *Phys. Rev. Lett.* **122**, 247001 (2019).
 - [29] P. A. Volkov, S. Y. F. Zhao, N. Poccia, X. Cui, P. Kim, and J. H. Pixley, Josephson effects in twisted nodal superconductors (2021), [arXiv:2108.13456 \[cond-mat.supr-con\]](#).
 - [30] T. Tummuru, S. Plugge, and M. Franz, Josephson effects in twisted cuprate bilayers, *Phys. Rev. B* **105**, 064501 (2022).
 - [31] J. Xia, Y. Maeno, P. T. Beyersdorf, M. M. Fejer, and A. Kapitulnik, High resolution polar kerr effect measurements of sr₂ruo₄: Evidence for broken time-reversal symmetry in the superconducting state, *Phys. Rev. Lett.* **97**, 167002 (2006).
 - [32] A. Kapitulnik, J. Xia, E. Schemm, and A. Palevski, Polar kerr effect as probe for time-reversal symmetry breaking in unconventional superconductors, *New J. Phys.* **11**, 055060 (2009).
 - [33] O. Can, X.-X. Zhang, C. Kallin, and M. Franz, Probing time reversal symmetry breaking topological superconductivity in twisted double layer copper oxides with polar kerr effect, *Phys. Rev. Lett.* **127**, 157001 (2021).
 - [34] W. Wang, S. Kim, M. Liu, F. A. Cevallos, R. J. Cava, and N. P. Ong, Evidence for an edge supercurrent in the weyl superconductor MoTe₂, *Science* **368**, 534 (2020).
 - [35] X.-Y. Song, Y.-H. Zhang, and A. Vishwanath, Doping a moiré mott insulator: A t-j model study of twisted cuprates (2021), [arXiv:2109.08142 \[cond-mat.supr-con\]](#).
 - [36] X. Lu and D. Sénéchal, Doping phase diagram of a hubbard model for twisted bilayer cuprates (2021), [arXiv:2112.00487 \[cond-mat.str-el\]](#).
 - [37] K. Clark, A. Hassanien, S. Khan, K.-F. Braun, H. Tanaka, and S.-W. Hla, Superconductivity in just four pairs of (BETS)2gacl₄ molecules, *Nat. Nanotechnol.* **5**, 261 (2010).
 - [38] P. J. Hirschfeld, M. M. Korshunov, and I. I. Mazin, Gap symmetry and structure of fe based superconductors, *Rep. Prog. Phys.* **74**, 124508 (2011).
 - [39] B. White, J. Thompson, and M. Maple, Unconventional superconductivity in heavy-fermion compounds, *Physica C* **514**, 246 (2015).
 - [40] W.-Y. He, B. T. Zhou, J. J. He, N. F. Q. Yuan, T. Zhang, and K. T. Law, Magnetic field driven nodal topological superconductivity in monolayer transition metal dichalcogenides, *Commun. Phys.* **1** (2018).
 - [41] L. Wang, T. O. Rosdahl, and D. Sticlet, Platform for nodal topological superconductors in monolayer molybdenum dichalcogenides, *Phys. Rev. B* **98**, 205411 (2018).
 - [42] D. Shaffer, J. Kang, F. J. Burnell, and R. M. Fernandes, Crystalline nodal topological superconductivity and bogolyubov fermi surfaces in monolayer nbse₂, *Phys. Rev. B* **101**, 224503 (2020).
 - [43] A. Mercado, S. Sahoo, and M. Franz, High-temperature majorana zero modes (2021), [arXiv:2106.12473 \[cond-mat.supr-con\]](#).
 - [44] O. Andersen, A. Liechtenstein, O. Jepsen, and F. Paulsen, LDA energy bands, low-energy hamiltonians, t' , t'' , $t_{\perp}(k)$, and j_{\perp} , *J. Phys. Chem. Solids* **56**, 1573 (1995).

- [45] S. Ryu and Y. Hatsugai, Topological origin of zero-energy edge states in particle-hole symmetric systems, *Phys. Rev. Lett.* **89** (2002).
- [46] S. Uebelacker and C. Honerkamp, Instabilities of quadratic band crossing points, *Phys. Rev. B* **84** (2011).
- [47] K. Sun, H. Yao, E. Fradkin, and S. A. Kivelson, Topological insulators and nematic phases from spontaneous symmetry breaking in 2d fermi systems with a quadratic band crossing, *Phys. Rev. Lett.* **103** (2009).
- [48] R. S. Markiewicz, B. Singh, C. Lane, and A. Bansil, High-order van hove singularities in cuprates and related high-*tc* superconductors (2021), [arXiv:2105.04546 \[cond-mat.str-el\]](#).
- [49] T. Wang, N. F. Q. Yuan, and L. Fu, Moiré surface states and enhanced superconductivity in topological insulators, *Phys. Rev. X* **11**, 021024 (2021).
- [50] Y.-T. Hsu, F. Wu, and S. Das Sarma, Spin-valley locked instabilities in moiré transition metal dichalcogenides with conventional and higher-order van hove singularities, *Phys. Rev. B* **104**, 195134 (2021).
- [51] M. J. Graf, D. Rainer, and J. A. Sauls, Coupled two-dimensional fermi liquids as a model for layered superconductors: Basic equations and elementary results, *Phys. Rev. B* **47**, 12089 (1993).
- [52] R. Radtke and K. Levin, Origin of intrinsic josephson coupling in the cuprates and its relation to order parameter symmetry: An incoherent hopping model, *Physica C* **250**, 282 (1995).
- [53] R. J. Radtke, V. N. Kostur, and K. Levin, Theory of the *c*-axis penetration depth in the cuprates, *Phys. Rev. B* **53**, R522 (1996).
- [54] M. Turlakov and A. J. Leggett, Interlayer *c*-axis transport in the normal state of cuprates, *Phys. Rev. B* **63**, 064518 (2001).
- [55] R. Haenel, T. Tummuru, and M. Franz, Twisted cuprate bilayers with incoherent tunneling, unpublished (2022).
- [56] B. Zinkl, K. Hamamoto, and M. Sigrist, Symmetry conditions for the superconducting diode effect in chiral superconductors (2021), [arXiv:2111.05340 \[cond-mat.supr-con\]](#).
- [57] F. Wu, R.-X. Zhang, and S. Das Sarma, Three-dimensional topological twistrionics, *Phys. Rev. Research* **2**, 022010 (2020).
- [58] T. Cea, N. R. Walet, and F. Guinea, Twists and the electronic structure of graphitic materials, *Nano Lett.* **19**, 8683 (2019).
- [59] L. Xian, A. Fischer, M. Claassen, J. Zhang, A. Rubio, and D. M. Kennes, Engineering three-dimensional moiré flat bands, *Nano Lett.* **21**, 7519 (2021).

Appendix A: Layer decoupling unitary transformation for alternating twist

Here we derive a unitary transformation which, following the ideas in Ref. [12], reduces alternating twist multilayers to a combination of decoupled bilayers, with an additional monolayer for odd L . To begin, we reorganize the layer structure in the multilayer Hamiltonian

(1) according to an even/odd scheme

$$h_{\mathbf{k}} = \begin{pmatrix} \xi_{\mathbf{k}} \mathbb{I}_o & W & \overline{\Delta}_{\mathbf{k}}^o & 0 \\ W^\dagger & \xi_{\mathbf{k}} \mathbb{I}_e & 0 & \overline{\Delta}_{\mathbf{k}}^e \\ (\overline{\Delta}_{\mathbf{k}}^o)^* & 0 & -\xi_{\mathbf{k}} \mathbb{I}_o & -W \\ 0 & (\overline{\Delta}_{\mathbf{k}}^e)^* & -W^\dagger & -\xi_{\mathbf{k}} \mathbb{I}_e \end{pmatrix}. \quad (\text{A1})$$

where \mathbb{I}_e (\mathbb{I}_o) is an identity matrix of size n_e (n_o) and n_o and n_e the number of layers with an odd and even index. W is a matrix of size $n_o \times n_e$ that accounts for arbitrary interlayer tunneling amplitudes:

$$W = \begin{pmatrix} g_{12} & 0 & 0 & 0 & \dots \\ g_{23} & g_{34} & 0 & 0 & \dots \\ 0 & g_{45} & g_{56} & 0 & \dots \\ 0 & 0 & \dots & \dots & \dots \end{pmatrix}. \quad (\text{A2})$$

The superconducting order parameters have been organized into diagonal matrices in the even and odd layer subspaces as

$$\begin{aligned} \overline{\Delta}_{\mathbf{k}}^o &= \text{diag} \left(\Delta_{\mathbf{k},1}, \Delta_{\mathbf{k},3}, \dots, \Delta_{\mathbf{k},2n_o-1} \right), \\ \overline{\Delta}_{\mathbf{k}}^e &= \text{diag} \left(\Delta_{\mathbf{k},2}, \Delta_{\mathbf{k},4}, \dots, \Delta_{\mathbf{k},2n_e} \right) \end{aligned} \quad (\text{A3})$$

Given the 2D nature of superconductivity, weak interlayer tunneling does not significantly alter the order parameter amplitudes across the layers. Further, in an alternating twist configuration, all layers in the odd (even) subspace are aligned. These observations inform the assumption that order parameters in all the odd (even) numbered layers are identical, that is, $\overline{\Delta}_{\mathbf{k}}^o = \Delta_{\mathbf{k}}^o \mathbb{I}_{n_o}$ and $\overline{\Delta}_{\mathbf{k}}^e = \Delta_{\mathbf{k}}^e \mathbb{I}_{n_e}$. Combined with the fact that the single-particle dispersion $\xi_{\mathbf{k}}$ is identical across the layers, discussion in Ref. [12] inspires the following trick: transform $h_{\mathbf{k}}$ to a new basis using $V = \text{diag}(A, B, A, B)$, where A (B) is a unitary acting in the odd (even) layer subspace. We thus get

$$V^\dagger h_{\mathbf{k}} V = \begin{pmatrix} \xi_{\mathbf{k}} \mathbb{I}_o & A^\dagger W B & \Delta_{\mathbf{k}}^o \mathbb{I}_o & 0 \\ B^\dagger W^\dagger A & \xi_{\mathbf{k}} \mathbb{I}_e & 0 & \Delta_{\mathbf{k}}^e \mathbb{I}_e \\ (\Delta_{\mathbf{k}}^o)^* \mathbb{I}_o & 0 & -\xi_{\mathbf{k}} \mathbb{I}_o & -A^\dagger W B \\ 0 & (\Delta_{\mathbf{k}}^e)^* \mathbb{I}_e & -B^\dagger W^\dagger A & -\xi_{\mathbf{k}} \mathbb{I}_e \end{pmatrix}. \quad (\text{A4})$$

Note that the matrices A and B only act on matrix of interlayer couplings W because all other elements are $\sim \mathbb{I}$ within the even and odd layer subspaces. Now, we choose A and B as in the singular value decomposition of W , with $W = A \Lambda B^\dagger$ and Λ a $n_o \times n_e$ diagonal matrix with n_e real eigenvalues λ_m of $\sqrt{W^\dagger W}$. That is,

$$V^\dagger h_{\mathbf{k}} V = \begin{pmatrix} \xi_{\mathbf{k}} \mathbb{I}_o & \Lambda & \Delta_{\mathbf{k}}^o \mathbb{I}_o & 0 \\ \Lambda & \xi_{\mathbf{k}} \mathbb{I}_e & 0 & \Delta_{\mathbf{k}}^e \mathbb{I}_e \\ (\Delta_{\mathbf{k}}^o)^* \mathbb{I}_o & 0 & -\xi_{\mathbf{k}} \mathbb{I}_o & -\Lambda \\ 0 & (\Delta_{\mathbf{k}}^e)^* \mathbb{I}_e & -\Lambda & -\xi_{\mathbf{k}} \mathbb{I}_e \end{pmatrix}. \quad (\text{A5})$$

The transformation has revealed a block structure with n_e decoupled blocks describing bilayers with interlayer

couplings λ_m . Note that the two ‘layers’ in these bilayer blocks do not correspond to physical layers, but rather to a superposition of odd (even) layers determined by the A (B) matrices in the singular value decomposition. Furthermore, when L is odd ($|n_o - n_e| = 1$), the transformation results in a monolayer block, which is again a linear combination of the odd numbered layers.

While the above derivation holds for any generic form of the coupling matrix W , it becomes particularly simple when neighboring layers are coupled with identical strengths $W = g(\delta_{ij} + \delta_{i+1,j})$. The eigenvalues of $\sqrt{W^\dagger W}$ are then given by [12]

$$\lambda_m = \tilde{g}_m = 2g \cos\left(\frac{\pi m}{L+1}\right) \quad (\text{A6})$$

with $m = 1 \dots n_e$. For the cases $L = 3$ and $L = 4$ discussed in the main text, we have $\tilde{g} = \lambda_1 = \sqrt{2}g$ and $(\tilde{g}_1, \tilde{g}_2) = (\lambda_1, \lambda_2) = \left(\frac{-1+\sqrt{5}}{2}, \frac{1+\sqrt{5}}{2}\right)g$, respectively.

Appendix B: Low energy theory near higher order band crossings

In order to arrive at a description of the multilayer systems at the magic angles we work in the low energy limit where the Dirac cones in the spectrum are linearized. To elucidate this first consider a monolayer d -wave superconductor. The Dirac cones are situated at the Fermi momentum k_F on the diagonals, where the gap function vanishes. In the first quadrant of the BZ, treating the node as the new origin and expanding in terms of small momenta \mathbf{q} , one obtains the Dirac Hamiltonian

$$h_{\mathbf{q}} = (v_{\Delta} q_{\perp})\tau_1 + (v_F q_{\parallel})\tau_3 \quad (\text{B1})$$

where τ_j denote Pauli matrices acting in Nambu space and v_F (v_{Δ}) is the velocity in the direction parallel (perpendicular) to the BZ diagonal.

1. Quadratic band touching

To study magic angles in the AT trilayer, the unitary transformation in Appendix A suggests that it suffices to work with a standalone bilayer with a renormalized interlayer layer coupling \tilde{g} .

For a moment consider an untwisted bilayer with no interlayer tunneling, i.e., $g = 0$. In such a scenario, Dirac cones from the two layers overlap with each other and lie on the BZ diagonal. Focusing again on the first quadrant, we treat this point nodal point as our point of reference and new origin $\mathbf{q} = 0$. Now if the two layers are rotated slightly by $\pm\theta/2$, the new node locations are given by $\pm\mathbf{Q}_N = (0, \pm\theta k_F/2)$ with respect to the node of an untwisted layer. Turning on the interlayer tunneling, the full low energy Hamiltonian is given by

$$h = \begin{pmatrix} h_{\mathbf{q}+\mathbf{Q}_N} & t \\ t & h_{\mathbf{q}-\mathbf{Q}_N} \end{pmatrix} \quad (\text{B2})$$

where the tunneling matrix $t = \tilde{g}\tau_3$. With the definition of a dimensionless parameter $\alpha = v_{\Delta}k_F\theta/\tilde{g}$, evaluating the analytical form of the dispersion is straightforward. While the full expression is uninformative, we highlight its key features: When $\alpha < 2$, the two Dirac nodes are symmetrically off the diagonal. For $\alpha > 2$ they both lie on the diagonal. Precisely at $\alpha = 2$, however, the nodes merge and give rise to a quadratic band touching (QBT). Note that our definition of α differs from that in Ref. [22] by a factor of 2.

An effective theory for small momenta near the quadratic dispersion can be obtained using degenerate perturbation theory. Suppose that $|\alpha\rangle$ and $|\beta\rangle$ are the degenerate states of h precisely at the node and $|\mu\rangle$ and $|\nu\rangle$ label rest of the states. Then

$$\begin{aligned} \langle\beta|h_{\mathbf{q}}^{\text{eff}}|\alpha\rangle &= \langle\beta|h|\alpha\rangle + \sum_{\mu} \frac{\langle\beta|h|\mu\rangle\langle\mu|h|\alpha\rangle}{-E_{\mu}} \\ &+ \sum_{\mu,\nu} \frac{\langle\beta|h|\mu\rangle\langle\mu|h|\nu\rangle\langle\nu|h|\alpha\rangle}{E_{\mu}E_{\nu}} \end{aligned} \quad (\text{B3})$$

Keeping only the leading second order terms, the low-energy effective Hamiltonian reads $h_{\mathbf{q}}^{\text{eff}} = d_1(\mathbf{q})\eta_1 + d_3(\mathbf{q})\eta_3$ with

$$d_1(\mathbf{q}) = \frac{q_{\parallel}^2 v_F^2 - q_{\perp}^2 v_{\Delta}^2}{2\tilde{g}} \text{ and } d_3(\mathbf{q}) = \frac{q_{\parallel} q_{\perp} v_F v_{\Delta}}{\tilde{g}}. \quad (\text{B4})$$

Owing to the different velocities, this corresponds to an anisotropic quadratic dispersion

2. Cubic band touching

For a trilayer with a chiral twist, the Dirac cones of the middle layer always lie on the diagonal. Treating the cone in the first quadrant as the reference point $\mathbf{q} = 0$ as before, the other two nodal points are located at $\pm\mathbf{Q}_N = (0, \pm\theta k_F)$. Accounting for the interlayer tunneling, the full Hamiltonian reads

$$h = \begin{pmatrix} h_{\mathbf{q}+\mathbf{Q}_N} & t & 0 \\ t & h_{\mathbf{q}} & t \\ 0 & t & h_{\mathbf{q}-\mathbf{Q}_N} \end{pmatrix} \quad (\text{B5})$$

Unlike the bilayer, the dispersion now does not have a simple analytic form. Nevertheless, we find numerically that the Dirac cones move around as a function of α . Specifically, all three nodes lie on the normal state Fermi surface when $\alpha < \sqrt{2}$, merge into a cubic crossing at $\alpha = \sqrt{2}$ and all three fall on the diagonal if α is increased further.

Using third order perturbation theory, the spectrum can be down-folded to retain just two bands near the crossing. The low-energy effective Hamiltonian again reads $h_{\mathbf{q}}^{\text{eff}} = d_1(\mathbf{q})\eta_1 + d_3(\mathbf{q})\eta_3$ and the functions $d_1(\mathbf{q})$

and $d_3(\mathbf{q})$ are now given by

$$\begin{aligned} d_1(\mathbf{q}) &= \frac{q_\perp v_\Delta (q_\perp^2 v_\Delta^2 - 3q_\parallel^2 v_F^2)}{4g^2} \\ d_3(\mathbf{q}) &= \frac{q_\parallel v_F (q_\parallel^2 v_F^2 - 3q_\perp^2 v_\Delta^2)}{4g^2}. \end{aligned} \quad (\text{B6})$$

Note that unlike in the AT twist, here the bare interlayer tunneling appears.

Appendix C: Secondary instability at higher order band crossings

In addition to the primary d -wave pairing channel with strength $\mathcal{V} > 0$, let us suppose that an additional pairing channel with strength $\mathcal{U} > 0$ exists in each layer. We take it to be isotropic (s -wave) for simplicity:

$$H_s = -\frac{2\mathcal{U}}{N} \sum_{\mathbf{k}\mathbf{p}l} c_{\mathbf{k}\uparrow l}^\dagger c_{-\mathbf{k}\downarrow l}^\dagger c_{-\mathbf{p}\downarrow l} c_{\mathbf{p}\uparrow l}. \quad (\text{C1})$$

Assuming $\mathcal{U} \ll \mathcal{V}$, such that the d -wave component remains largely unaffected, we can define the secondary s -wave order parameter as $\Delta_l^s = -\frac{2\mathcal{U}}{N} \sum_{\mathbf{p}} \langle c_{-\mathbf{p}\downarrow l} c_{\mathbf{p}\uparrow l} \rangle$ and the mean field Hamiltonian reads

$$\mathcal{H} = E_0 + \sum_{\mathbf{k}} \Psi_{\mathbf{k}}^\dagger h_{\mathbf{k}} \Psi_{\mathbf{k}}, \quad (\text{C2})$$

where $E_0 = \sum_{\mathbf{k}l} \xi_{\mathbf{k}} + N \sum_l \left(\frac{|\Delta_l|^2}{2\mathcal{V}} + \frac{|\Delta_l^s|^2}{2\mathcal{U}} \right)$. Correspondingly, the full order parameter of each layer is given by

$$\Delta_{\mathbf{k}l} = \Delta_l \cos(2\alpha_{\mathbf{k}} + 2\theta_l) + \Delta_l^s, \quad (\text{C3})$$

with complex Δ_l^s . Recall that the free energy of the system at inverse temperature β , in the BCS mean-field approach, reads

$$\mathcal{F} = E_0 - 2\beta^{-1} \sum_{\mathbf{k}\alpha} \ln [2 \cosh(\beta E_{\mathbf{k}\alpha}/2)], \quad (\text{C4})$$

where $E_{\mathbf{k}\alpha}$ are the positive-energy eigenvalues of the BdG Hamiltonian $h_{\mathbf{k}}$ in Eq. C2. The gap equation for the secondary order parameter is obtained by minimizing \mathcal{F} with respect to Δ_l^{s*} :

$$\Delta_l^s = \frac{2\mathcal{U}}{N} \sum_{\mathbf{k}\alpha} \tanh\left(\frac{\beta E_{\mathbf{k}\alpha}}{2}\right) \langle \mathbf{k}\alpha | \frac{\partial h_{\mathbf{k}}}{\partial \Delta_l^{s*}} | \mathbf{k}\alpha \rangle. \quad (\text{C5})$$

To illustrate the physics described above, in Fig. 8 we show phase diagrams in the presence of the secondary instability. In our numerics we simultaneously solve for the s -wave and d -wave components, Δ_l^s and Δ_l . However, we find that the former are l independent and henceforth we denote the secondary order with Δ^s . Further, we find that Δ^s acquires a purely imaginary value that results in a gapped spectrum, for both QBTs (as obtained in

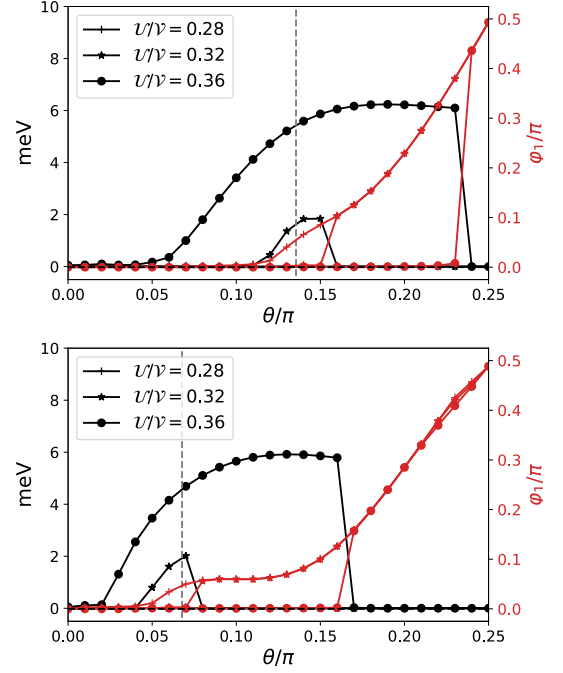


FIG. 8. Self-consistent BCS mean-field results for the s -wave order parameter amplitude $|\Delta^s|$ (black lines) and the d -wave phase factor ϕ_1 (red lines) as a function of twist angle θ for trilayers in the AT (top panel) and CT (bottom panel) stacking. We add a secondary s -wave pairing channel with relative strengths $\mathcal{U}/\mathcal{V} = 0.28, 0.32$ and 0.36 , and use parameters $g = 12\text{meV}$ and $\epsilon_c = 60\text{meV}$, while the primary d -wave order parameter $\Delta \sim 40\text{meV}$. For $\mathcal{U}/\mathcal{V} \lesssim 0.30$ we find that the $d + is$ solution is not nucleated, and the $d + id'$ solution first develops around the magic angles. For large values of \mathcal{U} we observe a competition between the two gapped \mathcal{T} -broken phases, with the $d + id'$ solution preferred at large angles and the $d + is$ solution preferred near the magic angle.

AT trilayers) and CBTs (as obtained in CT trilayers) at their respective magic angles. Crucially, the \mathcal{T} breaking secondary instability is nucleated only for large $\mathcal{U}/\mathcal{V} \sim 0.3$, which can be understood in terms to the exponential (power-law) suppression of the induced gap for AT (CT) trilayers, as we clarify in the following Appendix.

Appendix D: Density of states and gap scaling at higher order band crossings

Working in the low-energy limit, it is possible to derive simple analytical scaling forms for the gap opening induced by residual interactions at the quadratic and cubic band touchings. Since self-consistent numerics from Appendix C indicate that the \mathcal{T} -breaking s -wave order parameter is purely imaginary, the effective low energy Hamiltonian may be written as

$$\mathcal{H}^{\text{eff}} = \frac{N}{2\mathcal{U}} M^2 + \sum_{\mathbf{q}} [d_1(\mathbf{q})\eta_1 + M\eta_2 + d_3(\mathbf{q})\eta_3], \quad (\text{D1})$$

where the \mathbf{q} dependence of $d_1(\mathbf{q})$ and $d_3(\mathbf{q})$ is determined by the type of crossing as described in the main text and Appendix B. Assuming that the solution in the d -wave channel remains unchanged, one can minimize the effective free energy with respect to the mass term:

$$\frac{\partial \mathcal{F}^{\text{eff}}}{\partial M} = N \frac{M}{\mathcal{U}} - \sum_{\mathbf{q}} \left[\tanh \left(\frac{\beta E_{\mathbf{q}}}{2} \right) \frac{\partial E_{\mathbf{q}}}{\partial M} \right] = 0, \quad (\text{D2})$$

and thus

$$M = \mathcal{U} \int \frac{d^2 q}{(2\pi)^2} \tanh \left(\frac{\beta E_{\mathbf{q}}}{2} \right) \frac{\partial E_{\mathbf{q}}}{\partial M}, \quad (\text{D3})$$

where we transformed $\frac{1}{N} \sum_{\mathbf{q}} \rightarrow \int d^2 q / (2\pi)^2$. We then express the integral in energy domain using $\int d^2 \mathbf{q} / (2\pi)^2 \rightarrow \int dE D(E)$ with the density of states $D(E)$, and consider the zero-temperature limit ($\beta \rightarrow \infty$) where

$$M = \mathcal{U} \int dE D(E) \frac{\partial E}{\partial M}. \quad (\text{D4})$$

Let us now focus on the two cases of interest.

1. Quadratic band touching

The QBT, described at low energies by the effective Hamiltonian Eq. (9), consists of an anisotropic dispersion $E_{\mathbf{q}} = \frac{1}{2g}(q_{\parallel}^2 v_F^2 + q_{\perp}^2 v_{\Delta}^2)$. A generic cross section of the low energy BdG dispersion is an ellipse, with major and minor axes given by $a = \sqrt{2gE}/v_F$ and $b = \sqrt{2gE}/v_{\Delta}$ respectively. The density of states is easily obtained by a standard trick: let us consider the electron density at energy E defined as $\rho(E) = \int_0^E dE' D(E')$, which is simply given by the area enclosed by the ellipse at energy E normalized by the momentum spacing,

$$\rho(E) = 2(\pi ab) \left(\frac{1}{2\pi} \right)^2 = \frac{\tilde{g}E}{\pi v_F v_{\Delta}} \quad (\text{D5})$$

accounting for a factor of 2 for electron spin. Differentiating we find the constant density of states expected for a quadratically dispersing band in two dimensions,

$$D(E) = \frac{\tilde{g}}{v_F v_{\Delta} \pi}. \quad (\text{D6})$$

Using the derivative of the gapped spectrum $E_{\mathbf{q}} = \sqrt{d_1(\mathbf{q})^2 + d_3(\mathbf{q})^2 + M^2}$ with respect to the induced mass term $\partial E / \partial M = M/E$, and noting that the integration over energy ranges from the band bottom to a high-energy cutoff $\Lambda \gg M$, this leads to

$$\frac{\pi v_F v_{\Delta}}{\mathcal{U} \tilde{g}} = \ln \Lambda - \ln M, \quad (\text{D7})$$

which is just the BCS scaling form

$$M = \Lambda \exp \left(-\frac{\pi v_F v_{\Delta}}{\mathcal{U} \tilde{g}} \right). \quad (\text{D8})$$

This derivation shows that the induced gap M is exponentially small in the product of the attractive strength \mathcal{U} and the effective interlayer tunneling \tilde{g} .

2. Cubic band touching

The CBT is described at low energies by the effective Hamiltonian Eq. (11) with anisotropic dispersion $E_{\mathbf{q}} = \frac{1}{4g^2}(q_{\parallel}^2 v_F^2 + q_{\perp}^2 v_{\Delta}^2)^{3/2}$. The cross section is again an ellipse, but the major and minor axes scale differently with energy, $a = (4g^2 E)^{1/3}/v_F$ and $b = (4g^2 E)^{1/3}/v_{\Delta}$ respectively. The number of states enclosed by the ellipse is

$$\rho(E) = \frac{ab}{2\pi} = \frac{(4g^2 E)^{2/3}}{2\pi v_F v_{\Delta}}, \quad (\text{D9})$$

which leads to the power-law divergent density of states

$$D(E) = \frac{(2g)^{4/3}}{3\pi v_F v_{\Delta}} E^{-1/3}. \quad (\text{D10})$$

And since $\partial E / \partial M = M/E$, we have

$$\frac{3\pi v_F v_{\Delta}}{(2g)^{4/3} \mathcal{U}} = \int_M^{\Lambda} dE \frac{1}{E^{4/3}}. \quad (\text{D11})$$

The above integral is UV convergent, and evaluates to $3M^{-1/3}$ in the limit $\Lambda/M \rightarrow \infty$. We thus find

$$M = \frac{(2g)^4 \mathcal{U}^3}{(\pi v_F v_{\Delta})^3}, \quad (\text{D12})$$

a power-law dependence of the \mathcal{T} -breaking order parameter on the s -wave interaction strength \mathcal{U} . This power-law dependence is asymptotically stronger than the exponential scaling for the QBT, but is nevertheless strongly suppressed at small g due to the scaling $M \sim g^4$.

Appendix E: Lattice model

For the case of trilayer systems we further use a twisted lattice model at commensurate twist angles to corroborate the findings of our continuum model analysis. This approach allows us to compute the Chern number \mathcal{C} of the \mathcal{T} broken phases, as well as probe the edge states on an infinite cylinder geometry. Following the approach outlined in Ref. [21] we consider a twisted square lattice Hubbard model with nearest neighbor density-density electron interactions. Following a mean field decoupling, one obtains a d -wave superconductor in each layer:

$$\begin{aligned} \mathcal{H} = & -t \sum_{\langle ij \rangle \sigma l} c_{i\sigma l}^{\dagger} c_{j\sigma l} - \mu \sum_{i\sigma l} n_{i\sigma l} \\ & + \sum_{\langle ij \rangle l} \left(\Delta_{ij,l} c_{i\uparrow l}^{\dagger} c_{j\downarrow l}^{\dagger} + \text{h.c.} \right) - \sum_{ij\sigma} g_{ij} c_{i\sigma 1}^{\dagger} c_{j\sigma 2}, \end{aligned} \quad (\text{E1})$$

where l is a layer index, t nearest neighbor hopping amplitude on the square lattice, μ is the chemical potential that controls on-site particle density $n_{i\sigma a}$ and $\Delta_{ij,a}$ being the complex order parameter on the bond connecting sites i and j . For interlayer tunneling, we assume

an exponentially decaying form $g_{ij} = e^{-(r_{ij}-c)/\rho}$ that is circularly symmetric and connects sites separated by r_{ij} and the scale is set by parameters $c = 2.2$ and $\rho = 0.4$ in units of the lattice constant for Bi2201 [21].

To make use of the Bloch representation of wavefunctions in the lattice model, one needs to work with commensurate twist angles such that the multilayer system forms a crystallographic unit cell. For alternating twists, the commensurability condition, which is same as that for the bilayer, can be specified in terms of a twist vector (m, n) such that the twist angle is $\theta_{m,n} = 2 \arctan(m/n)$ and the number of sites in the unit cell is given by $L(m^2 + n^2)$.

In case of the chiral twist, a periodic lattice forms between the neighboring layers for the same $\theta_{m,n}$, however, there is now the additional constraint that the non-adjacent layers must also form a supercell that is commensurate. Let us consider a trilayer and denote the

twist between layers 1-2 and 1-3 by vectors (m, n) and (p, q) , respectively. We are interested in the case where $\theta_{p,q} = 2\theta_{m,n}$, that is

$$\arctan(p/q) = 2 \arctan(m/n) \quad (\text{E2})$$

which, using the trigonometric expansion for $\tan(2\theta)$, simplifies to

$$\frac{p}{q} = \frac{2(m/n)}{1 - (m/n)^2}. \quad (\text{E3})$$

This suggests that the super cell corresponding to the (m, n) chiral twist is in fact given by $3(p^2 + q^2)$. When $(m, n) = (1, 2)$, which corresponds to a twist angle $\theta_{1,2} = 36.9$ as in Fig. 2, $(p, q) = (4, 3)$ and the smallest unit cell has 75 sites in all. This exercise can be extended to $L = 4$, for instance, by starting with the relation $\theta_{p,q} = 3\theta_{m,n}$, where (p, q) now denotes the twist vector for layers 1-4.