

# CIS<sup>2</sup>: A Simplified Commonsense Inference Evaluation for Story Prose

Bryan Li, Lara J. Martin, and Chris Callison-Burch

University of Pennsylvania

Philadelphia, PA, USA

{bryanli, laramar, ccb}@seas.upenn.edu

## Abstract

Transformers have been showing near-human performance on a variety of tasks, but they are not without their limitations. We discuss the issue of conflating results of transformers that are instructed to do multiple tasks simultaneously. In particular, we focus on the domain of commonsense reasoning within story prose, which we call contextual commonsense inference (CCI). We look at the GLUCOSE (Mostafazadeh et al., 2020) dataset and task for predicting implicit commonsense inferences between story sentences. Since the GLUCOSE task simultaneously generates sentences and predicts the CCI relation, there is a *conflation* in the results. Is the model really measuring CCI or is its ability to generate grammatical text carrying the results? In this paper, we introduce the task contextual commonsense inference in sentence selection (CIS<sup>2</sup>), a simplified task that avoids conflation by eliminating language generation altogether. Our findings emphasize the necessity of future work to disentangle language generation from the desired NLP tasks at hand.

## 1 Introduction

Transformer-based language models (Vaswani et al., 2017) have proven successful in a wide variety of NLP tasks. By using attention mechanisms to focus on relevant information during training, transformers have allowed researchers to train on larger amounts of data with less training time, while generating significantly improved output.

However, transformers have shown mixed success with story generation (See et al., 2019). Like other neural methods, they lose coherence as the output length increases and are prone to generating stories that lose the plot over time. This is partly because each sentence, event, word, and character is generated by sampling from a probability distribution, failing to distinguish between statistical correlation (how frequently event A and event B

are seen together) and causal reasoning (event A causes event B to occur).

Since causal events across sentences in stories help people understand and retain story information (Trabasso et al., 1984), we posit that an inability to perform commonsense inference is among the main issues that lead to less coherent output. Commonsense inference is still very much an open problem within NLP, and it becomes an even harder problem when the commonsense information is provided in the form of natural language (such as a story) instead of a structured representation (such as a knowledge graph). We refer to the former as the *contextual* commonsense inference task.

Our contributions in this paper are twofold. First, we critique existing methods addressing the *contextual commonsense inference* (CCI) task with a focus on the GLUCOSE (Mostafazadeh et al., 2020) dataset and associated CCI task formulation. We found that the GLUCOSE task formulation conflates language generation and commonsense inference capabilities. To measure this conflation, we finetuned several T5 models (Raffel et al., 2020), all with differing input and output text, which we compared to the baseline GLUCOSE T5 model.

Second, we propose CIS<sup>2</sup>, a fairer, simplified task for evaluating commonsense inference in storytelling, which abstracts away natural language, removing most of the language generation component from commonsense inference tasks. We developed a heuristic to convert story sentences into CIS<sup>2</sup> labels and show that a language model, when trained on this data, outperforms the original GLUCOSE task formulation on forming correct causal relations between sentences in stories. While our findings reinforce that the GLUCOSE dataset encodes useful commonsense information, it is important, albeit difficult, to structure experiments such that there is a minimal conflation of tasks for a model to perform.

## 2 Related Work

*Commonsense inference* (CI) is the ability to use prior knowledge based on real world experiences to infer what has happened or will happen in a text. While lived experiences vary from person to person, there are still significant commonalities throughout our basic interactions with the world around us since we all live in the same physically- and temporally-constrained world.

### 2.1 Commonsense Knowledge Graphs

One popular way of encoding commonsense knowledge for AI systems is through use of knowledge graphs. Commonsense knowledge graphs (CKGs) explicitly encode the structure of inference relationships between entities. They tackle the *commonsense inference* task, formalized by Hwang et al. (2021) and Da et al. (2021) as predicting the *object* of a triplet given the *subject* and *relation* as input. For example, if you had the subject "dog" and the relation "type of". A commonsense inference system might predict "pet" or "canine". This type of formulation easily lends itself to a graph structure, where the subjects and objects (entities) are nodes and the relations are the edges connecting the entities. Three popular CKGs are ConceptNet, ATOMIC, and TupleKB. In brief, ConceptNet (Speer et al., 2017) connects natural-language phrases via semantic edges, ATOMIC (Sap et al., 2019) organizes everyday events into if-then relationships, and TupleKB (Dalvi Mishra et al., 2017) focuses on scientific commonsense knowledge.

Although these graphs do well at representing facts and their relations, their statements are out-of-context and would need to be adapted to a textual domain, such as story prose. Using them to generate a story as-is would fail to engage readers since the "story" would simply be a series of facts. Although language models can encode information from a single CKG—such as with COMET (Bosse-lut et al., 2019), the transformer counterpart to ATOMIC—Wang et al. (2021) have shown through a series of experiments that language models struggle to perform generalizable commonsense inference across CKGs. They found that LMs trained on several CKGs have limited ability to transfer knowledge to unseen CKGs, and that adaptation relies heavily on seen objects during training. In contrast to CKGs, our work focuses on finding and leveraging commonsense relations in natural language short stories.

### 2.2 Commonsense Inference for Storytelling

Evaluating the quality of automated generated stories has proved difficult because of the creative nature of the task. One approach is to apply commonsense reasoning to the events of a story. The Story Cloze Test (Mostafazadeh et al., 2016) formulates story ending generation as a multiple-choice task, having systems look at several possible endings, and predict the one that is most reasonable. Guan et al. (2019) integrated commonsense reasoning directly into their Story Cloze model by building context clues and using implicit knowledge.

Commonsense reasoning can also help story generation with issues in plot coherence. The Commonsense inference Augmented neural StoryTelling (CAST) framework (Peng et al., 2021) introduces commonsense into the generation process, explicitly modeling interactions between multiple characters. The stricter, more explicit generation constraints of CAST produce more coherent and on-topic two-character stories that generating via sampling from a distribution alone.

TellMeWhy (Lal et al., 2021) is a dataset built on top of ROCStories (Mostafazadeh et al., 2016), consisting of 30k questions on why characters perform their actions and the corresponding answers. They found that current state-of-the-art models performed far worse than humans, especially on questions whose answers are external to the narratives. This contrasts with the findings discussed in Mostafazadeh et al. (2020) that language models can approach human performance.

## 3 The GLUCOSE Dataset and Task

We choose the GLUCOSE (Generalized and Contextualized Story Explanation) (Mostafazadeh et al., 2020) task as our baseline. This also gives us access to the GLUCOSE dataset, which provides us with a set of commonsense reasoning relations between sentences of stories from the ROCStories (Mostafazadeh et al., 2016) corpus. ROCStories is a collection of crowdsourced five-sentence everyday stories built for the Story Cloze Test, which was described in Section 2.2.

(Mostafazadeh et al., 2020) designed a multi-stage crowdsourcing platform to collect 670K annotated and quality-controlled causal reasoning relations between sentences within each story. They structured the data they collected around ten different dimensions of causal relations, inspired by cognitive psychology.

Dimension	Description
1	Event that directly causes or enables X
2	Emotion/basic human drive that motivates X
3	Location state that enables X
4	Possession state that enables X
5	Other attributes enabling X
6	Event that X directly causes or enables
7	An emotion that is caused by X
8	A change in location that X results in
9	A change of possession that X results in
10	Other changes in property that X results in

Table 1: The ten GLUCOSE dimensions, as taken from Mostafazadeh et al. (2020).

Parameter	Text
Story	Fred woke up late. He just missed his bus. He then went to his mom’s room. His mom then drives him to school. He makes it to first class on time.
Selected Sentence (X)	Fred woke up late.
Dimension	6
Specific Rule	Fred wakes up late >Causes/Enables> Fred misses his bus
General Rule	Someone <sub>A</sub> wakes up late >Causes/Enables> Someone <sub>A</sub> misses Something <sub>A</sub>

Table 2: Example GLUCOSE entry (Mostafazadeh et al., 2020). Top three rows (story, X, and dimension) are input, bottom two rows (specific rule and general rule) are output.

The ten dimensions are shown in Table 1. They capture causal explanations related to a given sentence  $X$  from the story and another statement  $Y$ , which can either be another sentence from the story or some external commonsense knowledge.

The relationship between these statements can be formalized as:

$$statement_1 \text{ REL } statement_2, \quad (1)$$

$X$  can be in either statement position, depending on the particular dimension chosen.

The dimensions can be divided into two categories: dimensions 1-5, specifying the events that *caused*  $X$  (i.e.  $X$  is  $statement_2$ <sup>1</sup>), and dimensions 6-10, specify the events *caused by*  $X$  (i.e.  $X$  is  $statement_1$ ). The dimensions mirror each other across the two categories. For example, dimension 1 mirrors dimension 6, depending on whether statement  $Y$  (which is an event in this example) is affecting  $X$  (1) or being affected by  $X$  (6).

<sup>1</sup>This ordering is nearly always true in our observations.

### 3.1 Contextual Commonsense Inference Task

GLUCOSE addresses the *contextual commonsense inference* (CCI) task of predicting relationship(s) between statements explicitly or implicitly expressed within a text. The entries in their dataset are organized to reflect this and are formalized as a paired input-output tuples, with an input tuple

$$\langle \text{story } S, \text{selected sentence } X, \text{dimension } D \rangle, \quad (2)$$

and an output tuple

$$\langle \text{specific rule } R_S, \text{general rule } R_G \rangle, \quad (3)$$

where a *story*  $S$  consists of five sentences  $[s_0, s_1, s_2, s_3, s_4]$ , the *selected sentence*  $X$  is the sentence on which we center our rule, the number *dimension*  $D$  is one of the ten dimensions from Table 1, the *specific rule*  $R_S$  is the relation between  $X$  and statement  $Y$ , which is either (1) another sentence in the story or (2) an implicit statement from outside the text<sup>2</sup>. and the *general rule*  $R_G$  is the same relation but using generalized tags for named entities (e.g.,  $Someone_A$  instead of Fred). An example entry can be found in Table 2. To summarize, the GLUCOSE task is: given  $S$ ,  $X$ , and  $D$ , predict  $R_S$  and  $R_G$ .

In the original experiment, Mostafazadeh et al. (2020) curated a test set of 500 “unambiguous examples with clear gold answers” and preserved the rest of the 670K examples for training. After training several models, they ran an automated evaluation using SacreBLEU (Post, 2018), where their best-performing model was a pretrained T5 model (Raffel et al., 2020) further fine-tuned on GLUCOSE data. It achieved a 71.26 average BLEU across the 10 dimensions on predicting general rules and a 75.65 average for the specific rules. We replicate their experiments using the parameters from their paper, achieving slightly lower BLEU scores (66.2 & 70.7, respectively; See Section ??) due to resource limitations. They performed a human evaluation using a custom MTurk task, where workers rated model outputs (the specific and general rules) for correctness on a 4-point Likert scale (“completely incorrect,” “almost incorrect,” “almost correct,” “completely correct”) mapped to a numerical scale of 0-3. Their T5 model scored an average 2.5/3 across all 10 dimensions in the human evaluation (compared to 2.8/3 for gold standard answers). For context, their closest baseline got a 2.21/3 average.

<sup>2</sup>Their manual analysis of 100 samples found that 63-66% of entries had at least one annotator who “contributed stories that contained inferences with non-story content.”

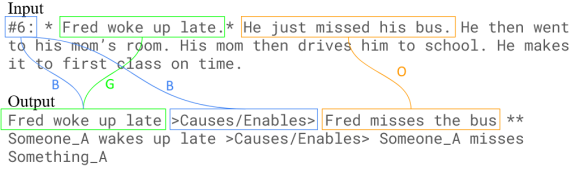


Figure 1: Illustration of how the GLUCOSE task formulation conflates commonsense inference and text generation. The input and output are exactly as seen by finetuned T5. **Green**: selected sentence  $X$  is always paraphrased. **Blue**: dimension specifies the position of  $X$ , and the relation. **Orange**: commonsense inference is only needed here to select the other sentence.

### 3.2 Issues with the GLUCOSE Task for CCI

Although we found no issue with the GLUCOSE dataset, we did find issue with the fact that the GLUCOSE task asks a model to perform two tasks simultaneously: commonsense inference and language generation. Due to this *conflation* of tasks, the model, in generating its output, would rely heavily on the already-good language generation ability of T5 and neglect learning enough CCI.

T5 (Raffel et al., 2020) and other transformer LMs were designed to perform language *generation* tasks, such as summarization or translation. Therefore, even with the GLUCOSE task, T5 will focus on generating paraphrases of, or even directly copying, story sentences. Though our work focuses on the specific rules since it performed the best, we argue that the same issue applies to the general rule, given that only the entities are replaced with tags and the majority of the grammar remains the same.

Furthermore, there are several one-to-one correspondences between parts of the input and output in the original GLUCOSE task itself (illustrated in Figure 1). The issue of conflation with copying especially becomes an issue if BLEU is being used to evaluate the models since it was designed to measure word overlap.

## 4 Experimental Methods

To investigate the extent to which language models rely on paraphrasing to generate the commonsense rule output for the GLUCOSE task, we designed three diagnostic tests to isolate different factors that might influence T5’s generation. These are variations on the original GLUCOSE task—which we also run—with altered input and the same output. Then, because of the extent to which paraphrasing occurs, we created CIS<sup>2</sup>—an abstractive task to isolate performance on inference alone.

### 4.1 Diagnostic Tests

For each of the following diagnostic tests, we finetune the same T5 (Raffel et al., 2020) model, a pretrained model using the same hyperparameters as in the GLUCOSE paper, to generate the same output as in Equation 3. The diagnostic tests differ only in the format of the input. The purpose of these tests was to assess how reliant the model is on language generation when performing CCI. More detailed training setup and hyperparameters for these models can be found in Appendix A.5.

For these diagnostic tasks, we drop entries in which the modifications result in input identical to the original task. For example, for HISTORY+ $X$ , we omit those entries where  $X$  is the last sentence.

Because these tasks are measured by BLEU score, conflation between CCI and language generation will always occur. But by deleting different parts of the input, these diagnostic tasks analyze which sentences contribute most to performance, and thus result in more conflation. Conflation always occurs for  $X$ , since this is known from the input, and is also worse in cases where an incorrect statement  $Y$  was generated, but it contains tokens that match the correct statement.

An overview of the tests’ different data formats can be found in the second, third, and fourth rows of Table 3. We describe them in this section using the following terminology for brevity:

*Dimension (dim)*: the causal dimension

*Pre-context*: sentences before selected sentence  $X$

*Selected sentence ( $X$ )*: the story sentence of interest

*Post-context*: sentences after selected sentence  $X$

**ORIGINAL.** This experiment is the same as in (Mostafazadeh et al., 2020), which we described in Section 3.1. We report results on our own replication of the finetuned T5 model, implemented with the `transformers` package (Wolf et al., 2019)<sup>3</sup>.

**HISTORY.** This experiment gives as input only the pre-context (the sentences before sentence  $X$ ) and the dimension. This model must generate the output without knowing the target sentence  $X$ , nor the events happening afterwards. Here, we test the model’s ability to generate two (specific) statements given only what happened before. This difficult task serves as a lower bound to contextual commonsense inference performance. Conflation with language generation is absent.

<sup>3</sup>See Appendix A.4 for a comparison of results between our replication and Mostafazadeh et al. (2020).



Task	Input	Output
ORIGINAL	1: My mother told me to fix the car. I was unable to do this right away. * <b>I could not find my tools.</b> * I looked everywhere for them. It turns out they were stolen the night before.	They were stolen the night before >Causes/Enables> <b>I could not find my tools</b> ** Something <sub>A</sub> is stolen >Causes/Enables> Someone <sub>A</sub> cannot find Something <sub>A</sub>
HISTORY	1: My mother told me to fix the car. I was unable to do this right away.	They were stolen the night before >Causes/Enables> <b>I could not find my tools</b> ** Something <sub>A</sub> is stolen >Causes/Enables> Someone <sub>A</sub> cannot find Something <sub>A</sub>
MASK X	My mother told me to fix the car. I was unable to do this right away. <masked> I looked everywhere for them. It turns out they were stolen the night before.	They were stolen the night before >Causes/Enables> <b>I could not find my tools</b> ** Something <sub>A</sub> is stolen >Causes/Enables> Someone <sub>A</sub> cannot find Something <sub>A</sub>
HISTORY+X	1: My mother told me to fix the car. I was unable to do this right away. * <b>I could not find my tools.</b> *	They were stolen the night before >Causes/Enables> <b>I could not find my tools</b> ** Something <sub>A</sub> is stolen >Causes/Enables> Someone <sub>A</sub> cannot find Something <sub>A</sub>
CIS <sup>2</sup>	1: My mother told me to fix the car. I was unable to do this right away. * <b>I could not find my tools.</b> * I looked everywhere for them. It turns out they were stolen the night before.	<s <sub>4</sub> > >Causes/Enables> <s <sub>2</sub> >

Table 3: Task formulations of the same GLUCOSE entry. The output is split into a specific rule and a general rule by “\*\*”. The selected sentence  $X$  (“I could not find my tools”) is **bolded**, and special tokens are `monospace`. “1:” at the beginning of the input specifies the GLUCOSE dimension; “1” corresponds to the Causes/Enables relation. HISTORY, MASK X, and HISTORY+X are variations on the original task, ORIGINAL. CIS<sup>2</sup> is our proposed task.

For all dimensions, the model must first speculate what  $X$  might be given the pre-context. Based on this predicted  $X$ , it generates a statement  $Y$  that follows from the causal relationship: either a paraphrase from the input or an implied statement.

**Masked Selected Sentence (MASK X).** This experiment gives as input the pre-context, post-context, and the dimension. The selected sentence is replaced with a token <masked>. Here, we test the commonsense ability to generate two (specific) statements given most of the story – 4 out of 5 sentences – but not the selected  $X$  sentence. This setup partially avoids language generation conflation.

As with HISTORY, for all dimensions, the model must first predict  $X$ , then generate a paraphrased or implied statement  $Y$  that is causally consistent.

**History and Selected Sentence (HISTORY+X).** This experiment gives as input the pre-context, selected sentence, and dimension. This is used as a direct comparison to HISTORY except with selected sentence  $X$  given as part of the input. Statement  $Y$  is generated as it is in HISTORY.

#### 4.1.1 Diagnostic Task Results

Table 4 compares the results of T5 models trained on the diagnostic tasks. We report test set results on the averaged dimensions 1-10, as well as averaged dimensions 1-5 ( $X$  is the second statement), and

model	spec	spec1-5	spec6-10	gen	gen1-5	gen6-10
ORIGINAL	70.7	67.1	74.4	66.2	62.3	70.0
HISTORY	35.9	36.9	34.9	50.4	50.1	50.7
MASK X	41.6	38.8	44.4	49.6	50.4	48.8
HISTORY+X	68.3	66.2	70.4	65.5	61.8	69.3

Table 4: Test SacreBLEU scores for diagnostic tasks. The results are not fully comparable, since the inputs are varied, but since we keep the output and underlying T5 LM are consistent, the results’ trends demonstrate performance depending on the task formulation.

6-10 ( $X$  is the first). Following Mostafazadeh et al. (2020), we use SacreBLEU (Post, 2018) with equal weights up to 4-grams. We report results for both specific and general rules, but focus on specific.

ORIGINAL, of course, performs the best as its input has the most available information. HISTORY and MASK X perform similarly to each other and far worse than the other diagnostic tasks. HISTORY, with only the pre-context, has a 35-point BLEU gap for specific rules (16 for general) compared to ORIGINAL averaged across all dimensions.

Adding to HISTORY multiple sentences of the post-context gives MASK X, and modest score gains (35.9 vs 41.6 specific). However, adding to HISTORY just the one selected sentence  $X$  gives HISTORY+X, which performs very closely to ORIGINAL for both specific and general rules (70.7 vs 68.3 specific). Furthermore, comparing

trends between dimensions 1-5 and 6-10, we find that 6-10 scores are mostly higher, for both general and specific, than 1-5.

These results and their trends show that BLEU scores are highly contingent on having  $X$  as input over all other sentences. The fine-tuned T5 models perform some CCI, but BLEU scores are hard to interpret and look unreliable. Does ~35.9% specific for HISTORY mean it is half as good at CCI than ORIGINAL, with 70.7% specific? This is unlikely to be the case.

**Specific vs. General Rule Performance** Table 4 shows that both ORIGINAL and HISTORY+ $X$  perform better for specific rules than general. This matches the results seen in Mostafazadeh et al. (2020), but is still interesting as one might expect that general would be easier – we don’t need to copy and memorize from the original input.

However, for HISTORY and MASK  $X$ , which both omit  $X$ , the opposite trend occurs. General is higher than specific, as would be intuitively expected. This shows that copying and paraphrasing from the original text is in fact a conflating factor in the LM’s BLEU performance.

## 4.2 The Contextual Commonsense Inference in Sentence Selection (CIS<sup>2</sup>) Task

Given the extensive paraphrasing present in both the GLUCOSE task and the evaluation method, we design the Contextual Commonsense Inference in Sentence Selection (CIS<sup>2</sup>) task to abstract away language generation. We recast the task as a classification problem, with the same 3 inputs as in ORIGINAL (Equation 2), while the output becomes

$$\langle \langle s_a \rangle \text{ REL } \langle s_b \rangle \rangle \quad (4)$$

where  $\langle s_a \rangle$  and  $\langle s_b \rangle$  are tags corresponding to sentences from the original story,  $a$  and  $b$  are indices from  $[0, 4]$  and  $a \neq b$ . The output sequence comes from a limited vocabulary of 5 sentence index tokens, and 10 causal dimension tokens. There are 200 possible output sequences<sup>4</sup>, so the task is a classification problem rather than natural language.

The abstracted output avoids the prior conflation issue since there are no partial matches within tokens of statements. Furthermore, there is no explicit correspondence between input and output. Note that CIS<sup>2</sup> does not distinguish between specific and general rules.

<sup>4</sup>5P2 \* 10 dimensions = 200

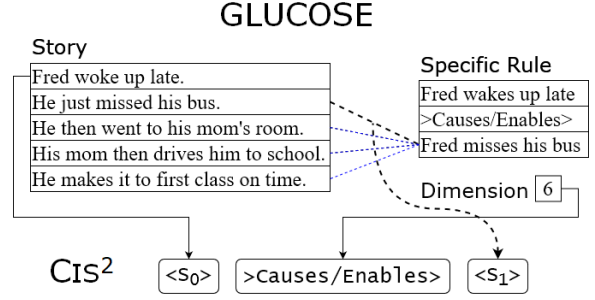


Figure 2: Example generation of CIS<sup>2</sup> label from GLUCOSE entry. The dashed lines represent sentence similarity comparisons with the darker line being the highest similarity. The dashed arrow shows we choose the story sentence with the highest similarity to obtain the final token. The two solid lines show how GLUCOSE automatically gives two tokens.

Finetuned CIS<sup>2</sup> models are forced to only learn the commonsense inference task. The input is kept the same, so the models see the same information as with the original task formulation. Therefore, we argue that CIS<sup>2</sup> is a simpler and fairer measurement of commonsense inference performance.

### 4.2.1 GLUCOSE to CIS<sup>2</sup> Heuristic Conversion

To evaluate the CIS<sup>2</sup> formulation, we need to convert story sentences into CIS<sup>2</sup> output labels (as in Equation 4). This method is illustrated in Figure 2. Two of the three CIS<sup>2</sup> tokens are immediately given from the input. The dimension specifies REL, as well as the position of sentence  $X$ —whether it comes first (corresponding to  $\langle s_a \rangle$ ) or last ( $\langle s_b \rangle$ ). Where  $X$  is in the input story specifies the index of one of the tokens. Sentence  $X$  is easy to find since it is a direct match across the input and output of the original GLUCOSE task.

To find the remaining token, we look at the specific rule from the original GLUCOSE task output, which consists of two statements separated by relation REL. We will call them  $P_0$  and  $P_1$ . Suppose  $X$  corresponds to  $P_0$ , and we need to find which sentence  $Y$  corresponds to  $P_1$ . We do this by iterating over the sentences (excluding  $X$ ), for each calculating its similarity with  $P_1$ . We take the index of the sentence with the highest similarity to  $P_1$  as  $\langle s_b \rangle$ . We experimented with several sentence similarity metrics, and found Sentence-BERT (Reimers and Gurevych, 2019) the most effective.

Being a heuristic approach, generated CIS<sup>2</sup> labels are not guaranteed to be perfect. However,

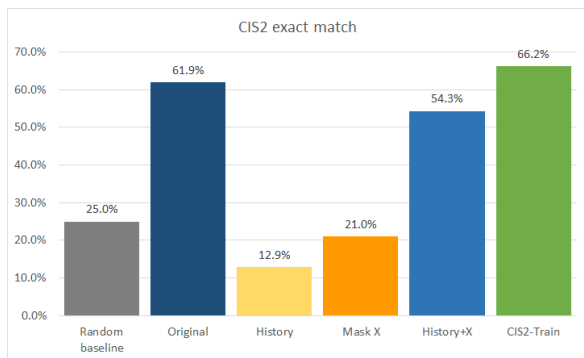


Figure 3: Test CIS<sup>2</sup> results.

a cursory manual inspection finds most labels are reasonable for GLUCOSE entries that have an explicit  $Y$  (found within the story). CIS<sup>2</sup> labels are likely incorrect for implicit relationships, which are a minority of the entries. Therefore we do not attempt to filter them out. Future work remains to distinguish implicit and explicit GLUCOSE relationships, and either filter implicit ones out, or handle them separately.

We run the conversion heuristic on the GLUCOSE train set and train a T5 model using the same hyperparameters used for our other models with the task of generating the three-token CIS<sup>2</sup> label, given the GLUCOSE input. We refer to this model as CIS<sup>2</sup>-TRAIN.

#### 4.2.2 CIS<sup>2</sup> Results

To compare ORIGINAL model and the diagnostic models to CIS<sup>2</sup> since BLEU is not appropriate, we take each model’s output and run the conversion method from Section 4.2.1 to obtain predicted CIS<sup>2</sup>-like labels. We also run the conversion on the output of the test set. This enables us to do an exact-match comparison between the model labels and the test set labels<sup>5</sup>. This removes any ambiguity created through text generation.

With all outputs converted to CIS<sup>2</sup>-like labels we are able to calculate the accuracy for how often the correct sentence  $Y$  is actually being chosen. Results for this evaluation are shown in Figure 3.

A random baseline for CIS<sup>2</sup> was created by randomly selecting one of the 4 (other) story sentences for  $Y$ , it scores 25% score. CIS<sup>2</sup>-TRAIN achieves the highest score at 66.2%, while ORIGINAL is not far behind at 61.9%. As for the diagnostic tasks, we see the same score ordering of models with BLEU evaluation. The disparities are magnified as there

<sup>5</sup>We plan to obtain ground-truth test labels via crowdsourcing.

are no partial matches on copying or paraphrasing text. HISTORY+X scores 8% lower than ORIGINAL, whereas HISTORY and MASK X perform even worse than random.

The best GLUCOSE model ORIGINAL achieves 70.7 specific BLEU, but only 61.9% accuracy on exact matching. Although we cannot directly compare BLEU and CIS<sup>2</sup> exact match numbers, we can see that CIS<sup>2</sup> provides a fairer estimate of the CCI performance of these fine-tuned T5 models by removing language generation from evaluation. These CCI results are promising, and yet there is still much room for improvement.

## 5 Discussion

The diagnostic tasks we discussed in the paper investigated the extent to which the original GLUCOSE task conflates language generation and contextual commonsense inference (CCI). We found that the most significant sentence of the input is the selected sentence  $X$ , and if omitted, BLEU scores drop significantly compared to omitting other story sentences. This shows that the language model is relying on  $X$ , as it should, for CCI. We have shown that the T5 model trained on the GLUCOSE task (to maximize BLEU on the specific and general rules) performs only 4.3% worse on the CIS<sup>2</sup> than one trained directly on CIS<sup>2</sup> labels. This shows that T5 can still learn significant CCI from the GLUCOSE data, and can further improve performance with CIS<sup>2</sup> converted labels, abstracting away with language generation.

We have also shown evidence for extensive copying and paraphrasing as seen from the higher performance on specific rules relative to general rules for ORIGINAL and HISTORY+X. These trends hold for CIS<sup>2</sup> evaluation as well, but are even more marked (since there is no inflation from matching tokens).

It is worth discussing how “fair” it is to remove  $X$  – after all, without  $X$ , LMs have little to condition their predictions on. While this is true, we emphasize that our diagnostic tasks are intended to be taken together to analyze the extent of conflation. The main takeaway is that by including  $X$ , trained models will rely on good language generation instead of good commonsense inference.

Future work can further explore utilizing GLUCOSE and related datasets for story generation tasks. We believe our diagnostic tasks can be easily be extended to allow using GLUCOSE in various story generation settings. HISTORY and HIS-

TORY+X models for continuing stories, and MASK X models for story infilling (Ippolito et al., 2019).

We especially resonate with the question-answering based approach to commonsense inference for stories (also on ROCStories) of Lal et al. (2021). They trained large language models on their dataset, finding that they only perform well when the answers are present in the narrative. This finding goes hand in hand with our finding that the original GLUCOSE task formulation allows for easy paraphrasing and thus inflated performance.

## 6 Conclusion

This work investigated the extent to which language models learn contextual commonsense inference (CCI), utilizing the GLUCOSE (Mostafazadeh et al., 2020) dataset and the T5 (Raffel et al., 2020) language model as case studies. We showed how the original GLUCOSE task conflates language generation and CCI tasks, causing over-estimation of true CCI performance. We then formulated diagnostic tasks by permuting the original task and found that LMs rely on paraphrasing the selected sentence and context in making their predictions.

We proposed CIS<sup>2</sup> as an alternative task to structure and evaluate language models for CCI. We believe that the CIS<sup>2</sup> evaluation is a simplified, fairer measurement of CCI performance over BLEU. By finetuning a T5 model on our CIS<sup>2</sup> task, it can select the correct sentences 4.3% of the time more than a model trained on the original GLUCOSE task.

Overall, we found that GLUCOSE indeed encodes contextual commonsense information, and T5 has capacity to learn this. Therefore, the challenge for future researchers is to leverage GLUCOSE and other contextual commonsense inference datasets’ knowledge representations appropriately and avoid conflation of language generation.

## References

- Antoine Bosselut, Hannah Rashkin, Maarten Sap, Chaitanya Malaviya, Asli Celikyilmaz, and Yejin Choi. 2019. [COMET: Commonsense Transformers for Automatic Knowledge Graph Construction](#). page 4762–4779.
- Jeff Da, Ronan Le Bras, Ximing Lu, Yejin Choi, and Antoine Bosselut. 2021. Understanding few-shot commonsense knowledge models. *arXiv preprint arXiv:2101.00297*.
- Bhavana Dalvi Mishra, Niket Tandon, and Peter Clark. 2017. [Domain-targeted, high precision knowledge extraction](#). *Transactions of the Association for Computational Linguistics*, 5:233–246.
- Jian Guan, Yansen Wang, and Minlie Huang. 2019. [Story Ending Generation with Incremental Encoding and Commonsense Knowledge](#). In *AAAI Conference on Artificial Intelligence*, pages 6473–6480.
- Jena D Hwang, Chandra Bhagavatula, Ronan Le Bras, Jeff Da, Keisuke Sakaguchi, Antoine Bosselut, and Yejin Choi. 2021. (comet-)atomic 2020: On symbolic and neural commonsense knowledge graphs. *Proceedings of the AAAI Conference on Artificial Intelligence*, 35(7):6384–6392.
- Daphne Ippolito, David Grangier, Chris Callison-Burch, and Douglas Eck. 2019. [Unsupervised hierarchical story infilling](#). In *Proceedings of the First Workshop on Narrative Understanding*, pages 37–43, Minneapolis, Minnesota. Association for Computational Linguistics.
- Yash Kumar Lal, Nathanael Chambers, Raymond Mooney, and Niranjan Balasubramanian. 2021. [TellMeWhy: A dataset for answering why-questions in narratives](#). In *Findings of the Association for Computational Linguistics: ACL-IJCNLP 2021*, pages 596–610, Online. Association for Computational Linguistics.
- Lori Moon, Lauren Berkowitz, and Nasrin Chu-Carroll, Jennifer Mostafazadeh. 2020. [Details of data collection and crowd management for glucose](#).
- Nasrin Mostafazadeh, Nathanael Chambers, Xiaodong He, Devi Parikh, Dhruv Batra, Lucy Vanderwende, Pushmeet Kohli, and James Allen. 2016. [A corpus and cloze evaluation for deeper understanding of commonsense stories](#). In *Proceedings of the 2016 Conference of the North American Chapter of the Association for Computational Linguistics: Human Language Technologies*, pages 839–849, San Diego, California. Association for Computational Linguistics.
- Nasrin Mostafazadeh, Aditya Kalyanpur, Lori Moon, David Buchanan, Lauren Berkowitz, Or Biran, and Jennifer Chu-Carroll. 2020. [GLUCOSE: Generalized and Contextualized story explanations](#). In *Proceedings of the 2020 Conference on Empirical Methods in Natural Language Processing (EMNLP)*, pages 4569–4586, Online. Association for Computational Linguistics.
- Xiangyu Peng, Siyan Li, Sarah Wiegrefe, and Mark Riedl. 2021. [Inferring the Reader: Guiding Automated Story Generation with Commonsense Reasoning](#). *arXiv preprint arXiv:2105.01311*.
- Matt Post. 2018. [A call for clarity in reporting BLEU scores](#). In *Proceedings of the Third Conference on Machine Translation: Research Papers*, pages 186–191, Brussels, Belgium. Association for Computational Linguistics.



Colin Raffel, Noam Shazeer, Adam Roberts, Katherine Lee, Sharan Narang, Michael Matena, Yanqi Zhou, Wei Li, and Peter J. Liu. 2020. [Exploring the limits of transfer learning with a unified text-to-text transformer](#). *Journal of Machine Learning Research*, 21:140:1–140:67.

Nils Reimers and Iryna Gurevych. 2019. Sentencebert: Sentence embeddings using siamese bert-networks. In *Proceedings of the 2019 Conference on Empirical Methods in Natural Language Processing and the 9th International Joint Conference on Natural Language Processing (EMNLP-IJCNLP)*, pages 3982–3992.

Maarten Sap, Ronan Le Bras, Emily Allaway, Chandra Bhagavatula, Nicholas Lourie, Hannah Rashkin, Brendan Roof, Noah A. Smith, and Yejin Choi. 2019. [ATOMIC: An Atlas of Machine Commonsense for If-Then Reasoning](#). *Proceedings of the AAAI Conference on Artificial Intelligence*, 33(01):3027–3035.

Abigail See, Aneesh Pappu, Rohun Saxena, Akhila Yerukola, and Christopher D. Manning. 2019. [Do massively pretrained language models make better storytellers?](#) In *Proceedings of the 23rd Conference on Computational Natural Language Learning (CoNLL)*, pages 843–861, Hong Kong, China. Association for Computational Linguistics.

Robyn Speer, Joshua Chin, and Catherine Havasi. 2017. ConceptNet 5.5: An Open Multilingual Graph of General Knowledge. In *Thirty-first AAAI Conference on Artificial Intelligence (AAAI)*, page 4444–4451.

Tom Trabasso, Tom Secco, and Paul van den Broek. 1984. Causal cohesion and story coherence.

Ashish Vaswani, Noam Shazeer, Niki Parmar, Jakob Uszkoreit, Llion Jones, Aidan N Gomez, Łukasz Kaiser, and Illia Polosukhin. 2017. [Attention Is All You Need](#). *Conference on Advances in Neural Information Processing Systems (NeurIPS)*, pages 1–15.

Peifeng Wang, Filip Ilievski, Muhao Chen, and Xiang Ren. 2021. Do Language Models Perform Generalizable Commonsense Inference? In *Findings of the Association for Computational Linguistics: ACL-IJCNLP 2021*, page 3681–3688.

Thomas Wolf, Lysandre Debut, Victor Sanh, Julien Chaumond, Clement Delangue, Anthony Moi, Pierric Cistac, Tim Rault, Rémi Louf, Morgan Funtowicz, et al. 2019. Huggingface’s transformers: State-of-the-art natural language processing. *arXiv preprint arXiv:1910.03771*.

## A Appendix

### A.1 Acknowledgements

We thank the authors of GLUCOSE, in particular Or Biran and Lori Moon, for their helpful assistance in working with the GLUCOSE dataset and codebase.

### A.2 Ethical Considerations and Broader Impacts

The methods used in our paper build in large part upon work by prior researchers. The T5 ([Raffel et al., 2020](#)) language model we used was pre-trained on a massive dataset for many days. Despite the energy usage, T5 has proved be a valuable tool that can be used for countless downstream NLP applications, ours included. As for our own trained models, we note that we further fine-tuned T5 on an array of diagnostic and custom tasks. During development, we made sure to pilot any experiments on smaller datasets, and we carefully managed our GPU and CPU usage throughout.

As for the data used, the ROCStories ([Mostafazadeh et al., 2016](#)) and GLUCOSE ([Mostafazadeh et al., 2020](#)) datasets involved a great deal of careful task design and work with crowd-source workers. We thank these researchers for their ethical treatment of their crowd-source workers, with fair pay and two-way communication ([Moon et al., 2020](#)).

We will publicly release all our code, from data preprocessing, to model training, to final evaluation, to ensure that our work is fully reproducible.

The broader impacts of our work outside its immediate subject are several. First, we have encouraged NLP researchers in general to think more carefully about the structure of a task. For example, we found that our CIS<sup>2</sup>task, which is simpler and thus requires less training resources than the language generation task, performs better on capturing contextual commonsense inference. Second, and more indirectly, we contribute to the line of work on analyzing stories, which are something fundamentally human

### A.3 Reproducing Our Work

We make our code publicly available at <https://github.com/manestay/careful-with-context>.

The datasets for each of the experiments is created by running the preprocessing script on the raw CSVs provided by the GLUCOSE authors. We

Model	Level	avg	1	2	3	4	5	6	7	8	9	10
(Mostafazadeh et al., 2020)	Specific	N/A	72.5	73.8	70.5	81.1	71.7	73.9	79.3	80.2	86.6	66.9
(Mostafazadeh et al., 2020)	General	N/A	66.4	68.5	69.8	76.8	68.6	67.6	73.0	77.0	86.8	57.5
GLUCOSE TF-checkpoint	Specific	75.7	71.9	69.8	75.8	75.9	73.3	75.2	79.8	80.2	85.5	69.9
GLUCOSE TF checkpoint	General	70.1	66.4	66.4	70.1	72.1	70.0	69.2	71.6	72.4	82.0	61.0
replicated t5-large	Specific	70.7	65.9	60.4	63.8	76.5	69.0	66.7	72.6	74.0	82.4	76.0
replicated t5-large	General	66.2	61.3	59.9	60.4	68.8	61.3	60.5	65.0	68.1	75.8	80.4

Table 5: Test Set Results for the original GLUCOSE task. The first rows are the original results, the second are decoded by us using the provided GLUCOSE TF checkpoint, and the third are our best-effort replications.

have modeled our baseline experiments as closely to the original GLUCOSE paper as possible, starting from their provided code repository.

#### A.4 Reproduction Results

We report the results we obtained on the original GLUCOSE task in Table 5. We report per-dimension BLEU, as was done prior, as well as the weighted average BLEU across all dimensions. We find that the reported numbers from (Mostafazadeh et al., 2020) and their provided Tensorflow checkpoint are essentially consistent.

Our replication results (done with the `transformers` package (Wolf et al., 2019)) achieve 4-5 BLEU points lower, due to resource limitations and slight differences in experimental setup (i.e. we had far less GPU resources and and training time). For consistency’s sake all of our experiments use the same setup as replicated t5-large (termed Original in the main text), and thus use this as the baseline.

We report results on the test set, but choose to evaluate BLEU on only the first of the three provided references for each test set entry. This is because the GLUCOSE train set only has one reference per entry, not 3, and we carved a small development set out of the train set, since no train/development split was provided. We evaluate our custom development and the original test set the same way, with 1 reference per entry.

#### A.5 Training Setup and Hyperparameters

We trained our models on 2 NVIDIA Quadro RTX 6000 GPUs, with 24 GB vRAM each. We train on multiple epochs and early stop after 10 checkpoints without improvement on the validation set. Depending on the task, the models finish training between 6 to 20 hours. The GLUCOSE authors trained their model far more – for 72 hours on 8

TPUs – which can explain our slightly lower BLEU scores.

We use the exact same hyperparameters as in Raffel et al. (2020), following Mostafazadeh et al. (2020), with one major exception: we use a learning rate of  $1e-4$  instead of  $1e-3$ , which we found to converge too quickly.