

Taming numerical errors in simulations of continuous variable non-Gaussian state preparation

Jan Provazník[★], Radim Filip, Petr Marek

Department of Optics, Palacký University, 17. listopadu 1192/12, 771 46 Olomouc, Czech Republic

[★] *provaznik@optics.upol.cz*

Abstract: Numerical simulation of continuous variable quantum state preparation is a necessary tool for optimization of existing quantum information processing protocols. A powerful instrument for such simulation is the numerical computation in the Fock state representation. It unavoidably uses an approximation of the infinite-dimensional Fock space by finite complex vector spaces implementable with classical digital computers. In this approximation we analyze the accuracy of several currently available methods for computation of the truncated coherent displacement operator. To overcome their limitations we propose an alternative with improved accuracy based on the standard matrix exponential. We then employ the method in analysis of non-Gaussian state preparation scheme based on coherent displacement of a two mode squeezed vacuum with subsequent photon counting measurement. We compare different detection mechanisms, including avalanche photodiodes, their cascades, and photon number resolving detectors in the context of engineering non-linearly squeezed cubic states and construction of qubit-like superpositions between vacuum and single photon states.

1 Introduction

Quantum information theory exploits fundamental features of quantum physics to design protocols and algorithms that offer significant improvements over their classical counterparts [1–4]. There are several candidate physical systems suitable for these applications, each with distinct advantages. Continuous variable quantum information processing with light offers feasible and fast generation and manipulation of entangled Gaussian quantum states that are the core of the information protocols [5–12]. However, truly universal quantum information processing also requires elements of quantum non-Gaussianity [13, 14]. Protocols based on Gaussian states and Gaussian operations are not universal [13] and can be efficiently simulated on a classical device [15].

For continuous variables of light, the non-Gaussianity is commonly introduced by photon number counting detectors, either the most basic on-off detectors capable of discerning presence of light [16], or the more advanced detectors truly distinguishing the photon numbers [17–26]. Such detectors can be employed for direct conditional implementation of non-Gaussian operations [27–34], or for conditional preparation of non-Gaussian quantum states [35–43]. The latter can be then used as a resource in deterministic implementation of non-Gaussian gates [14, 34, 44]. One thing these approaches have in common is the inherent probabilistic nature of measurement that results in several trade-offs between quality of the implemented operation or the prepared quantum state, the rate with which the desired operation succeeds, and the experimental challenges of the photon number resolving detector [23–26, 45]. For any given set of realistic detectors and any desired task we then need the ability to faithfully simulate the optical circuit to find out the required parameters leading to the optimal performance, or to find out whether the task is even feasible.

However, numerical simulation of simple quantum optical circuits, even though it is often employed in continuous variable quantum information processing [46–50], is not a straightforward task. It is burdened by various difficulties, including discretization errors in numerical models relying on continuous representation, truncation errors in discrete models [46], the omnipresent rounding errors due to finite precision of arithmetics [51–55] and numerical truncation errors occurring in finite approximations of infinite processes [53, 55]. If not prevented by rigorous analysis, these numerical artifacts can dominate the computed values and lead to rapid divergence from correct results.

In this paper we evaluate the numerical errors arising when an optical circuit for probabilistic preparation of non-Gaussian quantum states of light [14, 35] is simulated on a classical digital computer. We then propose an alternative method for construction of truncated unitary operators aiming to curtail these errors. Finally we take advantage of these tools to fully simulate the circuit for preparation of resource states for the cubic phase gate [44], and single mode qubit-like superpositions of zero and one photon. The goal is to find the optimal trade-offs between the quality of the states and the probability of success for a range of available photon counting detectors [17, 23–26, 45].

This paper is structured as follows. In the second section we review the state preparation circuit. In the third section we describe the errors naturally occurring in numerical simulations. In the fourth section we focus on coherent displacement and identify the numerical errors appearing in different methods of its calculation. In the fifth section we propose an alternative method for its calculation, followed by an overview of verification process in the sixth section. We then proceed with the seventh section, where we describe the methodology of the actual simulation and present the results of its applications in sections eight and nine.

2 State preparation circuit

The most common method of conditional state preparation is based on suitable manipulation of EPR state with coherent displacement and subsequent photon counting measurement [14, 36, 56, 57]. In Fig. 1 we present a variant of the circuit which can be used for preparation of simple non-Gaussian quantum states, including the qubit-like $|0\rangle$ and $|1\rangle$ superpositions. Our circuit accounts for basic imperfections limited to detection inefficiencies and propagation losses. A physical EPR resource, generating the two mode squeezed vacuum (TMSV), lies at its very heart and serves as a source of perfectly correlated photons. One of the entangled modes is then displaced with controllable amplitude and phase and consequently measured. The detection can use either an avalanche photodiode (APD), a photon number resolving detector (PNRD) or its approximation employing an APD cascade [45]. The resulting marginal state

$$\hat{\rho} = P^{-1} \text{tr}_2 \{ \hat{D}_2(\xi) \mathcal{G}_2^\eta(|\gamma\rangle_{1,2} \langle \gamma|) \hat{D}_2^\dagger(\xi) \hat{\Pi}_2(\pi) \} , \quad (1)$$

conditioned on the detection outcome π , characterized by the POVM element $\hat{\Pi}_2(\pi)$, is obtained with the probability of success

$$P = \text{tr}_{1,2} \{ \hat{D}_2(\xi) \mathcal{G}_2^\eta(|\gamma\rangle_{1,2} \langle \gamma|) \hat{D}_2^\dagger(\xi) \hat{\Pi}_2(\pi) \} . \quad (2)$$

In both the expressions (1) and (2) we use the lower right indices to emphasize which modes the operators and channels act on. Starting from the inner-most component, the initial TMSV state is denoted with $|\gamma\rangle_{1,2} = \sum_{i=0}^{\infty} \mu_i(\gamma) |i\rangle_1 |i\rangle_2$ with coefficients $\mu_i(\gamma) = \cosh^{-1} \gamma \tanh^i \gamma$, where the parameter $\gamma \in \mathbb{R}$ sets the experimentally controllable squeezing strength. We model the overall losses and inefficiencies in the preparation scheme as attenuation of the measured mode prior to its displacement. This can be represented by a Gaussian quantum channel $\mathcal{G}_2^\eta(\hat{\rho})$ with its action on the mode given in terms of Kraus operators [58] as $\mathcal{G}_2^\eta(\hat{\rho}) = \sum_{i=0}^{\infty} \hat{M}_2(i) \hat{\rho} \hat{M}_2^\dagger(i)$ with

$\hat{M}_2(i) = \frac{1}{\sqrt{i!}} (\sqrt{1-\eta})^i \sqrt{\eta}^{\hat{N}_2} \hat{A}_2^i$, where $\hat{N}_2 := \hat{A}_2^\dagger \hat{A}_2$ defines the photon number operator and \hat{A}_2 denotes the annihilation operator respective to the measured mode. The parameter $\eta \in [0, 1]$ describes the efficiency of the preparation circuit. Subsequently the converse $1 - \eta$ characterizes the overall losses and inefficiencies in the preparation scheme. The displacement of the second mode is given by the unitary operator $\hat{D}_2(\xi) = \exp(\xi \hat{A}_2^\dagger - \xi^* \hat{A}_2)$, where $\xi \in \mathbb{C}$ is the displacement amplitude [59]. In a more realistic analysis of the preparation circuit it would be straightforward to include the propagation losses affecting the mode carrying the resulting state. This form of decoherence can be accounted for by modifying the squeezing strength of the non-linearly squeezed state [60]. Consequently we do not consider this additional attenuation since it does not influence the fundamental properties of these non-Gaussian states.

From the experimental perspective the parameters γ and ξ can be fine tuned to engineer a desired state $\hat{\rho}$ with optimal performance given particular experimental configuration characterized by the efficiency η and conditioning on the detection outcome π with respective POVM element $\hat{\Pi}(\pi)$.

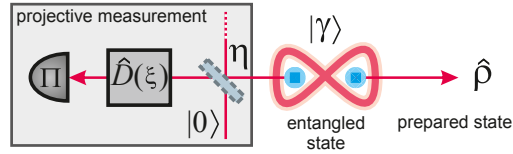


Figure 1. Variation of the conditional preparation scheme. We start with a two mode squeezed vacuum state $|\gamma\rangle$. One of its modes is then displaced with $\hat{D}(\xi)$ and measured, using either APD, PNRD or an APD cascade approximating PNRD. The detection outcome is characterized by the POVM element $\hat{\Pi}$. We model overall losses and inefficiencies within the scheme using a beam splitter with intensity transmittance η to represent attenuation of the signal state in the setup.

We can utilize this scheme to prepare a variety of quantum states. Consider now a lossless configuration employing an ideal PNRD. Its POVM elements correspond to projectors $|f\rangle\langle f|$ onto individual Fock states $|f\rangle$. The output state, conditioned on the detection of a particular Fock state $|f\rangle$, is then proportional to $\sum_{i=0}^{\infty} \mu_i(\gamma) [D(\xi)]_{fi} |i\rangle$ where the coefficients $\mu_i(\gamma)$ follow from the definition of the TMSV state and $[D(\xi)]_{fi} = \langle f | \hat{D}(\xi) | i \rangle$ are matrix elements of the displacement operator. By tuning the parameters γ and ξ we can construct a set of states parametrized by the possible combinations of the μ_i and $[D(\xi)]_{fi}$ coefficients.

Possible applications of this scheme include construction of generally non-classical superpositions of Fock states [35, 36] and, in particular, non-linearly squeezed non-Gaussian states [14, 56]. Every application can be translated into constrained optimization of the tunable parameters with the constraint and objective functions embodying the nature of the particular application.

For example, if one were to construct a specific state $|\psi\rangle$, the optimization objective could be to maximize some metric of similarity with the target state, e.g., fidelity. It would also be practical to construct the state with non-negligible probability of success. This requirement could be expressed either as a constraint $P \geq \tau$ allowing only solutions with the probability greater than some threshold, or as an additional optimization objective in multi-objective optimization.

The constraint and objective functions generally involve the success probability (2) and the resulting density operator (1). Both of which can be obtained by simulating the preparation procedure numerically on a classical digital computer. But alas, numerical simulations come with their own hurdles which will be identified and subsequently addressed in the following sections.

3 Perils of numerical simulation of CV systems

Classical digital computers [61] encode information into finite sequences of bits and it is therefore impossible to represent arbitrary real numbers. The standard approach [52–55, 62] is to approximate real numbers with **floating point** (FP) numbers. Real numbers are then rounded to their closest representable FP neighbors. This generally introduces **rounding errors**. To make matters worse, FP arithmetic with FP numbers does not necessarily produce exactly representable floating point numbers. Results of FP arithmetic must be rounded, possibly introducing additional rounding errors [52–55, 62]. Consequently complex sequences of arithmetic operations possess the potential to accumulate and even amplify rounding errors. Even the most straightforward tasks such as adding up a sequence of FP numbers can produce widely different results with varying degrees of accuracy based on the algorithm of choice [52–54]. Rounding error analysis is therefore a crucial part of algorithm design [51–54] and commonly used numerical algorithms are frequently accompanied by rigorous rounding error analysis. Nevertheless numerical simulation cannot be considered completely accurate as the error analysis only establishes upper bounds on the numerical errors [51, 53–55].

The practical concerns, when dealing with numerical simulation, are therefore always related to size of the errors, rather than to their presence. This is a familiar concept in physics, a discipline which is well acquainted with limited precision of measured quantities [63, 64]. Numerical simulation of CV systems suffers from further issues related to the fundamental representation of quantum states and quantum operations. CV states reside in infinite-dimensional Hilbert spaces and can be, in principle, described in two distinct ways. The first description employs continuous functions, either wave functions given in position or momentum representation, or quasi-probability distributions [5–7] which combine the two quadratures. The practical issue with this approach is the continuous nature and generally infinite support of these functions as their support must be limited to finite intervals and both their domains and ranges discretized during numerical integration [54, 55], introducing additional numerical errors.

Alternatively we can take the advantage of the discrete Fock basis spanned by eigenstates of the number operator. This basis is still infinite but, unlike in the case of basis spanned by eigenstates of continuous operators, the number of its elements is *countable*. While exact representation of CV states in Fock basis remains impossible, we can truncate the basis to a finite number of elements and approximate the original Hilbert space with this truncated, finite-dimensional, restriction. We can thusly avoid discretization errors and deal with truncation errors instead. Consequently numerical simulations utilizing truncated Hilbert spaces spanned by truncated Fock basis are often employed in detailed analysis of CV quantum circuits.

Formal definition of truncated Fock spaces

Let \mathcal{H}_∞ denote the original Hilbert space and let $S := \{|j\rangle \in \mathcal{H}_\infty \mid j = 0, 1, \dots\}$ be the original Fock basis (FB). In this basis the vector components of individual Fock states $|j\rangle \in S$ satisfy $[[j]\rangle_i^S := \langle i|j\rangle \equiv \delta_{ij}$, that is, Fock states form an orthonormal basis. We take the first F elements of FB, $\{|0\rangle, \dots, |F-1\rangle\} \subset S$ and truncate their vector forms to the first F components, forming the **truncated Fock basis** (TFB) $S_F = \{|0\rangle^{(F)}, \dots, |F-1\rangle^{(F-1)}\}$ where we use the upper right indices in $|j\rangle^{(F)}$ to denote dimensions of said vectors. Vector components of TFB elements satisfy $[[j]\rangle_i^{S_F} := {}^{(F)}\langle j|i\rangle^{(F)} \equiv [[j]\rangle_i^S \equiv \delta_{ij} \forall i = 0, \dots, F-1$. The basis therefore remains orthonormal. The linear hull of S_F forms the F dimensional **truncated Fock space** (TFS) \mathcal{H}_F .

So far we have only defined TFS itself and the transition from FB to TFB. In the following we define the transition of vectors from \mathcal{H}_∞ into \mathcal{H}_F and linear operators from $\mathcal{L}(\mathcal{H}_\infty)$ to $\mathcal{L}(\mathcal{H}_F)$. Let $|\psi\rangle \in \mathcal{H}_\infty$ be an arbitrary state expressed as $|\psi\rangle = \sum_{i=0}^\infty c_\psi(i) |i\rangle$ (where $|i\rangle \in S$) with coefficients $c_\psi(i) = [[\psi]\rangle_i^S := \langle i|\psi\rangle \in \mathbb{C}$. The expression $\text{trunc}_F\{|\psi\rangle\} := \sum_{i=0}^{F-1} c_\psi(i) |i\rangle^{(F)}$ (where

$|i\rangle^{(F)} \in S_F$) then defines its truncated variant from \mathcal{H}_F . Let $\hat{G} \in \mathcal{L}(\mathcal{H}_\infty)$ be a linear operator on \mathcal{H}_∞ expressed as $\hat{G} = \sum_{i=0}^\infty \sum_{j=0}^\infty g(i, j) |i\rangle\langle j|$ (where $|i\rangle, |j\rangle \in S$) with matrix elements $g(i, j) = [\hat{G}]_{ij}^S := \langle i|\hat{G}|j\rangle \in \mathbb{C}$. Then $\text{trunc}_F\{\hat{G}\} := \sum_{i=0}^{F-1} \sum_{j=0}^{F-1} g(i, j) |i\rangle^{(F)}\langle j|$ (where $|i\rangle^{(F)}, |j\rangle^{(F)} \in S_F$) defines its truncated analogue on $\mathcal{L}(\mathcal{H}_F)$. A natural extension of this approach allows for transitions from higher-dimensional spaces to lower-dimensional spaces.

Navigating truncated Fock spaces

In this description, pure quantum states become complex F dimensional vectors of numbers, linear operators turn into complex $F \times F$ matrices and the operations we would otherwise perform, reduce to linear algebraic expressions such as matrix multiplication, Kronecker products and matrix traces. There is, however, a hefty price to be paid for this simplification, manifesting in the form of truncation errors with several distinct effects on the simulation.

Firstly, it is impossible to represent general quantum states exactly. Take an arbitrary quantum state $|\zeta\rangle \in \mathcal{H}_\infty$ and its truncated variant $\text{trunc}_F\{|\zeta\rangle\} \in \mathcal{H}_F$. The quality of the truncated state can be determined from its normalization, or rather the lack of it, using the cutoff error

$$\text{cutofferror}_F\{|\zeta\rangle\} := 1 - \sum_{i=0}^{F-1} |c_\zeta(i)|^2, \quad (3)$$

where $c_\zeta(i) = [|\zeta\rangle]_i^S \equiv \langle i|\zeta\rangle$ are the vector components of the state $|\zeta\rangle$ in Fock representation. In essence the quality of the representation is loosely given by the support of the state relative to the dimension of the TFS. This is not the only conceivable metric, but it is a convenient one as it is straightforward to calculate.

Secondly, the algebraic structure of the space changes with the transition to finite dimension. As a result the usual commutation rules no longer apply since for any pair of operators \hat{G} and \hat{H} the relation $\text{trunc}_F\{[\hat{G}, \hat{H}]\} = [\text{trunc}_F\{\hat{G}\}, \text{trunc}_F\{\hat{H}\}]$ does not necessarily hold anymore. We can illustrate the change in algebraic structure on bosonic creation and annihilation operators. In the regular infinite-dimensional case we have $[\hat{A}, \hat{A}^\dagger] = \hat{\mathbb{1}}$, that is, the two operators commute to identity. With the truncated commutator the result remains the same $\text{trunc}_F\{[\hat{A}, \hat{A}^\dagger]\} = \text{trunc}_F\{\hat{\mathbb{1}}\} \equiv \mathbb{1}^{(F)}$, which is an identity matrix of the corresponding dimension F . Conversely the commutator of the truncated annihilation and creation operators differs from identity in the final element on the diagonal

$$[\text{trunc}_F\{\hat{A}\}, \text{trunc}_F\{\hat{A}^\dagger\}] = \mathbb{1}^{(F)} - F|F-1\rangle^{(F)}\langle F-1| \quad (4)$$

which can be understood as a truncation error due to the product of two truncated matrices.

Thirdly and finally, replacing infinite-dimensional operators in arguments of operator functions with their truncated versions may not be without consequences. Consider an operator function $f(\hat{Q})$. In principle $\text{trunc}_F\{f(\hat{Q})\} \neq f(\text{trunc}_F\{\hat{Q}\})$ for general operator arguments. This has grave consequences for numerical simulation of unitary evolution. It is customary to approximate the exponential operator, $\text{trunc}_F\{\exp(\hat{Q})\}$, with the matrix exponential $\text{expm}(\text{trunc}_F\{\hat{Q}\})$ of the truncated operator argument [46]. However, this method can not be relied upon as $\text{trunc}_F\{\exp(\hat{Q})\} \neq \text{expm}(\text{trunc}_F\{\hat{Q}\})$. We must therefore seek alternative approaches: there are three primary techniques available for numerical simulation. The first one relies on the knowledge of a closed form formula for elements of the unitary operator. It has to be derived analytically and is not always attainable. The second method, proposed in the recent paper [46], is numerical and derives individual elements of unitaries by recurrent formulae. In the third approach the matrix exponential is simply computed with the truncated matrix argument as $\text{expm}(\text{trunc}_F\{\hat{Q}\})$ and the dimension of the computation space is chosen large enough so that the errors are irrelevant in the particular simulation.

Neither approach is perfect. Each suffers from specific numerical errors. This is a valid concern even for the first method which uses analytical forms: it is because mathematical expressions, especially those involving factorials, large powers of non-negligible numbers or relying on special functions, which are often defined using similar expressions or recurrent formulae, still need to be evaluated numerically with finite precision in floating point arithmetic, leading to introduction and eventual accumulation of rounding errors. The numerical errors cannot be straightforwardly calculated without a priori knowledge of the ideal operator or without thorough numerical analysis of rounding errors, an area of expertise that is mostly out of the scope of theoretical physics and therefore scarcely present in research reports.

In the following section we apply these methods of construction to the simplest experimentally testable example, coherent displacement, and use this particular case study to demonstrate the fundamental shortcomings of each approach.

4 The curious case of coherent displacement

Coherent displacement is a fundamental Gaussian operation in quantum optics used in a broad range of quantum protocols for quantum state preparation, manipulation, and measurement [5–7, 13, 14, 59]. Coherent displacement is represented by the unitary operator

$$\hat{D}(\xi) := \exp(\xi \hat{A}^\dagger - \xi^* \hat{A}) \quad (5)$$

where $\xi \in \mathbb{C}$ gives the displacement amplitude and \hat{A}, \hat{A}^\dagger represent the annihilation and creation operators. It is one of the operations for which a closed form formula exists [59], given as

$$\langle m | \hat{D}(\xi) | n \rangle = \sqrt{\frac{n!}{m!}} \xi^{m-n} \exp\left(-\frac{1}{2} |\xi|^2\right) L_n^{(m-n)}(|\xi|^2), \quad m \geq n \quad (6)$$

where $L_\beta^\alpha(x)$ denotes the associated Laguerre polynomial function [65]. This relation only covers the lower triangular matrix; the rest of the matrix can be easily recovered from (6) using

$$\langle m | \hat{D}(\xi) | n \rangle = (-1)^{m-n} (\langle n | \hat{D}(\xi) | m \rangle)^*, \quad m < n. \quad (7)$$

The formula (6) can be computed in multiple different ways with varying numerical accuracy impacted by the simplifications made in the expression and the order of their evaluation. When implemented exactly as it stands in (6), it is plagued by the limitations of FP arithmetic. Its first term underflows for comparatively large m , while the second term overflows for $|\xi| > 1$ and large enough difference $m - n$. When both the numerical underflow and the overflow coincide, the ill-defined expression $0 \times \infty$ is evaluated, resulting in error. We discuss the circumstances in detail in Section 1 of the Supplementary material and establish a set of acceptable combinations of the m, n and $|\xi|$ parameters such that formula (6) is always well defined.

We can utilize the recurrent formulae [46] or the plain matrix exponential [66, 67] with a truncated argument instead of the closed form formula (6). While we can not ascertain their accuracy without a priori knowledge of the ideal operator, we can easily determine whether the generated matrices G are outright incorrect by checking the normalisation

$$\|G |j\rangle^{(F)}\|_2 := \sqrt{\sum_{i=0}^{F-1} |[G]_{ij}^{S_F}|^2} \quad (8)$$

of displaced truncated Fock states $\{|0\rangle^{(F)}, \dots, |F-1\rangle^{(F)}\}$. It corresponds to the sum of squared absolute values of elements in the j th column of the truncated displacement matrix

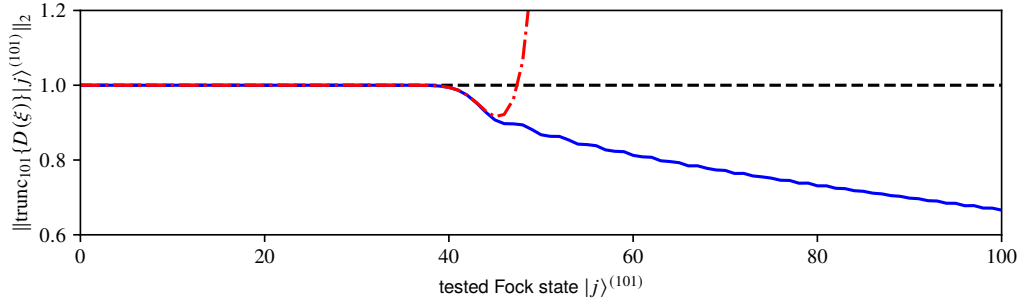


Figure 2. Normalisation (8) of individual displaced truncated Fock states $|j\rangle^{(101)}$ with $0 \leq j \leq 100$. The displacement operator $\text{trunc}_{101}\{\hat{D}(3 - 2i)\}$ is constructed on 101 dimensional TFS using the closed form formula (blue solid), the recurrent formula (red dash-dotted), and approximated with the matrix exponential (black dashed line).

$G := \text{trunc}_F\{\hat{D}(\xi)\}$ or its approximation employing the matrix exponential $\text{expm}(\text{trunc}_F\{\hat{Q}\})$ with truncated argument where we set $\text{trunc}_F\{\hat{Q}\} := \xi \text{trunc}_F\{\hat{A}^\dagger\} - \xi^* \text{trunc}_F\{\hat{A}\}$.

In Fig. 2 we show the normalisation (8) for $\text{trunc}_{101}\{\hat{D}(3 - 2i)\}$ constructed using the closed form formula (6), represented with a blue solid line, the recurrent formula [46] shown with a red dash-dotted line, and approximated with the matrix exponential (black dashed line). We utilize double precision [53, 62] in the computation and try to avoid numerical issues plaguing the direct method (6) by keeping the working dimension sufficiently low. There are two regions of qualitatively distinct behaviour in the plot. The first region, spanning the first 40 Fock states, shows correct normalization for all three methods of construction. In the following region the normalisation dwindles for both the closed form and the recurrent formulae whilst the matrix exponential remains *incorrectly* normalized. It remains normalized only because the matrix exponential function, by definition, produces unitary matrices from anti-Hermitian arguments. Unitarity is not necessarily the desired outcome here since the goal is to obtain the correct $\text{trunc}_{101}\{\text{expm}(\hat{Q})\}$ matrix rather than the computed approximation $\text{expm}(\text{trunc}_{101}\{\hat{Q}\})$.

Let us explicitly discuss the issue at hand. The displacement operator (5) is unitary by definition. Columns of its matrix representation can be understood as coefficient vectors of displaced Fock states. In the infinite-dimensional case these states should be normalized, that is the vector 2-norm [68] of each column should satisfy $\|\hat{D}(\xi)|j\rangle\|_2 \equiv 1 \forall |j\rangle \in S$. However, this will not generally hold in finite dimension where we can find a threshold state $|\tau\rangle^{(F)} \in S_F$ that, when displaced, will not be properly represented on the TFS. The states $j \geq \tau$ will suffer from non-negligible errors (3), making their normalization $\|\text{trunc}_F\{\hat{D}(\xi)\}|j\rangle^{(F)}\|_2 < 1$.

The plot in Fig. 2 reveals that when the matrix is constructed via (6), the higher states are correctly denormalized. Conversely the matrix exponential produces *incorrectly* normalized states. In this context such behavior can be considered a manifestation of truncation errors.

The normalisation of the recurrently computed matrix starts to rise exponentially somewhere around $j \approx 50$ due to accumulation of rounding errors. This behavior depends on the chosen ξ and the breakdown is more prominent when ξ is large. Here the displacement $\xi = 3 - 2i$ was chosen to emphasize this effect. For instance, when $\xi = 1$, a similar exponential breakdown appears for $j \approx 400$ instead.

5 Truncated approximate matrix exponential (TAME)

So far we have seen that, when it comes to numerically generating truncated representations of unitary operators, both direct calculation and the recurrent formulae have fundamental issues leading to significant rounding errors or numerically invalid expressions. The matrix exponential function avoids these issues mostly at the cost of truncation errors and their subsequent amplification. However, the observations in Fig. 2 also suggest that these errors tend to be significant only in higher regions of said matrices.

This opens up a new possibility of approximating the exponential operators. We can use the matrix exponential on a sufficiently higher dimension d_1 and only then truncate the result to the required d_0 , thus avoiding the erroneous areas, while, at the same time, keeping the computational dimension d_1 low enough to avoid needlessly increasing the time of computation. We call this approach **truncated approximate matrix exponential (TAME)**. Consider the approximation of the truncated displacement operator, $\text{trunc}_{d_0}\{\hat{D}(\xi)\} \in \mathcal{L}(\mathcal{H}_{d_0})$, constructed in such a way,

$$\text{trunc}_{d_0}\{\hat{D}(\xi)\} \approx \text{tame}(\hat{Q}, d_1, d_0) := \text{trunc}_{d_0} \left\{ \expm \left(\text{trunc}_{d_1}\{\hat{Q}\} \right) \right\}. \quad (9)$$

Here d_1 represents the initial working dimension and d_0 the final dimension of the target TFS. Following (5) we set $\text{trunc}_{d_1}\{\hat{Q}\} := \xi \text{trunc}_{d_1}\{\hat{A}^\dagger\} - \xi^* \text{trunc}_{d_1}\{\hat{A}\}$.

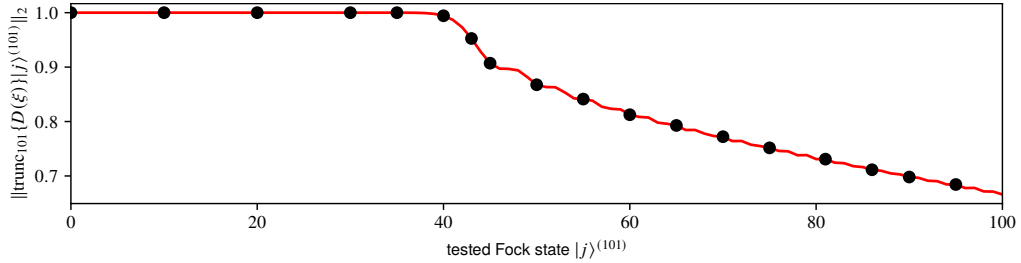


Figure 3. Normalisation $\|\text{trunc}_{101}\{\hat{D}(3-2i)\}|j\rangle^{(101)}\|_2$ of displaced Fock states $0 \leq j \leq 100$. The matrix was constructed using the closed form formula (black bullets) and approximated with TAME (red, solid) where we set $d_0 = 101$ and $d_1 = 161$. In both plots the dimension d_1 for TAME was determined via Algorithm 1.

In Fig. 3 we compare $\text{trunc}_{101}\{\hat{D}(3-2i)\}$ constructed using the closed form formula (6) and approximated with TAME. We chose the dimension d_0 and the displacement magnitude $|\xi|$ to accommodate the limits established in Section 1 of the Supplementary material. The secondary dimension $d_1 = 161$ was chosen high enough to suppress the effects of truncation errors. The plot suggests that our method produces results equal to the closed form formula in terms of the normalisation (8). Further comparison of individual matrix elements reveals that, on average, the approximate matrix matches (6) up to 14 decimal places with the worst difference matching only up to 11 decimal places.

What remains to be determined is the proper choice, or rather the methodology of choosing a sufficiently large working dimension d_1 given the target dimension d_0 . In the subsequent paragraphs we are going to show that it is practical to set the dimension d_1 as small as possible. The de facto standard **scaling and squaring** matrix exponentiation algorithm [66, 67] relies on matrix multiplication with the actual number of matrix products depending on the binary logarithm of the 1-norm [68] of the exponentiated matrix.

The 1-norm [68] of the $\text{trunc}_{d_1}\{\hat{Q}\}$ argument inside the matrix exponential within (9) reads

$$\|\text{trunc}_{d_1}\{\hat{Q}\}\|_1 = \|\xi \text{trunc}_{d_1}\{\hat{A}^\dagger\} - \xi^* \text{trunc}_{d_1}\{\hat{A}\}\|_1 = |\xi| \left(\sqrt{d_1 - 1} + \sqrt{d_1 - 2} \right) \approx 2|\xi|\sqrt{d_1}, \quad (10)$$

where the final approximation holds asymptotically. Therefore the asymptotic computational complexity of the matrix exponential in (9) scales as $O(\log_2 d_1)$ in terms of matrix products. The complexity of each matrix multiplication, specified in terms of FP operations, depends on the algorithm it utilizes. A naive textbook implementation scales as poorly as $O(d_1^3)$, whereas the more sophisticated Strassen algorithm [69] scales approximately as $O(d_1^{2.807})$. Consequently the computational complexity of (9) scales as $O(d_1^{2.807} \log_2 d_1)$ under optimal conditions. It is therefore imperative to keep the dimension d_1 as low as possible.

```

1: procedure FINDDIMENSION (  $d_0, \epsilon_1 := 10^{-13}, h := 10$  )
2:    $q := d_0 + 1$ 
3:    $M_q := \text{tame}(Q, q, d_0)$ 
4:   while  $q < h \cdot d_0$  do
5:      $p := q + 1$ 
6:      $M_p := \text{tame}(Q, p, d_0)$ 
7:     if  $\|M_q - M_p\|_{\max} < \epsilon_1$  then
8:       return  $q$ 
9:     end if
10:     $q := p$ 
11:     $M_q := M_p$ 
12:  end while
13:  raise error No solution found.
14: end procedure

```

Algorithm 1. A simple iterative search for the least dimension q such that there is a match on d_0 dimensional region between two q and $p := q + 1$ dimensional matrices constructed using TAME. Here, the element-wise matrix max-norm is defined with $\|M\|_{\max} := \max_{ij} |[M]_{ij}|$.

We propose a simple iterative algorithm for finding optimal d_1 . Suppose a sufficiently sized $\text{expm}(\text{trunc}_q\{\hat{Q}\})$ matrix is correct on some region spanning $\{|0\rangle^{(u)}, \dots, |u-1\rangle^{(u)}\}$ where $u \leq q$. Suppose the matrix exponential (expm) algorithm is also consistent: for a differently sized $\text{trunc}_p\{\hat{Q}\}$ matrix with dimension $p > q$ the computed matrix exponential is correct on a region of at least the same size. Given these assumptions, which are upheld by the standard expm implementation [66, 67], we introduce the Algorithm 1 as follows. First we take the desired dimension d_0 of the correct region and set an equality tolerance ϵ_1 for small numbers: our condition with $\epsilon_1 = 10^{-13}$ proclaims two numbers identical if they match up to their twelfth decimal place. Then we search for a pair of larger matrices such that their d_0 regions match. The search process is significantly simplified by taking the dimension of the second larger matrix to be constantly shifted from the first larger matrix. To improve its speed we always recycle one of the matrices in the next iteration instead of recalculating it every time. The depth of the search is specified by the factor h . In our experience the dimension is found somewhere well below $q = 3 \cdot d_0$ in the case of displacement, hence we set the depth h above that. Once the search algorithm finishes *successfully*, we obtain d_1 .

6 Verification of approximated matrices

In general, we can not verify the matrix (9) constructed via TAME simply by comparing its elements against some exact solution for the obvious reason: if we knew the exact solution we would not be in this situation in the first place.

We have used normalisation (8), or more precisely the implied necessary condition of unitarity $\max_{ij} |[G]_{ij}| \leq 1$, to detect outright incorrect matrices in Fig. 2, but alas, necessary conditions alone can not be used to prove the matrix correct. In Fig. 2 we determined that employing the recurrent formula [46] in construction of $\text{trunc}_F\{\hat{D}(\xi)\}$ was ill-advised due to accumulation and consequent amplification of rounding errors over the course of the computation. While we can not safely use the recurrent formula to construct an arbitrary truncated displacement matrix, we can use it to determine whether a candidate matrix, for example one constructed via TAME (9), possesses appropriate structure as the formulae define relations between neighboring matrix elements.

We can repurpose the relations Eq. (56–58) from [46] to construct an error matrix

$$\begin{aligned} [E]_{0,0} &= [G]_{0,0} - \exp\left(-\frac{1}{2}|\xi|^2\right) \\ [E]_{i,0} &= [G]_{i,0} - \frac{\xi}{\sqrt{i}}[G]_{i-1,0} \\ [E]_{i,j} &= [G]_{i,j} - \left(\frac{\sqrt{i}}{\sqrt{j}}[G]_{i-1,j-1} - \frac{\xi^*}{\sqrt{j}}[G]_{i,j-1}\right) \end{aligned} \quad (11)$$

for a given candidate matrix G . The rounding errors are not amplified in computation of the error matrix as there is no recursion. Its elements $[E]_{ij}$ give the difference between the actual elements $[G]_{ij}$ of the candidate matrix and the values they should have been based on their neighbors, $[G]_{i-1,j-1}$ and $[G]_{i,j-1}$, and the structural constraints given in [46].

In Fig. 4 we compare the decadic logarithm of the difference $[L]_{ij} = \log_{10}|[E]_{ij}|$ for $\text{trunc}_{201}\{\hat{D}(3-2t)\}$ approximated using (a) TAME ($d_0 = 201$, $d_1 = 277$) and (b) the plain matrix exponential ($d_0 = 201$). In each plot we display the row-wise $\text{mean}_i([L]_{ij})$ value with blue line. The surrounding light-blue area stretches one standard deviation $\text{std}_i([L]_{ij})$ from the mean. The maximal difference $\max_i([L]_{ij})$ within each column is represented by the red line. Finally the dashed black horizontal line (at -16) roughly corresponds to the double precision unit round-off [53].

In Fig. 4 (a) the matrix is structurally correct, with the maximal difference still matching up to 11 decimal places. On average the differences fall below the unit round-off, essentially making the errors negligible. In Fig. 4 (b) the matrix constructed using the plain matrix exponential maintains the correct structure in the first third of its columns, however, the truncation errors begin to manifest at that point. This can be observed as an exponential explosion in the maximal difference (around the 75th column) and a steady rise in the mean value. We saw a similar manifestation of truncation errors in Fig. 2 where the columns incorrectly retained their normalization as if the truncated matrix remained unitary.

7 Numerical simulation of the preparation circuit

The CV nature of the preparation scheme in Fig. 1, described with relations (1) and (2), makes its exact numerical simulation not only impractical, but outright impossible. We can, however, perform an approximate numerical simulation of the formulae on a TFS. We have already proposed TAME as the method for approximating the truncated displacement operator. We have

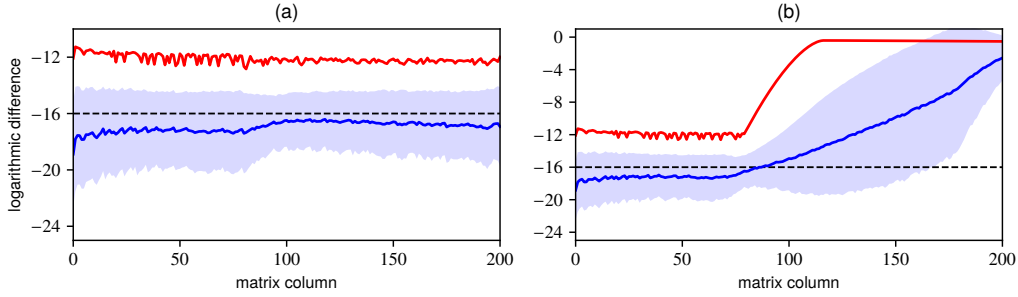


Figure 4. Verification of the $\text{trunc}_{201}\{\hat{D}(3-2t)\}$ matrix approximated using (a) TAME ($d_0 = 201$ and $d_1 = 277$) and (b) plain matrix exponential ($d_0 = 201$). Blue lines mark the row-wise $\text{mean}_i(L_{ij})$ values, light-blue region stretches a standard deviation $\text{std}_i(L_{ij})$ away from the mean. The maximal difference $\text{max}_i(L_{ij})$ within each column is represented by the red line. The dashed horizontal line corresponds to the unit round-off in double precision floating point number representation. **(a)** The matrix is structurally correct. The average differences are negligible, their values falling below the unit round-off. The maximal differences match up to 11 decimal places. **(b)** The matrix maintains correct structure in its first third. The truncation errors manifest in the rest of the matrix as an exponential explosion in the maximal difference (around the 100th column) and a steady rise in the mean value.

yet to ascertain a key ingredient of the simulation. We must determine the optimal dimension d_0 of the TFS, which should be large enough to support all the quantum states occurring in the simulation.

Following the Fig. 1, we begin with the TMSV state. One of its modes is attenuated by the \mathcal{G}_2^η channel. This only reduces its energy and, as a consequence, the required support shrinks in size. We can therefore safely disregard the attenuating channel and simplify the expression for the marginal state (1) into $\hat{\rho} \propto \text{tr}_2\{\hat{D}_2(\xi)|\gamma\rangle_{1,2}\langle\gamma|\hat{D}_2(\xi)^\dagger\hat{\Pi}_2\}$. We then require that both the initial and the displaced TMSV states are faithfully approximated on the d_0 dimensional TFS for *all the possible* values of γ and ξ . By taking the largest displacement ξ^* and squeezing rate γ^* considered in the simulation, we can iteratively determine d_0 as the least dimension such that the cutoff error (3) falls below some threshold ϵ_0 . This condition reads

$$1 - \sum_{i=0}^{d_0-1} \sum_{j=0}^{d_0-1} |[\gamma^*]_{ii}^S [\hat{D}(\xi^*)]_{ij}^S|^2 \leq \epsilon_0 \quad (12)$$

for the displaced TMSV state. While the coefficients $[\gamma^*]_{ii}^S = \cosh^{-1} \gamma^* \tanh^i \gamma^*$ of the TMSV state are determined trivially, the matrix elements $[\hat{D}(\xi^*)]_{ij}^S$ of the displacement operator can not be, in general, obtained analytically with (6) and we must employ alternate means such as TAME.

In the simulation we consider $0 \leq \gamma \leq 1$, corresponding to roughly 8.7 dB squeezing, and $0 \leq \xi \leq 1$, hence we set $\gamma^* \equiv \xi^* \equiv 1$ while searching for d_0 . Once the dimension d_0 is found, we determine its respective d_1 using the Algorithm 1. With the thresholds $\epsilon_0 \equiv \epsilon_1 \equiv 10^{-13}$ we get $d_0 = 70$ and $d_1 = 90$ for $\gamma^* \equiv \xi^* \equiv 1$. Note that for this particular d_1 , the TAME matrices constructed on d_1 and $d_1 + 1$ dimensional TFS are identical in double precision FP arithmetic.

In the following sections we use the numerical methodology we developed to determine the benefits of using PNRD, APD, and APD cascades in a pair of applications of the preparation circuit. First we discuss preparation of non-linearly squeezed states and then follow with

construction of well defined non-classical superpositions of Fock states. In both applications the figures of merit are functions depending on the resulting density matrix (1) and the associated probability of success (2). We approach the analysis with a rudimentary grid based exploratory strategy for optimization. We divide the $[0 \leq \gamma \leq 1] \otimes [0 \leq \xi \leq 1]$ region into equidistant 1001×1001 grid of points $p_j := (\gamma_j, \xi_j)$ and evaluate the numerically approximated relations (1) and (2) for each point p_j and each experimental scenario $q_i := (\eta_i, \pi_i)$ defined by the overall efficiency $\eta_i \in \{0.80, 1.00\}$ of the setup and expected measurement outcome π_i respective to the POVM elements including $\mathbb{1}_2 - |0\rangle_2\langle 0|, |1\rangle_2\langle 1|, |2\rangle_2\langle 2|, \dots, |6\rangle_2\langle 6|$, as well as the intricate approximations of PNRD elements employing APD cascades [45].

This way we procure an assortment of probabilities $P(i, j)$ and density matrices $\varrho(i, j)$ corresponding to the p_i and q_j sequences. We then utilize these values in objective and constraint functions, that will be discussed in detail in the following sections, to analyze the performance of the preparation scheme in particular applications and its response to different experimental configurations.

The numerical simulation and the analysis of its results was implemented using a number of open source software libraries [70–76].

8 Engineering non-linearly squeezed states

Nonlinear squeezing was originally introduced [44] as a measure quantifying the quality of approximate cubic states suitable for optical measurement-induced quantum gates [34, 44]. It has been shown to apply to higher ordered phase squeezing gates as well [34] and was recently discussed in detail [60]. Originally [44] presented an implementation of a deterministic, measurement induced cubic interaction gate. In this scheme an undesired noisy contribution $\mu\hat{P} - 3\gamma\hat{X}^2$ from one of the ancillae was also transferred into the signal state. This contribution, or more precisely both its variance and mean value, vanishes for ideal cubic ancillary state. It does not, generally, cancel out for physical approximations of the cubic state, however, a good approximation will approach the ideal value. Consequently the variance of this contribution may be used to quantify their quality.

We adapted the concept of nonlinear squeezing discussed in [44] to fit our simulation. In contrast, we employ a modified nonlinear quadrature $\hat{Y} = \mu\hat{X} + \kappa\mu^{-2}\hat{P}^2$ with $\kappa \equiv \sqrt{2-1}$ as per [60]. This corresponds to the $\exp(i\nu\hat{P}^3)$ cubic unitary rather than the usual $\exp(i\nu\hat{X}^3)$. We use the variance $V(\hat{Y}, \hat{\varrho}) = \langle (\hat{Y} - \langle \hat{Y} \rangle_{\hat{\varrho}})^2 \rangle_{\hat{\varrho}}$ of the \hat{Y} quadrature to measure the nonlinear squeezing within arbitrary states $\hat{\varrho}$. The actual figure of merit is minimized over the parameter μ to eliminate effects of Gaussian squeezing [44, 60]. We therefore base our analysis on the minimized quantity $W(\hat{\varrho}) := \min_{\mu} V(\hat{Y}, \hat{\varrho})$.

We compute individual moments required in $V(\hat{Y}, \hat{\varrho})$ from elements of the density matrices obtained in the simulation, avoiding the matrix representation of the operators to avert truncation errors. We solve the minimization in respect to μ within $W(\hat{\varrho})$ analytically. The corresponding $W(i, j)$ values are obtained for their respective $\varrho(i, j)$ matrices and $P(i, j)$ probabilities. We then divide the dataset of each experimental scenario q_i into bins based on values of the variance $W(i, j)$ and find the maximal attainable probability $P(i, j)$ within each bin.

In Fig. 5 we present a comparison of the attainable variance $W(\hat{\varrho})$ as a function of success probability P . We examine different detection outcomes, in particular the PNRD projection onto $|3\rangle$ (red line) and its three approximations realized through an APD cascade [45] where three APD detectors out of four (dashed magenta), five (magenta) and ten (blue) click. We consider a single APD detector (black line) as well. The plots show (a) 99%, (b) 90%, and (c) 80% transmission efficiency η . We normalized the results against the minimal variance achievable by Gaussian states. Following [44] we include the optimal ν dimensional non-linearly squeezed states $|\nu^\star\rangle \in \mathcal{H}_\nu$, marked with dashed horizontal lines, for comparison.

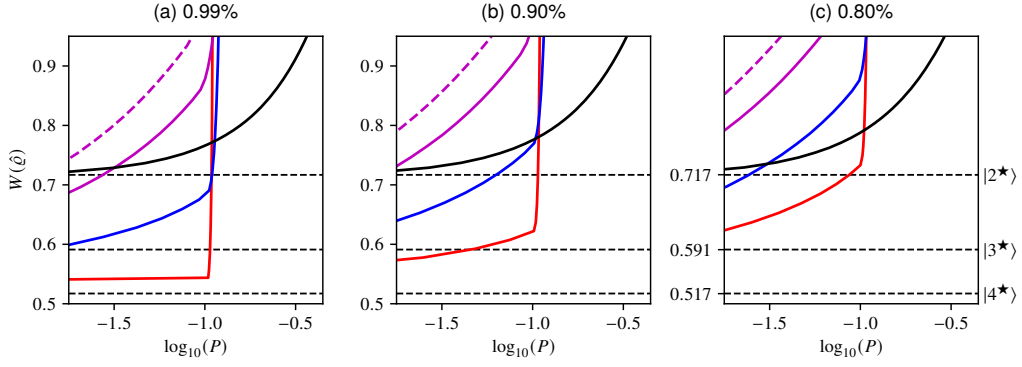


Figure 5. A comparison of attainable nonlinear variance $W(\hat{\rho})$ as a function of success probability. We use the same vertical and horizontal axes in the plots to show the contrast between the almost ideal (a) and the lossy (b, c) scenarios with 99%, 90% and 80% transmission efficiencies. Horizontal dashed lines are used to mark the optimal non-linearly squeezed states $|v^\star\rangle \in \mathcal{H}_v$ constructed on low-dimensional TFS. We encode the information about the POVM elements as follows: APD click with solid black line, PNRD projection onto $|3\rangle$ with solid red, the APD cascades comprising four (dashed magenta), five (magenta) and ten (blue) detectors. Overall the PNRD $|3\rangle$ provides the best performance. In both (b) and (c) a single APD outperforms the APD cascades for success probabilities larger than roughly 5%.

In general using PNRD yields the best results. In the idealized scenario with 99% efficiency the PNRD approaches the optimal \mathcal{H}_4 non-linearly squeezed state. It also attains the best values consistently across the considered transmission efficiencies. In the low-efficiency mode we can see that a single APD outperforms the APD cascades for non-negligible probabilities of success. In the 90% and 99% regimes, the APD cascade comprising ten detectors promises better performance than a single APD or any other cascade configuration for that matter.

In conclusion, unless a PNRD capable of distinguishing $|3\rangle$ photons is available, it is better to use a single APD in any scenario with non-ideal transmission efficiency as long as success probabilities larger than approximately 5% are desired.

9 Preparation of high fidelity non-classical non-Gaussian states

The qubit-like superposition $|\vartheta\rangle := \cos \vartheta |0\rangle + \sin \vartheta |1\rangle$ represents one of the simplest non-classical non-Gaussian quantum states of light. It can be produced with the preparation scheme we have previously introduced in Fig. 1. We can search for the optimal squeezing γ and displacement ξ parameters to obtain a given target state $|\vartheta\rangle$ with sufficient fidelity $F = \langle \vartheta | \hat{\rho} | \vartheta \rangle$ and maximal performance in terms of success probability.

We compute the corresponding $F_\vartheta(i, j)$ values for the $P(i, j)$ probabilities and $\varrho(i, j)$ density matrices obtained in the simulation described in detail in Section 7. We then divide the dataset for each experimental scenario q_i into bins comprising subsets of data satisfying $F_\vartheta(i, j) \geq \tau$ where τ specifies a moving fidelity threshold. The maximal attainable probability $P(i, j)$ is then found for each subset.

In Fig. 6 we demonstrate the relative improvement in probability of successfully engineering $|\vartheta\rangle$ states by employing different detectors instead of a single APD. We consider a pair of target states, $|\frac{\pi}{3}\rangle$ and $|\frac{\pi}{6}\rangle$, both evaluated for 99% and 80% transmission efficiencies. In the

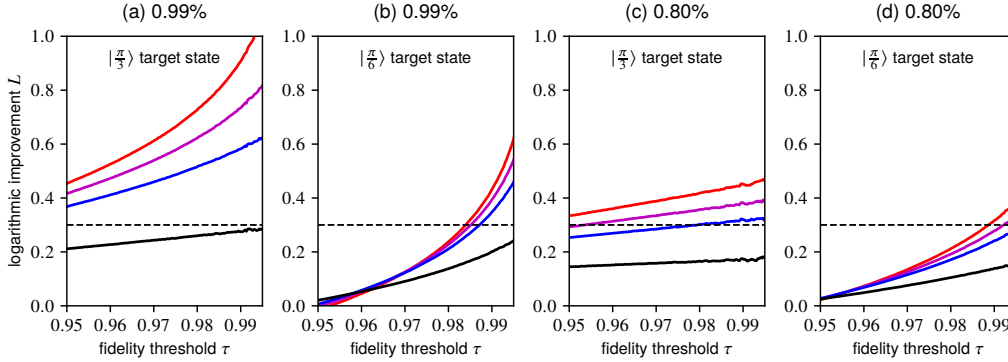


Figure 6. Benchmarking the performance of PNRD and its approximations using APD cascades relative to a single APD detector in preparation of particular superpositions $|\vartheta\rangle := \cos \vartheta |0\rangle + \sin \vartheta |1\rangle$ parametrized with $\vartheta \in \mathbb{R}$. The PNRD projection onto $|1\rangle$ is represented by red line, whereas the magenta line corresponds to the APD cascade comprising ten detectors where a single detector clicks, blue line to cascade made of five detectors and black line depicts the case with two detectors. The plots demonstrate preparation of two distinct states while considering different transmission efficiencies. In (a) and (c) we aim to prepare $|\frac{\pi}{3}\rangle$. In (b) and (d) we target $|\frac{\pi}{6}\rangle$. In plots (a) and (b) we consider 99% transmission efficiency, while in (c) and (d) we consider mere 80%. The horizontal dashed line marks a twofold improvement in each plot. **(a)** In the high-efficiency regime we obtain roughly tenfold improvement in the high-fidelity preparation of the $|\frac{\pi}{3}\rangle$ state. The PNRD approximations using more than two detectors offer a significant improvement as well. **(b)** While the advantage of PNRD is reduced when targeting the state closer to $|0\rangle$, it still offers roughly four times better performance. **(c)** The PNRD detector and its approximations offer 2-3x higher success probability even in the lower-efficiency scenario. **(d)** The PNRD detector and its approximations offer roughly twofold improvement.

plot we show the result obtained for projection onto $|1\rangle$ (red line) realized by PNRD and the results obtained with its approximations realized through APD cascades [45] where a *single* detector out of ten (magenta), five (blue) and two (black) clicks. The figure of merit is defined as $L := (\log_{10} P_{\bullet} - \log_{10} P_{\text{APD}})$ with P_{\bullet} respective to individual detection outcomes.

In general, conditioning on the PNRD $|1\rangle$ detection outcome yields the best results. In the high-fidelity regime with 99% efficiency the relative improvement is roughly tenfold for $|\frac{\pi}{3}\rangle$ and roughly four times better for $|\frac{\pi}{6}\rangle$. The APD cascades comprising ten and five detectors follow. The relative lead of the PNRD diminishes in the 80% efficiency regime. Its advantage also dwindles when we consider target states closer to $|0\rangle$, such as the $|\frac{\pi}{6}\rangle$ state. While the cascade comprising two detectors falls short in every case, it still outperforms a single APD, albeit not by a lot.

10 Conclusions

We have analyzed the numerical accuracy of several currently available methods [46, 59] used in construction of the truncated coherent displacement operator, an essential ingredient of state preparation in quantum optics [14, 27, 29, 33] and many protocols used in quantum information

processing [5–7, 13, 14, 59]. We have proposed an alternative approach promising a better accuracy. Our method is based on the standard matrix exponential [66, 67] with truncated argument. We compute the matrix exponential on a higher-dimensional space and truncate the resulting matrix to the target dimension, thus stripping erroneous matrix elements away from the truncated displacement operator. To avoid negatively impacting computational performance, the higher dimension should be ideally kept as low as possible. To this end we provide an off-line search algorithm that can be used to determine its optimal value. To ascertain the accuracy of the resulting matrix we complement the construction method with a verification strategy based on the recurrent formulae discussed in [46].

We have used our construction method for analysis of non-Gaussian state preparation scheme based on suitable manipulation of a two mode squeezed vacuum with subsequent photon counting measurement [14, 36, 56, 57] in the context of engineering non-linearly squeezed cubic states [14, 35, 44] for measurement induced cubic gates [14, 34, 44] and construction of qubit-like superpositions between vacuum and single photon states. The latter application can be verified experimentally with currently available technology. We have compared the effects of different detection mechanisms, including APD, PNRD and its approximations using APD cascades [45] with varying number of APD detectors, to determine practical approach towards state preparation. This analysis also provides additional metric which can be used to quantify the quality of APD cascades. We have found that in practical applications when PNRD is not available, using a single APD to engineer non-linearly squeezed states offers better performance compared to employing APD cascades. We have determined that using APD cascade, even if one comprising only a pair of APD detectors, improves upon using a single APD in preparation of high-fidelity non-Gaussian qubit-like superpositions.

Our circuit variant can be extended to utilize multiple displacements and detectors. Similarly the proposed method for numerical construction of truncated unitary operators is not limited to displacement only can be applied to, for example, squeezing or cubic phase-shift operators.

Funding

We acknowledge Grant No. GA22-08772S of the Czech Science Foundation and also support by national funding from MEYS and the European Union’s Horizon 2020 (20142020) research and innovation framework programme under grant agreement program under Grant No. 731473 (project 8C20002 ShoQC). Project ShoQC has received funding from the QuantERA ERA-NET Cofund in Quantum Technologies implemented within the European Union’s Horizon 2020 program. J. P. acknowledges project IGA-PrF-2022-XYZ of Palacký University Olomouc.

Acknowledgements

J. P. acknowledges using the computational cluster at the Department of Optics for parallel execution of the numerical simulation.

Supplementary material

S.1 Ill-defined behavior of the displacement matrix

We introduced the closed form formula [59] for the displacement operator in Section 2 of the article and briefly discussed the shortcomings of its numerical realization using floating point

arithmetic. In this section we discuss the shortcomings of its straightforward realization. The formula [59] is repeated here for clarity. Each matrix element of the $\hat{D}(\xi)$ matrix is given by

$$\langle m | \hat{D}(\xi) | n \rangle = \sqrt{\frac{n!}{m!}} \xi^{m-n} \exp\left(-\frac{1}{2}|\xi|^2\right) L_n^{(m-n)}(|\xi|^2), \quad m \geq n \quad (\text{S.1})$$

where $L_\beta^\alpha(x)$ denotes an associated Laguerre polynomial function [65]. A straightforward numerical implementation of (S.1) suffers from limitations of FP arithmetic. If implemented exactly as it stands in (S.1), the first term underflows for comparatively large m , while the second term overflows for $|\xi| > 1$ and large enough difference $m - n$. When both the numerical underflow and the overflow coincide, the ill-defined expression $0 \times \infty$ is evaluated, resulting in error.

The computation of (S.1) can be simplified by replacing the fraction in the first term with

$$\frac{1}{n+1} \frac{1}{n+2} \cdots \frac{1}{m-1} \frac{1}{m}, \quad \text{resp.} \quad \frac{1}{(n+1)(n+2) \cdots (m-1)m}. \quad (\text{S.2})$$

Nevertheless, this substitution is not going to prevent the pathological $0 \times \infty$ as expressions with either sufficiently high difference $m - n$ will still occur. This substitution also affects the numerical accuracy of (S.1). It furthermore depends on the way the substitution is evaluated. Multiplying individual fractions gives a different outcome than inverting the product as a whole.

One of the pathological occurrences of $0 \times \infty$ can be observed for $\langle m | \hat{D}(\xi) | 0 \rangle$ with $|\xi| > 1$. The denominator in the substitution (S.2) reduces into $m!$ and the factorial overflows for sufficiently large m . This threshold can be estimated with the aid of the improved error bounds [77] for Stirling's approximation

$$\sqrt{2\pi} \exp\left[\ln(m) \left(m + \frac{1}{2}\right) - m + \frac{1}{12m+1}\right] < m! < \sqrt{2\pi} \exp\left[\ln(m) \left(m + \frac{1}{2}\right) - m + \frac{1}{12m}\right]. \quad (\text{S.3})$$

We can exploit the upper bound to determine the largest safe value of m for which the factorial $m!$ does not overflow by comparing the bound with the largest representable FP number within the particular FP system used in calculation of (S.1). Similarly we can determine the value of m for which $m!$ definitely overflows from the lower bound. We investigate the qualitative behaviour of the closed form formula (S.1) by studying a simplified model expression

$$\frac{|\xi|^m}{m!} \quad (\text{S.4})$$

in the context of the standard double FP precision. This expression comprises the disputable components of the first two terms in the original formula and becomes **invalid** under the same circumstances. Within Fig. S.1 we identified four regions with qualitatively different outcomes for different combinations of the $|\xi|$ and m parameters. The *dashed horizontal* line determines the maximal m for which $m!$ does not overflow and the *solid* curve marks the maximal possible m such that $|\xi|^m$ does not overflow. These lines divide the area into four regions. In the *top-left back-slashed* region $m!$ overflows, while $|\xi|^m$ remains finite. Even though (S.4) is numerically valid in this region, its value might be incorrect as it always zeroes out due to the overflowed denominator. Similarly the formula remains a valid, albeit incorrect, expression in the *central-right slashed* region where $m!$ is a regular number, however, $|\xi|^m$ overflows and therefore (S.4) reaches numerical infinity. In the *top* (unmarked) region we obtain the pathological $0 \times \infty$ since both $|\xi|^m$ and $m!$ overflow at the same time.

So far no discussed region provides satisfactory results. The formula (S.4) can only attain suitable numerical values within the *cross-stitched* region. While no overflows happen within this region we should still treat the resulting value with care as it might still succumb to loss of

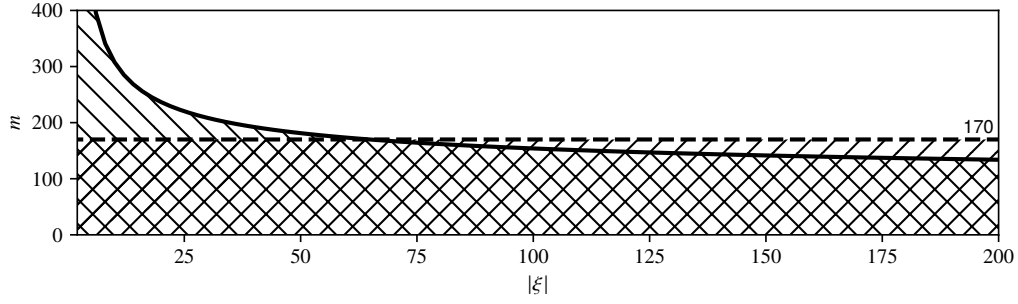


Figure S.1. Demonstration of the qualitative behavior of (S.1) on a surrogate model (S.4) with numerical limits of the standard double precision floating point arithmetic. The solid curve shows maximal m such that $|\xi|^m$ does not overflow; the dashed line shows maximal m such that $m!$ does not overflow. These two divide $|\xi|$ and m parameters into four distinct regions. We get the pathological $0 \times \infty$ expression in the top unmarked region. In the slashed region on the right, the expression diverges to infinity. In the left back-slashed region, the expression incorrectly zeroes out due to overflow in $m!$. Neither of these regions provides satisfactory values of (S.4) and consequently of the formula (S.1). Only the parameters from the bottom cross-stitched region lead to numerically valid, finite valued results.

accuracy due to rounding errors since large numbers are generally involved in the computation. In essence this region only provides a necessary, rather than sufficient, condition for different combinations of the parameters $|\xi|$ and m .

In this discussion we established the viable range of parameters in the model (S.4). The first two terms in the closed form formula (S.1) lead to numerically valid expressions under the same circumstances. One of the implications is that (S.1) can not be used to construct the displacement matrix on arbitrarily large truncated Fock spaces. In practical applications, when utilizing double precision for the numerical simulation, the maximal attainable dimension is upper-bound by 170, regardless of the displacement modulus $|\xi|$.

S.2 Further comments regarding the displacement matrix

The straightforward realization of (S.1) we discussed in Section 1 is not the only conceivable approach. For the sake of completeness, let us briefly overview couple of the possibilities with focus solely on the first two terms.

In (S.2) we replaced the fraction in the first term with $[(n+1)(n+2) \cdots (m-1) \cdot m]^{-1}$. This simple substitution aims to improve the overall accuracy by avoiding the large numbers that would be otherwise produced the factorials. Note that the way this product is evaluated impacts its accuracy. Multiplying individual fractions yields different outcome is from inverting the product as a whole. Nevertheless, this substitution does not prevent the pathological $0 \times \infty$.

We could also replace the first two terms entirely with

$$\frac{\xi}{\sqrt{n+1}} \frac{\xi}{\sqrt{n+2}} \cdots \frac{\xi}{\sqrt{m}} \equiv \xi^{m-n} \sqrt{\frac{n!}{m!}}. \quad (\text{S.5})$$

While this approach avoids the pathological $0 \times \infty$ product over a broader range of m , n and $|\xi|$ parameters, it also amplifies rounding errors with terms greater than 1.

References

- [1] A. Montanaro. “Quantum algorithms: an overview”. In: *npj Quantum Information* 2.1 (Jan. 2016). doi: 10.1038/npjqi.2015.23.
- [2] M. Nielsen. *Quantum computation and quantum information*. Cambridge New York: Cambridge University Press, 2000.
- [3] H.-S. Zhong, H. Wang, Y.-H. Deng, M.-C. Chen, L.-C. Peng, Y.-H. Luo, J. Qin, D. Wu, X. Ding, Y. Hu, P. Hu, X.-Y. Yang, W.-J. Zhang, H. Li, Y. Li, X. Jiang, L. Gan, G. Yang, L. You, Z. Wang, L. Li, N.-L. Liu, C.-Y. Lu, and J.-W. Pan. “Quantum computational advantage using photons”. In: *Science* 370.6523 (Dec. 2020), pp. 1460–1463. doi: 10.1126/science.abe8770.
- [4] J. L. O’Brien. “Optical Quantum Computing”. In: *Science* 318.5856 (Dec. 2007), pp. 1567–1570. doi: 10.1126/science.1142892.
- [5] S. L. Braunstein and P. van Loock. “Quantum information with continuous variables”. In: *Reviews of Modern Physics* 77.2 (June 2005), pp. 513–577. doi: 10.1103/revmodphys.77.513.
- [6] C. Weedbrook, S. Pirandola, R. García-Patrón, N. J. Cerf, T. C. Ralph, J. H. Shapiro, and S. Lloyd. “Gaussian quantum information”. In: *Reviews of Modern Physics* 84.2 (May 2012), pp. 621–669. doi: 10.1103/revmodphys.84.621.
- [7] G. Adesso, S. Ragy, and A. R. Lee. “Continuous Variable Quantum Information: Gaussian States and Beyond”. In: *Open Systems & Information Dynamics* 21.01n02 (Mar. 2014), p. 1440001. doi: 10.1142/s1230161214400010.
- [8] W. Asavanant, Y. Shiozawa, S. Yokoyama, B. Charoensombutamom, H. Emura, R. N. Alexander, S. Takeda, J. ichi Yoshikawa, N. C. Menicucci, H. Yonezawa, and A. Furusawa. “Generation of time-domain-multiplexed two-dimensional cluster state”. In: *Science* 366.6463 (Oct. 2019), pp. 373–376. doi: 10.1126/science.aay2645.
- [9] M. V. Larsen, X. Guo, C. R. Breum, J. S. Neergaard-Nielsen, and U. L. Andersen. “Deterministic generation of a two-dimensional cluster state”. In: *Science* 366.6463 (Oct. 2019), pp. 369–372. doi: 10.1126/science.aay4354.
- [10] M. Chen, N. C. Menicucci, and O. Pfister. “Experimental Realization of Multipartite Entanglement of 60 Modes of a Quantum Optical Frequency Comb”. In: *Physical Review Letters* 112.12 (Mar. 2014). doi: 10.1103/physrevlett.112.120505.
- [11] W. Asavanant, B. Charoensombutamom, S. Yokoyama, T. Ebihara, T. Nakamura, R. N. Alexander, M. Endo, J. ichi Yoshikawa, N. C. Menicucci, H. Yonezawa, and A. Furusawa. “Time-Domain-Multiplexed Measurement-Based Quantum Operations with 25-MHz Clock Frequency”. In: *Physical Review Applied* 16.3 (Sept. 2021). doi: 10.1103/physrevapplied.16.034005.
- [12] M. V. Larsen, X. Guo, C. R. Breum, J. S. Neergaard-Nielsen, and U. L. Andersen. “Deterministic multi-mode gates on a scalable photonic quantum computing platform”. In: *Nature Physics* 17.9 (July 2021), pp. 1018–1023. doi: 10.1038/s41567-021-01296-y.
- [13] S. Lloyd and S. L. Braunstein. “Quantum Computation over Continuous Variables”. In: *Physical Review Letters* 82.8 (Feb. 1999), pp. 1784–1787. doi: 10.1103/physrevlett.82.1784.
- [14] D. Gottesman, A. Kitaev, and J. Preskill. “Encoding a qubit in an oscillator”. In: *Physical Review A* 64.1 (June 2001). doi: 10.1103/physreva.64.012310.

- [15] A. Mari and J. Eisert. “Positive Wigner Functions Render Classical Simulation of Quantum Computation Efficient”. In: *Physical Review Letters* 109.23 (Dec. 2012). doi: 10.1103/physrevlett.109.230503.
- [16] J.-W. Pan, Z.-B. Chen, C.-Y. Lu, H. Weinfurter, A. Zeilinger, and M. Żukowski. “Multi-photon entanglement and interferometry”. In: *Rev. Mod. Phys.* 84.2 (2012), pp. 777–838. doi: 10.1103/revmodphys.84.777.
- [17] A. E. Lita, A. J. Miller, and S. W. Nam. “Counting near-infrared single-photons with 95% efficiency”. In: *Opt. Express* 16.5 (2008), p. 3032. doi: 10.1364/oe.16.003032.
- [18] B. Calkins, P. L. Mennea, A. E. Lita, B. J. Metcalf, W. S. Kolthammer, A. L. Linares, J. B. Spring, P. C. Humphreys, R. P. Mirin, J. C. Gates, P. G. R. Smith, I. A. Walmsley, T. Gerrits, and S. W. Nam. “High quantum efficiency photon-number-resolving detector for photonic on-chip information processing”. In: *CLEO: 2013*. OSA, 2013. doi: {10.1364/cleo_qels.2013.qm41.1}.
- [19] F. Marsili, V. B. Verma, J. A. Stern, S. Harrington, A. E. Lita, T. Gerrits, I. Vayshenker, B. Baek, M. D. Shaw, R. P. Mirin, and S. W. Nam. “Detecting single infrared photons with 93% system efficiency”. In: *Nature Photon* 7.3 (2013), pp. 210–214. doi: 10.1038/nphoton.2013.13.
- [20] G. Harder, T. J. Bartley, A. E. Lita, S. W. Nam, T. Gerrits, and C. Silberhorn. “Single-Mode Parametric-Down-Conversion States with 50 Photons as a Source for Mesoscopic Quantum Optics”. In: *Phys. Rev. Lett.* 116.14 (2016). doi: 10.1103/physrevlett.116.143601.
- [21] I. A. Burenkov, A. K. Sharma, T. Gerrits, G. Harder, T. J. Bartley, C. Silberhorn, E. A. Goldschmidt, and S. V. Polyakov. “Full statistical mode reconstruction of a light field via a photon-number-resolved measurement”. In: *Phys. Rev. A* 95.5 (2017). doi: 10.1103/physreva.95.053806.
- [22] J. Sperling, W. Clements, A. Eckstein, M. Moore, J. Renema, W. Kolthammer, S. Nam, A. Lita, T. Gerrits, W. Vogel, G. Agarwal, and I. Walmsley. “Detector-Independent Verification of Quantum Light”. In: *Phys. Rev. Lett.* 118.16 (2017). doi: 10.1103/physrevlett.118.163602.
- [23] M. Endo, T. Sonoyama, M. Matsuyama, F. Okamoto, S. Miki, M. Yabuno, F. China, H. Terai, and A. Furusawa. “Quantum detector tomography of a superconducting nanostrip photon-number-resolving detector”. In: *Optics Express* 29.8 (2021), p. 11728. doi: 10.1364/oe.423142.
- [24] B. Korzh, Q.-Y. Zhao, J. P. Allmaras, S. Frasca, T. M. Autry, E. A. Bersin, A. D. Beyer, R. M. Briggs, B. Bumble, M. Colangelo, G. M. Crouch, A. E. Dane, T. Gerrits, A. E. Lita, F. Marsili, G. Moody, C. Peña, E. Ramirez, J. D. Rezac, N. Sinclair, M. J. Stevens, A. E. Velasco, V. B. Verma, E. E. Wollman, S. Xie, D. Zhu, P. D. Hale, M. Spiropulu, K. L. Silverman, R. P. Mirin, S. W. Nam, A. G. Kozorezov, M. D. Shaw, and K. K. Berggren. “Demonstration of sub-3 ps temporal resolution with a superconducting nanowire single-photon detector”. In: *Nature Photonics* 14.4 (2020), pp. 250–255. doi: 10.1038/s41566-020-0589-x.
- [25] J. P. Höpker, T. Gerrits, A. Lita, S. Krapick, H. Herrmann, R. Ricken, V. Quiring, R. Mirin, S. W. Nam, C. Silberhorn, and T. J. Bartley. “Integrated transition edge sensors on titanium in-diffused lithium niobate waveguides”. In: *APL Photonics* 4.5 (2019), p. 056103. doi: 10.1063/1.5086276.
- [26] J. Hloušek, M. Dudka, I. Straka, and M. Ježek. “Accurate Detection of Arbitrary Photon Statistics”. In: *Physical Review Letters* 123.15 (2019). doi: 10.1103/physrevlett.123.153604.

- [27] M. Dakna, J. Clausen, L. Knöll, and D.-G. Welsch. “Generation of arbitrary quantum states of traveling fields”. In: *Physical Review A* 59.2 (Feb. 1999), pp. 1658–1661. doi: 10.1103/physreva.59.1658.
- [28] A. Zavatta. “Quantum-to-Classical Transition with Single-Photon-Added Coherent States of Light”. In: *Science* 306.5696 (Oct. 2004), pp. 660–662. doi: 10.1126/science.1103190.
- [29] P. Marek, R. Filip, and A. Furusawa. “Deterministic implementation of weak quantum cubic nonlinearity”. In: *Physical Review A* 84.5 (Nov. 2011). doi: 10.1103/physreva.84.053802.
- [30] A. Ourjoumtsev, R. Tualle-Broui, J. Laurat, and P. Grangier. “Generating Optical Schrodinger Kittens for Quantum Information Processing”. In: *Science* 312.5770 (Apr. 2006), pp. 83–86. doi: 10.1126/science.1122858.
- [31] A. Tipsmark, R. Dong, A. Laghaout, P. Marek, M. Ježek, and U. L. Andersen. “Experimental demonstration of a Hadamard gate for coherent state qubits”. In: *Phys. Rev. A* 84.5 (2011). doi: 10.1103/physreva.84.050301.
- [32] M. A. Usuga, C. R. Müller, C. Wittmann, P. Marek, R. Filip, C. Marquardt, G. Leuchs, and U. L. Andersen. “Noise-powered probabilistic concentration of phase information”. In: *Nature Phys* 6.10 (2010), pp. 767–771. doi: 10.1038/nphys1743.
- [33] J. Fiurášek, R. García-Patrón, and N. J. Cerf. “Conditional generation of arbitrary single-mode quantum states of light by repeated photon subtractions”. In: *Physical Review A* 72.3 (Sept. 2005). doi: 10.1103/physreva.72.033822.
- [34] P. Marek, R. Filip, H. Ogawa, A. Sakaguchi, S. Takeda, J. ichi Yoshikawa, and A. Furusawa. “General implementation of arbitrary nonlinear quadrature phase gates”. In: *Physical Review A* 97.2 (Feb. 2018). doi: 10.1103/physreva.97.022329.
- [35] S. Ghose and B. C. Sanders. “Non-Gaussian ancilla states for continuous variable quantum computation via Gaussian maps”. In: *Journal of Modern Optics* 54.6 (Mar. 2007), pp. 855–869. doi: 10.1080/09500340601101575.
- [36] M. Yukawa, K. Miyata, T. Mizuta, H. Yonezawa, P. Marek, R. Filip, and A. Furusawa. “Generating superposition of up-to three photons for continuous variable quantum information processing”. In: *Optics Express* 21.5 (Feb. 2013), p. 5529. doi: 10.1364/oe.21.005529.
- [37] S. Konno, A. Sakaguchi, W. Asavanant, H. Ogawa, M. Kobayashi, P. Marek, R. Filip, J. ichi Yoshikawa, and A. Furusawa. “Nonlinear Squeezing for Measurement-Based Non-Gaussian Operations in Time Domain”. In: *Phys. Rev. Applied* 15.2 (2021). doi: 10.1103/physrevapplied.15.024024.
- [38] J. Tiedau, T. J. Bartley, G. Harder, A. E. Lita, S. W. Nam, T. Gerrits, and C. Silberhorn. “Scalability of parametric down-conversion for generating higher-order Fock states”. In: *Physical Review A* 100.4 (2019). doi: 10.1103/physreva.100.041802.
- [39] J. ichi Yoshikawa, M. Bergmann, P. van Loock, M. Fuwa, M. Okada, K. Takase, T. Toyama, K. Makino, S. Takeda, and A. Furusawa. “Heralded creation of photonic qudits from parametric down-conversion using linear optics”. In: *Physical Review A* 97.5 (2018). doi: 10.1103/physreva.97.053814.
- [40] N. Sangouard, C. Simon, N. Gisin, J. Laurat, R. Tualle-Broui, and P. Grangier. “Quantum repeaters with entangled coherent states”. In: *Journal of the Optical Society of America B* 27.6 (2010), A137. doi: 10.1364/josab.27.00a137.

- [41] K. Huang, H. L. Jeannic, V. B. Verma, M. D. Shaw, F. Marsili, S. W. Nam, E. Wu, H. Zeng, O. Morin, and J. Laurat. “Experimental quantum state engineering with time-separated heraldings from a continuous-wave light source: A temporal-mode analysis”. In: *Physical Review A* 93.1 (2016). doi: 10.1103/physreva.93.013838.
- [42] K. Takase, J. ichi Yoshikawa, W. Asavanant, M. Endo, and A. Furusawa. “Generation of optical Schrödinger cat states by generalized photon subtraction”. In: *Physical Review A* 103.1 (2021). doi: 10.1103/physreva.103.013710.
- [43] Y.-S. Ra, A. Dufour, M. Walschaers, C. Jacquard, T. Michel, C. Fabre, and N. Treps. “Non-Gaussian quantum states of a multimode light field”. In: *Nature Physics* 16.2 (2019), pp. 144–147. doi: 10.1038/s41567-019-0726-y.
- [44] K. Miyata, H. Ogawa, P. Marek, R. Filip, H. Yonezawa, J. ichi Yoshikawa, and A. Furusawa. “Implementation of a quantum cubic gate by an adaptive non-Gaussian measurement”. In: *Physical Review A* 93.2 (Feb. 2016). doi: 10.1103/physreva.93.022301.
- [45] J. Provazník, L. Lachman, R. Filip, and P. Marek. “Benchmarking photon number resolving detectors”. In: *Optics Express* 28.10 (May 2020), p. 14839. doi: 10.1364/oe.389619.
- [46] F. M. Miatto and N. Quesada. “Fast optimization of parametrized quantum optical circuits”. In: *Quantum* 4, 366 (2020) (2020). doi: 10.22331/q-2020-11-30-366. eprint: arXiv:2004.11002.
- [47] N. Killoran, J. Izaac, N. Quesada, V. Bergholm, M. Amy, and C. Weedbrook. “Strawberry Fields: A Software Platform for Photonic Quantum Computing”. In: *Quantum* 3 (2019), p. 129. doi: 10.22331/q-2019-03-11-129.
- [48] N. Quesada, L. G. Helt, J. Izaac, J. M. Arrazola, R. Shahrokhshahi, C. R. Myers, and K. K. Sabapathy. “Simulating realistic non-Gaussian state preparation”. In: *Physical Review A* 100.2 (2019). doi: 10.1103/physreva.100.022341.
- [49] B. Gupt, J. Izaac, and N. Quesada. “The Walrus: a library for the calculation of hafnians, Hermite polynomials and Gaussian boson sampling”. In: *Journal of Open Source Software* 4.44 (2019), p. 1705. doi: 10.21105/joss.01705.
- [50] T. R. Bromley, J. M. Arrazola, S. Jahangiri, J. Izaac, N. Quesada, A. D. Gran, M. Schuld, J. Swinerton, Z. Zabaneh, and N. Killoran. “Applications of near-term photonic quantum computers: software and algorithms”. In: *Quantum Science and Technology* 5.3 (2020), p. 034010. doi: 10.1088/2058-9565/ab8504.
- [51] L. Fox. “How to get meaningless answers in scientific computation (and what to do about it)”. In: *Institute of Mathematics and its Applications Bulletin* 7 (1971), 296–302.
- [52] D. Goldberg. “What every computer scientist should know about floating-point arithmetic”. In: *ACM Computing Surveys* 23.1 (Mar. 1991), pp. 5–48. doi: 10.1145/103162.103163.
- [53] N. Higham. *Accuracy and stability of numerical algorithms*. Philadelphia: Society for Industrial and Applied Mathematics, 2002.
- [54] G. Dahlquist. *Numerical methods*. Mineola, N.Y: Dover Publications, 2003.
- [55] M. Heath. *Scientific computing : an introductory survey*. Philadelphia, Pennsylvania: Society for Industrial and Applied Mathematics (SIAM), 2018.
- [56] M. Yukawa, K. Miyata, H. Yonezawa, P. Marek, R. Filip, and A. Furusawa. “Emulating quantum cubic nonlinearity”. In: *Physical Review A* 88.5 (Nov. 2013). doi: 10.1103/physreva.88.053816.

- [57] M. Bohmann, J. Tiedau, T. Bartley, J. Sperling, C. Silberhorn, and W. Vogel. “Incomplete Detection of Nonclassical Phase-Space Distributions”. In: *Physical Review Letters* 120.6 (Feb. 2018). doi: 10.1103/physrevlett.120.063607.
- [58] J. S. Ivan, K. K. Sabapathy, and R. Simon. “Operator-sum representation for bosonic Gaussian channels”. In: *Physical Review A* 84.4 (Oct. 2011). doi: 10.1103/physreva.84.042311.
- [59] K. E. Cahill and R. J. Glauber. “Density Operators and Quasiprobability Distributions”. In: *Physical Review* 177.5 (Jan. 1969), pp. 1882–1902. doi: 10.1103/physrev.177.1882.
- [60] V. Kala, P. Marek, and R. Filip. *Cubic nonlinear squeezing under decoherence*. 2021. arXiv: 2107.06036 [quant-ph].
- [61] A. M. Turing. “On Computable Numbers, with an Application to the Entscheidungsproblem”. In: *Proceedings of the London Mathematical Society* s2-42.1 (1937), pp. 230–265. doi: 10.1112/plms/s2-42.1.230.
- [62] IEEE. “Institute of Electrical and Electronics Engineers: Standard for Floating-Point Arithmetic”. In: *IEEE Std 754-2008* (2008), pp. 1–70. doi: 10.1109/IEEESTD.2008.4610935.
- [63] R. Barlow. *Statistics : a guide to the use of statistical methods in the physical sciences*. Chichester, England New York: Wiley, 1989.
- [64] P. Bevington. *Data reduction and error analysis for the physical sciences*. Boston: McGraw-Hill, 2003.
- [65] H. Bateman. *Higher transcendental functions*. Malabar, Florida: R.E. Krieger Pub. Co, 1981.
- [66] N. J. Higham. “The Scaling and Squaring Method for the Matrix Exponential Revisited”. In: *SIAM Journal on Matrix Analysis and Applications* 26.4 (Jan. 2005), pp. 1179–1193. doi: 10.1137/04061101x.
- [67] A. H. Al-Mohy and N. J. Higham. “A New Scaling and Squaring Algorithm for the Matrix Exponential”. In: *SIAM Journal on Matrix Analysis and Applications* 31.3 (Jan. 2010), pp. 970–989. doi: 10.1137/09074721x.
- [68] G. Golub. *Matrix computations*. Baltimore: The Johns Hopkins University Press, 2013.
- [69] V. Strassen. “Gaussian elimination is not optimal”. In: *Numerische Mathematik* 13.4 (Aug. 1969), pp. 354–356. doi: 10.1007/bf02165411.
- [70] C. R. Harris, K. J. Millman, S. J. van der Walt, R. Gommers, P. Virtanen, D. Cournapeau, E. Wieser, J. Taylor, S. Berg, N. J. Smith, R. Kern, M. Picus, S. Hoyer, M. H. van Kerkwijk, M. Brett, A. Haldane, J. F. del Río, M. Wiebe, P. Peterson, P. Gérard-Marchant, K. Sheppard, T. Reddy, W. Weckesser, H. Abbasi, C. Gohlke, and T. E. Oliphant. “Array programming with NumPy”. In: *Nature* 585.7825 (2020), pp. 357–362. doi: 10.1038/s41586-020-2649-2.
- [71] P. Virtanen et al. “SciPy 1.0: fundamental algorithms for scientific computing in Python”. In: *Nature Methods* 17.3 (2020), pp. 261–272. doi: 10.1038/s41592-019-0686-2.
- [72] J. Johansson, P. Nation, and F. Nori. “QuTiP 2: A Python framework for the dynamics of open quantum systems”. In: *Computer Physics Communications* 184.4 (2013), pp. 1234–1240. doi: 10.1016/j.cpc.2012.11.019.
- [73] L. Dalcin and Y.-L. L. Fang. “mpi4py: Status Update After 12 Years of Development”. In: *Computing in Science & Engineering* 23.4 (2021), pp. 47–54. doi: 10.1109/mcse.2021.3083216.

- [74] J. D. Hunter. “Matplotlib: A 2D graphics environment”. In: *Computing in Science & Engineering* 9.3 (2007), pp. 90–95. doi: 10.1109/MCSE.2007.55.
- [75] T. Kluyver, B. Ragan-Kelley, F. Pérez, B. Granger, M. Bussonnier, J. Frederic, K. Kelley, J. Hamrick, J. Grout, S. Corlay, P. Ivanov, D. Avila, S. Abdalla, C. Willing, and J. development team. “Jupyter Notebooks - a publishing format for reproducible computational workflows”. In: *Positioning and Power in Academic Publishing: Players, Agents and Agendas*. Ed. by F. Loizides and B. Schmidt. Netherlands: IOS Press, 2016, pp. 87–90.
- [76] A. Meurer, C. P. Smith, M. Paprocki, O. Čertík, S. B. Kirpichev, M. Rocklin, A. Kumar, S. Ivanov, J. K. Moore, S. Singh, T. Rathnayake, S. Vig, B. E. Granger, R. P. Muller, F. Bonazzi, H. Gupta, S. Vats, F. Johansson, F. Pedregosa, M. J. Curry, A. R. Terrel, S. Roučka, A. Saboo, I. Fernando, S. Kulal, R. Cimrman, and A. Scopatz. “SymPy: symbolic computing in Python”. In: *PeerJ Computer Science* 3 (Jan. 2017), e103. doi: 10.7717/peerj-cs.103.
- [77] H. Robbins. “A Remark on Stirling's Formula”. In: *The American Mathematical Monthly* 62.1 (Jan. 1955), p. 26. doi: 10.2307/2308012.