

# Choosing an algorithmic fairness metric for an online marketplace:

Detecting and quantifying algorithmic bias on LinkedIn

YinYin Yu\*

LinkedIn, yinyin.yu14@gmail.com

Guillaume Saint-Jacques

Apple, guillaume.saintjacques@gmail.com

In this paper, we derive an algorithmic fairness metric for the recommendation algorithms that power LinkedIn from the fairness notion of *equal opportunity for equally qualified candidates*. We borrow from the economic literature on discrimination to arrive at a test for detecting algorithmic discrimination, which we then use to audit two algorithms from LinkedIn with respect to gender bias. Moreover, we introduce a framework for distinguishing algorithmic bias from human bias, both of which can potentially exist on a two-sided platform.

## 1 INTRODUCTION

There has been extensive discussion in the literature about the fairness in algorithms as machine learning becomes more and more pervasive in molding decision makings around us. Some examples including setting bail [4], granting loan applications [3], granting college admission [5], and hiring [1]. In this paper, we discuss how LinkedIn, a widely used online professional platform audits its recommendation algorithms. In particular, we discuss our selection of a fairness metric as well as our application to two recommendation algorithms that LinkedIn uses. Finally, we discuss the measurement of algorithmic bias on a two-sided platform where human bias can potentially exist, and introduces a framework of how to separate the two sources of bias.

## 2 BACKGROUND

### 2.1 About LinkedIn

LinkedIn is an online platform designed for professional networking, job seeking, recruiting, and career development, with over 770 million members across 200 countries and territories. LinkedIn enables registered members to, among other things, connect with other professionals, distribute and consume content, and search for jobs. It also hosts a myriad of functionalities created to meet the needs of employers, including job posting, candidate search, and event hosting, among other features.

Like most online platforms, LinkedIn is powered by a set of algorithms that helps users parse through the vast quantity of information that exists on the platform. For example, the People You May Know (PYMK) algorithm helps members

---

\* All work was completed while the authors were employed by LinkedIn.

grow their network by recommending potential professional connections. The InstaJob algorithm notifies job seekers of certain newly posted jobs to which they may be interested in applying. The Recruiter Search algorithm returns a ranked list of relevant candidates for a keyword search initiated by a recruiter. The Feed algorithm helps members sort relevant content from their professional networks. These are just a few examples of the many algorithms that power LinkedIn.

## 2.2 LinkedIn algorithms

Most of LinkedIn’s algorithms are recommendation algorithms, which will be the focus of this paper. A recommendation algorithm makes recommendations to human decision makers who have the ultimate agency in deciding whether to act on the recommended candidates. For example, the InstaJob algorithm recommends certain newly posted jobs to job seekers and encourages them to apply, but the decision of whether to apply ultimately lies in the hands of the job seekers<sup>1</sup>. PYMK recommends potential connections to help broaden members’ networks, but members decide whether to act on the recommendations and connect with each other. We refer to the party for whom the recommendations are made as the “viewer” and the recommended entities as the “candidates”. The success of a recommendation algorithm is evidenced by the actions that the viewer takes with respect to the candidates, i.e., a recommendation is successful if it is adopted by the viewer. Therefore, a recommendation algorithm’s objective is usually a function of actions. For example, the InstaJob algorithm scores job-member pairs based on the predicted value of an objective that is a function the member’s application decision and the attention his/her application receives from recruiters, conditional on being notified:

$$Y_i = \alpha * 1(\text{applied to job \& received no recruiter attention} \mid \text{notified})_i \\ + 1(\text{applied to job \& received recruiter attention} \mid \text{notified})_i$$

where  $i$  is the job-candidate subscript, and  $\alpha \in (0,1)$  is a (proprietary) scalar parameter that determines how the algorithm rewards applications with recruiter attention relative to those without. Similarly, the PYMK algorithm scores candidate members based on their propensity to connect with the viewer member and engage in downstream interactions conditional on connecting.

## 2.3 Notations

We will focus on pointwise recommendation algorithms in this paper; see [7] for an extension of the methodology discussed in this paper for listwise ranking algorithms<sup>2</sup>. A pointwise recommendation algorithm scores candidates based on predictions of its objective,  $s(X) \equiv E[Y|X]$ <sup>3</sup>, where  $X$  is a set of features used in the prediction. This score is in turn used to allocate opportunities. For classification algorithms, the treatment,  $T_i \in \{0,1\}$ , is allocated to those whose score falls above a common threshold,  $T_i = 1(s_i \geq \bar{S})$ . For ranking algorithms, candidates are ranked in decreasing order of their scores,  $s(X)$ , where higher-positioned ranks are considered better; in the context of ranking, we use  $T_i \in \{0,1\}$  to denote whether the candidate has been impressed by the viewer. We will refer to the actual value of  $Y_i$  that is realized for candidate  $i$  after being treated/impressed as  $i$ ’s *realized outcome*,  $Y_i^*$ ; these are the actions that were taken with respect to the algorithm’s recommendation  $i$ . A candidate’s realized outcome is a realization his/her unobserved *true qualification*. We formulate the data generating process as follows: a candidate’s realized outcome,  $Y_i$ , is a draw from a distribution

<sup>1</sup> Note that, aside from receiving an InstaJob notification, members can also discover these jobs on or off LinkedIn’s platform, including through LinkedIn’s search functionality.

<sup>2</sup> In a pointwise algorithm, the score is comparable across different queries, i.e.,  $s(X) = s$  has the same interpretation in terms of its prediction of  $Y$  across different calls to the algorithm. In contrast, the score is not comparable across queries in a listwise ranking algorithm; although each ranking is still created in decreasing order of the score, the same score value may mean different things across different ranked lists.

<sup>3</sup> The score of some pointwise algorithms may not on the same scale as  $Y$ ; the methodology discussed in this paper still holds in this case. For ease of notation, we will assume  $s(X) \equiv E[Y|X]$  without loss of generality.

parameterized by the candidates' true qualification,  $F(\cdot; q_i)$ , where  $F(\cdot; q_1)$  first-order stochastically dominates  $F(\cdot; q_2)$  if  $q_1 > q_2$ . The condition of first-order stochastic dominance is a representation of the condition that better qualified candidates (higher  $q_i$ ) realizes better outcomes (higher  $Y_i$ ), on average. Note that  $F$  is specific to the algorithm's objective; i.e., a different objective corresponds to a different  $F$ . For example, InstaJob outcomes and PYMK outcomes come from different distributions because the two algorithms have different objectives. Finally, we denote candidate  $i$ 's group membership by  $G_i$ ; in this paper, we investigate group-based fairness where the candidates being classified/ranked belong in groups of interest.

### 3 TRANSLATING A FAIRNESS MISSION INTO A FAIRNESS METRIC

The algorithmic fairness literature has entertained a variety of conflicting fairness metrics, some of which cannot hold simultaneously except under special conditions [6]. Recent works have attempted to provide discussions on the pros of cons of different algorithmic fairness metrics [2]. In this paper, we take a slightly different approach by deriving an algorithmic fairness metric from a fairness mission. We also discuss some desirable properties that a fairness metric suitable for a two-sided platform such as LinkedIn should have and examine where other common fairness metrics fall short.

#### 3.1 LinkedIn's fairness mission

LinkedIn's fairness mission is to provide *equal opportunities for equally qualified candidates, regardless of their identities* [8]. In addition to identifying an algorithmic fairness metric that embodies LinkedIn's fairness mission, there are a couple of desirable properties that we believe a good algorithmic fairness metric should have

1. An algorithmic fairness metric should only capture the bias that the algorithm introduces onto the platform, on top of any other potential sources of bias, and
2. An algorithmic fairness metric should be invariant to potential differences in preferences or qualification distributions between groups, much of which is unobserved and difficult to quantify.

The first criterion arises from the fact that, on a two-sided platform like LinkedIn, there are many actors at play in addition to the algorithm. For example, job seekers and recruiters may potentially have biases that affect the way they use LinkedIn and interact with each other. Later in the paper, we will discuss the rationale behind separating out biases by their source. The second criterion stipulates that any bias metric should be robust to the fact that different groups may have different preferences or qualification distributions, which is a product of society and have been documented to exist. For example, men and women may make different education and career decisions, much of which predates their usage of LinkedIn but will affect their behavior on the platform. A good algorithmic fairness metric should not impose restrictions on the preferences or qualifications that different groups may have. Later in the paper, we show that many common algorithmic fairness metrics do not have this property, which leads to the conflation of differences in qualification and algorithmic bias.

#### 3.2 Equal opportunity for equally qualified

Opportunities come in many shapes and forms on LinkedIn. For example, the PYMK algorithm helps surface opportunities for members to connect by recommending one member to another, the Feed algorithm gives members opportunities to disseminate potentially useful information by surfacing them in other members' Feeds, and the InstaJob algorithm enables members to be one of the first to apply for certain jobs by notifying them that a relevant job has just been posted<sup>4</sup>. In the

---

<sup>4</sup> Note that the information being surfaced through LinkedIn's algorithms (PYMK, Feed, InstaJob, etc.) can be found even if it was not surfaced by the algorithm. For example, a member can discover other members through LinkedIn's search function, and they are not restricted to just those recommended by PYMK.

context of an algorithm, the opportunities that LinkedIn allocates usually come in the form of a slot in a ranking or a treatment (e.g., a notification). Here we want to differentiate an *opportunity* from an *outcome*. An opportunity is an offering over which LinkedIn has full control; e.g., recommending one member to another, sending a member a notification, etc. In contrast, an outcome is the action(s) taken in response to the opportunities that LinkedIn confers and requires the voluntary participation of members (e.g., sending/accepting a connection invite, applying to a recommended job, etc.). For example, PYMK is a ranking algorithm that recommends potential connections to members. LinkedIn offers an opportunity to a candidate by recommending him/her to a viewer; however, it is up to the viewer and the candidate to decide whether they want to connect. In this case, the outcome is whether a connection resulted from the recommendation.

Not all opportunities are created equal. In the context of a classification algorithm, different treatments constitute different opportunities. In many instances, such as InstaJobs, getting the treatment may be a better opportunity than not, because you may learn of a job posting earlier than if you had search for it yourself on LinkedIn or elsewhere. In the context of a ranking algorithm, higher positioned ranks are better opportunities because they have a better chance of being seen by the viewer, as the viewer may not scroll down far enough to see lower ranked candidates. A pointwise scoring algorithm allocates opportunities based on scores. A classification algorithm doles out treatments to all candidates whose score is above a common threshold and withhold treatment from those who do not meet the threshold,  $T_i = 1(s_i \geq \bar{S})$ , so candidates with the same scores will receive the same treatment. A ranking algorithm ranks candidates in decreasing orders of scores, candidates with the same scores will receive, on average, the same rank. Therefore, in the context of pointwise scoring algorithms, equal scores means equal opportunities, because candidates who have the same score will receive the same treatment, on average.

What determines a member's qualification for an opportunity? If we were to introduce the same set of candidates to two recruiters and ask them to rank these candidates by qualification, the recruiters will probably arrive at different rankings, because they may have different criteria when it comes to assessing candidates' qualifications. The criteria an algorithm uses to determine a candidate's qualification for an opportunity is stipulated by its objective or training labels. For recommendation algorithms, the goal is to prioritize the most relevant recommendations, so better opportunities will be given to candidates with higher predicted outcome (the very outcome the algorithm is designed to predict). For example, InstaJob scores the “qualification” of candidates based on their predicted value of the following objective

$$Y_i = \alpha * 1(\text{applied to job \& received no recruiter attention})_i + 1(\text{applied to job \& received recruiter attention})_i$$

For simplicity, we will refer to these predictions as *predicted outcomes*,  $E[Y|X]$ . Ex-post (after the algorithm has been deployed and recommendations have been made), we observe the actions taken with respect to the recommendations and the candidate's realized outcome. In the case of InstaJob, the realized outcome is  $\alpha$  if the candidate applied to job but did not receive recruiter attention, 1 if the candidate applied to the job and received recruiter attention, and 0 if the candidate did not apply to the job after being notified. Note that the realized outcome is the very outcome that the scores are designed to predict, and it is a realization of the candidate's true qualification,  $Y_i \sim F(\cdot; q_i)$ .

Using the notations introduced above, candidates  $i$  and  $j$  are equally qualified if  $q_i = q_j$ . Therefore, we can mathematically express the fact that an algorithm to give *equal opportunity for equally qualified candidates* as follows

$$q_i = q_j \rightarrow s(X_i) = s(X_j)$$

Conversely, a violation of this fairness notion can be expressed as follows.

$$q_i = q_j \rightarrow s(X_i) > s(X_j)$$

In this case, candidate  $i$  and  $j$  are equally qualified, but the algorithm over-estimated the qualification of  $i$  relative to that of  $j$ . And since higher scores translate into better opportunities, the algorithm is biased against  $j$  relative to  $i$ .

Bias may creep into the algorithm in many ways. For example, if the training data is severely unbalanced, then the algorithm may be learning patterns predominantly from the majority group and in turn applying the same patterns to score all candidates during online model deployment; this can be problematic if minority groups do not follow the same mapping between features and outcome as the majority group. Another potential source of bias is non-representative training data; i.e., the data on which the model is trained is not representative of the population for which the model is making predictions. In this paper, we will focus on detection and quantification of bias and abstract from the source of the bias.

### 3.3 The Outcome Test

In this section, we will discuss how to empirically detect the algorithmic bias discussed in the previous section using the Outcome Test. The Outcome test originates from the Economics literature on discrimination and was first introduced by Gary S. Becker in his book *The Economics of Discrimination* (1957). It is the workhorse methodology in Economics for detecting taste-based discrimination against a group in situations such as employment and policing, and more recently has been adopted by the algorithmic fairness literature [2].

A common challenge in determining whether an agent is engaging in taste-based discrimination is that not all factors used by the agent in his/her decision making are observed by the auditor. For example, the auditor may observe an employer hiring disproportionately more men than women relative to the applicant pool, but this may be because the job requires particular skills that are disproportionately more likely to be held by male applicants than by female applicants. If the auditor does not know all the skills necessary for a candidate to be qualified for the job or is not able to assess candidates' skillset to the level of detail as the employer, then he/she cannot plausibly conclude that the employer is discriminating based on gender simply by comparing the gender distribution of candidates who received an offer to those who are "qualified", as the gender distribution of qualified candidate is not known to the auditors due to unobservables. The intuition behind the Outcome Test is to circumvent the issue of unobservables with the following insights:

1. If two people are equally qualified, then, on average, they should realize equal outcomes. For example, if two candidates are indeed equally qualified for a job, then they should perform equally well on the job if hired.
2. Taste-based discrimination amounts to applying different standard to different groups. To test whether different standards were applied to different groups, one should compare the outcome of the marginal candidate from each group. For example, in the context of hiring, a marginal candidate is someone who was just on the boarder between being hired and not being hired. Different marginal outcomes points to taste-based discrimination because the outcome of the marginal candidate, which is a realization of his/her true qualification, traces out the effective standard applied to each group.

The first insight says that, because the outcome is a realization of the candidate's qualification, we can deduce candidates' qualifications by looking at their outcomes. Looking at the outcomes helps to reduce the problem from the high dimensional space of a candidate's features, many of which may be unobserved to the auditor, to a one-dimensional space of outcomes. The second insight points out a problem known as *infra-marginality*. Infra-marginality says that differences in average outcomes between groups are not informative of whether one group is being discriminated against relative to other groups, because average statistics are a function of BOTH the standard applied to each group AND the distribution of true qualifications among group members, the latter of which is unobserved by the researcher and does not constitute discrimination.

We will illustrate the concept of infra-marginality in the following toy example. Consider an employment context where there are two groups of candidates,  $G_i \in \{X, O\}$ , whose inherent qualification,  $q_i$  follows the distributions shown in Figure 1. There are equal numbers of candidates from each group



Figure 1: Distribution of inherent qualifications by group

Candidates' inherent qualifications are observable to the employer but not to the auditor. The employer hires according to the following rule: hire  $h_i = 1(q_i \geq 0.6)$ . Assume candidates accept employment if offered. A candidate's outcome,  $Y_i \sim \text{Bernoulli}(q_i)$ , is a realization of a Bernoulli random variable parameterized by his/her inherent qualification,  $q_i$ , and is only observed if the candidate is hired. In this example, the employer is indeed giving equal opportunity to equally qualified candidates by applying a uniform hiring rule to both groups. But if we calculate the average outcome of candidates who are hired by group, we get

$$E(Y_i | h_i = 1, G_i = O) = \frac{0.6 * 2 + 0.8 + 1}{4} = 0.75$$

$$E(Y_i | h_i = 1, G_i = X) = \frac{0.6 * 4 + 0.8 * 5 + 1 * 3}{12} = 0.78$$

Through this example, we see that there can be differences between average group outcomes conditional on hiring even if the employer is being fair. This is because the average outcome is not only a function of the standard the employer applies to each group, but also of the distribution of inherent qualification that is unobserved to the auditor. If we change the distribution of inherent qualifications to that in Figure 2 without changing the employer's decision rule (still fair), we would get a different set of average outcomes. This shows that group average statistics conditional on treatment is not informative about fairness.

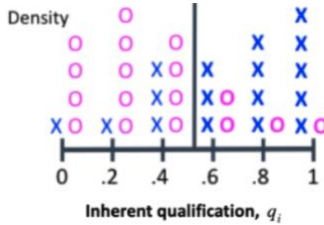


Figure 2: Distribution of inherent qualifications by group

$$E(Y_i | h_i = 1, G_i = O) = \frac{0.6 * 2 + 0.8 + 1}{4} = 0.75$$

$$E(Y_i | h_i = 1, G_i = X) = \frac{0.6 * 3 + 0.8 * 4 + 1 * 5}{12} = 0.83$$

Instead, to test whether or not different standards are applied to different groups, the auditor should look at the marginal outcome of each group. The *marginal outcome* of a group is the outcome of the least qualified candidate from that group to receive a particular treatment, which traces out the standard being applied to the group for receiving that treatment. In

this example, it is the outcome of the least qualified candidate to get hired (treatment) from each group. Here we see that the marginal outcome is equal across groups, and the Outcome Test correctly identifies this example as fair.

$$\begin{aligned} Y_o^{marginal} &= 0.6 \\ Y_x^{marginal} &= 0.6 \end{aligned}$$

The marginal outcomes demarcate the effective standard applied to each group, and the Outcome Test correctly identifies this example as unfair.

### 3.4 Applying the Outcome Test to algorithms

In the context of an algorithm, the definition of a “marginal candidate” is specific to the opportunity being offered. For a classification algorithm, everyone whose score is above a common threshold receives the same opportunity. Therefore, the marginal candidates are those whose score is right above the threshold; i.e., the candidates that the algorithm deems to be just qualified enough to receive treatment. For a ranking algorithm, a small change in a candidate’s score can result in a different opportunity (rank). In this case, each value the score takes constitutes a different margin, and we will test for equal (marginal) outcomes at each score value.

## 4 EMPIRICAL APPLICATION: DETECTING AND QUANTIFYING ALGORITHMIC BIAS

In this section, we apply the Outcome Test to two pointwise algorithms used at LinkedIn, a classification algorithm and a ranking algorithm, with respect to gender<sup>5</sup>, as well as counterfactuals to quantify the magnitude of the bias. These algorithms were not widely ramped and have since been deprecated. LinkedIn has bias detection and mitigation in place to catch and mitigate such bias.

### 4.1 InstaJob

InstaJob is an algorithm that notifies LinkedIn members (candidates) regarding certain newly listed job postings that they may be interested in applying to<sup>6</sup>. We present and audit a version of the InstaJob algorithm that has since been deprecated with respect to gender, which takes the following categories: male, female, unknown-gendered. The algorithm uses features about the job posting and the candidates to predict the probability the candidate will apply for the job as well as the probability the application will receive attention from the recruiter. Specifically, the algorithm scores candidates based on the predicted value of the following objective

$$\begin{aligned} Y_i = & \alpha * 1(\text{applied to job \& received no recruiter attention})_i \\ & + 1(\text{applied to job \& received recruiter attention})_i \end{aligned}$$

where  $i$  is the candidate-job subscript, and  $\alpha \in (0,1)$  is a (proprietary) scalar parameter that determines how the algorithm rewards applications with recruiter attention relative to those without. A notification is sent for all candidate-job pairs with a score above a common threshold.

Figure 3 plots average realized outcomes by gender for each score deciles. We see that male candidates systematically realizes higher outcomes than female candidates who were deemed to be similarly qualified by the algorithm and hence given similar scores (same score decile). The values of Y-axis is redacted for privacy reasons.

<sup>5</sup> This methodology can be applied to other groupings; however, we are unable to analyze or draw conclusions regarding other groupings due to the limited amount of data LinkedIn possesses regarding such groupings.

<sup>6</sup> Job seekers can still see and apply to the job on LinkedIn even if they do not receive an InstaJob notification regarding the job.

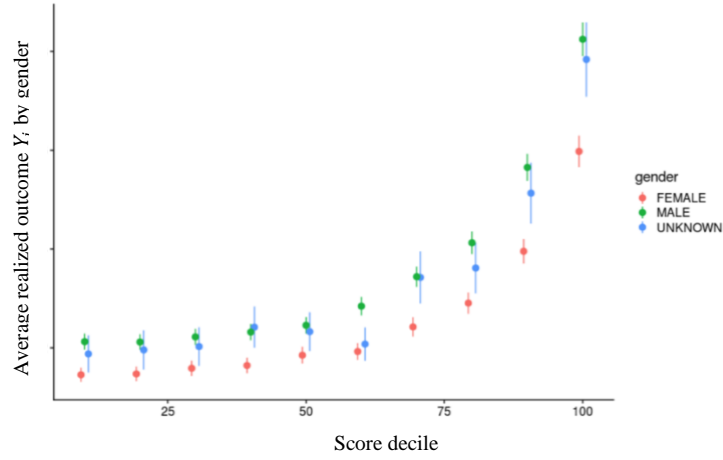


Figure 3: Average realized outcome by group for each score decile

We further control for the variation of scores within a decile using the following formulation and find that the gender gap persists between male and female. Figure 4 plots the estimated coefficients  $\beta_1$ ,  $\beta_2$  from running the following regression for each quantile

$$Y_i = \alpha + \beta_1 * 1(MALE)_i + \beta_2 * 1(UNKNOWN)_i + \gamma * score_i + \epsilon_i \quad (1)$$

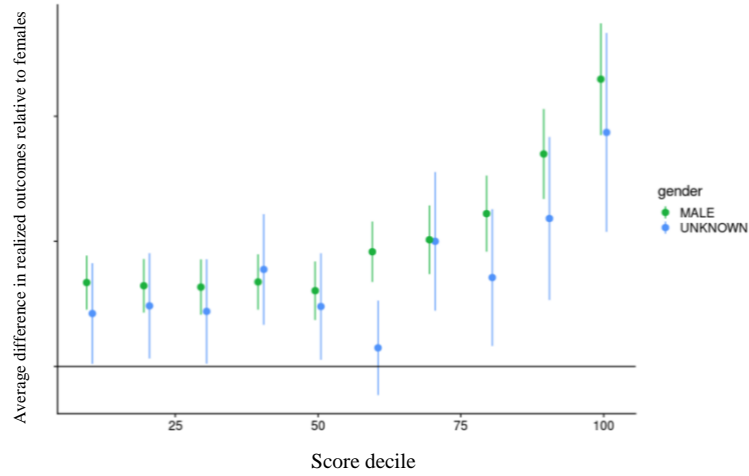


Figure 4: Difference in average realized outcome relative to females, controlling for score, for each score decile

A positive difference between male and female candidates' realized outcomes after controlling for scores indicates that the algorithm is under-predicting the realized outcome of male candidates relative to that of female candidates. And given that realized outcomes is a realization of the candidate's true qualification, it follows that the algorithm is under-predicting the



true qualification of one group relative to another. At the threshold, this suggests that some male candidates who did not receive a notification were indeed more qualified than some female candidates who did receive a notification.

Next, we quantify the bias between candidates by keeping the number of notifications sent for each job constant, but removing the miscalibration detected by the analysis above by using  $\hat{V}_i$  to allocate notifications rather than the score. Specifically, for a job that had  $N_j$  notifications sent, we simulate the change in total realized outcomes between the original allocation of notifications and a counterfactual state where we had notified the top  $N_j$  candidates in terms of  $\hat{V}_i$  for job  $j$ . We use observed outcomes for the original allocation and predicted outcomes  $\hat{V}_i$  for the counterfactual allocation (prediction is made using the estimate values of (1) from the corresponding score quantile). For those who did not receive a notification under the original allocation but would have received one under the counterfactual allocation, we predict their outcome using (1) where the coefficients are estimated from the marginal score quantile (the score quantile right above the threshold score).

Compared to the original (biased) formulation, the counterfactual would send 17% more notifications to male candidates and 5% more notifications to unknown-gendered candidates while reducing the number of notifications sent to female candidates by 22%. Because we are trading off more qualified candidates for less qualified candidates, the total realized outcome (the algorithm’s objective) would increase under the counterfactual compared to the original formulation. However, the change in total realized outcomes between the biased formulation and the counterfactual is <1% as the candidates that we are trading off near the threshold have very low propensities to respond to the notification by applying to the job and receiving subsequent recruiter interaction.

## 4.2 PYMK

In this section, we present the application of the Outcome Test to audit a version of the PYMK algorithm that has since been deprecated<sup>7</sup>. PYMK is a pointwise ranking algorithm that is a function of whether a connection invite was sent, accepted, and some metrics of downstream interaction between the connected members. The actual formula is proprietary and therefore redacted.

Figure 5 plots realized outcomes by gender for each score decile, from which we see that female candidates systematically realize higher outcomes compared to male candidates who were deemed by the algorithm to be similarly qualified and hence given similar scores (same score decile).

---

<sup>7</sup> LinkedIn has designed and implemented a solution to mitigate the potential biases described in this analysis.

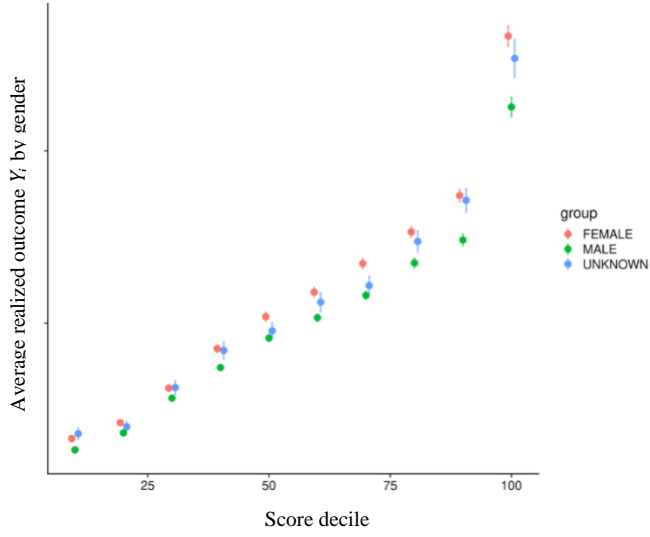


Figure 5: Average realized outcome by group for each score decile

We further control for the variation of scores within a decile using the following formulation and find that the gender gap persists between male and female. Figure 6 plots the estimated coefficients  $\beta_1$ ,  $\beta_2$  from running the following regression for each quantile. Note that  $Y_i$  is the realized outcome of PYMK's objective, which is different than that of InstaJob.

$$Y_i = \alpha + \beta_1 * 1(MALE)_i + \beta_2 * 1(UNKNOWN)_i + \gamma * score_i + \epsilon_i$$

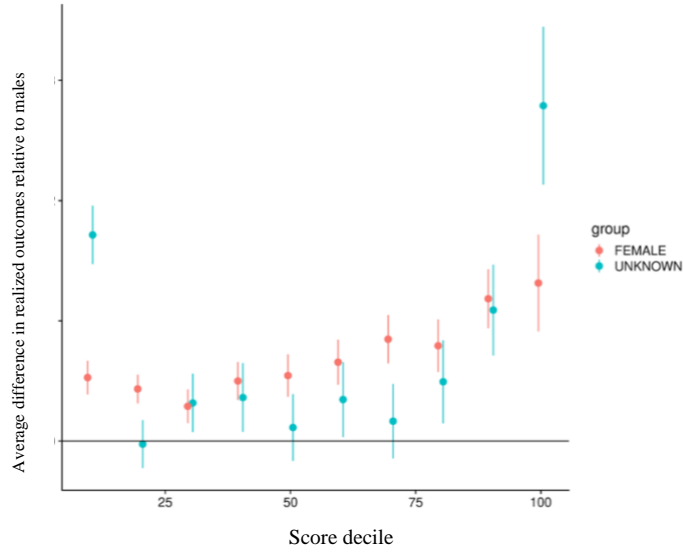


Figure 6: Difference in average realized outcome relative to females, controlling for score, for each score decile

A positive difference between female and male candidates' realized outcomes after controlling for scores indicates that the algorithm is under-predicting the realized outcome of female candidates relative to male candidates, and this can potentially result in mis-ranking between genders.

We quantify the magnitude of this bias by re-ranking impressed candidates based on  $\hat{Y}_i$ . Compared with the original ranking, removing between-gender miscalibration by ranking on  $\hat{Y}_i$  would increase female candidates' positions by an average of 0.43 ranks and unknown-gendered candidates' positions by an average of 0.34 ranks. This comes at the cost of a 0.37 position drop in the average rank of male candidates. This counterfactual is consistent with the fact that female and unknown-gendered candidates are being under-scored relative to their male counterparts.

## 5 DISCUSSION

### 5.1 Algorithmic bias vs human bias

As an online platform, LinkedIn hosts a variety of algorithms that make recommendations to members and customers. However, one's experience on LinkedIn is not only influenced by LinkedIn's algorithms but also the way in which members interact with other members. When it comes to ensuring fairness on LinkedIn, it is important to recognize that there are elements beyond LinkedIn's control; and when taking steps to detect, measure, and mitigate bias, it is helpful to distinguish between what we can and cannot fully control. We restrict our definition of algorithmic bias to the bias that our algorithms are solely responsible for, on top of any potential human bias or differences between groups. Likewise, we restrict our definition of human bias as the bias human actors exercise when evaluating choices that are available to them.

We illustrate how to define and distinguish algorithmic bias from human bias in the context of LinkedIn's recommendation algorithms using InstaJobs as an example. InstaJobs is an algorithm that recommends certain jobs to job seekers through a notification. When a job is posted, InstaJobs scores potential candidates based on a linear combination of their propensity to apply for the job if notified and their propensity to receive recruiter interactions on their applications conditional on applying. If this score lies above a certain common threshold then the algorithm sends a notification to the candidate alerting him/her that of the job posting.

One important feature about the InstaJob algorithm is that, like most algorithms on LinkedIn, it only makes recommendations, and the job seeker is the final decision maker in whether to apply for the job. In the case of InstaJobs, human bias can manifest in two ways.

- Job seeker bias - the job seeker can exercise self-censoring when deciding whether to apply to a job. There is evidence in the women self-censor more than similarly qualified men when it comes to applying for jobs [9].
- Recruiter bias - after job seekers have applied to a job, recruiters can be biased in deciding whose application they want to move forward based on groups.

Note, that these are biases that LinkedIn users can manifest upon getting a recommendation from LinkedIn (or in response to an action taken with respect to a recommendation from LinkedIn).

When thinking about how to define the bias for which LinkedIn algorithms are responsible, it is helpful to first define LinkedIn's role. LinkedIn operates as a matchmaker that facilitates the search and discovery of relevant resources in the labor market. As a matchmaker, LinkedIn bring value to our members by surfacing information that may be of interest to them or to other members with a mutual interest in connecting. For example, InstaJobs recommends potentially relevant jobs to job seekers through notifications. LinkedIn bring economic value to its members by highlighting jobs to job seekers where it suspects there may be mutual interest; i.e., the job seeker is interested in the job and the recruiter is interested in

the job seeker. While InstaJob would not be able to dictate actions on the part of job seekers or recruiters, and the job post would be visible to any job seeker on LinkedIn, it is designed to understand the preferences of both parties and to make recommendations accordingly. Therefore, we say that it exhibits algorithmic bias against one group if it under-predicts the propensity of that group to apply for the job if notified and/or the propensity of that group to receive recruiter interactions upon applying.

Why is it important to distinguish between algorithmic bias and human bias? Algorithmic bias and human bias require different mitigations, and being able to identify the correct source of bias allows us to enact the correct mitigation. Again, consider the example of InstaJobs. Algorithmic bias comes down to a problem in scoring, which can easily be fixed by fixing the scores. Fixing the scores is going to result in a different set of recommendations; for example, for classification algorithms like InstaJobs, fixing the scoring would change the set of candidates receiving notifications and/or the jobs being recommended; for ranking algorithms, fixing the scoring would change the order of candidates. However, this is not going to be effective in mitigating human bias; in particular, a different set of notifications would not make job seekers engage in less self-censoring or make biased recruiters less discriminatory. What could potentially be effective for mitigating human biases are product changes; for example, to mitigate self-censoring, which originates from a difference in subjective self-evaluation and how one would be evaluated by others, the platform could offer an objective evaluation of where a job seeker ranks in the pool of applicants in terms through messages such as "you are in the top 10% of applicants"; to mitigate recruiter bias, we could highlight applicants' experience and education to draw attention away from their profile pictures or names, which contain information about their groups. Of course, these types of behavioral interventions would not be effective in mitigating algorithmic bias. The 2x2 below illustrates the different mitigations necessary for different sources of biases.

**Example:** the InstaJob algorithm sends job notifications to members based on their propensity to apply to a newly posted job and their propensity to receive recruiter response

		Mitigation method	
		Algorithmic mitigation: fix the bias in scoring	Behavioral/product mitigation: e.g., surface more relevant information to minimize reliance on protected categories
Source of bias	Example: InstaJobs Algorithmic bias: algorithm under-predicts one group's outcome relative another's	✓	<b>Not effective:</b> behavioral interventions or product changes won't fix the bias in scoring
	Human bias: <u>Job seekers:</u> self-censoring <u>Recruiters:</u> taste-based discrimination	<b>Not effective:</b> changing notification decision will will not make job seekers engage in self-censor less or recruiters less discriminatory	<b>Job seekers:</b> "you are in the top 10% of applicants" <b>Recruiters:</b> highlight more relevant information like edu and experience

Formally, we define and differentiate between algorithmic bias and human bias as follows:

- Algorithmic bias - the algorithm underestimates one group's qualifications (as defined by the algorithm's objective/labels) relative to another.
- Human bias - human actors discriminates against one group relative to another based solely on their groups, all else being equal.

LinkedIn's goal is to make LinkedIn a fair platform for our members; understanding the source of bias and the appropriate mitigation is a significant step towards that direction.

## 5.2 Algorithm's objective

So far, LinkedIn has audited algorithms with respect to the objective they are given; this is because differences in any outcome other than the algorithm's objective function can simply be because the algorithm was not designed to make such predictions. However, we could think about extending the framework for ensuring "fairness" in the way that encompasses fairness in the design of the algorithm's objective. An analysis of such a framework and LinkedIn's approach to designing such an algorithm's objective, however, are beyond the scope of this paper.

## 6 CONCLUSION

In this paper, we discussed how we derived an algorithmic fairness metric for LinkedIn from the fairness mission of enabling equal opportunity for equally qualified candidates. The metric is consistent with how Economists measure taste-based discrimination in settings like employment and policing. We used this metric to audit a classification and a ranking algorithm at LinkedIn for between gender bias. Furthermore, we quantified the size of the bias in product metrics relevant to the algorithm being audited. Finally, we introduced a framework for how to decouple algorithmic bias from human bias on a two-sided marketplace such as LinkedIn, as well as the rationale behind the separation. In future work, we hope to apply this method to additional algorithms at LinkedIn.

## REFERENCES

- [1] Chalfin, Aaron, Oren Danieli, Andrew Hillis, Zubin Jelveh, Michael Luca, Jens Ludwig, and Sendhil Mullainathan. 2016. "Productivity and Selection of Human Capital with Machine Learning." *American Economic Review* 106 (5): 124–27.
- [2] Corbett-Davis, Sam, Sharad Goel. 2018. "The Measure and Mismeasure of Fairness: A Critical Review of Fair Machine Learning". <https://arxiv.org/abs/1808.00023>
- [3] Fuster, Andreas, Paul Goldsmith-Pinkham, Tarun Ramadorai, and Ansgar Walther. 2018. "Predictably Unequal? The Effects of Machine Learning on Credit Markets." <https://dx.doi.org/10.2139/ssrn.3072038>.
- [4] Kleinberg, Jon, Himabindu Lakkaraju, Jure Leskovec, Jens Ludwig, and Sendhil Mullainathan. 2018a. "Human Decisions and Machine Predictions." *Quarterly Journal of Economics* 133 (1): 237–93
- [5] Kleinberg, Jon, Jens Ludwig, Sendhil Mullainathan, and Ashesh Rambachan. 2018b. "Algorithmic Fairness." *AEA Papers and Proceedings* 108: 22–27.
- [6] Kleinberg, J., Mullainathan, S., and Raghavan, M. (2016). "Inherent trade-offs in the fair determination of risk scores." arXiv:1609.05807
- [7] Roth, Jonathan, Guillaume Saint-Jacques, YinYin Yu. 2021. "An Outcome Test of Discrimination for Ranked Lists"
- [8] "Using Data To Create Economic Opportunities For All Members of the Global Workforce". <https://www.widsconference.org/podcast-ya-xu.html> Retrieved 2022-01-21
- [9] "Why women don't apply for jobs unless they are 100 qualified", Tara Sophia Mohr, HBR. <https://hbr.org/2014/08/why-women-dont-apply-for-jobs-unless-theyre-100-qualified>. 2014-04-05