

Multiphoton Quantum van Cittert–Zernike Theorem

Nathaniel R. Miller,¹ Chenglong You,¹ Roberto de J. León-Montiel,^{2,*} and Omar S. Magaña-Loaiza¹

¹*Quantum Photonics Laboratory, Department of Physics & Astronomy,
Louisiana State University, Baton Rouge, LA 70803, USA*

²*Instituto de Ciencias Nucleares, Universidad Nacional Autónoma de México,
Apartado Postal 70-543, 04510 Cd. Mx., México*

(Dated: February 16, 2022)

Recent progress on quantum state engineering has enabled the preparation of quantum photonic systems comprising multiple interacting particles. Interestingly, multiphoton quantum systems can host many complex forms of interference and scattering processes that are essential to perform operations that are intractable on classical systems. However, the control of quantum multiphoton systems represents one of the most important challenges in the field of quantum optics. Here, we unveil new mechanisms to control nonclassical coherence of multiphoton systems, these interactions are described through the quantum version of the van Cittert-Zernike theorem. More specifically, we demonstrate that it is possible to exploit scattering and interference effects in a propagating multiphoton system to control its quantum properties of coherence. Furthermore, we show that the implementation of conditional measurements enables the preparation of multiphoton systems with attenuated quantum statistics below the shot-noise limit. We believe that the multiphoton quantum van Cittert-Zernike theorem will have important implications for describing the evolution of the properties of quantum coherence of many-body bosonic systems.

The van Cittert-Zernike theorem constitutes one of the pillars of optical physics [1, 2]. As such, this fundamental theorem provides the formalism to describe the modification of the coherence properties of optical fields upon propagation [1–4]. Over the last decades, extensive investigations have been conducted to explore the evolution of spatial, temporal, spectral, and polarization coherence of diverse families of optical beams [5–8]. In the context of classical optics, the extensive investigation of the van Cittert-Zernike theorem led to the development of schemes for optical sensing, metrology, and astronomical interferometry [9–11]. Nowadays, there has been an enormous impetus to explore the implications of the van Cittert-Zernike theorem for quantum mechanical systems [12–15]. Recent efforts have been devoted to study the evolution of the properties of spatial coherence of biphoton systems [12, 14, 16, 17]. Interestingly, this research unveiled similarities between coherence and entanglement [12, 18, 19]. Moreover, the possibility of describing the evolution of spatial coherence and entanglement of propagating photons turned out essential for quantum metrology, spectroscopy, imaging, and lithography [12, 14, 20–23].

There has been important progress on the preparation of multiphoton systems with quantum mechanical properties [24, 25]. The interest in these systems resides in the complex interference and scattering effects that they can host [23, 26, 27]. Remarkably, these fundamental processes define the statistical fluctuations of photons that establish the nature of light sources [24, 25, 28–30]. Furthermore, these quantum fluctuations are associated to distinct excitation modes of the electromagnetic field that determine the quantum coherence of a light field [28, 30]. In the context of quantum information processing, the interference and scattering among photons have enormous

potential to perform operations that are intractable on classical systems [23, 26]. This feature of multiphoton systems has stimulated the development of optical circuits for quantum random walks and boson sampling to implement operations that result unfeasible for classical devices [23, 26]. Despite recent progress demonstrated in quantum information processing with multiphoton systems, it is not possible to describe the evolution of their properties of quantum coherence. Indeed, the existing formulations of the van Cittert-Zernike theorem do not allow for the description of the quantum statistical properties of photonic systems [4–15, 30].

In this contribution, we introduce a quantum version of the van Cittert-Zernike theorem to describe the evolution of quantum coherence of propagating thermal multiphoton wavepackets. This work extends previous investigations that explored the classical evolution of spatial, temporal, spectral, and polarization coherence of optical fields [4–15, 30]. Our theory demonstrates that it is possible to exploit distinguishable and indistinguishable scattering among propagating photons to control their quantum properties of coherence [31]. Interestingly, these interactions enable the preparation of multiphoton systems with sub-Poissonian statistics without nonlinear interactions [24, 31, 32]. Specifically, we show that the implementation of conditional measurements enables the preparation of multiphoton systems with attenuated quantum statistics below the shot-noise limit. As such, we believe that these findings, together with the multiphoton quantum van Cittert-Zernike theorem, will have important implications for the development of quantum technologies [23, 26, 33].

We demonstrate the multiphoton quantum van-Cittert Zernike theorem by extending the work of Gori et al. [6] to two-mode correlations using the setup in Fig. 1. In

general, each mode can host a multiphoton system with an arbitrary number of photons. We consider a thermal, spatially incoherent, unpolarized beam that interacts with a polarization grating. This grating modifies the polarization of the thermal beam at different transverse spatial locations x according to $\pi x/L$. Here, L represents the length of the grating. The thermal beam propagates to the far-field, where it is measured by two point detectors [34–36]. We then post-select on the intensity measurements made by these two detectors to quantify the correlations between different modes of the beam.

The multiphoton quantum van Cittert-Zernike theorem can be demonstrated for any incoherent, unpolarized state, the simplest of which is an unpolarized two-mode state [37]. The two-mode state can be produced by a source emitting a series of spatially independent photons with either horizontal (H) or vertical (V) polarization, giving an initial state [24, 38]

$$\begin{aligned} \hat{\rho} &= \hat{\rho}_1 \otimes \hat{\rho}_2 \\ &= \frac{1}{4} (|H\rangle_1 |H\rangle_2 \langle H|_1 \langle H|_2 + |H\rangle_1 |V\rangle_2 \langle H|_1 \langle V|_2 \\ &\quad + |V\rangle_1 |H\rangle_2 \langle V|_1 \langle H|_2 + |V\rangle_1 |V\rangle_2 \langle V|_1 \langle V|_2), \end{aligned} \quad (1)$$

where the subscripts denote the mode. For simplicity, we begin by considering the case where a single photon is emitted in each mode.

We can find the state immediately after the polarization grating shown in Fig. 1 to be

$$\hat{\rho}_{\text{pol}} = \hat{P}(x_1) \hat{\rho}_1 \hat{P}(x_2) \otimes \hat{P}(x_3) \hat{\rho}_2 \hat{P}(x_4), \quad (2)$$

where $\hat{P}(x)$ is the projective measurement given by

$$\hat{P}(x) = \begin{bmatrix} \cos^2\left(\frac{\pi x}{L}\right) & \cos\left(\frac{\pi x}{L}\right) \sin\left(\frac{\pi x}{L}\right) \\ \cos\left(\frac{\pi x}{L}\right) \sin\left(\frac{\pi x}{L}\right) & \sin^2\left(\frac{\pi x}{L}\right) \end{bmatrix}. \quad (3)$$

For ease of calculation, we utilize the Heisenberg picture, back-propagating the detector operators to the polarization grating. The point detector is modeled by $\hat{O}_{j,k,z}(X) = \hat{a}_{j,z}^\dagger(X) \hat{a}_{k,z}(X)$, where z is the distance between the grating and the measurement plane. The ladder operator $\hat{a}_z(X)$ is defined as

$$\hat{a}_{j,z}(X) = \int_{-\frac{L}{2}}^{\frac{L}{2}} dx \hat{a}_{j,0}(x) \text{Exp}\left[-\frac{2\pi i}{\lambda} x X\right], \quad (4)$$

where X is the position of the detector on the measurement plane, λ is the wavelength of the beam and j, k is the polarization of the operator. Eq. (4) describes the contribution of each point on the polarization grating plane to the detection measurement. Since we wish to keep the information of each interaction on the screen, we choose to calculate the four-point auto covariance by [39, 40]

$$\begin{aligned} G_{jklm}^{(2)}(\mathbf{X}, z) &= \\ &\text{Tr}[\hat{\rho}_{\text{pol}} \hat{a}_{j,z}^\dagger(X_1) \hat{a}_{k,z}(X_2) \hat{a}_{l,z}^\dagger(X_3) \hat{a}_{m,z}(X_4)], \end{aligned} \quad (5)$$

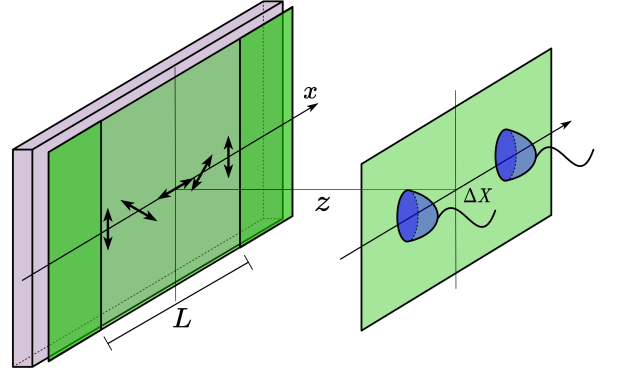


FIG. 1. The proposed setup for investigating the multiphoton quantum van Cittert-Zernike theorem. We consider an incoherent, unpolarized beam interacting with a polarization grating of length L at $z = 0$. After interacting with the grating, the beam propagates a distance of z onto the measurement plane, where two point detectors are placed ΔX apart.

where $\mathbf{X} = [X_1, X_2, X_3, X_4]$, allowing for the measurement of a post-selected coherence. We then set $X_2 = X_1$ and $X_4 = X_3$, since we are working with two point detectors. We allow the operators of the two detectors to commute, recovering the well-known expression for second-order coherence [41]. The second-order coherence of any post-selected measurement is then found to be

$$\begin{aligned} G_{jklm}^{(2)}(\mathbf{X}, z) &= \int dx_1 \int dx_2 \int dx_3 \int dx_4 \\ &\times C_{jklm}(\mathbf{x}) F(\mathbf{x}, \mathbf{X}, z) [\delta(x_1 - x_2) \delta(x_3 - x_4) \\ &+ \delta(x_1 - x_4) \delta(x_3 - x_2)], \end{aligned} \quad (6)$$

where the limits of integration for each integral is $-L/2$ to $L/2$, $\mathbf{x} = [x_1, x_2, x_3, x_4]$, $C_{jklm}(\mathbf{x})$ is the coefficient of the $|j\rangle_1 |k\rangle_2 \langle l|_1 \langle m|_2$ element of the density matrix $\hat{\rho}_{\text{pol}}$ in Eq. (2), and $j, k, l, m \in \{H, V\}$. Furthermore, $F(\mathbf{x}, \mathbf{X}, z)$ is given as

$$F(\mathbf{x}, \mathbf{X}, z) = \text{Exp}\left[\frac{2\pi i}{\lambda z} (X_4 x_4 - X_3 x_3 + X_2 x_2 - X_1 x_1)\right]. \quad (7)$$

We set $X_2 = X_1$ and $X_4 = X_3$, which properly describes the two point detectors allowing Eq. (6) to become a 2D Fourier transform [6]. By observing Eq. (6), it is important to note that there are two spatial correlations that contribute to the coherence at the measurement plane. One is the correlation of a photon with itself which existed prior to interacting with the polarizer, while the other is the spatial correlation gained between the two photons upon interaction with the polarization grating. Due to the nature of projective measurements in Eq. (2), the density matrix $\hat{\rho}_{\text{pol}}$ will no longer be diagonal in the horizontal-vertical basis, allowing for the beam to temporarily gain and lose polarization coherence [6]. The self-coherence of a photon results in the minimum

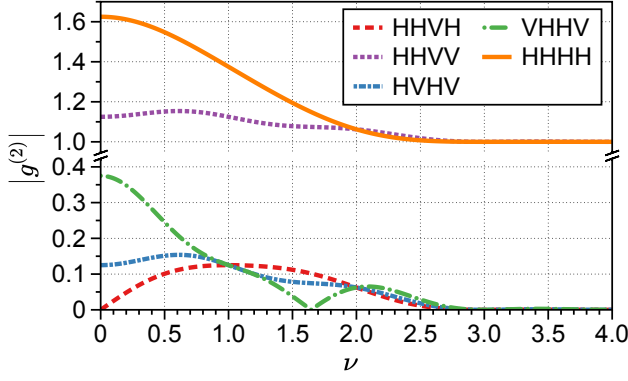


FIG. 2. The second-order coherence for various post-selected measurements. The x -axis is how the $g^{(2)}$ changes as a function of $\nu = L\Delta X/(\lambda z)$ while keeping L , λ and z fixed. As the detectors move further apart, the spatial correlations created by the polarization grating decrease until they diminish entirely at $\nu \approx 2.7$. In addition, certain post-selected measurements allow us to quantify the coherence between two fields that possess sub-Poissonian statistics, suggesting the possibility of sub-shot noise measurements. Note, these measurements can be also performed using quantum state tomography [42].

coherence throughout all measurements in the far-field. The correlations between different photons sets the maximum coherence and determines how it changes with the distance between the detectors.

To extend the description of a two-mode system comprising of two photons, we need to move beyond a purely quantum picture. Attempting to propagate a multiphoton field under the Schrodinger and Heisenberg pictures becomes computationally hard, scaling on the order of $O(2^n n!)$ where n represents the number of photons [43].

As a result, this formalism describes the evolution of multiphoton systems, using the beam coherence-polarization (BCP) matrix [6, 44]

$$\langle \hat{J}(X_1, X_2, z) \rangle = \begin{bmatrix} \langle \hat{E}_H^\dagger(X_1, z) \hat{E}_H(X_2, z) \rangle & \langle \hat{E}_H^\dagger(X_1, z) \hat{E}_V(X_2, z) \rangle \\ \langle \hat{E}_V^\dagger(X_1, z) \hat{E}_H(X_2, z) \rangle & \langle \hat{E}_V^\dagger(X_1, z) \hat{E}_V(X_2, z) \rangle \end{bmatrix}. \quad (8)$$

Here, the angle brackets denote time average, whereas the quantities $\hat{E}_\alpha^\dagger(X, z)$ and $\hat{E}_\alpha(X, z)$ represent the negative- and positive-frequency components of the α -polarized (with $\alpha = H, V$) field-operator at the space-time point $(X, z; t)$, respectively. We can then propagate the BCP matrix through the grating and to the measurement plane, by considering an initial BCP matrix of the form: $I_2 \delta(X_1 - X_2)$ [44]. The details of the calculation of propagation can be found in the supplementary material. Upon reaching the measurement plane we can find the second-order coherence matrix given by [45]

$$\mathbf{G}^{(2)}(\mathbf{X}, z) = \langle \hat{J}(X_1, X_2, z) \otimes \hat{J}(X_3, X_4, z) \rangle. \quad (9)$$

Each element of the $\mathbf{G}^{(2)}$ matrix is a post-selected coherence matching each combination of polarizations shown in Eqs. (5)-(6). As shown in the supplementary material, the result obtained is equivalent to the approach described in Eqs. (1)-(7).

In order to demonstrate the results of our calculation, we first look at the second-order coherence of the horizontal mode in the far-field. By normalizing either Eq. (5) or the matrix element of Eq. (9), we find the coherence of the horizontal mode to be

$$\begin{aligned} g_{HHHH}^{(2)}(\nu) = & 1 + \frac{1}{16} \text{sinc}^2(2 - \nu) + \frac{5}{8} \text{sinc}^2(\nu) + \frac{1}{16} \text{sinc}^2(2 + \nu) + \frac{1}{4} \text{sinc}(2 - \nu) \text{sinc}(1 - \nu) + \frac{3}{8} \text{sinc}^2(1 - \nu) \\ & + \frac{1}{4} \text{sinc}(1 + \nu) (\text{sinc}(2 + \nu) + \text{sinc}(1 - \nu)) + \frac{3}{8} \text{sinc}^2(1 + \nu) \\ & + \frac{1}{8} \text{sinc}(\nu) (\text{sinc}(2 - \nu) + \text{sinc}(2 + \nu) + 6\text{sinc}(1 - \nu) + 6\text{sinc}(1 + \nu)), \end{aligned}$$

where $g_{jklm}^{(2)}$ is the normalized second-order coherence. Here $\text{sinc}(\nu) = \sin(\pi\nu)/(\pi\nu)$ and $\nu = L\Delta X/(\lambda z)$. Therefore, $g_{jklm}^{(2)}$ depends on the distance between the detectors $\Delta X = X_1 - X_2$, the length of the polarization grating L , the wavelength λ , and the distance in the far field z . The same holds true for all other $g_{jklm}^{(2)}$, where each expression can be found in the supplementary material. Since Eq. (10) applies to all incoherent unpolarized states we will perform the analysis for two mode thermal states, as the statistical properties are well studied

[29–31, 41].

As shown in Fig. 2, increasing the separation ΔX of the detectors causes the correlations to gradually decrease. Once $\nu \approx 2.7$, the detectors become uncorrelated. We note that $g^{(2)}(\nu) = 1, \nu \neq 0$ represents an uncorrelated measurement since this can only be true when the two spatial modes become separable. In addition, when one of the two measured modes is no longer contributing to the measurement we get a $g^{(2)}(\nu) = 0$. Interestingly, by fixing the distance ΔX between the two detectors, we can increase the correlations by moving the measurement

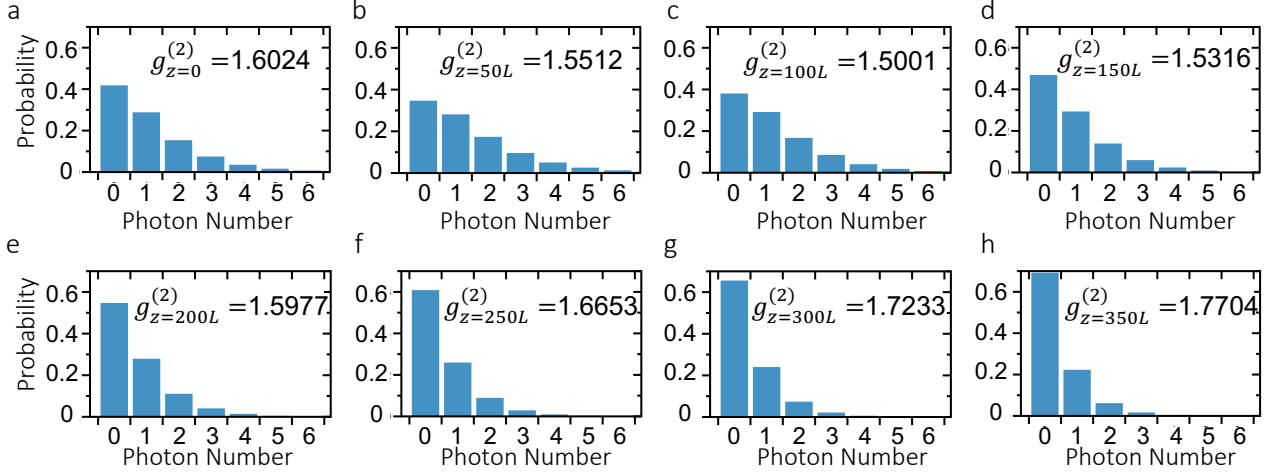


FIG. 3. The modification of the photon-number distribution and quantum coherence of a thermal multiphoton system upon propagation. In this case, the multiphoton system comprises a mixture of single-mode photons with either vertical or horizontal polarization. We assumed a single photon-number-resolving detector placed at different propagation distances: **a** $z = 0$, **b** $z = 50L$, **c** $z = 100L$, **d** $z = 150L$, **e** $z = 200L$, **f** $z = 250L$, **g** $z = 300L$, **h** $z = 350L$. In the transverse plane, the photon-number-resolving detector is placed at $X = 0.4L$.

plane further into the far-field. This is equivalent to decreasing ν , causing correlations to increase to a possible maximum value of $g^{(2)}(0) = 1.62$, suggesting an increase in bunching [30]. By measuring $g_{\text{grating}}^{(2)}(0)$ immediately after the polarization grating at $x = 0$, a horizontally polarized beam is measured with a $g_{\text{grating}}^{(2)}(0) = 2$. We note the theory we presented only applies to the far-field, therefore these two values do not contradict each other. While the exact transition between the near and the far-fields are beyond the scope of the paper, we note that the horizontal mode along the central axis becomes more coherent as it propagates to the far-field, as predicted by the van Cittert-Zernike theorem [13, 39].

Setting one detector to measure the vertical mode and the other detector the horizontal mode, given by $g_{\text{HHVV}}^{(2)}$ in Fig. 2, we can measure the coherence between the horizontal and vertical mode. This post-selective measurement results in a different effect from when we only measured only the horizontal mode. Placing the detectors immediately after the polarization grating at $x = 0$, we measure $g_{\text{grating}}^{(2)}(0) = 0$ since there is no vertically polarized mode. However, we measure $g^{(2)}(0) \approx 1.1$ when the beam is propagated into the far-field. In this case, the polarization grating leads to the thermalization of the beam [31]. This can be verified by removing the polarization grating and repeating the measurement giving $g_{\text{initial}}^{(2)}(0) = 1$ since the two modes are completely uncorrelated.

The measurements of $g_{\text{HHHH}}^{(2)}$ and $g_{\text{HHVV}}^{(2)}$ can be performed using point detectors, however we predict more interesting effects that can be observed through the full characterization of the field. This information can be

obtained through quantum state tomography [42]. We find that the second-order coherence $g_{\text{VHHV}}^{(2)}$, $g_{\text{HHVH}}^{(2)}$ and $g_{\text{HHVV}}^{(2)}$ is below one suggesting sub-Poissonian statistics, which potentially allows for sub-shot-noise measurement [46]. It is important to note that while $g_{\text{HHVH}}^{(2)}(0) < g_{\text{HHVH}}^{(2)}(\nu)$ would be indicative of anti-bunching [46], however the term is imaginary. This feature is found using the BCP matrix approach, therefore it is true for all unpolarized incoherent fields. The sub-Poissonian statistics were achieved only with the use of post-selection without nonlinear interactions [22–24]. Another interesting feature is that the $g_{\text{VHHV}}^{(2)}$ decays and resurrects at $\nu \approx 1.6$ before decaying again.

The sub-Poissonian statistics are exclusive to unpolarized systems. Returning to Eq. (6) we have that there are two correlations contributing to the final coherence, one from the photons self-coherence that existed prior to interaction with the screen and another coherence term that comes from the interaction. For unpolarized states there is no initial correlations in the off-diagonal elements of the density matrix, since by definition the off diagonal elements are zero [37]. This results in the first term of Eq. (6) to be zero for all diagonal elements. As noted above, this term sets the minimum value of the coherence measurement to zero, allowing for the measurement of sub-Poissonian statistics.

Finally, we would like to highlight the fact that the quantum statistical properties of multiphoton systems can change upon propagation due to the individual interactions of their constituent single-mode photons carrying different polarizations. This effect is quantified through the second-order quantum coherence $g^{(2)}(\tau = 0)$ defined

as $g^{(2)}(\tau = 0) = 1 + (\langle(\Delta\hat{n})^2\rangle - \langle\hat{n}\rangle) / \langle\hat{n}\rangle^2$ [28, 30]. In this case, the averaged quantities in $g^{(2)}(\tau = 0)$ are obtained through the density matrix of the system's state, as described in Eq. (1), at different spatial coordinates (\mathbf{X}, z) . In Figure 3, we report the photon-number distribution of the combined vertical-horizontal multiphoton field. In this case, a single photon-number-resolving detector was placed at $X = 0.4L$ [29]. Note that by selecting the proper propagation distance z , one could, in principle, generate on-demand multiphoton systems with sub-Poissonian or Poissonian statistics [24, 31]. As indicated in Figs. 2 and 3, the evolution of quantum coherence upon propagation lies at the heart of the quantum van Cittert-Zernike theorem for multiphoton systems.

In conclusion, we have investigated new mechanisms to control nonclassical coherence of multiphoton systems. We describe these interactions using a quantum version of the van Cittert-Zernike theorem. Specifically, by considering a polarization grating together with conditional measurements, we show that it is possible to control the quantum coherence of multiphoton systems. Moreover, we demonstrate the possibility of producing multiphoton systems with sub-Poissonian statistics through linear interactions [25, 31, 32]. Our work demonstrates that the multiphoton quantum van Cittert-Zernike theorem will have important implications for describing the evolution of the properties of quantum coherence of many-body bosonic systems [25, 27].

* roberto.leon@nucleares.unam.mx

- [1] P. van Cittert, Die wahrscheinliche schwingungsverteilung in einer von einer lichtquelle direkt oder mittels einer linse beleuchteten ebene, *Physica* **1**, 201 (1934).
- [2] F. Zernike, The concept of degree of coherence and its application to optical problems, *Physica* **5**, 785 (1938).
- [3] M. Born and E. Wolf, *Principles of optics: electromagnetic theory of propagation, interference and diffraction of light* (Elsevier, 2013).
- [4] E. Wolf, Optics in terms of observable quantities, *Il Nuovo Cimento* (1943-1954) **12**, 884 (1954).
- [5] C. Dorrer, Temporal van Cittert-Zernike theorem and its application to the measurement of chromatic dispersion, *J. Opt. Soc. Am. B* **21**, 1417 (2004).
- [6] F. Gori, M. Santarsiero, R. Borghi, and G. Piquero, Use of the van Cittert-Zernike theorem for partially polarized sources, *Opt. Lett.* **25**, 1291 (2000).
- [7] Y. Cai, Y. Zhang, and G. Gbur, Partially coherent vortex beams of arbitrary radial order and a van cittert-zernike theorem for vortices, *Phys Rev A* **101**, 043812 (2020).
- [8] Y. Cai, Y. Dong, and B. Hoenders, Interdependence between the temporal and spatial longitudinal and transverse degrees of partial coherence and a generalization of the van cittert-zernike theorem, *J. Opt. Soc. Amer. A* **29**, 2542 (2012).
- [9] T. D. Carozzi and G. Woan, A generalized measurement equation and van Cittert-Zernike theorem for wide-field radio astronomical interferometry, *Mon. Not. R. Astron Soc.* **395**, 1558 (2009).
- [10] M. Batarseh, S. Sukhov, Z. Shen, H. Gemar, R. Rezvani, and A. Dogariu, Passive sensing around the corner using spatial coherence, *Nat Commun* **9**, 3629 (2018).
- [11] R. Barakat, Imaging via the van cittert zernike theorem using triple-correlations, *J Mod Optic* **47**, 1607 (2000).
- [12] B. E. A. Saleh, M. C. Teich, and A. V. Sergienko, Wolf equations for two-photon light, *Phys. Rev. Lett.* **94**, 223601 (2005).
- [13] I. Fabre, F. Navarrete, L. Sarkadi, and R. O. Barrachina, Free evolution of an incoherent mixture of states: a quantum mechanical approach to the van cittert-zernike theorem, *Eur J Phys* **39**, 015401 (2017).
- [14] L. A. Howard, G. G. Gillett, M. E. Pearce, R. A. Abraham, T. J. Weinhold, P. Kok, and A. G. White, Optimal imaging of remote bodies using quantum detectors, *Phys. Rev. Lett.* **123**, 143604 (2019).
- [15] R. O. Barrachina, F. Navarrete, and M. F. Ciappina, Quantum coherence enfeebled by classical uncertainties, *Phys. Rev. Research* **2**, 043353 (2020).
- [16] M. Reichert, X. Sun, and J. W. Fleischer, Quality of spatial entanglement propagation, *Phys. Rev. A* **95**, 063836 (2017).
- [17] H. Defienne and S. Gigan, Spatially entangled photon-pair generation using a partial spatially coherent pump beam, *Phys. Rev. A* **99**, 053831 (2019).
- [18] X.-F. Qian, A. N. Vamivakas, and J. H. Eberly, Entanglement limits duality and vice versa, *Optica* **5**, 942 (2018).
- [19] J. H. Eberly, X.-F. Qian, A. A. Qasimi, H. Ali, M. A. Alonso, R. Gutiérrez-Cuevas, B. J. Little, J. C. Howell, T. Malhotra, and A. N. Vamivakas, Quantum and classical optics-emerging links, *Phys Scripta* **91**, 063003 (2016).
- [20] N. Bhusal, M. Hong, N. R. Miller, M. A. Quiroz-Juarez, R. de J. León-Montiel, C. You, and O. S. Magaña-Loaiza, Smart quantum statistical imaging beyond the abbe-rayleigh criterion (2021), [arXiv:2110.05446](https://arxiv.org/abs/2110.05446) [quant-ph].
- [21] R. de J. León-Montiel, J. Svozilík, L. J. Salazar-Serrano, and J. P. Torres, Role of the spectral shape of quantum correlations in two-photon virtual-state spectroscopy, *New J Phys* **15**, 053023 (2013).
- [22] C. You, M. Hong, P. Bierhorst, A. E. Lita, S. Glancy, S. Kolthammer, E. Knill, S. W. Nam, R. P. Mirin, O. S. Magaña-Loaiza, and T. Gerrits, Scalable multiphoton quantum metrology with neither pre- nor post-selected measurements, *Appl. Phys. Rev.* **8**, 041406 (2021).
- [23] J. L. O'Brien, A. Furusawa, and J. Vučković, Photonic quantum technologies, *Nat Photonics* **3**, 687 (2009).
- [24] O. S. Magaña-Loaiza, R. de J. León-Montiel, A. Perez-Leija, A. B. U'Ren, C. You, K. Busch, A. E. Lita, S. W. Nam, R. P. Mirin, and T. Gerrits, Multiphoton quantum-state engineering using conditional measurements, *npj Quantum Inf.* **5**, 80 (2019).
- [25] F. Dell'Anno, S. De Siena, and F. Illuminati, Multiphoton quantum optics and quantum state engineering, *Phys. Rep.* **428**, 53 (2006).
- [26] A. Aspuru-Guzik and P. Walther, Photonic quantum simulators, *Nat Phys* **8**, 285 (2012).
- [27] C. You, A. C. Nelliikka, I. D. Leon, and O. S. Magaña-Loaiza, Multiparticle quantum plasmonics, *Nanophotonics* **9**, 1243 (2020).
- [28] L. Mandel, Sub-poissonian photon statistics in resonance

- fluorescence, *Opt. Lett.* **4**, 205 (1979).
- [29] C. You, M. A. Quiroz-Juárez, A. Lambert, N. Bhusal, C. Dong, A. Perez-Leija, A. Javai, R. de J. León-Montiel, and O. S. Magaña-Loaiza, Identification of light sources using machine learning, *Appl. Phys. Rev.* **7**, 021404 (2020).
- [30] L. Mandel and E. Wolf, *Optical coherence and quantum optics* (Cambridge university press, 1995).
- [31] C. You, M. Hong, N. Bhusal, J. Chen, M. A. Quiroz-Juárez, J. Fabre, F. Mostafavi, J. Guo, I. De Leon, R. de J. León-Montiel, and O. S. Magana-Loaiza, Observation of the modification of quantum statistics of plasmonic systems, *Nat. Commun.* **12**, 5161 (2021).
- [32] H. E. Kondakci, A. F. Abouraddy, and B. E. A. Saleh, A photonic thermalization gap in disordered lattices, *Nat Phys* **11**, 930 (2015).
- [33] O. S. Magaña-Loaiza and R. W. Boyd, *Quantum imaging and information*, *Rep. Prog. Phys.* **82**, 124401 (2019).
- [34] O. S. Magaña-Loaiza, M. Mirhosseini, R. M. Cross, S. M. H. Rafsanjani, and R. W. Boyd, Hanbury brown and twiss interferometry with twisted light, *Sci. Adv.* **2**, e1501143 (2016).
- [35] J. Liu and Y. Shih, n th-order coherence of thermal light, *Phys. Rev. A* **79**, 023819 (2009).
- [36] I. N. Agafonov, M. V. Chekhova, T. S. Iskhakov, and A. N. Penin, High-visibility multiphoton interference of hanbury brown–twiss type for classical light, *Phys. Rev. A* **77**, 053801 (2008).
- [37] J. Söderholm, G. Björk, and A. Trifonov, Unpolarized light in quantum optics, *Opt. Spectrosc.* **91**, 532 (2001).
- [38] T.-C. Wei, J. B. Altepeter, D. Branning, P. M. Goldbart, D. F. V. James, E. Jeffrey, P. G. Kwiat, S. Mukhopadhyay, and N. A. Peters, Synthesizing arbitrary two-photon polarization mixed states, *Phys. Rev. A* **71**, 032329 (2005).
- [39] T. E. Gureyev, A. Kozlov, D. M. Paganin, Y. I. Nesterets, F. D. Hoog, and H. M. Quiney, On the van Cittert–Zernike theorem for intensity correlations and its applications, *J. Opt. Soc. Am. A* **34**, 1577 (2017).
- [40] A. Perez-Leija, R. de J. León-Montiel, J. Sperling, H. Moya-Cessa, A. Szameit, and K. Busch, Two-particle four-point correlations in dynamically disordered tight-binding networks, *J. Phys. B: At. Mol. Opt. Phys.* **51**, 024002 (2017).
- [41] C. Gerry, P. Knight, and P. L. Knight, *Introductory quantum optics* (Cambridge university press, 2005).
- [42] M. Cramer, M. B. Plenio, S. T. Flammia, R. Somma, D. Gross, S. D. Bartlett, O. Landon-Cardinal, D. Poulin, and Y.-K. Liu, Efficient quantum state tomography, *Nat. Commun.* **1**, 149 (2010).
- [43] S. Aaronson and A. Arkhipov, The computational complexity of linear optics, in *Proceedings of the Forty-Third Annual ACM Symposium on Theory of Computing*, STOC '11 (Association for Computing Machinery, New York, NY, USA, 2011) p. 333–342.
- [44] F. Gori, M. Santarsiero, S. Vicalvi, R. Borghi, and G. Guattari, Beam coherence-polarization matrix, *Pure and Applied Optics: Journal of the European Optical Society Part A* **7**, 941 (1998).
- [45] D. G. Pires, N. M. Litchinitser, and P. A. B. ao, Scattering of partially coherent vortex beams by a pt-symmetric dipole, *Opt. Express* **29**, 15576 (2021).
- [46] G. S. Agarwal, *Quantum optics* (Cambridge University Press, 2012).
- [47] F. Gori, M. Santarsiero, R. Borghi, and G. Guattari, The irradiance of partially polarized beams in a scalar treatment, *Optics Communications* **163**, 159 (1999).
- [48] J. W. Goodman, *Introduction to Fourier optics*. 2005 (2008).

Supplementary material: Multiphoton Quantum van Cittert–Zernike Theorem

In this supplementary material we present: (i) the explicit derivation of the van Cittert-Zernike theorem for polarized two-photon fields; (ii) explicit derivation of Eq. (9) of the main manuscript, and (iii) each element of the BCP matrix upon propagation to the far field.

1. Derivation of the van Cittert-Zernike theorem for polarized two-photon fields

Let us start by considering the second-order coherence matrix for a polarized, quasi-monochromatic field [6]

$$J(\mathbf{r}_1, \mathbf{r}_2, z) = \langle j(\mathbf{r}_1, \mathbf{r}_2, z) \rangle = \begin{bmatrix} J_{HH}(\mathbf{r}_1, \mathbf{r}_2, z) & J_{HV}(\mathbf{r}_1, \mathbf{r}_2, z) \\ J_{VH}(\mathbf{r}_1, \mathbf{r}_2, z) & J_{VV}(\mathbf{r}_1, \mathbf{r}_2, z) \end{bmatrix}, \quad (10)$$

where z stands for the propagation distance of the field and \mathbf{r} is used to specify the position of a point at the transverse plane of observation. The elements of the coherence-polarization matrix [Eq. (10)] are given by

$$J_{\alpha\beta}(\mathbf{r}_1, \mathbf{r}_2, z) = \langle j_{\alpha\beta}(\mathbf{r}_1, \mathbf{r}_2, z) \rangle = \left\langle E_{\alpha}^{(-)}(\mathbf{r}_1, z; t) E_{\beta}^{(+)}(\mathbf{r}_2, z; t) \right\rangle, \quad (11)$$

with $\alpha, \beta = H, V$. The angle brackets denote time average, whereas the quantities $E_{\alpha}^{(-)}(\mathbf{r}, z; t)$ and $E_{\alpha}^{(+)}(\mathbf{r}, z; t)$ represent the negative- and positive-frequency components of the α -polarized field-operator at the space-time point $(\mathbf{r}, z; t)$, respectively.

Note that Eq. (10) is valid for classical fields, as well as single-photon sources [6, 12]. However, to include multiphoton effects higher-order correlation functions are needed. In particular, for light in an arbitrary quantum state, the polarized, two-photon four-point correlation matrix can readily be written as

$$G(\mathbf{r}_1, \mathbf{r}_2; \mathbf{r}_3, \mathbf{r}_4, z) = \langle j(\mathbf{r}_1, \mathbf{r}_2, z) \otimes j(\mathbf{r}_3, \mathbf{r}_4, z) \rangle, \quad (12)$$

where \otimes stands for the Kronecker (tensor) product. Note that the elements defined by the matrix in Eq. (12) are given by the four-point correlation matrix [40]

$$G_{\alpha\beta\alpha'\beta'}(\mathbf{r}_1, \mathbf{r}_2; \mathbf{r}_3, \mathbf{r}_4, z) = \left\langle E_{\alpha}^{(-)}(\mathbf{r}_1, z; t) E_{\beta}^{(+)}(\mathbf{r}_2, z; t) E_{\alpha'}^{(-)}(\mathbf{r}_3, z; t) E_{\beta'}^{(+)}(\mathbf{r}_4, z; t) \right\rangle, \quad (13)$$

with $\alpha, \beta, \alpha', \beta' = H, V$. Furthermore, we realize that the elements defined by the previous equation follow a propagation formula of the form [47]

$$G_{\alpha\beta\alpha'\beta'}(\mathbf{r}_1, \mathbf{r}_2; \mathbf{r}_3, \mathbf{r}_4, z) = \int \int \int \int G_{\alpha\beta\alpha'\beta'}(\boldsymbol{\rho}_1, \boldsymbol{\rho}_2; \boldsymbol{\rho}_3, \boldsymbol{\rho}_4, 0) K^*(\mathbf{r}_1, \boldsymbol{\rho}_1, z) K(\mathbf{r}_2, \boldsymbol{\rho}_2, z) \\ \times K^*(\mathbf{r}_3, \boldsymbol{\rho}_3, z) K(\mathbf{r}_4, \boldsymbol{\rho}_4, z) d^2\boldsymbol{\rho}_1 d^2\boldsymbol{\rho}_2 d^2\boldsymbol{\rho}_3 d^2\boldsymbol{\rho}_4, \quad (14)$$

with the Fresnel propagation kernel defined by [48]

$$K(\mathbf{r}, \boldsymbol{\rho}, z) = \frac{-i \exp(ikz)}{\lambda z} \exp \left[\frac{ik}{2z} (\mathbf{r} - \boldsymbol{\rho})^2 \right], \quad (15)$$

where $k = 2\pi/\lambda$. Interestingly, in the context of the scalar theory, a spatially incoherent source is characterized by means of a delta-correlated intensity function, which indicates that subfields—making up for the whole source—at any two distinct points across the source plane are uncorrelated [30]. In the same spirit, and following previous authors [6, 12], we define a partially polarized, spatially incoherent source as one whose four-point correlation matrix elements have the form

$$G_{\alpha\beta\alpha'\beta'}(\boldsymbol{\rho}_1, \boldsymbol{\rho}_2; \boldsymbol{\rho}_3, \boldsymbol{\rho}_4, 0) = \lambda^4 I_{\alpha\beta}(\boldsymbol{\rho}_1) I_{\alpha'\beta'}(\boldsymbol{\rho}_3) [\delta(\boldsymbol{\rho}_2 - \boldsymbol{\rho}_1) \delta(\boldsymbol{\rho}_3 - \boldsymbol{\rho}_4) + \delta(\boldsymbol{\rho}_2 - \boldsymbol{\rho}_3) \delta(\boldsymbol{\rho}_1 - \boldsymbol{\rho}_4)]. \quad (16)$$

Here, $I_{\alpha\beta}(\boldsymbol{\rho})$ stands for the intensity, position-dependent, polarized two-photon source function. Note that the sum of delta functions in Eq. (16) is a result of the wavefunction symmetrization due to photon (in)distinguishability [40]. By substituting Eq. (16) into Eq. (14) we can thus obtain

$$G_{\alpha\beta\alpha'\beta'}(\mathbf{r}_1, \mathbf{r}_2; \mathbf{r}_3, \mathbf{r}_4, z) = \frac{\exp \left[\frac{ik}{2z} (r_2^2 - r_1^2) \right] \exp \left[\frac{ik}{2z} (r_4^2 - r_3^2) \right]}{z^4} \iint I_{\alpha\beta}(\boldsymbol{\rho}_1) I_{\alpha'\beta'}(\boldsymbol{\rho}_3) \\ \times \exp \left[\frac{-2\pi i}{\lambda z} \boldsymbol{\rho}_1 \cdot (\mathbf{r}_2 - \mathbf{r}_1) \right] \exp \left[\frac{-2\pi i}{\lambda z} \boldsymbol{\rho}_3 \cdot (\mathbf{r}_4 - \mathbf{r}_3) \right] d^2\boldsymbol{\rho}_1 d^2\boldsymbol{\rho}_3, \quad (17)$$

which represents the extension of the van Cittert-Zernike theorem to two-photon, partially polarized fields.

2. Second-order coherence matrix

To show some consequences of the two-photon vectorial van Cittert-Zernike theorem, we now present an example where two-photon correlations are built up during propagation. Let us start from a spatially incoherent and unpolarized source, whose four-point correlation matrix is written, in the $\{|HH\rangle, |HV\rangle, |VH\rangle, |VV\rangle\}$ basis, as

$$G_{ini}(x_1, x_2; x_3, x_4, 0) = j_{ini}(x_1, x_2, 0) \otimes j_{ini}(x_3, x_4, 0) \\ = \lambda^4 I_0^2 [\delta(x_2 - x_1) \delta(x_3 - x_4) + \delta(x_2 - x_3) \delta(x_1 - x_4)] \\ \times \begin{bmatrix} 1 & 0 & 0 & 0 \\ 0 & 1 & 0 & 0 \\ 0 & 0 & 1 & 0 \\ 0 & 0 & 0 & 1 \end{bmatrix}, \quad (18)$$

where

$$j_{ini}(x_1, x_2, 0) = \lambda^2 I_0 \delta(x_2 - x_1) \begin{bmatrix} 1 & 0 \\ 0 & 1 \end{bmatrix} \quad (19)$$

stands for the two-point correlation matrix for a spatially incoherent and unpolarized photon source [6], and I_0 describes a constant-intensity factor. Note that, for the sake of simplicity, we have restricted ourselves to a one-dimensional case, i.e., we have taken only one element of the transversal vector $\mathbf{r} = (x, y)$.

To polarize the source, we make use of a linear polarizer. Specifically, we cover the source with a linear polarization grating whose angle between its transmission axis and the x -axis is a linear function of the form $\theta = \pi x/L$, with L being the length of the grating. The four-point correlation matrix after the polarization grating can thus be written as

$$\begin{aligned} G_{out}(x_1, x_2; x_3, x_4, 0) &= [P^\dagger(x_1) j_{ini}(x_1, x_2, 0) P(x_2)] \otimes [P^\dagger(x_3) j_{ini}(x_3, x_4, 0) P(x_4)] \\ &\times \text{rect}(x_1/L) \text{rect}(x_2/L) \text{rect}(x_3/L) \text{rect}(x_4/L) \\ &\times \lambda^4 I_0^2 [\delta(x_2 - x_1) \delta(x_3 - x_4) + \delta(x_2 - x_3) \delta(x_1 - x_4)] \end{aligned} \quad (20)$$

where the product of $\text{rect}(\dots)$ functions describe the finite size of the source, and the action of the polarization grating is given by the Jones matrix,

$$P(x) = \begin{bmatrix} \cos^2(\frac{\pi x}{L}) & \cos(\pi x/p) \sin(\pi x/L) \\ \cos(\pi x/p) \sin(\pi x/L) & \sin^2(\pi x/L) \end{bmatrix}. \quad (21)$$

By substituting Eqs. (18)-(21) into Eq. (17), we can obtain the explicit form of the polarized, four-point correlation matrix elements. As an example, we can find that, in the far-field—i.e. the region where the quadratic phase factor in front of the integral of Eq. (17) goes to one—the normalized four-point correlation function for H-polarized photons reads as

$$\begin{aligned} G_{HHHH}(\nu_1, \nu_2, \nu_3, \nu_4; z) &= \left[\text{sinc}(\nu_1) + \frac{1}{2} \text{sinc}(\nu_1 - 1) + \frac{1}{2} \text{sinc}(\nu_1 + 1) \right] \\ &\times \left[\text{sinc}(\nu_2) + \frac{1}{2} \text{sinc}(\nu_2 - 1) + \frac{1}{2} \text{sinc}(\nu_2 + 1) \right] \\ &+ \frac{1}{16} [\text{sinc}(2 + \nu_3) (\text{sinc}(\nu_4) + 2 \text{sinc}(1 - \nu_4) + \text{sinc}(2 - \nu_4)) \\ &+ 2 \text{sinc}(1 + \nu_3) (3 \text{sinc}(\nu_4) + 3 \text{sinc}(1 - \nu_4) + \text{sinc}(2 - \nu_4) + \text{sinc}(1 + \nu_4)) \\ &+ \text{sinc}(2 - \nu_3) (\text{sinc}(\nu_4) + 2 \text{sinc}(1 + \nu_4) + \text{sinc}(2 + \nu_4)) \\ &+ 2 \text{sinc}(1 - \nu_3) (3 \text{sinc}(\nu_4) + \text{sinc}(1 - \nu_4) + 3 \text{sinc}(1 + \nu_4) + \text{sinc}(2 + \nu_4)) \\ &+ \text{sinc}(\nu_3) (10 \text{sinc}(\nu_4) + 6 \text{sinc}(1 - \nu_4) + \text{sinc}(2 - \nu_4) + 6 \text{sinc}(1 + \nu_4) + \text{sinc}(2 + \nu_4))] \end{aligned} \quad (22)$$

with

$$\nu_1 = L \frac{x_2 - x_3}{\lambda z}; \quad \nu_2 = L \frac{x_4 - x_1}{\lambda z}; \quad \nu_3 = L \frac{x_2 - x_1}{\lambda z}; \quad \nu_4 = L \frac{x_4 - x_3}{\lambda z}. \quad (23)$$

Finally, by realizing that when monitoring the two-photon correlation function with two detectors, at the observation plane in z , we must set [12]: $x_2 = x_3$ and $x_1 = x_4$, we find that

$$G_{HHHH}(\nu_1, \nu_2, \nu_3, \nu_4; z) = G_{HHHH}(0, 0, \nu_1, -\nu_1; z). \quad (24)$$

We can follow the same procedure as above to obtain the remaining terms of the four-point correlation matrix.

3. BCP Matrix Elements

Each element of the final BCP matrix upon detection is given as follows:

$$\begin{aligned} g_{HHHH}^{(2)}(\nu) &= \frac{1}{16} (10 \text{sinc}(\nu)^2 + 2(6 \text{sinc}(\nu + 1) + \text{sinc}(\nu + 2) + 6 \text{sinc}(1 - \nu) + \text{sinc}(2 - \nu)) \text{sinc}(\nu) \\ &+ 6 \text{sinc}(\nu + 1)^2 + \text{sinc}(\nu + 2)^2 + 6 \text{sinc}(1 - \nu)^2 + \text{sinc}(2 - \nu)^2 \\ &+ 4 \text{sinc}(\nu + 1) \text{sinc}(\nu + 2) + 4(\text{sinc}(\nu + 1) + \text{sinc}(2 - \nu)) \text{sinc}(1 - \nu) + 16) \end{aligned} \quad (25)$$

$$\begin{aligned} g_{HHVV}^{(2)}(\nu) &= g_{VVHH}^{(2)}(\nu) = \frac{1}{16} (2 \text{sinc}(\nu)^2 - 2(\text{sinc}(\nu + 2) + \text{sinc}(2 - \nu)) \text{sinc}(\nu) + 2(\text{sinc}(1 - \nu) \\ &- \text{sinc}(\nu + 1))^2 + \text{sinc}(\nu + 2)^2 + \text{sinc}(2 - \nu)^2 + 16) \end{aligned} \quad (26)$$

$$\begin{aligned}
g_{\text{HHVH}}^{(2)}(\nu) &= g_{\text{VHHH}}^{(2)}(\nu) = -\frac{i}{16}(\text{sinc}(\nu-2)^2 + 2\text{sinc}(1-\nu)\text{sinc}(\nu-2) - \text{sinc}(\nu+2)^2 \\
&\quad - 2\text{sinc}(\nu+2)\text{sinc}(\nu+1) + 2(\text{sinc}(1-\nu) - \text{sinc}(\nu+1))(\text{sinc}(\nu) + \text{sinc}(\nu+1) + \text{sinc}(1-\nu))) \\
&= \left(g_{\text{HHHV}}^{(2)}(\nu)\right)^* = \left(g_{\text{HVHH}}^{(2)}(\nu)\right)^*
\end{aligned} \tag{27}$$

$$\begin{aligned}
g_{\text{HVVH}}^{(2)}(\nu) &= g_{\text{VHVH}}^{(2)}(\nu) = \frac{1}{16}(2\text{sinc}(\nu)^2 - 2(\text{sinc}(\nu+2) + \text{sinc}(2-\nu))\text{sinc}(\nu) \\
&\quad + 2(\text{sinc}(1-\nu) - \text{sinc}(\nu+1))^2 + \text{sinc}(\nu+2)^2 + \text{sinc}(2-\nu)^2)
\end{aligned} \tag{28}$$

$$\begin{aligned}
g_{\text{VHHV}}^{(2)}(\nu) &= g_{\text{HV VH}}^{(2)}(\nu) = \frac{1}{16}(6\text{sinc}(\nu)^2 - 2(\text{sinc}(\nu+2) + \text{sinc}(2-\nu))\text{sinc}(\nu) + 2(\text{sinc}(1-\nu) \\
&\quad - \text{sinc}(\nu+1))^2 - \text{sinc}(\nu+2)^2 - \text{sinc}(2-\nu)^2)
\end{aligned} \tag{29}$$

$$\begin{aligned}
g_{\text{HV VV}}^{(2)}(\nu) &= g_{\text{VVHV}}^{(2)}(\nu) = \frac{i}{16}(2\text{sinc}(\nu+1)^2 - 2\text{sinc}(\nu)\text{sinc}(\nu+1) - 2\text{sinc}(\nu+2)\text{sinc}(\nu+1) + \text{sinc}(\nu+2)^2 \\
&\quad - 2\text{sinc}(1-\nu)^2 - \text{sinc}(2-\nu)^2 + 2\text{sinc}(\nu)\text{sinc}(1-\nu) + 2\text{sinc}(1-\nu)\text{sinc}(2-\nu) \\
&= \left(g_{\text{VHV V}}^{(2)}(\nu)\right)^* = \left(g_{\text{V VVH}}^{(2)}(\nu)\right)^*
\end{aligned} \tag{30}$$

$$\begin{aligned}
g_{\text{VV VV}}^{(2)}(\nu) &= \frac{1}{16}(10\text{sinc}(\nu)^2 + 2(-6\text{sinc}(\nu+1) + \text{sinc}(\nu+2) - 6\text{sinc}(1-\nu) + \text{sinc}(2-\nu))\text{sinc}(\nu) \\
&\quad + 6\text{sinc}(\nu+1)^2 + \text{sinc}(\nu+2)^2 + 6\text{sinc}(1-\nu)^2 + \text{sinc}(2-\nu)^2 \\
&\quad - 4\text{sinc}(\nu+1)\text{sinc}(\nu+2) + 4(\text{sinc}(\nu+1) - \text{sinc}(2-\nu))\text{sinc}(1-\nu) + 16)
\end{aligned} \tag{31}$$