

TRIP: Coercion-resistant Registration for E-Voting with Verifiability and Usability in Voteqral

Louis-Henri Merino
EPFL
Lausanne, Switzerland

Simone Colombo
King's College London
London, United Kingdom

Rene Reyes
Boston University
Boston, USA

Alaleh Azhir
Harvard University
Cambridge, USA

Shailesh Mishra
EPFL
Lausanne, Switzerland

Pasindu Tennage
EPFL
Lausanne, Switzerland

Mohammad Amin Raeisi
Yale University
New Haven, USA

Haoqian Zhang
EPFL
Lausanne, Switzerland

Jeff R. Allen
EPFL
Lausanne, Switzerland

Bernhard Tellenbach
Armasuisse S+T
Bern, Switzerland

Vero Estrada-Galiñanes
EPFL
Lausanne, Switzerland

Bryan Ford
EPFL
Lausanne, Switzerland

Abstract

Online voting is convenient and flexible, but amplifies the risks of voter coercion and vote buying. One promising mitigation strategy enables voters to give a coercer fake voting credentials, which silently cast votes that do not count. Current systems along these lines make problematic assumptions about credential issuance, however, such as strong trust in a registrar and/or in voter-controlled hardware, or expecting voters to interact with multiple registrars. Voteqral is the first coercion-resistant voting architecture that leverages the physical security of in-person registration to address these credential-issuance challenges, amortizing the convenience costs of in-person registration by reusing credentials across successive elections. Voteqral's registration component, TRIP, gives voters a kiosk in a privacy booth with which to print real and fake credentials on paper, eliminating dependence on trusted hardware in credential issuance. The voter learns and can verify in the privacy booth which credential is real, but real and fake credentials thereafter appear indistinguishable to others. Only voters actually under coercion, a hopefully-rare case, need to trust the kiosk. To achieve verifiability, each paper credential encodes an interactive zero-knowledge proof, which is sound in real credentials but unsound in fake credentials. Voters observe the difference in the order of printing steps, but need not understand the technical details. Experimental results with our prototype suggest that Voteqral is practical and sufficiently scalable for real-world elections. User-visible latency of credential issuance in TRIP is at most 19.7 seconds even on resource-constrained kiosk hardware, making it suitable for registration at remote locations or on battery power. A

companion usability study indicates that TRIP's usability is competitive with other e-voting systems including some lacking coercion resistance, and formal proofs support TRIP's combination of coercion-resistance and verifiability.

1 Introduction

Democracy is the operating system of a free self-governing civilization: it holds governments accountable to their citizens and enables correction and renewal through the peaceful transfer of power, periodically "rebooting" the government, so to speak. Tech-savvy idealists often dream that large-scale distributed computing systems could improve or even positively transform democracy, enabling more convenient large-scale direct participation via mechanisms like liquid democracy [19, 54] or online citizens' assemblies [88]. However, today's computing systems are not even *safe to use* in basic democratic processes – such as popular voting – according to the overwhelming consensus of today's experts [7, 28, 143]. Further, large-scale social platforms not only failed to live up to their one-time promise to help "democratize" the world [79], but have come to appear increasingly *anti-democratic* in effect if not intent [44, 52, 125], feeding an increasingly-prevalent technology backlash [77].

One central challenge for national voting systems is resolving the conflicting goals of transparency and ballot secrecy [11, 14, 51, 75, 111]. Transparency requires convincing voters that their ballots were cast and counted properly, while ballot secrecy ensures that voters can express their true preferences, free from improper influence such as coercion or vote buying. In the best practice of in-person voting, voters get ballot secrecy by marking paper ballots alone in a

privacy booth at an official polling site. Voters obtain “end-to-end” transparency by first depositing their marked ballots in a ballot box, then relying on election observers to monitor the subsequent handling and tallying of all the ballots.

While in-person voting is widely accepted by experts [28], it has posed significant inconveniences to voters, including long wait times [46, 156], temporary polling place closures [140], and even voter intimidation near polling locations [156]. In-person voting is additionally difficult for those traveling and living abroad, such as expatriates or deployed military [135] and during crises like the recent pandemic [154].

Remote voting—at any location of the voter’s choosing—promises to improve convenience and increase voter turnout [121, 135]. Because the voting location is uncontrolled, however, remote voting normally compromises ballot secrecy and hence resistance to coercion or vote-buying [22, 50, 58, 61, 124, 127, 156]. An abusive spouse might insist on their partner voting their way under supervision, a party activist might offer to purchase and “help” fill mail-in ballots, as seen in the United States [63, 146], or a foreign power might attempt the same at scale, as seen recently in Moldova [124]. Postal voting also compromises transparency by subjecting ballots to unpredictable delays and potential loss [74, 80, 151].

Remote electronic voting or *e-voting*, using a voter’s preferred device, promises further convenience benefits and avoids postal issues [43, 110, 135]. E-voting can even offer voters greater transparency via “end-to-end” cryptographic proofs, verifiable on their devices, that their vote was cast and tallied correctly [2, 11, 29]. However, such proofs, or *receipts*, can also enable voters to prove how they voted to a coercer or vote buyer [14, 75, 111]. Blockchain and cryptocurrency-based techniques such as “dark DAOs” might even fund vote-buying anonymously, at scale and across borders, with no realistic prospect for accountability or deterrence [9, 131].

One seminal proposal to counter coercion in e-voting is to provide voters with both real and *fake credentials* [75]. Only the voter knows which credential is real, enabling them to give or sell fake credentials to a coercer or vote buyer while secretly casting their true vote using the real credential. A key limitation of this appealing idea, however, is that it not so much *solves* but rather *shifts* the most security-critical, delicate, and challenging stage from voting time to credential-issuance or *registration* time. Efforts to make fake credentials practical often make strong and arguably-unrealistic assumptions that all voters have special trusted hardware, such as expensive smart cards, at registration [27, 45, 48, 103]. A common implicit assumption is that a coercer cannot simply confiscate the voter’s trusted hardware and allow its use only under their supervision. Related approaches either compromise transparency by assuming a fully-trusted registrar [75], or achieve transparency at the cost of requiring voters to interact with multiple registration authorities [27] – a usability challenge that has yet to be rigorously studied.

We present VoteGral, the first coercion-resistant online voting system with end-to-end verifiability and systematic evidence of potential usability. This paper focuses primarily on TRIP, VoteGral’s novel registration component. TRIP enables voters to obtain verifiable real and *indistinguishable* fake voting credentials on paper. TRIP addresses three key challenges: 1) issuing verifiably real voting credentials without requiring voters to have a trusted device during registration, 2) issuing fake credentials that are distinguishable only to the voter, and 3) materializing these real and fake credentials useably with only inexpensive paper materials.

TRIP leverages an in-person process to give voters a coercion-free environment in which to create voting credentials. Unlike in-person voting, voters may register at any time convenient to them, and may use their credentials to cast votes in multiple successive elections. To address the first challenge of issuing verifiable real credentials, voters interact with a kiosk in a privacy booth. The kiosk proves to the voter that this credential is in fact real using an *interactive* zero-knowledge proof (IZKP), although the voter need not understand the details. To address the second challenge of creating fake credentials distinguishable only to the voter, the voter and the kiosk follow a visibly distinct process in which the kiosk forges a *false* IZKP that is subsequently indistinguishable from the real one. The voter thus knows which credential is real but is unable to prove that fact to anyone, and can safely give or sell fake credentials to a coercer.

To address the third challenge of materializing real and fake credentials, kiosks print all credentials on paper. Paper-based credentials are inexpensive, making it more easy and cost-effective for most voters to create a few fake credentials including for reasons other than coercion risks. Voters can activate credentials on any device they choose, including a trusted friend’s device if their own is under a coercer’s control. Printed envelopes supplied to voters in the booth form a part of each credential, simplifying the voter’s task of choosing a random challenge for each IZKP, and serving to conceal sensitive secret keys during credential transport.

While this paper focuses on e-voting, we view this work as a stepping-stone toward secure large-scale *democratic computing systems* usable by self-governing groups, such as user communities, organizations, and nations. Many decentralized projects, for example, wish to incorporate democratic self-governance into their designs for decentralized autonomous organizations (DAOs), but lack the means to ensure that voting participants are *real people* acting in their own interests [107, 137]. This is one of the most important and challenging instances of the well-known Sybil attack problem [39], which has motivated considerable systems research in the past [60, 98, 149, 158–160], though none of this prior work has addressed coercion. Integrating TRIP’s coercion-resistance mechanism into in-person *pseudonym parties* [56] as a proof-of-personhood protocol [21, 53, 138], in particular, could help address this challenge and enable

truly democratic DAOs and other democratic computing platforms in the future. Appendix A further discusses the broader potential systems applications of this work.

We implemented a prototype of TRIP consisting of 2,633 lines of Go [95]. Our VoteGral and TRIP prototypes focus on the cryptographic path, which represents the dominant computation and latency cost in e-voting systems. We evaluated VoteGral against three state-of-the-art e-voting systems: (1) Civitas, an end-to-end verifiable and coercion-resistant system based on fake credentials [27], (2) the Swiss Post’s verifiable but non-coercion-resistant system [145], and (3) VoteAgain, a coercion-resistant system based on deniable re-voting [93]. We find that VoteGral’s end-to-end latency is comparable to that of Swiss Post and VoteAgain, and significantly improves upon Civitas. For TRIP, we also implement the use of peripherals to determine TRIP’s voter-observable latency across several setups: (1) a Point of Sale Kiosk, (2) a Raspberry Pi 4, (3) a Macbook Pro, and (4) a Mini PC. We find that TRIP’s voter-observable latency is slowest on the Kiosk at 19.7 seconds and fastest on the Macbook Pro at 15.8 seconds, both suitable inside a booth where voters typically spend a few minutes.

To refine and validate our design, we incorporate feedback from two preliminary user studies involving 77 participants. We also summarize key insights from our main user study involving 150 participants, which we conducted on this design [94]. We find that 83% of participants successfully created and used their real credential to cast a mock vote. Additionally, 47% of participants exposed to a malicious kiosk, with security education, could identify and report it.

We summarize important limitations of VoteGral in §4.5.

This paper makes the following primary contributions:

- TRIP, the first coercion-resistant, user-studied voter registration scheme to offer a concrete realization of real and fake credentials while maintaining verifiability.
- The first use of paper transcripts of interactive zero-knowledge proofs to achieve verifiability during registration, avoiding reliance on trusted hardware.
- Security proofs demonstrating that TRIP satisfies verifiability and coercion-resistance.
- An implementation and evaluation of TRIP against state-of-the-art baselines on multiple hardware platforms.

2 Background and motivation

Voting systems represent one of the most-critical components in the functioning of a modern democracy. The high stakes of national elections inevitably attract all manner of self-serving tactics from those wishing to acquire or maintain power. These stakes attract hundreds of millions of dollars in investment from those wishing to influence national power [124, 147], and even create multi-billion-dollar markets merely around *predicting* election outcomes [117].

Central requirements for a national voting system include transparency, ballot secrecy, and usability [11, 14, 51, 75, 111]. The importance of transparency in elections is evident from the contrastingly non-transparent *sham elections* routinely held by dictatorships to support predetermined outcomes [155, 161]. Ballot secrecy was first recognized gradually across several countries, but quickly became standard internationally after Australia’s introduction of the modern secret ballot in 1856 [31]. Moreover, election systems must be comprehensible and reliably usable by all voters – including those with special needs or disabilities – to ensure broad, equitable participation [123]. Despite efforts towards digitalizing voting, in-person voting with paper ballots remains the accepted best practice, as further discussed in Appendix G.

2.1 Remote voting with end-to-end verifiability

E-voting systems aim to enhance transparency by providing cryptographic end-to-end verifiability of the voting and tallying process [2, 30, 87, 145]. In a simplistic but illustrative sketch of such a process, the voter’s personal device encrypts the voter’s choices and posts the encrypted ballot to a *public bulletin board* or PBB that anyone can read, such as a tamper-evident log [32] or blockchain [157]. Each encrypted ballot is posted along with voter identity information sufficient to ensure eligibility and prevent multiple votes. After the voting deadline, each of several *talliers* reads the ballot ciphertexts from the PBB, shuffles them to anonymize the ballots (scrubbing their linkage to voter identities), then strips one layer off each ballot’s encryption, and posts the shuffled ballots back onto the PBB along with a zero-knowledge proof that the shuffle was performed correctly [65, 101]. After these shuffles and decryptions, anyone may tally the cleartext ballots left on the PBB and verify the series of proofs that they correspond to the originally-cast ballots, providing *universal verifiability* of the process. Voters may additionally use their private voting materials to check that their own choices were correctly encrypted and recorded on the PBB, and included in the tally, for *individual verifiability*.

While this e-voting sketch offers individual and universal verifiability, it unfortunately compromises ballot secrecy by effectively giving voters a *receipt* [14, 75], allowing them to prove how (and whether) they voted. A coercer need merely check the PBB to see whether the voter cast a ballot, and if so, demand the voter’s receipt to confirm compliance.

2.2 Coercion resistance in e-voting systems

Most proposals to address coercion and vote buying rely on either re-voting or fake credentials. Re-voting lets voters override coerced votes by casting their intended vote later in secret [1, 93, 115, 120]. Estonia is currently the only nation to deploy an e-voting system with coercion-resistance using the re-voting approach [43], but this approach comes at the cost of end-to-end verifiability [143]. Moreover, re-voting can be circumvented by coercing a last-minute vote, or by

seizing key voting materials – such as the voter’s ID card used in Estonia’s system [41, 70] – until after the election.

The *fake credentials* approach [75] instead relies on enabling voters to obtain both real and fake credentials. A voter may use a fake credential under a coercer’s supervision, or give or sell fake credentials to a coercer or vote buyer. A voter may cast their intended vote in secret at any time with their real credential, avoiding the weakness in re-voting of requiring the real vote to follow all coerced votes. A limitation of fake credentials, however, is that it time-shifts key unsolved problems earlier from voting to registration time.

Making fake credentials practical requires physically embodying or *materializing* credentials and their issuance, in a way that ordinary people can understand and use [86, 103, 104]. One challenge is that the voter must know which credential is real, and must personally be able to *verify* it as real for transparency, but then must be unable to *prove* this fact to anyone else. A coercer must also not know how many fake credentials the voter has or can create; otherwise a coercer can simply demand *all* of the voter’s credentials.

Usability-focused approaches to materializing fake credentials have generally followed Estonia’s lead by assuming trusted hardware, such as smart cards that store both real and fake credentials under different PINs [27, 48, 84, 103, 104]. Even under the as-yet-unproven assumption that sufficiently-powerful and secure smart cards can be developed, they will be expensive, making even one per voter difficult to justify economically – let alone *several* per voter, as would be required to achieve real coercion resistance. If governments issue only one smart card per voter, then, as with Estonia’s e-ID cards, a coercer can simply “offer” to “keep safe” (i.e., confiscate) the voter’s smart card and allow its use only under supervision, negating its effective coercion resistance.

Registration-time transparency is another key challenge. Why can’t a compromised election authority just issue fake smart cards, for example, which silently issue *only* fake credentials, while the authority retains the secret keys required to cast “real” votes on behalf of all voters?

2.3 E-voting as a computer systems challenge

To design e-voting systems that are usable, practical, and above all safe to deploy, we feel it is necessary to approach the problem holistically as a *computer systems* research challenge. In that sense, we must build and maintain a clear picture of the entire “end-to-end” architecture and system design, considering together many important constraints both technical (e.g., security, privacy, performance, scalability, code correctness) and non-technical (e.g., usability, political and legal constraints, and other human factors).

E-voting needs and critically builds on cryptography, for example, but the vast cryptographic literature on e-voting habitually makes key assumptions that work well in cryptographic proofs but are unrealistic in practice – such as that ordinary voters can perform complex cryptographic

calculations “in their heads” without electronic devices (see Appendix H). Usability and usable security are thus crucial, but the problem is not just user-interface (UI) design either. While a typical UI designer or human-factors researcher might readily identify many usability issues and make stylistic and process improvements, a UI designer without a broad, end-to-end systems-architecture and security perspective would never have made the decision we made in Votegral not only to avoid depending on, but even to depend on the *absence of*, personal devices at registration time (see Appendix I). These complex interdependencies make end-to-end systems research on e-voting a challenging prospect, but we see no other way forward towards solving the problem.

3 Votegral design overview

This section provides a high-level overview of Votegral’s architecture to provide context needed to understand TRIP. We defer a detailed technical description of TRIP, the focus and central contribution of this paper, to §4.

3.1 High-level election process

Any voting system generally includes *setup*, *voting*, and *tallying* phases. In the setup phase, the election authority establishes the *roster* or list of eligible voters, and the set of choices that each voter is entitled to make, then prepares the system to accept ballots. In the voting phase, voters cast ballots via one or more voting *channels* or ballot-submission methods. For clarity we will assume here that e-voting via Votegral is the only channel, but Appendix B outlines some considerations applicable if Votegral were to be integrated with other channels such as in-person and/or postal voting. Once the voting deadline passes, the system accepts no more ballots and tallying begins, where all properly-submitted ballots are counted and the results published. In systems like Votegral supporting fake credentials, it is crucial that the tallying phase count only votes cast using real credentials.

Registration. Like any coercion-resistant design with fake credentials, Votegral assumes that voters *register* for e-voting before they can cast ballots. Votegral more uniquely requires that this registration for e-voting be done in person. Votegral’s *registration for e-voting* may, but need not necessarily, coincide with *registration to vote*, as further detailed in Appendix B. In US-style elections where voters must register to vote anyway, voters might in principle register for e-voting via Votegral at the same time. In Europe-style elections where *registration to vote* is normally automatic, *registration for e-voting* might be a separate step required only of those wishing to opt-in to e-voting. Regardless, registration for e-voting should normally be required at most once every several elections, thereby amortizing the costs of in-person registration across multiple successive uses of the same credentials.

In Votegral’s design, we consider in-person registration to be not just a step technically needed to create real and

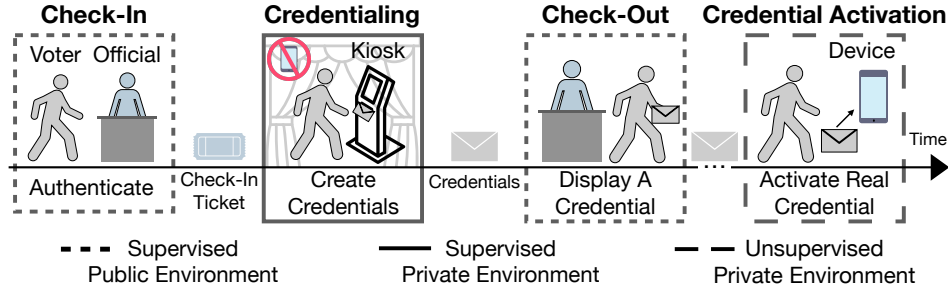


Figure 1. Voter-registration workflow in the TRIP architecture

In this workflow, the voter (1) authenticates to an official at a check-in desk to obtain a check-in ticket, (2) enters a supervised private environment to create a real and any potential fake credentials, (3) presents one of their credentials to an official at the check-out desk, and (4) activates their real credential on a device they trust.

fake credentials, but also an educational opportunity for voters to learn and ask questions about the e-voting system, and an opportunity for voters to report and discuss actual attempts at coercion or other voting irregularities in a protected environment. We will focus here on the actual process of credential creation, however – first from the voter’s perspective, ignoring technical details, in the next subsection.

Renewal. While we expect TRIP credentials to be reusable across successive elections, they will normally expire at some point, and need to be renewed by again registering in-person. While credential lifetime is a policy choice outside this paper’s scope, Appendix H discusses some credential lifetime considerations, including the tension between voter convenience and recovery from “surprise coercion” situations.

3.2 Voter-facing design of e-voting registration

Registering to use Votebral involves the following main steps, which Fig. 1 illustrates at a high level.

Instructional Video. In the registrar’s office, voters first watch an instructional video, covering the credential creation processes and the purpose of fake credentials.

Check-In. A registration official verifies each voter’s eligibility, then gives the voter a *check-in ticket*, which permits the voter to enter a privacy booth and use the kiosk inside. Depending on applicable anti-recording policy, voters might be asked to turn off or check in personal devices before entering the privacy booth, as further discussed in Appendix I.

Privacy Booth. Inside the booth is a touchscreen kiosk that can scan and print machine-readable codes, along with a pen and an ample supply of envelopes. Each envelope has a see-through area and printed markings as depicted in Fig. 2a.

Real Credential Creation. Voters follow a 4-step process to create their real credential. The voter first scans the barcode on their check-in ticket (Step 1). The kiosk prints a symbol and a QR code on receipt paper (Step 2). The voter selects an envelope with a matching symbol and scans its QR code (Step 3). The kiosk then prints two additional QR codes (Step 4), completing the receipt shown in Fig. 2b.

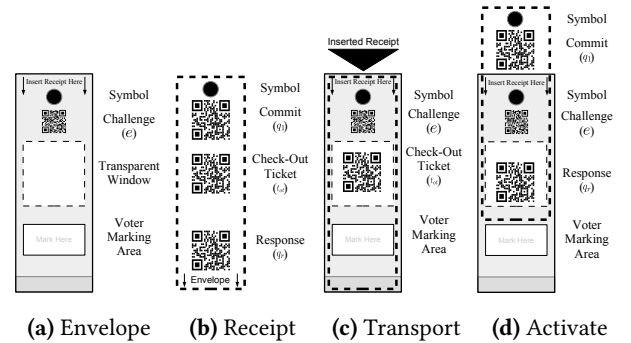


Figure 2. Registration receipt and envelope design

A paper credential consists of an envelope (a) and printed receipt (b). Voters mark envelopes to discern their real credential from fake ones. They transport each credential by placing the receipt in the envelope (c), and activate it on their devices by lifting the receipt one-third of its length (d).

The voter inserts the receipt inside the scanned envelope for transport (Fig. 2c), forming their real paper credential. The voter marks the credential, for instance by labeling it as ‘*R*’, to distinguish it from any fake credentials. If a coercer learns or guesses that the voter follows this practice, then at the next registration the voter might mark a fake credential ‘*R*’ and mark their real credential ‘*RR*’ or in any other memorable way. Because each voter privately marks both real and fake credentials, only voters themselves know their own convention.

Fake Credential Creation. A voter wishing to create a fake credential does so in 2 steps: the voter picks and scans an envelope (Step 1, Fig. 2a), then the kiosk prints the entire receipt (Step 2, Fig. 2b). The voter inserts the receipt into the newly-chosen envelope and marks it differently from the real one. Voters can create as many fake credentials as desired. Officials may inquire if a voter spends excessive time in a

booth, thus imposing an informal, non-deterministic limit. Once finished, the voter leaves the booth and checks out.

Check-Out. The voter presents any one of their credentials to the official, who scans the receipt's second QR code through the envelope's window. This completes the voter's visit. To ensure prompt detection and rectification of any successful impersonation of voters, the registrar subsequently notifies voters digitally and/or by mail of their registration session, as discussed in Appendix J.

Activation. The voter activates their real credential on any device they trust, whether that is their own or a friend's device. The voter lifts the receipt one-third out of the envelope to the *activate* state (Fig. 2d). They scan the three visible QR codes: the receipt's top and bottom QR codes, and the envelope's QR code. The voter can now discard this credential, perhaps shredding it if the voter faces a coercion threat.

Voting. The voter can now use this device to cast their ballot, verifying it with existing cast-as-intended methods [12, 29] to ensure its integrity. Only the vote cast with the real credential will count, however. A voter who loses their device can re-register for new credentials. Other options like social key recovery are also possible as discussed in Appendix K.

Results. After each election, the voter's device downloads, verifies, and shows the election results to the voter.

3.3 Desired System Properties

We now informally present VoteGrail's system properties.

- **Universal Verifiability** [75, 145]: anyone can independently verify that the election results accurately reflect the will of the electorate as represented by the ballots cast.
- **Individual Verifiability** [16, 145]: each voter can independently verify that their issued real credential casts ballots that are accurately recorded and included in the final tally, and that this ballot reflects their intended vote.
- **Coercion Resistance** [75]: voters can cast their intended vote even when faced with coercion because the coercer cannot determine whether the voter has complied with the coercer's demands, even if the voter wishes to comply.
- **Privacy** [75]: uncompromised voters' ballots stay secret.
- **Usability** [38, 86, 106]: voters can understand and use the voting system, including for registering and casting ballots, and can understand the uses of real and fake credentials.

End-to-end verifiability requires both individual and universal verifiability, with voters verifying the integrity of their own real vote, and the public at large verifying the results.

4 Registration and voting protocol design

This section informally describes the VoteGrail protocol, with a particular focus on TRIP, the system's registration stage.

The core design of VoteGrail addresses four key challenges: (1) threat modeling and designing a registration process in which we trust neither voters *nor* registrars in general; (2) providing an end-to-end verifiable registration, voting, and

tallying process despite only voters themselves knowing how many credentials they have or which of them is real; (3) enabling the registration kiosk to prove interactively to a voter that a credential is real without the voter being able to prove that fact subsequently to a coercer; and (4) materializing this credentialing and interactive proof process in a usable fashion using only low-cost disposable materials such as paper. The rest of this section addresses these challenges, then §4.5 summarizes optional extensions to the base design.

4.1 System model and threat model

We summarize VoteGrail's system and threat models here at a concise intuitive level, leaving detailed formal system model and threat models used in our proofs to Appendix D.

Consistent with common e-voting system designs, we assume an *election authority*, or simply *authority*, responsible for setting up and coordinating the election process. The registration sites or *registrars* at which voters can sign up for e-voting answer to, or at least coordinate with, the election authority. The authority provides client-side software that voters need to activate credentials and cast ballots; for transparency we assume this software is open source. Finally, the authority is responsible for providing two logical backend components: a *ledger* or *public bulletin board* implementing a tamper-evident log [32], and a *tally service*.

We assume that these backend services are distributed across multiple servers, preferably operated independently, ensuring that backend services remain secure provided not all servers are compromised. Backend trust-splitting is standard in cryptography and e-voting practice and not novel or unique to VoteGrail: e.g., the Swiss e-voting system splits backend services across four "control components" maintained by independent teams [116]. For exposition clarity, we leave this trust-splitting implicit for now, as if the ledger and tally services were trusted third parties. In contrast with Civitas' expectation that users interact directly with multiple registrars [27], splitting backend services does not introduce usability issues because ordinary users need not interact directly with them, nor even be aware of them. Users interact with backend services only through the front-end client, which anyone with sufficient expertise may inspect but ordinary voters are not required or expected to understand.

One challenge to threat modeling VoteGrail is that we wish to trust neither voters *nor* registrars in general, but if we distrust *all* voters and *all* registrars at once then we have no foundation on which to build any arguably-secure system. We address this challenge by specializing the threat model to distinct threat vectors, which we model as separate adversaries. To evaluate VoteGrail's transparency we use an *integrity adversary* \mathcal{I} , which can cause any or all registrars to misbehave arbitrarily – attempting to steal voters' real credentials and issue only fake credentials for example – but which prefers not to be "caught" in such misbehavior. To evaluate VoteGrail's coercion resistance we use a *coercion*

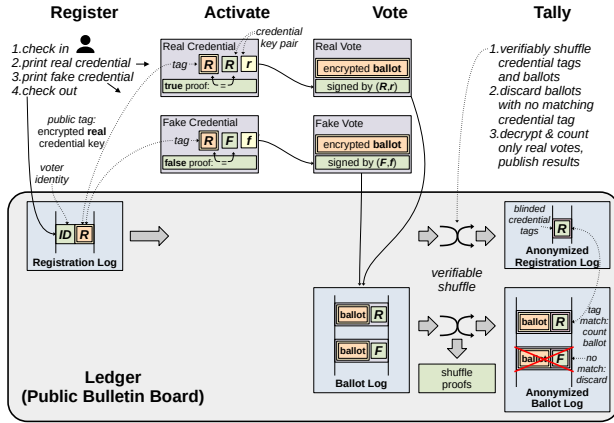


Figure 3. Votegral protocol operation summary

adversary C , which can coerce and hence effectively compromise voters, but which cannot compromise registrars. The key desirable property this nuanced threat model achieves is that the majority of voters *not* under coercion need not trust the registrars in order to verify the end-to-end correctness of the election. Only the hopefully-few voters *actually under coercion* must trust the registrar. This trust appears unavoidable because in this case we must treat the voter himself as untrustworthy, by virtue of being coerced or otherwise incentivized to follow the coercer’s demands.

Our formal analysis also considers a *privacy adversary*, whose aim is to identify and decrypt a voter’s real ballot. Unlike the coercion adversary, however, this adversary cannot directly compromise or exert coercive influence over voters.

4.2 High-level protocol flow summary

Figure 3 presents an illustration of Votegral’s overall protocol operation, omitting various details for clarity and focusing on a single voter, Alice, who creates one real and one fake credential. Alice first registers using the voter-facing process above in §3.2, then at home activates her real and fake credentials on her voting device(s). At the next election, Alice uses each credential (on the same or different devices) to cast real and fake ballots. After the election, the tally service anonymizes all ballots, discards those cast via fake credentials, and counts the remaining ballots, posting the results.

Upon Alice’s registration, her registrar posts a record to the *registration log* on the ledger, including metadata uniquely identifying Alice as an eligible voter. This identity metadata might include Alice’s name in districts where voting rosters are considered public, or might just be a pseudonymous index into the authority’s eligible-voter database if the database is not public. Each time Alice registers or renews, the new record supersedes and invalidates all prior registration records for the same voter identity. Thus, there is always at

most one active registration record per voter, and for transparency anyone can at least count the total number of active records and check it against relevant census data, regardless of how much metadata about each voter may be public.

Each credential in TRIP has a unique public/private key pair (K, k) . In this example, Alice’s real credential has key pair (R, r) , and her fake credential has a different key pair (F, f) . The main use of each credential’s key pair is to authenticate – essentially as if by signing – encrypted ballots submitted using that credential. Each credential also has a *public credential tag*, which unlike the per-credential key pairs, is identical across all credentials created in the same registration session. In all of Alice’s new credentials, this public tag is an encryption of the public key associated with Alice’s *real* credential. This tag goes into Alice’s registration record on check-out. It does not matter which credential Alice shows on check-out because all have this same tag.

After the election deadline, Votegral’s tally service uses verifiable shuffles [65] in a mix cascade [37] to anonymize the set of public credential tags associated with currently-active records in the registration log. The tally service similarly shuffles the set of all encrypted ballots cast using any credential. In this shuffling process, the tally service cryptographically blinds the public key that each credential was submitted with, and in parallel, decrypts while identically blinding all the public credential tags derived from the registration log. Because the public tag on all of Alice’s credentials was an encryption of the public key of Alice’s *real* credential, this means that the blinded credential key associated with Alice’s real vote now matches the decrypted and blinded public credential tag derived from the registration log. The tally service verifiably counts Alice’s real vote as a result of this tag match. The credential public keys associated with fake votes, however, do not match any blinded public credential tag after the shuffle, and as a result are discarded.

The design sketched so far mostly achieves universal verifiability. Anyone may inspect the eligible voter roster on the registration log, and the encrypted ballots on the ballot log; anyone can check the shuffle proofs to verify that both the roster and ballots were shuffled via a correct but secret permutation; and, anyone can verify that only ballots authorized by appropriate registration log entries are counted, at most one ballot per voter. We have not yet achieved individual verifiability, however: how does Alice know or verify which of her credentials is real, or that any of them are real?

4.3 Interactively proving real credentials real

To enable Alice to verify individually that the ballot she cast with her real credential will be counted, she needs to “know” that the public credential tag printed on all her credentials and recorded in the registration log is a correct encryption of her real credential’s public key. This is ultimately the critical single bit of information Alice needs to complete the end-to-end transparency chain and verify that her real vote

will count. For coercion resistance, however, Alice must be unable to prove that critical information bit to anyone else.

As a straw-man, the kiosk might give Alice an ordinary non-interactive zero-knowledge proof, of the kind commonly used in digital signatures, that her credentials' public tag is an encryption of her real credential. Alice could then be certain that her real credential is real – but then she might also take that proof (receipt) with her upon leaving the booth and hand it to a coercer or vote buyer, who would be equally convinced. Such a non-interactive proof would therefore support transparency but undermine coercion resistance.

A key observation is that we can use *interactive* zero-knowledge proofs or IZKPs to convince Alice that her real credential is real without making that information transferable. TRIP uses IZKPs taking the common Σ -protocol form, which consist of three steps: *commit*, *challenge*, and *response*. For such an IZKP to be sound and effectively prove anything, the protocol must be executed in precisely this order: *first* the prover chooses a cryptographic commitment; *then* the verifier chooses a challenge value previously-unknown to the prover; *finally* the prover computes the sole valid response corresponding to the combination of commit and challenge. If the Σ -protocol is executed in the wrong order – in particular, if the prover knows or can guess the verifier's challenge *before* choosing the commit – then the IZKP is unsound and the prover can trivially “prove” anything.

Leveraging this observation, TRIP includes in all credentials, real and fake, a *transcript* of the three phases of an IZKP, which *purports* to prove that the public credential tag contains an encryption of the credential's public key – i.e., that the credential is real. Anyone can verify the structural validity of these IZKP proof transcripts, and voters' devices do so automatically when activating credentials. Such a transcript alone omits one crucial bit of information, however: was the commit, or the challenge, chosen first? TRIP achieves coercion-resistant verifiability by revealing this one crucial bit of information to the voter only interactively, via the sequence of steps that the voter takes in the privacy booth to print real and fake credentials. Once the voter observes this distinction in printing steps, the credentials themselves embody only IZKP transcripts, which lack the crucial bit of “voter's-eyes-only” information, and are useless to prove to anyone else which credential is real. Real credentials contain sound IZKPs, fake credentials contain unsound ones, and the two are cryptographically indistinguishable once printed.

Prior work has used sound and unsound IZKPs in similar fashion for coercion-resistant in-person voting [3, 4, 73, 96]. To our knowledge, however, TRIP is the first design to use IZKPs in *registration* for e-voting to achieve verifiability and coercion resistance using fake credentials.

4.4 Physically materializing usable credentials

Although IZKPs in principle resolve the conflict between individual verifiability and coercion resistance, for usability

we cannot expect ordinary voters to understand e-voting systems or cryptography, or any of the technical details underlying credentials, or precisely *why* technically Alice should be convinced that her real credential is real. In particular, we need a physically *materialized* credentialing process that ordinary voters can understand and follow given only minimal training, and ideally that is cheap and efficient enough to deploy at scale. These are the considerations that motivate TRIP's specific design using paper credentials.

One particular issue is that to ensure that the kiosk *must* honestly produce sound IZKPs for real credentials, the voter – taking the verifier's role in the IZKP – must choose and give the kiosk a cryptographic challenge, only *after* the kiosk has printed the IZKP commit. Choosing and entering a high-entropy random challenge manually would be tedious and burdensome, and ordinary users are bad at choosing random numbers [105]. These considerations motivate TRIP's choice to use envelopes, each pre-printed with a unique random QR code, enabling voters to pick a challenge by selecting any envelope from a supply provided in the booth. A compromised registrar could duplicate envelopes to make challenges more predictable, but an activation-time check for duplicate challenges detailed in Appendix F.3.5 ensures high-probability detection if many envelopes are duplicated.

Above and beyond the instructional video, we would like the credentialing process itself to help train voters to learn and expect the correct process, especially for printing real credentials. To ensure in particular that voters do not hastily choose or present an envelope too early, before the kiosk has printed the IZKP commit, an honest kiosk first chooses one of a few symbols at random and prints it just above the commit QR code. The voter must then choose and scan any envelope with the matching symbol. When interacting with an honest kiosk, therefore, the voter *must* wait to see the symbol (and hence commit) printed before picking an envelope; otherwise the honest kiosk gently rejects a voter's choice of an envelope with the wrong symbol. If a voter accustomed to this process later encounters a compromised kiosk that asks them to present an envelope first while supposedly printing a “real” credential, we hope that the voter's normal-case training will make such an irregularity more noticeable.

To create fake credentials, in contrast, the kiosk asks the voter to choose and present an envelope first. The kiosk thereby obtains the challenge before choosing its commit, thus enabling the kiosk to fake a “proof” of the credential's “realness.” Again, we hope that even voters completely unaware of the reasons for this curious process will nevertheless be able to follow it and, at least with moderate probability, notice and report if a compromised kiosk ever attempts to use the fake-credential process to print a “real” credential.

TRIP's envelope and receipt design secures transport and activation. Fully inserting the receipt into the envelope places the credential in the *transport* state (Fig. 2c). In this state, the QR code necessary for check out appears through the

envelope’s window, but the envelope’s opaque lower portion hides the area of the receipt containing the credential’s secret key. Only after the voter transports the credential to whatever device the voter trusts to activate it on, the voter pulls the receipt out of the envelope just enough to reveal the two other QR codes needed for activation, including the credential’s secret key, as shown in Fig. 2d.

4.5 Subtleties, design extensions, and limitations

The above summary omitted two subtleties of TRIP’s design. **Impersonation defenses.** To ensure prompt detection and remediation of any successful registration-time impersonation of a voter – whether by a look-alike or by a corrupt registration official – TRIP notifies voters of all registration events. Appendix J discusses in more detail these threats, defenses, and their implications for coercion resistance.

Credential signing. All TRIP credentials include a signature of the kiosk that produced them, not shown in Fig. 3. This signature ensures that credentials are authorized and traceable to a particular registrar and check-in event, and also counters subtle attacks against related prior approaches [142] in which a coercer identifies a voter’s real credential by forging a mathematically-related fake credential [8, 27, 144].

The design of Votebral supports a few optional extensions, which might be included or excluded for policy reasons.

Voting History. Voters can save and view their voting history on their devices to further enhance cast-as-intended individual verifiability, as discussed in Appendix C.1. Coercion resistance remains intact because casting votes with a fake credential effectively fabricates a fake voting history.

Reducing Credential Exposure. Although the protocol above ensures that theft of and voting with a credential’s secret is eventually detectable, an extension in Appendix C.2 reduces the “window of vulnerability” by ensuring that credential theft is more promptly detectable *by activation time*.

Resisting Extreme Coercion. A few voters might face extreme coercion, such as by being searched immediately after registration. An extension in Appendix C.3 allows voters to delegate their vote within the privacy booth, e.g., to a political party, leaving the booth holding only fake credentials.

Like any system, Votebral has important limitations. Votebral assumes the public roster of eligible voters is correct, and cannot address the suppression or fakery of voters, as discussed in Appendix B. Systematically addressing other threat vectors, such as voter impersonation (Appendix J), side channels (Appendix L), and rare “Ramanujan voters” able to compute cryptographic functions in their heads (Appendix I.3), are also beyond this paper’s scope.

5 Informal security analysis

A voting system is secure if it resists attacks that manipulate the election outcome, despite all participants being untrustworthy to some extent. This section summarizes how

Votebral achieves end-to-end verifiability and coercion resistance, countering two of the three adversaries we model.

We do not cover the privacy adversary here, as this paper focuses primarily on verifiability and coercion resistance. In brief, Votebral ensures privacy because decryption of a voter’s real ballot would require compromising all election authority members, which is not possible per our threat model. We present a privacy proof sketch in Appendix F.2.

5.1 Individual and universal verifiability

The integrity adversary’s goal is to manipulate the election outcome *without detection*. By making each step of the election process verifiable, ensuring end-to-end verifiability, Votebral prevents this adversary from achieving its goal.

Individual Verifiability. This notion of verifiability ensures that voters can verify that their submitted real ballot reflects their intended vote and is included in the final tally. Since this paper focuses on the registration process (TRIP), our security analysis centers on achieving the latter: ensuring that the cast ballot counts.¹ To achieve this in a system with real and fake credentials, the voter must be convinced that they have obtained their real credential. The integrity adversary can attempt to steal the voter’s real credential by either impersonating the voter during registration or by issuing the voter a fake credential and claiming it as their real one.

To counter impersonation, Votebral publishes the real credential’s public component c_{pc} alongside the voter’s identity on the ledger at check-out. The voter’s device then alerts the voter to any registration event. If the voter did not initiate this registration, the attack is detected, and the voter can re-register to replace c_{pc} and invalidate the false registration.

To prevent an adversary from claiming a fake credential as real, voters are educated through an instructional video on the four-step process for creating a real credential and how it differs from a fake one. In §7.5, we present voter performance in this process from our user study. Consequently, the integrity adversary’s only chance of success is to guess the envelope—the ZKP challenge—that the voter selects. While the adversary can control the number of envelopes in the booth, and create duplicate envelopes (envelopes with identical challenges), they cannot influence the voter’s actions, such as envelope selection or the number of envelopes consumed (each credential consumes one envelope). This makes the adversary’s success probability minimal, and it becomes negligible over repeated attacks against many voters, as are usually necessary to influence an election.

Definition (Individual verifiability – informal). The integrity adversary interacts with an honest voter’s *voter-supporting device* (VSD) throughout the registration and voting workflow, controlling all registrar components. We fix

¹Numerous prior works [12, 29] have explored ways to help voters ensure that the ballot they cast contains their intended vote. Votebral’s voting history extension (§4.5) offers one such cast-as-intended verification method.

a target voter V_{id}^* , an *intent* (the public credential and desired vote), and a conflicting *goal*. \mathcal{I} wins if (1) the VSD’s activation-time checks and cast-as-recorded comparison accept, and (2) the ledger records the adversary’s goal for V_{id}^* (with goal \neq intent).

Theorem (Individual verifiability, sketch). Let n_E be the number of envelopes in the booth, n_c the voter’s chosen number of credentials, D^c the probability distribution of voters choosing n_c , and k the number of envelopes the adversary duplicates with the same challenge. Then the success probability of any PPT integrity adversary \mathcal{I} is at most

$$\max_{1 \leq k \leq n_E} \mathbb{E}_{n_c \sim D^c} \left[\frac{k}{n_E} \cdot \frac{\binom{n_E-k}{n_c-1}}{\binom{n_E-1}{n_c-1}} \right] + \text{negl}(\lambda)$$

Proof sketch. Tampering *after* correct registration is detected: the VSD compares the posted ballot to the one it formed and signed; ElGamal decryption is unique (binding), so any plaintext change necessarily affects the ciphertext. Tampering *at* registration reduces to either (a) forging the Σ -protocol (negligible under DLP), or (b) guessing the voter’s chosen challenge in advance. The best strategy is to “stuff” k envelopes with the same challenge e^* and hope the voter uses one such envelope for the real credential (probability k/n_E), while picking the remaining $n_c - 1$ envelopes for fake credentials from the honest pool without picking another e^* . Averaging over $n_c \sim D^c$ gives the bound. See Appendix F.3 for the formal game (Game IV), theorem and proofs. Across N independent target voters, the success probability becomes p_{\max}^N (strong iterative IV; Appendix F.3.6).

Universal Verifiability. This enables anyone to verify the outcome by ensuring the integrity of the tallying process. Since this paper focuses on TRIP, the registration component of VoteGral, we omit this proof. VoteGral’s voting and tally processes follow the JCJ lineage with publicly verifiable shuffles and threshold decryption [75], while using publicly verifiable deterministic tags limited to registrar-issued credentials for linear-time filtering [82].

5.2 Coercion resistance

The coercion adversary aims to influence election outcomes by pressuring voters either to cast a specific vote, or not to vote. Coercion resistance ensures this adversary cannot determine whether a voter complied, thereby thwarting their objective. This section summarizes how VoteGral achieves coercion resistance, with formal proofs in Appendix F.1.

VoteGral achieves coercion resistance by enabling voters to create fake credentials, allowing them to appear compliant while concealing their real credential. These fake credentials are cryptographically and visibly indistinguishable from real ones, as discussed in §4.3 on credential issuance. This indistinguishability also holds when a voter uses a fake credential to cast fake votes. Thus, the coercer cannot determine voter’s compliance based on credential appearance or behavior.

Since the coercer cannot observe the voter creating their credential—the only way to distinguish these credentials—the coercer may attempt, before registration, to demand the voter to create a specific number of fake credentials and present them along with one additional credential—their real one. However, voters can always generate one more fake credential, maintaining the secrecy of their real credential.

Unable to discern compliance through voter actions, the coercer might turn to the ledger to determine whether the voter complied with their demands. The ledger reveals the voter’s associated public component c_{pc} , the total number of envelopes used in the system and the final tally. Regarding c_{pc} , the coercer might attempt to encrypt the credentials’ c_{pk} given by the voter with the election authority’s public key. Encryptions are cryptographically randomized, however, so even if the adversary possesses the real credential, the resulting c_{pc} will differ from the one on the ledger. Similarly, decrypting c_{pc} is infeasible as the adversary cannot compromise all the tally servers, as per the threat model, and thus cannot reconstruct the tally service’s private key. As for the ledger’s disclosure, in aggregate, of the number of envelopes used and the tally, coercion remains ineffective due to statistical uncertainty stemming from the actions of voters the adversary does not control. For example, if the tally shows 5 votes each for candidates A and B, a coercer demanding a vote for A cannot determine whether the coerced voter contributed to A’s votes or voted for B alongside others.

Definition (Coercion resistance — informal). Compare a real game, where coercer C interacts with TRIP (choosing a target voter, dictating actions, obtaining controlled voters’ credentials, and observing the ledgers), with an ideal game where the attacker sees only the statistical uncertainty from honest voters’ behavior (distributions D^c over number of fake credentials and D^v over vote choices). The advantage is

$$\text{Adv}_C^{\text{cr}} = \left| \Pr[\text{Real game} = 1] - \Pr[\text{Ideal game} = 1] \right|$$

Appendix F.1 defines games C-Resist and C-Resist-Ideal.

Theorem (Coercion resistance, sketch). Under DDH in G , the Σ -protocol’s soundness, and EUF-CMA signatures (with NIZK simulations in the random-oracle model), $\text{Adv}_C^{\text{cr}} \leq \text{negl}(\lambda)$; only uncertainty induced by D^c and D^v remains.

Proof sketch. Hybrid 1 (Eliminate Voting Ledger View): Replace honest ballots by a DDH-based simulation and program proofs in the ROM; C ’s view becomes independent of honest votes. Hybrid 2 (Number of Fake Credentials): Real and fake credential transcripts are indistinguishable, and giving C the real credential adds no tallying power, so only the distribution D^c over honest voters’ fake credentials influences C ’s uncertainty. Hybrid 3 (Eliminate Registration Ledger View): Replace the TRIP roster with a JCJ roster via ElGamal semantic security. Each hybrid hop is indistinguishable, so the total distinguishing advantage is negligible. (See Appendix F.1.)

6 Implementation

Our full Votegral prototype consists of 9,182 lines of code as counted by CLOC [34], broken down further in Appendix N. The code is available at

<https://github.com/dedis/votegral>.

TRIP is 2,633 lines of Go [95], and uses [dedis/kyber](#) [35] for cryptographic operations, [gozxing](#) [62] for QR code processing, [gofpdf](#) [76] and [pdfcpu](#) [129] for printing and reading QR codes. We use Schnorr signatures with SHA-256 on the edwards25519 curve and ElGamal on the same group.

The rest of Votegral comprises 1,816 lines of Go, utilizing [dedis/kyber](#) [35] for cryptographic operations, Bayer Groth [10] for shuffling ElGamal ciphertexts, and a distributed deterministic tagging protocol [153]. Votegral uses a C implementation of Bayer Groth for shuffle proofs [33]. Unlike a complete system, Votegral simulates each phase of an e-voting system, focusing on the cryptographic operations as these incur the highest computational costs.

7 Experimental evaluation

We evaluate TRIP’s practicality via these key questions:

- Q1: Is TRIP fast enough in practice to accommodate voters who are willing to spend only a few minutes in a booth?
- Q2: How does TRIP’s registration-phase performance compare to that of state-of-the-art e-voting systems?
- Q3: How does an online voting system using TRIP perform, and scale with voter population, measuring the full “end-to-end” (E2E) voting pipeline from setup through tallying?
- Q4: Can voters effectively register using TRIP, and protect verifiability by identifying a malfunctioning kiosk?

To evaluate Votegral’s computational cost and answer Q2 and Q3, we compare TRIP against three e-voting protocols: (1) Swiss Post [145], a verifiable secret ballot system used in Switzerland; (2) VoteAgain [93], a coercion-resistant voting system based on deniable re-voting; and (3) Civitas [27], a verifiable and coercion-resistant voting system. Swiss Post’s voting system represents the state-of-the-art in verifiable secret-ballot systems, despite lacking coercion resistance. We chose VoteAgain for its efficient tallying process, despite stronger trust assumptions to achieve end-to-end verifiability. We compare against Civitas because it is a well-known coercion-resistant, end-to-end verifiable system based on JCJ [45, 82, 83, 102–104]. We omit coercion-resistant systems that rely on cryptographic primitives still deemed impractical [130], or that we were unable to run despite our efforts, including Estonia’s system based on deniable re-voting [42].

7.1 Experimental setup and benchmarks

For §7.2, we run TRIP across four distinct hardware setups: (L1) a Point-of-Sale Kiosk (Quad-core Cortex-A17, 2GB RAM, Linaro), (L2) a Raspberry Pi 4 (Quad core Cortex-A72, 4GB RAM, Raspberry Pi), (H1) a Parallels VM on Macbook Pro (M1 Max 4 cores, 8GB RAM, Ubuntu 22.04.2), and (H2) a

Beelink GTR7 (AMD Ryzen 7840HS, 32GB RAM, Ubuntu 22.04.4). (L) devices represent resource-constrained systems.

The Macbook Pro serves as our baseline, while the Raspberry Pi and Beelink are compact computational units suitable for integration into devices with QR printing and scanning capabilities. The Point-of-Sale Kiosk, used in our user study [94], includes both computational elements and QR peripherals (receipt printer and barcode/QR scanner). Due to issues with the kiosk’s built-in receipt printer, particularly with tearing receipts, we replaced it with a dedicated EPSON TM-T20III printer with an automatic cutter for easier receipt handling. To ensure consistency across all devices, we equipped each configuration with this printer and a Bluetooth-connected barcode/QR scanner, as wired connections were not compatible across all four configurations.

Our end-to-end evaluation in §7.4 simulates the main phases of an election—Registration, Voting and Tally—while focusing on computational costs. This focus is because cryptographic primitives usually incur the most expensive computational costs, making these costs a standard metric for comparing different e-voting systems. For these experiments, we use Deterlab [15] featuring a bare-metal node with two AMD EPYC 7702 processors for a total of 128 CPU cores (256 threads) and 256GB RAM. The latency of the Swiss Post system represents a realistic benchmark, as it is a government-approved e-voting system deployed in Switzerland.

7.2 Voter-observable registration latencies

This experiment addresses Q1: whether TRIP’s performance is adequate for realistic use in environments where voters typically spend a few minutes each in the privacy booth. This experiment also explores whether TRIP can operate on low-cost, resource-constrained, or battery-powered devices.

We scripted TRIP to issue one real and one fake credential without human involvement, measuring all user-observable wall-clock delays across all registration phases, including cryptographic operations, QR code scanning (“QR Scan”), encoding/decoding (“QR Read/Write”), and receipt printing (“QR Print”). Since QR printing and scanning are mechanical components, they introduce unique challenges in latency measurement. For QR printing, we adapted CUPS [108] to capture CPU and wall-clock latency from job initiation to completion. For QR scanning, we measured the time when TRIP starts to receive data to when it captures the terminating character. We ran TRIP for 10 consecutive registrations on each hardware, recording wall-clock and CPU latencies for each registration component and phase (Figs. 4a and 4b).

First, the maximum wall-clock latency perceived by voters during registration is under 19.7 seconds on all deployments, with the longest wall-clock latency for any specific registration process being under 6.5 seconds. In in-person voting, by comparison, the duration that a voter stays inside a booth varies greatly, depending on the complexity of the ballot. A

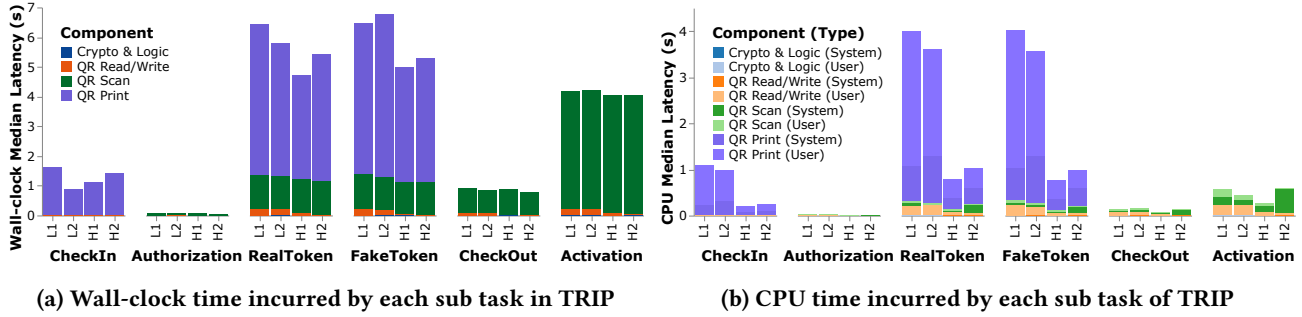


Figure 4. Execution latency: (L) represents resource-constrained devices while (H) represents resource-abundant devices.

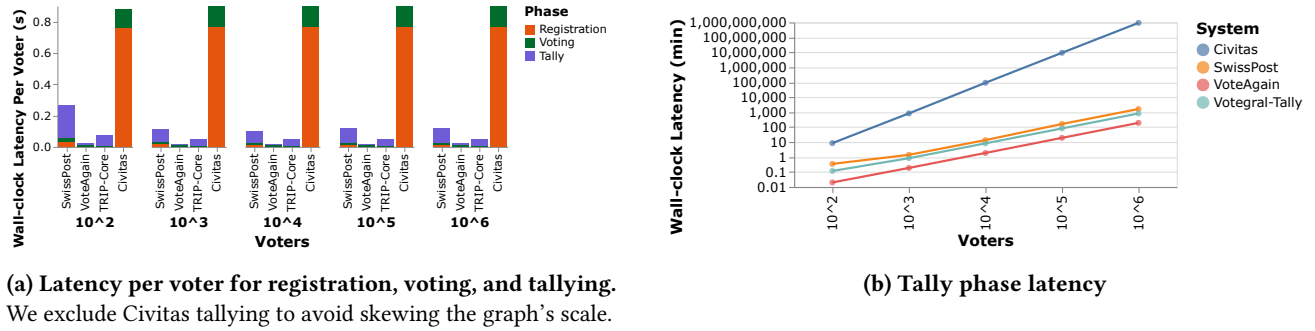


Figure 5. Comparing Phase Execution across Voting Systems. Swiss Post is end-to-end verifiable but not coercion resistant. VoteAgain is coercion resistant via deniable re-voting. Civitas implements the JCJ system with coercion resistance via fake credentials. Due to its quadratic time complexity, we extrapolate Civitas’ latency beyond 10^4 voters. Each system uses four shufflers. As this parameter was not configurable in VoteAgain, we ran its mixing and shuffling processes four times.

voting time estimator tool [150] states that marking a single-race ballot—where a voter chooses one candidate among several—takes between 19 and 44 seconds (90% confidence interval). Assuming voters instantly execute the mechanical tasks, QR printing and scanning, TRIP meets the lower end of this time range, even on resource-constrained devices.

Second, QR-related tasks significantly contribute to the total wall-clock latency: QR Printing and scanning account for at least 69.5% of the time, with a median overhead of 97.5%. In particular, it takes about 948 milliseconds on average to scan each QR code across devices. This duration is primarily due to the time required to transfer QR data (13-356 bytes) from the scanner to the computational devices. We expect that a real deployment would use a more suitable barcode/QR scanner, such as the kiosk’s embedded scanner, which scans even 300-byte QR codes almost instantly. Using a more efficient scanner could thus reduce the overall registration latency by about a third, on average, as each registration run currently takes 7 seconds, on average, to scan QR codes.

Third, we find that the resource-constrained devices (L1 and L2) perform up to 19.8% slower than higher-end devices (H1 and H2). Specifically, L1 is the slowest with a wall-clock latency of 19.7 seconds, while H1 is the fastest at 15.8 seconds.

We attribute this difference to the CPU time distribution shown in Fig. 4b. On average, the CPU latency for resource-constrained devices is 260% higher than that for higher-end devices. In particular, QR printing on these devices takes 380% longer than that on higher-end devices. Despite these significant increases in CPU latency, the overall wall-clock latency rises only by an average of 16.5%.

In answer to Q1, we find that TRIP appears suitable for environments on time scales comparable to those applicable to in-person voting, even on resource-constrained devices.

7.3 Registration performance across systems

We now examine Q2: How does registration performance in TRIP compare to the registration-time costs of other e-voting systems? This experiment focuses on computational costs, excluding the I/O-related latencies such as QR code printing and scanning considered earlier for Q1. We focus on computation cost for two reasons: TRIP’s I/O-bound phases lack direct analogs in existing systems, making “apples-to-apples” comparison impractical; and second, computation cost is a key metric in e-voting research, as cryptographic operations, such as shuffling, decryption, and zero-knowledge proof generation and verification, typically dominate and

can be prohibitive for deployment. We compare the cryptographic performance between TRIP, Swiss Post, VoteAgain, and Civitas, while varying the number of voters.

For TRIP, which includes voter-interaction features like QR codes, we use a configuration termed “TRIP-Core” that omits all QR-related tasks to isolate the cryptographic operations. Swiss Post provided us with their end-to-end election simulator, enabling us to run their cryptographic functions. VoteAgain and Civitas did not require any changes to the code provided by their respective papers. Figure 5a presents our per-voter results, which also include data for the voting and tallying phases, which is later discussed in §7.4.

In the 1-million-voter configuration, the per-voter registration latency is 1.2 ms for TRIP, 13 ms for Swiss Post, 0.1 ms for VoteAgain, and 771 ms for Civitas (Fig. 5a). Accordingly, TRIP is about two orders of magnitude faster than Civitas, about one order of magnitude faster than Swiss Post, and about one order of magnitude slower than VoteAgain. Part of the gap comes from group choice: Civitas uses large-modulus primitives, whereas TRIP, Swiss Post, and VoteAgain use elliptic curve cryptography, which is generally faster at the same security level. These results suggest that TRIP lies in the same performance range as modern e-voting systems.

7.4 End-to-end performance across systems

To address Q3, we broaden our perspective to the full “end-to-end” e-voting pipeline, comparing VoteAval against Swiss Post, VoteAgain and Civitas. We used TRIP-Core as the registration component, and the voting and tallying schemes detailed in Appendix M. We measured the execution latency of each phase for configurations ranging from 100 to 1 million voters while maintaining four tallies. Because tallying in Civitas has quadratic complexity, we extrapolated its results after 1,000 voters. Figure 5a depicts the total execution latency per voter across each phase (excluding the tally phase in Civitas), and Figure 5b compares the tally latencies of the four systems.

During the voting phase alone, the per-voter latency for TRIP, Swiss Post, VoteAgain, and Civitas is 1 ms, 10 ms, 10 ms, and 128 ms, respectively. Voting latency is independent of voting population in all systems, unsurprisingly, since this phase is “embarrassingly parallel.” Voting in VoteAval performs an order of magnitude faster than Swiss Post and VoteAgain, and two orders of magnitude faster than Civitas.

In the tally phase (Fig. 5b), VoteAval requires approximately 14 hours for 1 million ballots, compared to 3 hours for VoteAgain, 27 hours for Swiss Post and an impractical 1,768 years (estimated) for Civitas. VoteAgain significantly outperforms, but it does so under stronger trust assumptions: it assumes a registration authority that will not impersonate voters (e.g., not cast votes on their behalf), and a centralized service necessary to preserve coercion resistance. It also inherits the standard revoting limitation: if a coercer controls the voter

until the polls close, the voter cannot recover. Civitas’ significant tally cost stems from the JCJ filtering step [75]: pairwise plaintext-equivalence tests (PETs [71]) to remove duplicate ballots and to test membership against real credential tags. While Civitas can improve tally performance by partitioning voters into groups and tallying each group separately, this approach reduces the per-group anonymity set—and thus the coercer’s statistical uncertainty—which weakens coercion resistance. VoteAval achieves a significant improvement over Civitas by leveraging TRIP’s natural constraint on issued credentials and by restricting valid ballots to those cast with registrar-issued credentials (real or fake), as explained in Appendix M.

In summary, VoteAval outperforms Civitas in “end-to-end” performance across the pipeline, and is competitive with other recent systems such as Swiss Post and VoteAgain.

7.5 Usability studies of TRIP

To address Q4, whether voters can use TRIP and detect a compromised kiosk, we conducted a usability study with 150 participants in Boston, Massachusetts. Our findings, detailed in our companion paper [94], are summarized below. Our studies were approved by our institutional review board.

We initially conducted two preliminary user studies involving 77 participants to gain insights on our design.² This led to two enhancements in TRIP. First, we replaced a QR code on the check-in ticket with a barcode, as participants often mistook it for the kiosk’s first printed QR code used to create real credentials. Second, to remind participants to pick and scan an envelope after the first QR, we added a matching symbol on the receipt and envelopes, prompting the voter to select an envelope bearing the same symbol.

In our main study with 150 participants [94], TRIP achieved an 83% success rate and a System Usability Scale score of 70.4 – slightly above the industry average of 68. Participants found TRIP just as usable as a simplified one involving only real credentials. Furthermore, 47% of participants who received security education could detect and report a misbehaving kiosk, while 10% could do so without security education. Assuming each voter has a 10% chance of detecting and reporting a malicious kiosk, the probability that such a kiosk could trick 50 voters without detection is under 1%. For 1000 voters, that drops to a cryptographically negligible $1/2^{152}$.

8 Related work

In JCJ [75], the registrar issues a real credential via an abstract untappable channel. The registrar and voter are then assumed to protect the secrecy of this real credential. TRIP implements this untappable channel using a paper-based workflow utilizing interactive zero-knowledge proofs.

²The first preliminary study involved 41 PhD students; the second involved 36 individuals from varying locations across Boston, Massachusetts.

Civitas [27] proposes that voters interact with multiple registration tellers to reduce trust in any one teller. Asking real-world voters to interact with several tellers, however, incurs significant complexity and convenience costs, whose practicality has never been tested with a usability study. The election authority also faces the prospect of explaining this convenience cost to voters with a justification that risks sounding like: “You must interact with several registration tellers because you can’t fully trust any of them, although we hired and trained them and they answer to us.” Election authorities usually want to and are mandated to promote trust in elections and electoral processes, not to undermine that very trust! In TRIP, coerced voters avoid such a predicament: they know they must either trust the kiosk (and realistically the registrar) not to collude with their coercer, or else comply with the coercer’s demands—a simpler binary choice.

In Krivoruchko’s work on registration [84, 85], voters must generate their real credential, encrypt it, and then provide the encrypted version to the registrar. This process ensures that the registrar never obtains the real credential, eliminating the need for the registrar to prove the credential’s integrity. Nevertheless, this approach has two shortcomings with respect to coercion resistance: First, voters must possess a device prior to registration, which the coercer could have compromised or confiscated beforehand. Second, the scheme lacks a mechanism that proves to the registrar that the voter’s device knows the real credential from the encrypted version it submits to the registrar. This is essential to prevent voters from giving the registrar an encrypted version of a real credential that was generated by a coercer, thus rendering the credential inaccessible to the voter.

Prior work used interactive zero-knowledge proofs (IZKP) for receipt-free in-person voting [3, 4, 24, 73, 96]. Moran and Noar’s approach [96] relied on DRE machines to place an opaque shield over part of the receipt and asked voters to enter random words as a challenge. In contrast, TRIP uses IZKPs for registration rather than voting, and simplifies the process with a design that involves selecting an envelope and scanning its QR code. TRIP also eliminates the need for a *trusted* party to generate ZKP challenges for usability [73], especially when an adversary targets many voters. As discussed in Appendix I.3, we do not deem it necessary to shield the printed commitment from the voter: it is hard for ordinary users to interpret QR codes or compute cryptographic functions without electronic devices, a much easier unauthorized use of which is simple recording (Appendix I.1).

9 Conclusion

Votegral is the first coercion-resistant, verifiable, user-studied online voting system based on fake credentials, requiring no trusted device in credential issuance. We find that Votegral is competitive in performance and efficiency with today’s state-of-the-art e-voting systems. Formal security proofs confirm

that TRIP provides individual verifiability and coercion resistance. Finally, usability studies offer evidence that Votegral is understandable and usable by ordinary voters.

10 Acknowledgments

The authors would like to thank Eric Dubuis, Rolf Haenni, Ari Juels, Ron Rivest, Peter Ryan, and the anonymous reviewers for their valuable feedback on earlier drafts. The authors are also grateful to the Swiss Post team for their help with running and evaluating the Swiss Post e-Voting System.

This project was supported in part by the Fulbright U.S. Student Program, the Swiss Government Excellence Scholarships for Foreign Scholars, armasuisse Science and Technology, the AXA Research Fund, and ONR grant N000141912361. Simone Colombo’s work was partly supported by UKRI grant EP/X017524/1, and not by armasuisse or ONR grants.

References

- [1] Dirk Achenbach, Carmen Kempka, Bernhard Löwe, and Jörn Müller-Quade. 2015. Improved Coercion-Resistant Electronic Elections through Deniable Re-Voting. In *USENIX Journal of Election Technology and Systems* (2, Vol. 3). USENIX Association, 26–45. <https://www.usenix.org/conference/jets15/workshop-program/presentation/achenbach>
- [2] Ben Adida. 2008. Helios: Web-based Open-Audit Voting.. In *USENIX Security Symposium*, Vol. 17. USENIX Association, 335–348. https://www.usenix.org/legacy/events/sec08/tech/full_papers/adida/adida.pdf
- [3] Ben Adida and C. Andrew Neff. 2006. Ballot Casting Assurance. In *Proceedings of the USENIX/Accurate Electronic Voting Technology Workshop 2006 on Electronic Voting Technology Workshop*. USENIX Association. <https://www.usenix.org/conference/evt-06/ballot-casting-assurance>
- [4] Ben Adida and C. Andrew Neff. 2009. Efficient Receipt-Free Ballot Casting Resistant to Covert Channels. In *Proceedings of the 2009 conference on Electronic voting technology/workshop on trustworthy elections*. USENIX Association. <https://www.usenix.org/conference/evtwote-09/efficient-receipt-free-ballot-casting-resistant-covert-channels>
- [5] Steven Adler, Zoë Hitzig, Shrey Jain, Catherine Brewer, Wayne Chang, Renée DiResta, Eddy Lazzarin, Sean McGregor, Wendy Seltzer, Divya Siddarth, Nouran Soliman, Tobin South, Connor Spelliscy, Manu Sporny, Varya Srivastava, John Bailey, Brian Christian, Andrew Critch, Ronnie Falcon, Heather Flanagan, Kim Hamilton Duffy, Eric Ho, Claire R. Leibowicz, Srikanth Nadhamuni, Alan Z. Rozenshtein, David Schnurr, Evan Shapiro, Lacey Strahm, Andrew Trask, Zoe Weinberg, Cedric Whitney, and Tom Zick. 2025. Personhood credentials: Artificial intelligence and the value of privacy-preserving tools to distinguish who is real online. <https://doi.org/10.48550/arXiv.2408.07892>
- [6] Makhabbat Amanbay. 2023. The Ethics of AI-generated Art. <https://papers.ssrn.com/abstract=4551467>
- [7] Andrew W. Appel, Richard A. DeMillo, and Philip B. Stark. 2020. Ballot-Marking Devices Cannot Ensure the Will of the Voters. *Election Law Journal: Rules, Politics, and Policy* 19, 3 (Sept. 2020), 432–450. <https://doi.org/10.1089/elj.2019.0619>
- [8] Roberto Araújo, Sébastien Foulle, and Jacques Traoré. 2010. A Practical and Secure Coercion-Resistant Scheme for Internet Voting. In *Towards Trustworthy Elections: New Directions in Electronic Voting*. Springer, Berlin, Heidelberg, 330–342. <https://doi.org/10.1007/978->

- 3-642-12980-3_20
- [9] James Austgen, Andrés Fábrega, Sarah Allen, Kushal Babel, Mahimna Kelkar, and Ari Juels. 2023. DAO Decentralization: Voting-Bloc Entropy, Bribery, and Dark DAOs. <https://doi.org/10.48550/arXiv.2311.03530>
- [10] Stephanie Bayer and Jens Groth. 2012. Efficient Zero-Knowledge Argument for Correctness of a Shuffle. In *Advances in Cryptology – EUROCRYPT 2012*. Vol. 7237. Springer Berlin Heidelberg, Berlin, Heidelberg, 263–280. http://link.springer.com/10.1007/978-3-642-29011-4_17
- [11] Josh Benaloh. 1987. *Verifiable Secret-Ballot Elections*. Ph.D. Thesis. Yale University. <https://www.microsoft.com/en-us/research/publication/verifiable-secret-ballot-elections/>
- [12] Josh Benaloh. 2007. Ballot Casting Assurance via Voter-Initiated Poll Station Auditing. In *2007 USENIX/ACCURATE Electronic Voting Technology Workshop*. Boston, MA. <https://www.usenix.org/conference/evt-07/ballot-casting-assurance-voter-initiated-poll-station-auditing>
- [13] Josh Benaloh. 2013. Rethinking Voter Coercion: The Realities Imposed by Technology. *USENIX Journal of Election Technology and Systems* 1, 1 (2013). <https://www.usenix.org/jets/issues/0101/benaloh>
- [14] Josh Benaloh and Dwight Tuinstra. 1994. Receipt-free secret-ballot elections. In *Proceedings of the 26th annual ACM symposium on Theory of Computing (STOC '94)*. 544–553. <https://doi.org/10.1145/195058.195407>
- [15] Terry Benzel. 2011. The science of cyber security experimentation: the DETER project. In *Proceedings of the 27th Annual Computer Security Applications Conference (ACSAC '11)*. Association for Computing Machinery, New York, NY, USA, 137–148. <https://doi.org/10.1145/2076732.2076752>
- [16] David Bernhard, Véronique Cortier, Pierrick Gaudry, Mathieu Turuani, and Bogdan Warinschi. 2018. Verifiability Analysis of CHVote. <https://eprint.iacr.org/undefined/undefined>
- [17] Matthew Bernhard. 2021. Risk-limiting audits: A practical systematization of knowledge. In *Proceedings of the Sixth International Joint Conference on Electronic Voting E-Vote ID 2021*. Springer LNCS, Virtual Event, 162–177. https://mbernhard.com/papers/RLA_Threat_Model.pdf
- [18] Matthew Bernhard, Allison McDonald, Henry Meng, Jensen Hwa, Nakul Bajaj, Kevin Chang, and J. Alex Halderman. 2020. Can Voters Detect Malicious Manipulation of Ballot Marking Devices?. In *2020 IEEE Symposium on Security and Privacy*. IEEE, 679–694. <https://doi.org/10.1109/SP40000.2020.00118>
- [19] Christian Blum and Christina Isabel Zuber. 2016. Liquid Democracy: Potentials, Problems, and Perspectives. *The Journal of Political Philosophy* 24, 2 (June 2016), 162–182.
- [20] Joseph Bonneau, Elie Bursztein, Ilan Caron, Rob Jackson, and Mike Williamson. 2015. Secrets, Lies, and Account Recovery: Lessons from the Use of Personal Knowledge Questions at Google. In *Proceedings of the 24th international conference on World Wide Web*. 141–150.
- [21] Maria Borge, Eleftherios Kokoris-Kogias, Philipp Jovanovic, Linus Gasser, Nicolas Gailly, and Bryan Ford. 2017. Proof-of-Personhood: Redemocratizing Permissionless Cryptocurrencies. In *2017 IEEE European Symposium on Security and Privacy Workshops (EuroS&PW)*. 23–26. <https://doi.org/10.1109/EuroSPW.2017.46>
- [22] Eleno Castro and Randy Kotti. 2022. *Saving Democracy: Reducing Gang Influence on Political Elections in El Salvador*. Master’s thesis. Harvard University.
- [23] Suzanne Chapman, Christopher Patten, and Roberto Sprengiaro. 2024. *A Review of the literature on voter verification and ballot review*. Technical Report NIST GCR 24-052. National Institute of Standards and Technology (U.S.), Gaithersburg, MD. NIST GCR 24-052 pages. <https://nvlpubs.nist.gov/nistpubs/gcr/2024/NIST.GCR.24-052.pdf>
- [24] David Chaum. 2004. Secret-ballot receipts: True voter-verifiable elections. *IEEE Security & Privacy* 2, 1 (Jan. 2004), 38–47. <https://doi.org/10.1109/MSECP.2004.1264852>
- [25] David Chaum and Torben Pryds Pedersen. 1993. Wallet Databases with Observers. In *Advances in Cryptology – CRYPTO’ 92*. Berlin, Heidelberg, 89–105. https://doi.org/10.1007/3-540-48071-4_7
- [26] Bobby Chesney and Danielle Citron. 2019. Deep Fakes: A Looming Challenge for Privacy. *California Law Review* 107, 6 (2019). <https://doi.org/10.15779/Z38RV0D15J>
- [27] Michael R. Clarkson, Stephen Chong, and Andrew C. Myers. 2008. Civitas: Toward a Secure Voting System. In *2008 IEEE Symposium on Security and Privacy*. IEEE, 354–368. <https://doi.org/10.1109/SP.2008.32>
- [28] Committee on the Future of Voting: Accessible, Reliable, Verifiable Technology, Committee on Science, Technology, and Law, Policy and Global Affairs, Computer Science and Telecommunications Board, Division on Engineering and Physical Sciences, and National Academies of Sciences, Engineering, and Medicine. 2018. *Securing the Vote: Protecting American Democracy*. National Academies Press, Washington, D.C. <https://www.nap.edu/catalog/25120>
- [29] Véronique Cortier, Alexandre Debant, Pierrick Gaudry, and Stéphane Glondou. 2024. Belenios with Cast as Intended. In *Financial Cryptography and Data Security. FC 2023 International Workshops (Lecture Notes in Computer Science)*, Aleksander Essex, Shin’ichiro Matsuo, Oksana Kulyk, Lewis Gudgeon, Ariah Klages-Mundt, Daniel Perez, Sam Werner, Andrea Bracciali, and Geoff Goodell (Eds.). Springer Nature Switzerland, Cham, 3–18. https://doi.org/10.1007/978-3-031-48806-1_1
- [30] Véronique Cortier, Jannik Dreier, Pierrick Gaudry, and Mathieu Turuani. 2019. A simple alternative to Benaloh challenge for the cast-as-intended property in Helios/Belenios. (2019). <https://hal.inria.fr/hal-02346420>
- [31] Malcolm Crook and Tom Crook. 2011. Reforming Voting Practices In a Global Age: The Making and Remaking of the Modern Secret Ballot in Britain, France and the United States c. 1600–c. 1950. *Past & Present* 212 (2011), 199–237. <https://www.jstor.org/stable/23014789>
- [32] Scott A. Crosby and Dan S. Wallach. 2009. Efficient data structures for tamper-evident logging. In *Proceedings of the 18th conference on USENIX security symposium (SSYM’09)*. USENIX Association, USA, 317–334.
- [33] Anders Dalskov. 2021. anderspkd/groth-shuffle: Bayer-Groth shuffle. <https://github.com/anderspkd/groth-shuffle/tree/master>
- [34] Al Danial. [n. d.]. Counting Lines of Code. <http://cloc.sourceforge.net/>.
- [35] DEDIS. 2025. DEDIS Advanced Crypto Library for Go. <https://github.com/dedis/kyber>
- [36] Jerusalem Demsas. 2020. Can you take a photo of your ballot? Ballot selfie rules in every state, explained | Vox. *Vox* (Oct. 2020). <https://www.vox.com/21523858/ballot-selfies-state-rules>
- [37] Roger Dingledine and Paul Syverson. 2003. Reliable MIX Cascade Networks through Reputation. In *Financial Cryptography*, Gerhard Goos, Juris Hartmanis, Jan Van Leeuwen, and Matt Blaze (Eds.). Vol. 2357. Springer Berlin Heidelberg, Berlin, Heidelberg, 253–268. http://link.springer.com/10.1007/3-540-36504-4_18
- [38] Verena Distler, Marie-Laure Zollinger, Carine Lallemand, Peter B. Roenne, Peter Y. A. Ryan, and Vincent Koenig. 2019. Security - Visible, Yet Unseen?. In *Proceedings of the 2019 CHI Conference on Human Factors in Computing Systems (CHI ’19)*. Association for Computing Machinery, New York, NY, USA, 1–13. <https://doi.org/10.1145/3290605.3300835>
- [39] John R. Douceur. 2002. The Sybil Attack. In *Peer-to-Peer Systems*, Peter Druschel, Frans Kaashoek, and Antony Rowstron (Eds.). Springer, Berlin, Heidelberg, 251–260. https://doi.org/10.1007/3-540-45748-8_24

- [40] Hansjörg Dürst. 2004. The “landsgemeinde”: the cantonal assembly of Glarus (Switzerland), history, present and future. In *IX Congreso Internacional del CLAD sobre la Reforma del Estado y de la Administración Pública*.
- [41] E-Estonia. 2024. ID-card | e-estonia. <https://e-estonia.com/solutions/estonian-e-identity/id-card/>
- [42] E-Estonia. 2025. e-Democracy & open data - e-Estonia. <https://e-estonia.com/solutions/e-governance/e-democracy/> Accessed August 2025.
- [43] Piret Ehin, Mihkel Solvak, Jan Willemson, and Priit Vinkel. 2022. Internet voting in Estonia 2005–2019: Evidence from eleven elections. *Government Information Quarterly* 39, 4 (Oct. 2022), 101718. <https://doi.org/10.1016/j.giq.2022.101718>
- [44] Robert Epstein and Ronald E. Robertson. 2015. The search engine manipulation effect (SEME) and its possible impact on the outcomes of elections. *Proceedings of the National Academy of Sciences* 112, 33 (Aug. 2015), E4512–E4521. <https://doi.org/10.1073/pnas.1419828112>
- [45] Ehsan Estaji, Thomas Haines, Kristian Gjosteen, Peter B. Rønne, Peter Y. A. Ryan, and Najmeh Soroush. 2020. Revisiting Practical and Usable Coercion-Resistant Remote E-Voting. In *E-Vote-ID 2020: Electronic Voting*. 50–66. https://doi.org/10.1007/978-3-030-60347-2_4
- [46] Christopher Famighetti. 2016. *Long voting lines: Explained*. Technical Report. Brennan Center for Justice. https://www.brennancenter.org/sites/default/files/analysis/Long_Voting_Lines_Explained.pdf
- [47] Robert Faulkner. 2022. What Is TEMPEST? | Cybersecurity RF & Electromagnetic Shielding. <https://blog.enconnex.com/what-is-tempest>
- [48] Christian Feier, Stephan Neumann, and Melanie Volkamer. 2014. Coercion-Resistant Internet Voting in Practice. In *Informatik 2014*. <https://dl.gi.de/handle/20.500.12116/2749>
- [49] Ariel J. Feldman, J. Alex Halderman, and Edward W. Felten. 2007. Security analysis of the Diebold AccuVote-TS voting machine. In *Proceedings of the USENIX Workshop on Accurate Electronic Voting Technology (EVT'07)*. USENIX Association, USA, 2.
- [50] Dragan Filipovich, Miguel Niño-Zarazúa, and Alma Santillán Hernández. 2021. *Voter coercion and pro-poor redistribution in rural Mexico*. WIDER Working Paper 2021/141. The United Nations University World Institute for Development Economics Research (UNU-WIDER). <https://hdl.handle.net/10419/248355>
- [51] Caitriona Fitzgerald, Pamela Smith, and Susannah Goodman. 2016. The Secret Ballot At Risk: Recommendations for Protecting Democracy. (Aug. 2016).
- [52] James Flamino, Alessandro Galeazzi, Stuart Feldman, Michael W. Macy, Brendan Cross, Zhenkun Zhou, Matteo Serafino, Alexandre Bovet, Hernán A. Makse, and Boleslaw K. Szymanski. 2023. Political polarization of news media and influencers on Twitter in the 2016 and 2020 US presidential elections. *Nature Human Behaviour* 7, 6 (June 2023), 904–916. <https://doi.org/10.1038/s41562-023-01550-8>
- [53] Bryan Ford. 2020. Identity and Personhood in Digital Democracy: Evaluating Inclusion, Equality, Security, and Privacy in Pseudonym Parties and Other Proofs of Personhood. <https://doi.org/10.48550/arXiv.2011.02412>
- [54] Bryan Ford. 2020. A Liquid Perspective on Democratic Choice. <http://arxiv.org/abs/2003.12393>
- [55] Bryan Ford. 2022. Auditing the Swiss Post E-voting System: An Architectural Perspective. <https://bford.info/pub/sec/swisspost-evoting/swisspost-evoting.pdf>
- [56] Bryan Ford and Jacob Strauss. 2008. An offline foundation for online accountable pseudonyms. In *Proceedings of the 1st Workshop on Social Network Systems (SocialNets '08)*. Association for Computing Machinery, New York, NY, USA, 31–36. <https://doi.org/10.1145/1435497.1435503>
- [57] David Froelicher, Patricia Egger, João Sá Sousa, Jean Louis Raisaro, Zhicong Huang, Christian Vincent Mouchet, Bryan Ford, and Jean-Pierre Hubaux. 2017. UnLynx: A Decentralized System for Privacy-Conscious Data Sharing. In *Proceedings on Privacy Enhancing Technologies*, Vol. 4. 152–170. <https://petsymposium.org/2017/papers/issue4/paper54-2017-4-source.pdf>
- [58] Timothy Frye, Ora John Reuter, and David Szakonyi. 2019. Hitting Them With Carrots: Voter Intimidation and Vote Buying in Russia. *British Journal of Political Science* 49, 3 (July 2019), 857–881. <https://doi.org/10.1017/S0007123416000752>
- [59] Xianyi Gao, Yulong Yang, Can Liu, Christos Mitropoulos, Janne Lindqvist, and Antti Oulasvirta. 2018. Forgetting of Passwords: Ecological Theory and Data. In *27th USENIX Security Symposium (USENIX Security 18)*. USENIX Association, Baltimore, MD, 221–238. <https://www.usenix.org/conference/usenixsecurity18/presentation/gao-xianyi>
- [60] Yossi Gilad, Rotem Hemo, Silvio Micali, Georgios Vlachos, and Nickolai Zeldovich. 2017. Algorand: Scaling Byzantine Agreements for Cryptocurrencies. In *Proceedings of the 26th Symposium on Operating Systems Principles (SOSP '17)*. Association for Computing Machinery, New York, NY, USA, 51–68. <https://doi.org/10.1145/3132747.3132757>
- [61] Ezequiel Gonzalez-Ocantos, Chad Kiewiet de Jonge, Carlos Meléndez, David Nickerson, and Javier Osorio. 2020. Carrots and sticks: Experimental evidence of vote-buying and voter intimidation in Guatemala. *Journal of Peace Research* 57, 1 (Jan. 2020), 46–61. <https://doi.org/10.1177/0022343319884998>
- [62] gozxing. 2021. A Barcode Scanning/Encoding Library for Go. <https://github.com/makiuchi-d/gozxing>
- [63] Michael Graff and Nick Ochsner. 2021. ‘This Smacks of Something Gone Awry’: A True Tale of Absentee Vote Fraud. <https://www.politico.com/news/magazine/2021/11/29/true-tale-absentee-voter-fraud-north-carolina-523238>
- [64] Gurchetan S. Grewal, Mark D. Ryan, Sergiu Bursuc, and Peter Y.A. Ryan. 2013. Caveat Coercitor: Coercion-Evidence in Electronic Voting. In *2013 IEEE Symposium on Security and Privacy*. 367–381. <https://doi.org/10.1109/SP.2013.32>
- [65] Jens Groth. 2010. A Verifiable Secret Shuffle of Homomorphic Encryptions. *Journal of Cryptology* 23, 4 (Oct. 2010), 546–579. <https://doi.org/10.1007/s00145-010-9067-9>
- [66] Sufian Hameed, Syed Atyab Hussain, and Sohail Hussain Ali. 2013. SafePass: Authentication under duress for ATM transactions. In *2013 2nd National Conference on Information Assurance (NCIA)*. 1–5. <https://doi.org/10.1109/NCIA.2013.6725317>
- [67] Lydia Hardy. 2020. Voter Suppression Post-Shelby: Impacts and Issues of Voter Purge and Voter ID Laws. *Mercer Law Review* (May 2020).
- [68] Michael Hauben and Ronda Hauben. 1997. *Netizens: On the History and Impact of Usenet and the Internet*. IEEE Computer Society Press. <https://www.columbia.edu/~hauben/netbook/>
- [69] Landemore Hélène. 2020. *Open Democracy: Reinventing Popular Rule for the Twenty-First Century*. <https://press.princeton.edu/books/hardcover/9780691181998/open-democracy>
- [70] ID. 2025. E-voting and e-elections. <https://www.id.ee/en/article/e-voting-and-e-elections/> Accessed August 2025.
- [71] Markus Jakobsson and Ari Juels. 2000. Mix and Match: Secure Function Evaluation via Ciphertexts. In *Advances in Cryptology — ASIACRYPT 2000*. 162–177. https://doi.org/10.1007/3-540-44448-3_13
- [72] Ashar Javed, David Bletgen, Florian Kohlar, Markus Dürmuth, and Jörg Schwenk. 2014. Secure Fallback Authentication and the Trusted Friend Attack. In *2014 IEEE 34th International Conference on Distributed Computing Systems Workshops (ICDCSW)*. IEEE, 22–28.
- [73] Rui Joaquim and Carlos Ribeiro. 2012. An Efficient and Highly Sound Voter Verification Technique and Its Implementation. In *E-Voting and Identity*. 104–121. https://doi.org/10.1007/978-3-642-32747-6_7
- [74] Malcolm Johnson. 2021. Mail Carrier Accused of Throwing Away Mail-in Ballots. *NBC Boston* (Oct. 2021).

- <https://www.nbc.com/news/local/mail-carrier-accused-of-throwing-away-mail-in-ballots/2544494/>
- [75] Ari Juels, Dario Catalano, and Markus Jakobsson. 2010. Coercion-Resistant Electronic Elections. In *Towards Trustworthy Elections: New Directions in Electronic Voting*. Berlin, Heidelberg, 37–63. https://doi.org/10.1007/978-3-642-12980-3_2
 - [76] Kurt Jung. 2024. GoPDF document generator. <https://github.com/jung-kurt/gofpdf>
 - [77] Alex Katsomitros. 2025. The great big tech break-up. <https://www.worldfinance.com/special-reports/the-great-big-tech-break-up>
 - [78] Fiach Kelly. 2015. Q&A how to vote: No selfies, and leave the badge at home. <https://www.irishtimes.com/news/politics/q-a-how-to-vote-no-selfies-and-leave-the-badge-at-home-1.2218688>
 - [79] Habibul Haque Khondker. 2011. Role of the New Media in the Arab Spring. *Globalizations* (Oct. 2011). <https://www.tandfonline.com/doi/abs/10.1080/14747731.2011.621287>
 - [80] Christian Killer and Burkhard Stiller. 2019. The Swiss Postal Voting Process and Its System and Security Analysis. In *Electronic Voting*. Springer International Publishing, Cham, 134–149. https://doi.org/10.1007/978-3-030-30625-0_9
 - [81] Christoph Kling, Jérôme Kunegis, Heinrich Hartmann, Markus Strohmaier, and Steffen Staab. 2015. Voting Behaviour and Power in Online Democracy: A Study of LiquidFeedback in Germany’s Pirate Party. *Proceedings of the International AAAI Conference on Web and Social Media* 9, 1 (2015), 208–217. <https://doi.org/10.1609/icwsm.v9i1.14618>
 - [82] Reto Koenig, Rolf Haenni, and Stephan Fischli. 2011. Preventing Board Flooding Attacks in Coercion-Resistant Electronic Voting Schemes. In *Future Challenges in Security and Privacy for Academia and Industry*. Berlin, Heidelberg, 116–127. https://doi.org/10.1007/978-3-642-21424-0_10
 - [83] Kristjan Krips and Jan Willemson. 2019. On Practical Aspects of Coercion-Resistant Remote Voting Systems. In *E-Vote-ID 2019: Electronic Voting*, 216–232. https://doi.org/10.1007/978-3-030-30625-0_14
 - [84] Taisya Krivoruchko. 2007. Robust Coercion-Resistant Registration for Remote E-voting. In *Proceedings of the IAVoSS Workshop on Trustworthy Elections*. <https://ucalgary.scholaris.ca/items/6cd2fb33-95ae-4712-83ff-b863dd915abe>
 - [85] Taisya Krivoruchko. 2007. *Robust coercion-resistant registration for remote electronic voting*. Master’s thesis. University of Calgary. <http://hdl.handle.net/1880/102243>
 - [86] Oksana Kulyk and Stephan Neumann. 2020. Human Factors in Coercion Resistant Internet Voting—A Review of Existing Solutions and Open Challenges. In *Proceedings of the Fifth International Joint Conference on Electronic Voting*. TalTech press, 189.
 - [87] Ralf Küsters, Julian Liedtke, Johannes Müller, Daniel Rausch, and Andreas Vogt. 2020. Ordinos: A Verifiable Tally-Hiding E-Voting System. In *2020 IEEE European Symposium on Security and Privacy*. IEEE. <https://doi.org/10.1109/EuroSP48549.2020.00022>
 - [88] Antonin Lacelle-Webster and Mark E. Warren. 2021. Citizens’ Assemblies and Democracy. In *Oxford Research Encyclopedia of Politics*. Oxford University Press. <https://oxfordre.com/politics/display/10.1093/acrefore/9780190228637.001.0001/acrefore-9780190228637-e-1975>
 - [89] Corentin Lavaud, Robin Gerzagué, Matthieu Gautier, Olivier Berder, Erwan Nogues, and Stephane Molton. 2021. Whispering Devices: A Survey on How Side-channels Lead to Compromised Information. *Journal of Hardware and Systems Security* 5, 2 (June 2021), 143–168. <https://doi.org/10.1007/s41635-021-00112-6>
 - [90] Illinois Legislation. 1989. Illinois Compiled Statutes - Election Code (10 ILCS 5/). <https://www.ilga.gov/legislation/ilcs/ilcs5.asp?ActID=170&ChapterID=3>
 - [91] J.C.R. Licklider. 1968. The Computer as a Communication Device. *Science and Technology* (April 1968).
 - [92] Simon Luechinger, Myra Rosinger, and Alois Stutzer. 2007. The Impact of Postal Voting on Participation: Evidence for Switzerland. *Swiss Political Science Review* 13, 2 (2007), 167–202.
 - [93] Wouter Lueks, Iñigo Querejeta-Azurmendi, and Carmela Troncoso. 2020. VoteAgain: A scalable coercion-resistant voting system. In *29th USENIX Security Symposium*. USENIX Association, 1553–1570. <https://www.usenix.org/conference/usenixsecurity20/presentation/lueks>
 - [94] Louis-Henri Merino, Alaleh Azhir, Haoqian Zhang, Simone Colombo, Bernhard Tellenbach, Vero Estrada-Galiñanes, and Bryan Ford. 2024. E-Vote Your Conscience: Perceptions of Coercion and Vote Buying, and the Usability of Fake Credentials in Online Voting. In *2024 IEEE Symposium on Security and Privacy (SP)*. 3478–3496. <https://doi.org/10.1109/SP54263.2024.00252>
 - [95] Jeff Meyerson. 2014. The Go Programming language. *IEEE Software* 31, 5 (2014), 104–104.
 - [96] Tal Moran and Moni Naor. 2006. Receipt-Free Universally-Verifiable Voting with Everlasting Privacy. In *Advances in Cryptology*. https://doi.org/10.1007/11818175_22
 - [97] move 2009. Military and Overseas Voter Empowerment "MOVE" Act. Pub. L. No. 111-84, §§ 577-83(a). https://www.eac.gov/sites/default/files/document_library/files/Military-and-Overseas-Voter-Empowerment-%E2%80%9CMOVE%E2%80%9D-Act.pdf Enacted as part of the National Defense Authorization Act for Fiscal Year 2010.
 - [98] Satoshi Nakamoto. 2008. Bitcoin: A Peer-to-Peer Electronic Cash System.
 - [99] National Conference of State Legislatures. 2024. Table 18: States with All-Mail Elections. <https://www.ncsl.org/elections-and-campaigns/table-18-states-with-all-mail-elections>. Accessed: 2024-12-07.
 - [100] National Conference of State Legislatures. 2024. Table 3: States with Permanent Absentee Voting Lists. <https://www.ncsl.org/elections-and-campaigns/table-3-states-with-permanent-absentee-voting-lists>. Accessed: 2024-12-07.
 - [101] C. Andrew Neff. 2001. A verifiable secret shuffle and its application to e-voting. In *Proceedings of the 8th ACM conference on Computer and Communications Security (CCS '01)*. Association for Computing Machinery, New York, NY, USA, 116–125. <https://doi.org/10.1145/501983.502000>
 - [102] André Silva Neto, Matheus Leite, Roberto Araújo, Marcelle Pereira Mota, Nelson Cruz Sampaio Neto, and Jacques Traoré. 2018. Usability Considerations For Coercion-Resistant Election Systems. In *Proceedings of the 17th Brazilian Symposium on Human Factors in Computing Systems (IHC 2018)*. New York, NY, USA, 1–10. <https://doi.org/10.1145/3274192.3274232>
 - [103] Stephan Neumann, Christian Feier, Melanie Volkamer, and Reto Koenig. 2013. Towards a practical JCJ/Civitas implementation. In *Informatik angepasst an Mensch, Organisation und Umwelt*.
 - [104] Stephan Neumann and Melanie Volkamer. 2012. Civitas and the Real World: Problems and Solutions from a Practical Point of View. In *Seventh Conference on Availability, Reliability and Security*. <https://doi.org/10.1109/ARES.2012.75>
 - [105] Raymond S. Nickerson. 2002. The production and perception of randomness. *Psychological Review* 109, 2 (April 2002), 330–357. <https://doi.org/10.1037/0033-295x.109.2.330>
 - [106] NIST. 2007. *Usability Performance Benchmarks For the Voluntary Voting System Guidelines*. Technical Report. NIST. <https://www.nist.gov/document/usability-benchmarks-080907doc>
 - [107] Puja Ohlhaber, Mikhail Nikulin, and Paula Berman. 2025. Compressed to 0: The Silent Strings of Proof of Personhood. *Stanford Journal of Blockchain Law & Policy* (Jan. 2025). <https://stanford-jblp.pubpub.org/pub/compressed-to-0-proof-personhood/release/5>
 - [108] OpenPrinting. 2024. OpenPrinting/cups. <https://github.com/OpenPrinting/cups> <https://github.com/OpenPrinting/cups>
 - [109] Domhnall O’Sullivan. 2025. The purest democracy? Visiting one of Switzerland’s historic open-air assemblies.

- <https://www.swissinfo.ch/eng/swiss-democracy/the-purest-democracy-visiting-one-of-switzerlands-historic-open-air-assemblies/89262574>
- [110] Jon H Pammett and Nicole Goodman. 2013. Consultation and Evaluation Practices in the Implementation of Internet Voting in Canada and Europe.
- [111] Sunoo Park, Michael Specter, Neha Narula, and Ronald L Rivest. 2021. Going from bad to worse: from Internet voting to blockchain voting. *Journal of Cybersecurity* 7, 1 (Feb. 2021). <https://doi.org/10.1093/cybsec/tyaa025>
- [112] Birgit Pfitzmann. 1995. Breaking an efficient anonymous channel. In *Advances in Cryptology — EUROCRYPT’94*, Alfredo De Santis (Ed.). Springer, Berlin, Heidelberg, 332–340. <https://doi.org/10.1007/BFb0053448>
- [113] Richard H. Pildes. 2020. How to Accommodate a Massive Surge in Absentee Voting. *The University of Chicago Law Review* (2020). <https://lawreview.uchicago.edu/online-archive/how-accommodate-massive-surge-absentee-voting>
- [114] Die Schweizerische Post. 2023. Votes now possible with Swiss Post’s e-voting system. <https://www.post.ch/en/about-us/media/press-releases/2023/votes-now-possible-with-swiss-post-s-e-voting-system>
- [115] Gerald V. Post. 2010. Using re-voting to reduce the threat of coercion in elections. *Electronic Government, an International Journal* 7, 2 (Jan. 2010), 168–182. <https://doi.org/10.1504/EG.2010.030926>
- [116] Swiss Post. 2024. *E-Voting Architecture Document*. Technical Report. v1.4.0.
- [117] Marie Poteriaieva. 2024. Polymarket’s \$3.2 Billion Election Bet Shows Web3 Potential. <https://www.forbes.com/sites/digital-assets/2024/11/05/polymarkets-32-billion-election-bet-shows-web3-potential/>
- [118] The Associated Press. 2014. No selfies: Brazil keeps phones out of vote booths. <https://apnews.com/general-news-0951be4c1669492eb19babf38e3f6b3c>
- [119] Krishna PN Puttaswamy, Christopher Kruegel, and Ben Y Zhao. 2011. Silverline: Toward Data Confidentiality in Storage-Intensive Cloud Applications. In *Proceedings of the 2nd ACM Symposium on Cloud Computing*. 1–13.
- [120] Iñigo Querejeta-Azurmendi, David Arroyo Guardado, Jorge L. Hernández-Ardieta, and Luis Hernández Encinas. 2020. NetVote: A Strict-Coercion Resistance Re-Voting Based Internet Voting Scheme with Linear Filtering. *Mathematics* 8, 9 (Sept. 2020), 1618. <https://doi.org/10.3390/math8091618>
- [121] Matt Qvortrup. 2005. First past the Postman: Voting by Mail in Comparative Perspective. *The Political Quarterly* 76, 3 (2005), 414–419. <https://doi.org/10.1111/j.1467-923X.2005.00700.x>
- [122] Rahul Rathi. 2019. Effect of Cambridge Analytica’s Facebook ads on the 2016 US Presidential Election. <https://towardsdatascience.com/effect-of-cambridge-analytica-facebook-ads-on-the-2016-us-presidential-election-dacb5462155d>
- [123] Robert W. [R-OH-18 Rep. Ney. 2002. H.R.3295 - 107th Congress (2001-2002): Help America Vote Act of 2002. <https://www.congress.gov/bill/107th-congress/house-bill/3295>
- [124] RFE/RL’s Moldovan Service. 2024. Moldovan Police Accuse Pro-Russian Oligarch Of \$39M Vote-Buying Scheme. *Radio Free Europe/Radio Liberty* (Oct. 2024). <https://www.rferl.org/a/moldova-police-accuse-shor-russia-oligarch-39m-vote-buying/33172951.html>
- [125] Manoel Horta Ribeiro, Raphael Ottoni, Robert West, Virgilio A. F. Almeida, and Wagner Meira. 2020. Auditing radicalization pathways on YouTube. In *Proceedings of the 2020 Conference on Fairness, Accountability, and Transparency (FAT* ’20)*. Association for Computing Machinery, New York, NY, USA, 131–141. <https://doi.org/10.1145/3351095.3372879>
- [126] Ronald L Rivest. 2008. On the notion of ‘software independence’ in voting systems. *Philosophical Transactions of the Royal Society A: Mathematical, Physical and Engineering Sciences* 366, 1881 (Aug. 2008), 3759–3767. <https://doi.org/10.1098/rsta.2008.0149>
- [127] Gary Robertson. 2022. Plea agreements reached by 4 in NC Congress ballot probe. <https://apnews.com/article/2022-midterm-elections-health-covid-north-carolina-raleigh-07c0fbdcd4595e4ea0076892c9d294>
- [128] Bertrall L. Ross and Douglas M. Spencer. 2019. Passive Voter Suppression: Campaign Mobilization and the Effective Disfranchisement of the Poor. *Northwestern University Law Review* 114, 3 (November 2019), 633–704.
- [129] Horst Rutter. 2024. pdfcpu/pdfcpu. <https://github.com/pdfcpu/pdfcpu> <https://github.com/pdfcpu/pdfcpu>
- [130] Peter B. Rønne, Arash Atashpendar, Kristian Gjøsteen, and Peter Y. A. Ryan. 2020. Coercion-Resistant Voting in Linear Time via Fully Homomorphic Encryption: Towards a Quantum-Safe Scheme. Vol. 11599. 289–298. https://doi.org/10.1007/978-3-030-43725-1_20 arXiv:1901.02560 [quant-ph].
- [131] Peter B. Rønne, Tamara Finogina, and Javier Herranz. 2025. Expanding the Toolbox: Coercion and Vote-Selling at Vote-Casting Revisited. In *Electronic Voting*, David Duenas-Cid, Peter Roenne, Melanie Volkamer, Jurind Budurushi, Michelle Blom, Adrià Rodríguez-Pérez, Iuliia Spycher-Krivososova, Jordi Castellà Roca, and Jordi Barrat Esteve (Eds.). Springer Nature Switzerland, Cham, 141–157. https://doi.org/10.1007/978-3-031-72244-8_9
- [132] Sinem Sav, Apostolos Pyrgelis, Juan Ramón Troncoso-Pastoriza, David Froelicher, Jean-Philippe Bossuat, Joao Sa Sousa, and Jean-Pierre Hubaux. 2021. POSEIDON: Privacy-Preserving Federated Neural Network Learning. In *Proceedings 2021 Network and Distributed System Security Symposium*. Internet Society, Virtual. <https://doi.org/10.14722/ndss.2021.24119>
- [133] Stuart Schechter, Serge Egelman, and Robert W. Reeder. 2009. It’s not what you know, but who you know: a social approach to last-resort authentication. In *Proceedings of the SIGCHI Conference on Human Factors in Computing Systems (CHI ’09)*. ACM, New York, NY, USA, 1983–1992. <https://doi.org/10.1145/1518701.1519003>
- [134] Michael Schläpfer, Rolf Haenni, Reto Koenig, and Oliver Spycher. 2012. Efficient Vote Authorization in Coercion-Resistant Internet Voting. In *E-Voting and Identity*, Aggelos Kiayias and Helger Lipmaa (Eds.). Springer, Berlin, Heidelberg, 71–88. https://doi.org/10.1007/978-3-642-32747-6_5
- [135] Uwe Serdult, Micha Germann, Fernando Mendez, Alicia Portenier, and Christoph Wellig. 2015. Fifteen years of internet voting in Switzerland [History, Governance and Use]. In *2015 Second International Conference on eDemocracy & eGovernment (ICEDEG)*. IEEE, Quito, Ecuador, 126–132. <https://doi.org/10.1109/ICEDEG.2015.7114482>
- [136] Adi Shamir. 1979. How to share a secret. *Communications of the ACM* 22, 11 (Nov. 1979), 612–613. <https://doi.org/10.1145/359168.359176>
- [137] Tanusree Sharma, Yujin Potter, Kornrapat Pongmala, Henry Wang, Andrew Miller, Dawn Song, and Yang Wang. 2024. Unpacking How Decentralized Autonomous Organizations (DAOs) Work in Practice. In *2024 IEEE International Conference on Blockchain and Cryptocurrency (ICBC)*. 416–424. <https://doi.org/10.1109/ICBC59979.2024.10634404>
- [138] Divya Siddharth, Sergey Ivliev, Santiago Siri, and Paula Berman. 2020. Who Watches the Watchmen? A Review of Subjective Approaches for Sybil-resistance in Proof of Personhood Protocols. <https://arxiv.org/abs/2008.05300>
- [139] Divya Siddharth, Sergey Ivliev, Santiago Siri, and Paula Berman. 2020. Who Watches the Watchmen? A Review of Subjective Approaches for Sybil-Resistance in Proof of Personhood Protocols. *Frontiers in Blockchain* 3 (Nov. 2020). <https://doi.org/10.3389/fbloc.2020.590171>

- [140] Sky News. 2024. US election: Bomb threats and printer glitches disrupt voting in battleground states. *Sky News* (Nov. 2024). <https://news.sky.com/story/us-election-bomb-threats-and-printer-glitches-disrupt-voting-in-key-swing-states-13249161>
- [141] Smartmatic. 2024. Estonia: The World's Longest Standing, Most Advanced Internet Voting Solution. <https://www.smartmatic.com/featured-case-studies/estonia-the-worlds-longest-standing-most-advanced-internet-voting-solution/>. Accessed: 2024-12-07.
- [142] Warren D Smith. 2005. *New cryptographic election protocol with best-known theoretical properties*. Technical Report. Center for Range Voting. 14 pages. <https://rangevoting.org/WarrenSmithPages/homepage/jcj.pdf>
- [143] Drew Springall, Travis Finkenauer, Zakir Durumeric, Jason Kitcat, Harri Hursti, Margaret MacAlpine, and J. Alex Halderman. 2014. Security Analysis of the Estonian Internet Voting System. In *ACM SIGSAC Conference on Computer and Communications Security*. <https://doi.org/10.1145/2660267.2660315>
- [144] Oliver Spycher, Reto Koenig, Rolf Haenni, and Michael Schläpfer. 2011. A New Approach towards Coercion-Resistant Remote E-Voting in Linear Time. In *Proceedings of the 15th International Conference on Financial Cryptography and Data Security*. 182–189. https://doi.org/10.1007/978-3-642-27576-0_15
- [145] Swiss Post. 2021. *Protocol of the Swiss Post Voting System: Computational Proof of Complete Verifiability and Privacy*. Technical Report 1.0.0. <https://gitlab.com/swisspost-evoting/e-voting/e-voting-documentation>
- [146] The Associated Press. 2022. Four people plead guilty in North Carolina ballot probe of 2016 and 2018 elections. *NBC News* (Sept. 2022). <https://www.nbcnews.com/politics/elections/four-people-plead-guilty-north-carolina-ballot-probe-2016-2018-electio-rcna49534>
- [147] The Associated Press. 2024. Elon Musk's \$1 million-a-day voter sweepstakes can proceed, a Pennsylvania judge says. *NPR* (Nov. 2024). <https://www.npr.org/2024/11/05/g-s1-32345/elon-musk-voter-sweepstakes-proceed>
- [148] Ken Thompson. 1984. Reflections on Trusting Trust. *Communications of the ACM* 27, 8 (Aug. 1984), 761–763.
- [149] Nguyen Tran, Bonan Min, Jinyang Li, and Lakshminarayanan Subramanian. 2009. Sybil-resilient online content voting. In *Proceedings of the 6th USENIX symposium on Networked systems design and implementation (NSDI'09)*. USENIX Association, USA, 15–28.
- [150] U.S. Alliance for Election Excellence. 2025. Voting Time Estimator. <https://go41.com/vote/estimator.htm> Accessed August 2025.
- [151] U.S. Attorney's Office, District of New Jersey. 2021. District of New Jersey | Postal Employee Admits Dumping Mail, Including Election Ballots Sent to West Orange Residents | United States Department of Justice. <https://www.justice.gov/usao-nj/pr/postal-employee-admits-dumping-mail-including-election-ballots-sent-west-orange-residents>
- [152] USA.gov. 2024. Absentee and Early Voting. <https://www.usa.gov/absentee-voting>. Accessed: 2024-12-07.
- [153] Stefan G. Weber, Roberto Araujo, and Johannes Buchmann. 2007. On Coercion-Resistant Electronic Elections with Linear Work. In *The Second Conference on Availability, Reliability and Security*. <https://doi.org/10.1109/ARES.2007.108>
- [154] Wendy Weiser. 2020. How to Protect the 2020 Vote from the Coronavirus | Brennan Center for Justice. <https://www.brennancenter.org/our-work/policy-solutions/how-protect-2020-vote-coronavirus>
- [155] Danielle Wiener-Bronner. 2014. Yes, There Are Elections in North Korea and Here's How They Work. <https://www.theatlantic.com/international/archive/2014/03/north-korea-elections-guide/358875/>
- [156] William Wilder. 2021. *Voter Suppression in 2020*. Brennan Center for Justice at New York University School of Law. https://www.brennancenter.org/sites/default/files/2021-08/2021_08_Racial_Voter_Suppression_2020.pdf
- [157] Dylan Yaga, Peter Mell, Nik Roby, and Karen Scarfone. 2018. *Blockchain Technology Overview*. Technical Report NIST Internal or Interagency Report (NISTIR) 8202. National Institute of Standards and Technology. <https://csrc.nist.gov/pubs/ir/8202/final>
- [158] Haifeng Yu, Phillip B. Gibbons, Michael Kaminsky, and Feng Xiao. 2008. SybilLimit: A Near-Optimal Social Network Defense against Sybil Attacks. In *29th IEEE Symposium on Security and Privacy (S&P)*. <https://www.iscs.nus.edu.sg/~yuhf/sybilimit-tr.pdf>
- [159] Haifeng Yu, Michael Kaminsky, Phillip B. Gibbons, and Abraham Flaxman. 2006. SybilGuard: Defending Against Sybil Attacks via Social Networks. In *ACM SIGCOMM*.
- [160] Haifeng Yu, Chenwei Shi, Michael Kaminsky, Phillip B. Gibbons, and Feng Xiao. 2009. DSybil: Optimal Sybil-resistance for recommendation systems. In *30th IEEE Symposium on Security and Privacy (S&P)*.
- [161] Margarita Zavadskaia. 2024. Why Does the Kremlin Bother Holding Sham Elections? <https://www.journalofdemocracy.org/elections/why-does-the-kremlin-bother-holding-sham-elections/>

Appendices

The following appendices contain material supplemental to the main paper above. The authors feel that this material may be useful in understanding certain subtleties of Votebral and its relation to prior work in more detail. Readers are advised, however, that the material in these appendices has not received the same level of peer review as the main paper.

CONTENTS

Abstract	1
1 Introduction	1
2 Background and motivation	3
3 Votebral design overview	4
4 Registration and voting protocol design	6
5 Informal security analysis	9
6 Implementation	11
7 Experimental evaluation	11
8 Related work	13
9 Conclusion	14
10 Acknowledgments	14
References	14
Appendices	20
Contents	20
A Broader computing systems applications	20
B Registration and voting channels	21
C Extensions to the base Votebral system	24
D Formal system and threat models	25
E Formal TRIP registration protocol	26
F Formal proofs	29
G The paper baseline versus digitalization	42
H Credential lifetime and surprise coercion	44
I Personal devices and usage policies	45
J Impersonation attacks and defenses	47
K Management and storage of credentials	49
L Side-channel attacks and defenses	50
M Formal voting and tallying protocol	50
N Prototype implementation code size	52
O Project and paper-submission history	52

A Broader computing systems applications

Ever since early visionaries such as J.C.R. Licklider [91], generations of technology researchers and engineers have predicted the positive transformative effects that networked, distributed or decentralized computer systems would have on the ways people interact socially, from small groups to entire nations. The USENET was the first large-scale decentralized platform that its users called, and widely believed, would be strongly "democratizing" – at least by virtue of given everyone with Internet access an "equal" and "uncensorable" platform for speech, communication, and coordination with others for myriad purposes [68]. Decades later, after USENET had effectively succumbed to a heat death

from uncontrolled spam and been replaced by commercialized platforms, excitement in social media applications in particular sparked another global wave of optimism about large-scale computing technologies being "democratizing", culminating in the short-lived Arab Spring movement [79].

Not long after this movement's collapse, however, it became increasingly clear that large-scale computing platforms were just as readily usable as tools of surveillance and control by anti-democratic actors, as for support or promotion of democracy or related ideals. Increasing suspicion has fallen on large-scale platforms for their potential to interfere with democracy in nontransparent and unaccountable ways, whether intentionally – such as by potentially affecting election outcomes through search-engine rankings [44] – or promoting sensationalistic and radicalizing content in the blind algorithmic pursuit of human attention and associated advertising revenue [125] – or generally increasing the political polarization of a nation by presenting users with information diets consisting mostly of opinions of their friends and others they already agree with [52]. A large segment of the public even in advanced democracies has increasingly been drawn into a "technology backlash" against large-scale computing platforms and the companies and personalities associated with them [77]. In summary, while the early proponents of large-scale distributed computing technologies tended to see only positive effects on society, hindsight now paints a much more pessimistic picture.

Even focusing more narrowly on technologies specifically intended to support and improve democracy, such as e-voting, boundless optimism has generally turned toward dark pessimism. Technology-accepting politicians and the public at large regularly express interest in and even demand the convenience of voting on their favorite mobile devices, while experts in voting practices and security consistently and nearly-unanimously agree that using e-voting is extremely risky and not generally recommended at least at high-stakes, national scales. Worse, large-scale decentralized computing platforms such as Decentralized Autonomous Organizations (DAOs) might well be used not as tools of democracy but rather as weapons *against* democracy, such as to buy votes at large scale while exposing the attacker to little or no risk of accountability or deterrence [9, 131].

Despite this pessimistic climate surrounding computing technology's interaction with democracy, there nevertheless remains persistent and recurring interest in the idea of *democratic computing systems* in various forms: large-scale distributed or decentralized systems designed to serve and be

accountable to their *human* user population, and to support social and democratic coordination and self-organization in the “one person, one vote” egalitarian characteristic of democracy. In the recently-burgeoning interest in DAOs, for example, there has been a significant subcurrent of interest in *democratic DAOs*, in which decentralized organizations operating entirely “on the blockchain” are nevertheless controlled, at least in part, by deliberative decision-making and voting among their human users. These aspirations always run into the fundamental problem of the Sybil attack, however [39] – namely that our networked computing systems do not reliably or securely “know” *what a real human is*.

This problem in turn led to a subcurrent of interest in *proof of personhood* protocols and mechanisms – attempting to distinguish real humans from Sybils or bots, in various fashions [53, 139]. Recent lessons in this space have revealed the ultimate importance of not only distinguishing humans from bots, but also of ensuring that participating humans are representing *their own interests* and not those of a coercer, astroturfer, or other vote-buyer. Such attacks were found to have gradually taken over the Idena proof-of-personhood system over several years, for example [107]. Thus, when a proof of personhood is intended to facilitate democratic self-organization in any fashion, a lack of coercion resistance results in a gaping vulnerability and invitation to vote-buying or astroturfing, whether at small or large scale.

Beyond merely supporting e-voting in conventional elections, therefore, we see the work represented by this paper as a potential stepping stone or building block for true large-scale democratic computing systems in the future: distributed or decentralized systems governed by, and accountable to, their users collectively, while assuring that their voting participants are actually representing their own interests and not someone else’s. While we leave the details of such democratic-computing applications to future work, one conceivably-workable approach is to combine TRIP’s in-person coercion-resistance mechanism with the in-person practice of *pseudonym parties* as a proof-of-personhood mechanism, where people obtain one anonymous participation token each at periodic real-world events [21, 56].

If this key socio-technical hurdle – of identifying *real people acting in their own interests* – can be surmounted, then there is already ample evidence that further development could enable distributed computing systems to improve and enhance democracy in numerous other ways long envisioned but as-yet of limited practicality. Even serious political philosophers and democratic theorists see this potential, as exemplified in Hélène Landemore’s proposal of *open democracy* for example [69]. Similarly, for over two decades there has been a persistent subcurrent of interest in concepts such as *liquid democracy* – enabling large numbers of users to participate more regularly and directly in governmental deliberation and voting as their time and interest permits, by participating directly in selected topics or

forums close to their interest while *delegating* their vote in other areas to others they trust to represent them, individually rather than only in large collectives as in traditional representative democracy [19, 54]. This idea took hold for a number of years in the German pirate party, which implemented and used this idea for intra-party deliberation via their LiquidFeedback platform [81] – although they never adequately solved the conundrum of wishing to support user anonymity and freedom of choice while ensuring that only *real humans* were voting, one per person, and only in their own interests. Similarly, widespread and increasing interests in *mass online deliberation* and scalable participatory *mini-publics* [69] shows widely-acknowledged promise to help make democracy more effective and participatory, but similarly requires as a key building block a mechanism to ensure that only real humans are registered and participating in their own interests, free from coercion or vote-buying.

Even the recent furor of global interest and research in machine learning, artificial intelligence, and large language models in particular, often neglects to observe that these technologies build on – and are fundamentally dependent upon – the *collective intelligence* (CI) of all the human users who, intentionally or not, created and provided the enormous global datasets of data that the large AI models were trained on. Further, the inability to distinguish human-generated from artificially-generated content presents an increasing threat not only to artists and other content producers [6, 26] but also to the long-term effectiveness and usability of AI systems such as LLMs themselves [5]. Without being able to tell what comes from people and what comes from bots, Sybils, or AIs, we may lose not only the online world’s effective anchor on “truth” or “reality” but also the effectiveness of the very AI systems of such great interest at the moment.

In summary, while we fully believe that coercion-resistant e-voting along the lines this paper explores is a useful, challenging, and interesting systems research topic in its own right, we also see it as ultimately far more relevant in the long term as a potential enabler for future democratic computing systems and human-based collective intelligence platforms, which might conceivably serve and be used by collectives of all sizes from small groups to entire nations or ultimately even the global population of networked computing users.

B Registration and voting channels

For clarity of design and exposition, the main paper simplistically assumes that there is a single *registration* step that is mandatory for all voters, and that e-voting is the only voting *channel*, or supported method of ballot casting.

Deploying Votegral or any e-voting architecture in a real nation would of course require addressing many important considerations to integrate and adapt e-voting to that nation’s legal, cultural, and practical environment. These considerations would necessarily include adapting Votegral to

the nation’s prevailing voter registration paradigm, and integrating VoteGral properly with the nation’s pre-existing voting channels. Addressing such challenges in detail for any given nation is beyond the scope of this paper, but we briefly outline some of the relevant considerations here, with a few particular nations as illustrative and contrasting examples.

B.1 Voting across multiple channels

In practice, e-voting is never realistically deployed (at least nationally) as the *sole* available voting channel. Instead, e-voting is generally an opt-in alternative to one or more pre-existing “base case” channels, such as in-person voting with paper ballots and/or postal voting. We outline these voting channel considerations by briefly examining practices in three countries: the US, Estonia, and Switzerland.

US: Although in-person voting by paper ballot remains the established baseline voting channel throughout most of the US, all states allow certain voters to request and submit *absentee* ballots by post, under conditions varying by state [97, 113, 152]. Some states allow some or all voters to join a *permanent absentee voting list* and obtain mail-in ballots automatically before every election [100]. Eight US states have adopted postal voting as a primary voting channel, with other states allowing postal voting for all voters but only in certain districts or for certain elections [99]. Although the US has never systematically adopted any remote e-voting system, many states allow certain citizens, such as military and those with disabilities, to submit scanned ballots by e-mail [97]. As a communication channel that is neither encrypted nor even authenticated by default, this *ad hoc* adoption of e-mail as the US’s standard “remote e-voting system” (while carefully never calling it one) seems to us like a strikingly worst-of-all-worlds solution to the inevitable demand for remote e-voting.

Estonia: Estonia introduced e-voting as an opt-in alternative to in-person voting with paper ballots in 2005, and its adoption has gradually increased from 2% to over 50% [141]. Despite e-voting’s popularity in Estonia, casting a paper ballot remains an option. Further, these two alternative voting channels contribute further to Estonia’s revoting-based approach to coercion resistance. A paper ballot cast in-person overrides any e-vote cast remotely by the same person, and the in-person voting deadline is later than the e-voting deadline. A voter who is coerced (or has their e-voting materials confiscated) all the way through the e-voting deadline, therefore, still has the option in principle of casting an uncoerced ballot in person. The effectiveness of this “last line of defense” against coercion remains limited, however, by the voter’s practical ability to make an in-person trip to a polling station, in secret without the knowledge of the coercer, during the short time window between the e-voting and in-person voting deadlines. For voters living outside Estonia or living full-time with abusive partners, for example, it seems

unlikely that the in-person backup channel can offer an effective defense.

Switzerland: Although Switzerland has so far adopted e-voting only in a few cantons, this adoption came amidst a backdrop of *two* well-established voting channels already available almost nationwide: namely both in-person voting and postal voting [92]. Since postal voting was already the most popular baseline channel in Switzerland before the adoption of e-voting, the general security and privacy properties of this postal baseline effectively came to define the “goal posts” for Switzerland’s e-voting program. This historical development explains in part why coercion resistance has never been a high priority in Switzerland’s e-voting program: the public and political circles alike had already adopted and accepted postal voting almost universally, despite its well-known lack of coercion resistance. Thus, an e-voting system design without coercion resistance was at least no *less* coercion-resistant than the predominant baseline of postal voting.

B.2 Registering to vote versus for e-voting

The e-voting research literature, and especially that addressing coercion resistance using fake credentials [27, 75], typically assumes that all voters must perform a step generically called “registration.” In realistic environments supporting multiple voting channels discussed above, however, the reality of what “registration” might mean is more complex.

In particular, we must distinguish in practice between two potential forms of “registration”: namely *registering to vote*, and *registering for e-voting*. “Registering to vote” means signing up to be allowed to cast a ballot in an election *at all*, by any voting channel. “Registering for e-voting” means signing up to use the e-voting channel in particular, as distinguished from any other available voting channels.

The VoteGral architecture makes an important and essential assumption that voters are required to register in-person at least *for e-voting*, in particular acquiring real and fake credentials for coercion resistance. VoteGral makes no significant assumptions about whether or how voters register *to vote*, however. While we generically use the term “registration” in the main paper for consistency with the e-voting literature, perhaps a better term for the in-person step that VoteGral requires might be “e-voting sign-up” or “credentialing” rather than “registration.” The actual requirements for and considerations surrounding VoteGral’s “registration” stage are more appropriately comparable to that of obtaining or renewing an identity document at a government office, and less suitably comparable to “registering to vote” in the US for example. We next briefly examine these contrasting notions of “registering to vote” versus “registering for e-voting” (credentialing) in the contrasting contexts of Europe versus the US.

Europe: In most European countries, including the above examples of Estonia and Switzerland, a standard and accepted responsibility of government is to maintain an accurate registry of inhabitants: i.e., a database listing who currently lives where, including basic metadata such as age, origin, and citizenship. Residents are expected and required to report when they move into, out of, or between localities, for various reasons orthogonal to voting, such as for reliable communication between the resident and the government, and for determination of the resident’s tax obligations. Determining which current residents of some locality are eligible to vote in which elections is just one more, of many, standard and required uses of this registry of inhabitants. Since governments are expected to “know their inhabitants” anyway, including residence-address and voting-eligibility metadata, “registration to vote” is generally automatic throughout European countries. Unlike in the US, voters need not do anything special to “register to vote”: instead they receive instructions and materials needed for voting automatically by virtue of being listed on the appropriate registry of inhabitants.

VoteGral’s assumption of in-person “registration” might therefore seem at first glance incompatible with Europe’s convenient standard of automatic registration to vote. This is not the case, however, once we correctly identify VoteGral’s “registration” step as *registration for e-voting* or *credentialing*. If VoteGral were to be integrated into a European nation’s election system, in particular, it need not and should not affect the European standard of automatic registration to vote. Instead, in-person credentialing would be a step required only for those voters wishing to opt-in to the *e-voting channel* in particular, and need not be required of anyone opting for existing voting channels such as in-person voting by paper ballot. Thus, in-person registration for e-voting or credentialing would remain an occasional convenience cost, but only one imposed on those desiring the option of using the e-voting channel. Visiting a government office in-person is often still required occasionally, anyway, for other security-critical processes such as obtaining or renewing IDs or passports. European voters could therefore in principle do their in-person credentialing for e-voting at the same time as they sign up for or periodically renew other IDs.

US: In the US, in contrast, voters must normally register to vote as a separate step, as a prerequisite to casting a ballot via *any* voting channel. In states where this mandatory voter registration step is normally done (or required to be done) in-person anyway, there is a conceivable opportunity to deploy an e-voting architecture like VoteGral without imposing on voters any “new” obligation to visit a government office in most cases. US voters in principle could opt-in to VoteGral and perform the necessary credentialing for e-voting immediately after registering to vote, in the same in-person visit.

Despite this potential short-term opportunity, however, we do not suggest or endorse such an approach as an ideal long-term strategy. The US’s requirement of a separate voter registration step is not only inconvenient to voters, but has been regularly abused in practice as a method of deliberate voter suppression [67, 128]. The fact that the roster of registered voters (often including party affiliation) is publicly available in many states further exacerbates this weakness. In particular, any coercer wishing to ensure that certain “undesirable voters” do not vote at all need not monitor the target voters continuously: the coercer need only watch the public lists of registered voters and threaten “consequences” if any of the targets’ names ever appear on it. Thus, independent of the coercion-resistance properties of any particular voting *channels*, the US’s general voter registration paradigm has a severe and inherent weakness to coercion *not to register at all*, at the very least.

The hypothetical adoption of an e-voting architecture like VoteGral in the US would not appear to affect these US-specific registration issues either for better or worse in any obvious way. VoteGral would not help address the problem of voter suppression at registration time, but it would not appear to exacerbate the problem either. Further, realistic solutions to the US’s registration-time voter suppression weaknesses appear to be orthogonal to VoteGral and in general to any particular voting channel. The obvious solution is to adopt the European approach of automatic voter registration: there is no opportunity for coercers to suppress voters at registration time if all eligible voters are registered automatically without their taking any specific action. This solution is clearly feasible and requires no new technology such as e-voting, and hence we argue is important but orthogonal to and beyond the scope of this paper.

B.3 Cross-channel coercion considerations

Any election system supporting multiple channels and desiring coercion resistance must in general consider coercion-resistance properties not just within but across channels. We noted about in Appendix B.1 how Estonia’s design consciously uses in-person voting as a backup channel to e-voting, including for purposes of coercion resistance.

In general, a voting system may be effectively only as coercion-resistant as its *least-coercion-resistant* voting channel, unless the system’s cross-channel interactions are carefully designed to avoid this undesirable effect. As a purely-hypothetical negative example, suppose that Switzerland were to adopt a coercion-resistant e-voting channel such as VoteGral, without addressing the legacy problem that Switzerland’s currently-predominant postal-voting channel is not coercion-resistant. Even if both the e-voting and in-person voting channels are perfectly coercion resistant, a coercer could simply demand that a target voter elect postal voting, and supervise the filling and mailing of the victim’s postal

ballots. In other words, a voter's *choice of voting channel* itself represents a point of potential vulnerability to coercion.

One way to address this cross-channel issue in general is to allow votes via less-coercion-resistant channels to be overridden by votes via more-coercion-resistant channels. Estonia's cross-channel design is an example of this design principle, albeit with important time-based constraints due to the revoting approach.

An important challenge with revoting and vote-overriding in general, however, is ensuring the voting system's end-to-end transparency, not just in terms of the verifiability each channel provides, but also verifiability of correct tallying *across* channels. If Alice revotes several times using Estonia's e-voting channel, then overrides all of those votes by casting a paper ballot in-person, how do election observers—or the public at large—know that only Alice's in-person vote was counted? If the government makes publicly-available the fact that Alice cast a ballot in-person, then this defeats coercion resistance because Alice's coercer can see that information as well. If the government keeps this information secret, in contrast (as Estonia's must), then the public must apparently “just trust” that Alice's last e-vote and her in-person vote are not *both* counted, no matter how transparent the e-voting channel alone might be. (Estonia's current e-voting channel itself is not verifiable anyway [143], so while this cross-channel transparency issue is important in general, it is moot in Estonia's current practical design.)

In summary, a nation's registration paradigm, and other alternative voting channels available, represent important environmental issues in any conceivable deployment of a coercion-resistant e-voting system like VoteGral. Both the details of the environment and the appropriate solutions are necessarily country-specific, however, and hence are beyond the scope of this paper.

C Extensions to the base VoteGral system

In this section, we present several extensions to VoteGral that generally improves usability, verifiability and coercion-resistance. All of these extensions are optional, however, and might be omitted from a deployment due to the complexity they add or for other technical or policy reasons.

C.1 Voting history review and verification

The use of fake credentials in principle allows voters to see a record of how they voted in recent elections with a particular credential (real or fake). Being able to see later how one voted is an obvious feature often desired in e-voting systems, but is usually not allowed due to receipt-freeness concerns [14]. In the case of TRIP, however, allowing voters to see how they voted in the past does not constitute a receipt or compromise coercion resistance, because the record of votes cast *with a particular credential* does not leak the crucial single bit of

information of whether this is was a real or fake credential, and hence whether these votes actually counted or not.

From a cryptographic perspective the ability to view past votes does not affect TRIP's security properties such as verifiability: e.g., TRIP remains verifiable even if the VSD does not allow voters to view their past votes. Nevertheless, we feel that allowing voters to view their past votes can improve the *perception* of transparency in the voting process, and in this way can provide a useful psychological benefit towards the acceptance of an e-voting system, and the acceptance of the results of any given election. Such psychological effects of viewing voting history remain to be studied systematically, however.

Furthermore, this approach actually offers a verifiability advantage, as each vote can be accompanied by a receipt proving the ballot contains that vote. Voters could use a second device to verify the accuracy of their vote not only for the current election but also for all previous ones. Additionally, even if a second device is not available immediately, a new device purchased later can verify the integrity of votes cast on the previous device(s).

Voters can also request the election authority to reveal all previous votes cast with a credential stored on their device. To accomplish this, the voter's device proves ownership of the credential to each election authority member and requests verifiable decryption shares of the ballots cast with it. The voter's device then reconstructs the vote using the decryption shares while verifying its integrity. Importantly, this process does not disclose the vote to any election authority members since the reconstruction is performed locally, on the voter's device.

C.2 Reducing the credential exposure window

The voter's real credential is vulnerable in two places: during transport on the printed receipt and at the issuing kiosk. To mitigate transport risks, envelopes are designed with a hollow section that conceals the confidential QR codes when the receipt is inserted. A transparent window reveals only the non-confidential second QR code, which contains check-out material, preventing exposure of the entire receipt. At the kiosk, exposure can be addressed using the signing keypair to sign votes when they are posted on the ledger. Voters' devices monitor the ledger to detect if a vote was cast using the signing keypair it holds. Coercion resistance is preserved because c_{pc} is a non-deterministic encryption of c_{pk} so releasing c_{pk} publicly reveals nothing about whether a particular c_{pc} contains c_{pk} .

However, impersonation creates inconvenience for voters, who must contest fraudulent votes with the election authority. To avoid this, another approach enables voters' devices to sign a newly generated key pair $(\hat{c}_{sk}, \hat{c}_{pk})$ with their kiosk-issued key pair. The device then publicly discloses the signature, along with the new public key \hat{c}_{pk} , allowing only votes cast with \hat{c}_{pk} to be tallied. This process

effectively transfers voting rights from the kiosk-generated key pair to the device-generated one. Additionally, it enables voters to port their credentials to new devices, rendering the old device’s credential unusable. Both approaches apply to fake credentials since they are also just signing key pairs. The tallying process would then use this intermediary table (post-shuffled) to link credentials on the voting log with the credentials on the registration log.

C.3 Resisting extreme coercion scenarios

A significant challenge with remote voting systems is handling voters under practically constant coercion (e.g., by an abusive spouse). In TRIP, such voters might struggle to hide their real credential from a coercer who could, for example, conduct a complete physical search immediately after registration. TRIP can allow these voters to delegate their voting rights to a well-known entity, like a political party, while leaving the booth with only fake credentials. Thus, when the coercer searches the victim, all credentials found are fake, although the victim of course claims that one of them is real. This approach unavoidably requires voters under extreme coercion to trust the kiosk, however, as these voters can retain no material evidence that the kiosk acted honestly.

We envision the kiosk asking voters if they believe they cannot cast their intended vote outside the booth (e.g., lacking a device outside a coercer’s control). If the voter acknowledges, the kiosk prompts them to delegate their vote by selecting a political party they align with. The kiosk then encrypts the political party’s preloaded public key (P), which becomes this voter’s blinded public credential tag. This process does not require the kiosk to have the private key for P , eliminating any exposure of the party’s credential private key to the registrar. Each political party’s vote will then be counted for each voter who delegated their vote to that party.

D Formal system and threat models

D.1 System Model

The Votegral architecture involves the following key actors. **Ledger.** The ledger \mathbb{L} is an append-only, always available, publicly accessible data structure. It includes three “sub-ledgers”, the Registration Ledger \mathbb{L}_R , the Envelope Commitment Ledger \mathbb{L}_E , and the Ballot Ledger \mathbb{L}_V . We idealize the ledger as a tamper-evident, globally consistent view with perfect access: All actors observe the same authentic ledger state, and any tampering (e.g., denials, alterations, or view manipulations) is detectable with overwhelming probability. This assumption abstracts away consensus, allowing us to focus on e-voting security definitions. In practice, ledger integrity holds under honest-majority assumptions with decentralized querying and well-decentralized nodes.

Registrar. The registrar \mathbb{R} enrolls eligible voters from a given electoral roll \mathbb{V} . The registrar consists of: (1) kiosks $\mathbb{K} = \{K_1, \dots, K_{n_K}\}$, each in a privacy booth, which issue

Device Adv.	Ledger	Authority	OSD	Kiosk	Envelope Printers	VSD w/ Cred.	
						Real	Fake
Integrity	Yes*	All	Yes†	Yes†	Yes†	No	No
Privacy	Yes	$n_A - 1$	Yes	Yes	Yes	No	Yes
Coercion	Yes	$n_A - 1$	No	No	No	No‡	Yes

Table 1. Threat Model: This table depicts an adversary’s ability to compromise a device and the entity or credential it represents.

* The ledger can be compromised but since all actors observe the same authentic ledger state, any tampering (e.g., denials, alterations, or view manipulations) is detectable with overwhelming probability.

† The risk of the adversary compromising voter registration (see Section 5, Appendix F.3), is small per registration, and becomes negligible when considering the combined probability across registrations.

‡ If voters cannot conceal their device from a coercer, they can entrust their real credential to a trusted third party to cast votes on their behalf.

voters credentials; (2) envelope printers $\mathbb{P} = \{P_1, \dots, P_{n_P}\}$, which issue the envelopes that the voters use during credentialing; and (3) registration officials $\mathbb{O} = \{O_1, \dots, O_{n_O}\}$, represented by their *official supporting device* (OSD), who authenticate voters and authorize their credentialing sessions. **Voters.** Voters on the electoral roll $\mathbb{V} = \{V_1, \dots, V_{n_V}\}$ who interact with the system to register and vote. Voters obtain their credentials in-person at the registrar, and activate them on their voter supporting device (VSD) to cast ballots on a ledger. VSDs periodically monitor the ledger to inform voters of relevant updates, such as a successful registration session. **Authority.** The election authority $\mathbb{A} = \{A_1, \dots, A_{n_A}\}$ consists of n_A members who jointly process the ballots cast on the ledger to produce a publicly verifiable tally. The authority also manages election logistics, sets policy, and is ultimately accountable to the public.

D.2 Threat Model

We define three adversaries corresponding to specific scenarios: integrity \mathcal{I} , privacy \mathcal{P} and coercion \mathcal{C} .³ Table 1 illustrates which actors, represented by their device for added granularity, each adversary may compromise. We assume that all adversaries are computationally bounded, cryptographic primitives are secure, and communication channels are secure (e.g., via TLS), unless stated otherwise.

Integrity. Integrity adversary \mathcal{I} ’s goal is to manipulate the election outcome without detection, as any detected interventions could undermine public confidence in the results. \mathcal{I} cannot compromise the electoral roll nor the VSDs.⁴

³An availability adversary seeking to deny service is also relevant, but we assume this issue is addressed by the use of high-availability infrastructure.

⁴Works such as [12, 29] address the latter problem using a cast-as-intended verification mechanism.

Symbol	Description
G, q, g	A cyclic group G of order q with generator g
$\mathbb{A}, \mathbb{O}, \mathbb{K}, \mathbb{P}, \mathbb{V}$	Authority, Officials, Kiosks, Envelope Printers, Electoral roll
n_A, n_O, n_K, n_P	Number of Authorities, Officials, Kiosks, Envelope printers
$\mathbb{L}_R, \mathbb{L}_E, \mathbb{L}_V$	Ledger and Registration, Envelope & Voting (sub-)ledgers
$V_{id}, c_{pc}, c_{pk}, c_{sk}$	Voter's identifier, Public Credential, Public & Private Keys
$c, \tilde{c}_{pk}, \tilde{c}_{sk}$	A credential, A fake credential's Public and Private Keys
\mathbb{E}, n_E, n_c	Envelope challenges and number of envelopes & credentials
τ, s_{rk}	MAC authorization tag, Official & kiosk shared secret key
OSD, VSD	Registration officials and Voters' supporting devices
$t_{in}, t_{out}, q_c, q_r$	Check-In & Check-Out Tickets, Commit & Response Codes

Table 2. Scheme Notations.

Privacy. \mathcal{P} 's goal is to *reveal* a voter's real vote to, for example, target specific voters with personalized political advertising to influence their vote in future elections [122]. \mathcal{P} can compromise all but *one* authority member.⁵ \mathcal{P} cannot compromise the VSDs containing voters' real credentials.

Coercion. Unlike \mathcal{P} , the coercion adversary \mathcal{C} aims to pressure voters overtly into casting the coercer's vote. \mathcal{C} 's objective is to determine whether the targeted voters complied with their demands, which may involve demanding voters to cast \mathcal{C} -dictated ballots, or reveal their real credential. \mathcal{C} inherits the same capabilities as \mathcal{P} , meaning it can compromise all but one authority member, and cannot compromise the VSD containing the voter's real credential. Additionally, \mathcal{C} cannot compromise the registrar nor observe the communication channel between the voter and the kiosk. While side-channel attacks are out-of-scope, we discuss them briefly in Appendix L. As is typical in coercion-resistant e-voting systems [27, 75], we assume that the communication channel used by voters to cast their real vote is anonymous, at least to the extent of not being monitored by the coercer. Otherwise the coercion adversary could simply demand that the voter never communicates with the ledger, and monitor all of the voter's communication in order to enforce that demand.

E Formal TRIP registration protocol

This section presents TRIP, formally described in Fig. 6.

Notation. For a finite set S , $s \leftarrow S$ denotes that s is sampled independently and uniformly at random from S . The symbol \ominus represents exclusion from a collection of elements. We denote $a \leftarrow b$ as appending b to a , $a \parallel b$ as concatenating b with a , \mathbf{x} as a vector of elements of type x , and $\mathbf{x}[i]$ as the i th entries of the vector \mathbf{x} . We use \top and \perp to indicate success and failure, respectively. Variables used throughout the TRIP scheme are summarized in Table 2.

Primitives. TRIP requires (1) the ElGamal encryption scheme EG, (2) a distributed key generation scheme DKG, (3) a EUF-CMA signature scheme Sig, (4) a secure hash function H,

⁵This notion is common in electronic voting literature [75, 145] and in privacy-enhancing systems in general [57, 132].

TRIP $(\lambda, (G, q, g), V, \mathbb{L}, \mathbb{A}, \mathbb{O}, \mathbb{K}, \mathbb{P}, \mathbb{E}, s_{rk})$	
1 :	$O, K \leftarrow V(\mathbb{O}, \mathbb{K})$ % Voter-chosen/given official and kiosk
2 :	$t_{in} \leftarrow (V_{id}, _) \leftarrow \text{CheckIn}(O, K, s_{rk}, V_{id})$
3 :	$c \leftarrow (q_c, t_{ot}, q_r, e) \leftarrow ((V_{id}, c_{pc}, Y_c, \sigma_{kc}), (V_{id}, c_{pc}, K, \sigma_{kot}), (c_{sk}, r, K, \sigma_{kr}), (P, e, \sigma_p))$ $\leftarrow \text{RealCred}(\lambda, (G, q, g), K, \mathbb{A}_{pk}, \mathbb{E}, t_{in})$
4 :	$\mathbf{e} \leftarrow \{e\}; \mathbf{c} \leftarrow \{c\}$ % Used challenges; credentials set
5 :	for 1 to $(n_c \leftarrow V()) - 1$ do % Voter-chosen # credentials
6 :	$\tilde{c} \leftarrow \text{FakeCred}(\lambda, (G, q, g), K, \mathbb{A}_{pk}, \mathbb{E}_{\ominus e}, t_{ot})$
7 :	$\mathbf{c} \leftarrow \tilde{c}; \mathbf{e} \leftarrow \tilde{c}[e]$
8 :	$c_o \leftarrow V(\mathbf{c})$ % Voter-chosen credential for check-out
9 :	$\mathbb{L} \leftarrow \text{CheckOut}(O, \mathbb{L}, \mathbb{K}, c_o[t_{ot}])$
10 :	for i to n_c do
11 :	$\mathbb{L} \leftarrow \text{Activate}(\mathbb{L}, V, c_i)$

Figure 6. TRIP Registration process for a prospective voter.

(5) a message authentication code scheme MAC, and (6) an interactive zero-knowledge proof of equality of discrete logarithms ZKPoE. We define these primitives below.

E.1 Cryptographic primitives

Distributed Key Generation Scheme. TRIP uses a distributed key generation protocol DKG [57] that inputs a group description (G, q, g) —a cyclic group G of order q with generator g —and the number of parties n and creates a private and public key pair for each party $(P_i^{\text{sk}}, P_i^{\text{pk}})$ and a collective public key P^{pk} :

$$\{P_i^{\text{sk}}, P_i^{\text{pk}}\}, P^{\text{pk}} \leftarrow \text{DKG}(G, p, g, n),$$

such that $P_i^{\text{pk}} = g^{P_i^{\text{sk}}}$ where $P_i^{\text{sk}} \leftarrow \mathbb{Z}_q$, $P^{\text{pk}} = \prod_{i=1}^n P_i^{\text{pk}}$.

ElGamal Encryption Scheme. This scheme is parameterized by a cyclic group G of prime order q and a random generator g ; and consists of the following algorithms: EG.KGen(G, q, g) which takes as input the group definition and outputs a public key pk along with a private key sk such that $\text{pk} = g^{\text{sk}}$ where $\text{sk} \leftarrow \mathbb{Z}_q$; a randomized encryption algorithm EG.Enc(pk, m) which inputs a public key pk and a message $m \in G$ and outputs a ciphertext $C = (C_1, C_2) = (g^r, \text{pk}^r m)$ for $r \leftarrow \mathbb{Z}_q$; and a deterministic decryption algorithm EG.Dec(sk, C) which takes as input a private key sk and a ciphertext C and outputs a message $m = C_2(C_1^{\text{sk}})^{-1}$.

Signature Scheme. TRIP uses a EUF-CMA signature scheme defined by the following three algorithms: a randomized key generation algorithm Sig.KGen(1^λ) which takes as input the security parameter and outputs a signing key pair (sk, pk) ; a signing algorithm Sig.Sign(sk, m) which inputs a private

Setup($\lambda, \mathbb{V}, (G, p, g), n_A, n_O, n_K, n_P, n_E$)	
1 :	$\mathbb{L} \leftarrow \emptyset$
2 :	$\{A_i^{\text{sk}}, A_i^{\text{pk}}\}, \mathbb{A}_{\text{pk}} \leftarrow \text{DKG}(G, p, g, n_A)$
3 :	$\{O_i, K_i, P_i \leftarrow \text{Sig.KGen}(1^\lambda)\}_{0 \leq i < n_O, 0 \leq i < n_K, 0 \leq i < n_P}$
4 :	$\mathbb{L}_R \leftarrow \{\mathbb{V}_i^{\text{id}}\}_{i \in \mathbb{V}}$
5 :	$\mathbb{E} \leftarrow \{P_j \leftarrow \mathbb{P}; e_i \leftarrow \mathbb{Z}_q;$ $\mathbb{L}_E \leftarrow (P_j^{\text{pk}}, H(e_i), \text{Sig.Sign}(P_j^{\text{sk}}, H(e_i)))\}_{0 \leq i < n_E}$
6 :	$s_{rk} \leftarrow \{0, 1\}^\lambda$

Figure 7. Setup Procedure for the ledger, the authority members, the officials, the kiosks and the envelope printers with envelope issuance. The secret s_{rk} is shared between officials and kiosks.

key and a message $m \in \{0, 1\}^*$ and outputs a signature σ ; a signature verification algorithm $\text{Sig.Vf}(\text{pk}, m, \sigma)$ which outputs \top if σ is a valid signature of m and \perp otherwise; and an algorithm $\text{Sig.PubKey}(\text{sk})$ that takes as input a private key sk and outputs the corresponding public key pk .

Hash. TRIP utilizes a cryptographic secure hash function H , for which the output is 2λ bits, for security parameter λ .

Message Authentication Code. TRIP uses a message authentication code scheme defined by the following two algorithms: a probabilistic signing algorithm $\text{MAC.Sign}(k, m)$ which takes as input a (secret) key k and a message m and outputs an authorization tag τ ; and a deterministic verification algorithm $\text{MAC.Vf}(k, m, \tau)$ which takes as input the (secret) key k , the message m and the authorization tag τ and outputs either \top for accept or \perp for reject.

Zero-Knowledge Proof of Equality. TRIP employs an interactive zero-knowledge proof of equality of discrete logarithms [25] ZKPoE so that a prover P can convince a verifier V that P knows x , given messages $y \equiv g_1^x \pmod{p}$ and $z \equiv g_2^x \pmod{p}$ without revealing x . In *interactive* zero knowledge proofs, the verifier V must provide the challenge only *after* the prover P has computed and provided the commit to V .

E.2 Setup.

Setup (Fig. 7) initializes the core system actors (Ledger, Authority, and Registrar). Prior works often include registration as part of a broader setup process, but we separate it to delineate registration cleanly:

- The ledger \mathbb{L} becomes available and made accessible to all (including third) parties. To delineate the different types of recorded events, we introduce sub-ledgers: \mathbb{L}_R , \mathbb{L}_E , and \mathbb{L}_V , which are dedicated to storing registration sessions, envelope data, and votes, respectively.

CheckIn(O, K, s_{rk}, V_{id})	
OSD (O, s_{rk}, V_{id})	Kiosk (K, s_{rk}, t_{in})
1 : $\tau_r \leftarrow \text{MAC.Sign}(s_{rk}, V_{id})$	$(V_{id}, \tau_r) \leftarrow t_{in}$
2 : $t_{in} \leftarrow (V_{id}, \tau_r)$	$\text{MAC.Vf}(s_{rk}, \tau_r, V_{id}) \stackrel{?}{=} \top$

Figure 8. Check-In. The official's device issues check-in ticket and kiosk verifies authenticity of check-in ticket.

- The authority members \mathbb{A} run DKG, outputting a private, public keypair for each authority member ($A_i^{\text{sk}}, A_i^{\text{pk}}$) and a collective public key \mathbb{A}_{pk} which is made available to all parties. \mathbb{A}_{pk} must be a generator of G_q .
- Each registrar actor (OSDs, kiosks & printers) generates their own private and public key pair using $\text{Sig.KGen}(1^\lambda)$. The registrar uses the electoral roll \mathbb{V} to populate \mathbb{L}_R with each voter's unique identifier V_i^{id} . The printer issues at least $n_E > c|\mathbb{V}| + \lambda_E|\mathbb{K}|$ envelopes \mathbb{E} , where constant $c \geq 2$ represents the authority's estimate of the number of envelopes each voter consumes and λ_E is a security parameter detailed in Appendix F.1, which represents the minimum number of envelopes required in each booth. If authorities underestimate the average consumption of envelopes, \mathbb{P} can issue additional envelopes.⁶ Each envelope contains the printer's public key P_i^{pk} , a cryptographic nonce $e \leftarrow \mathbb{Z}_q$, and a signature on this nonce $\sigma_p \leftarrow \text{Sig.Sign}_p(H(e))$. For each envelope, the printer also publishes $(P_i^{\text{pk}}, H(e), \sigma_p)$ to the ledger \mathbb{L}_E . The officials \mathbb{O} and kiosks \mathbb{K} generate a shared secret key s_{rk} to create and verify MAC tags that authorize voters access to a kiosk.

E.3 Check-In.

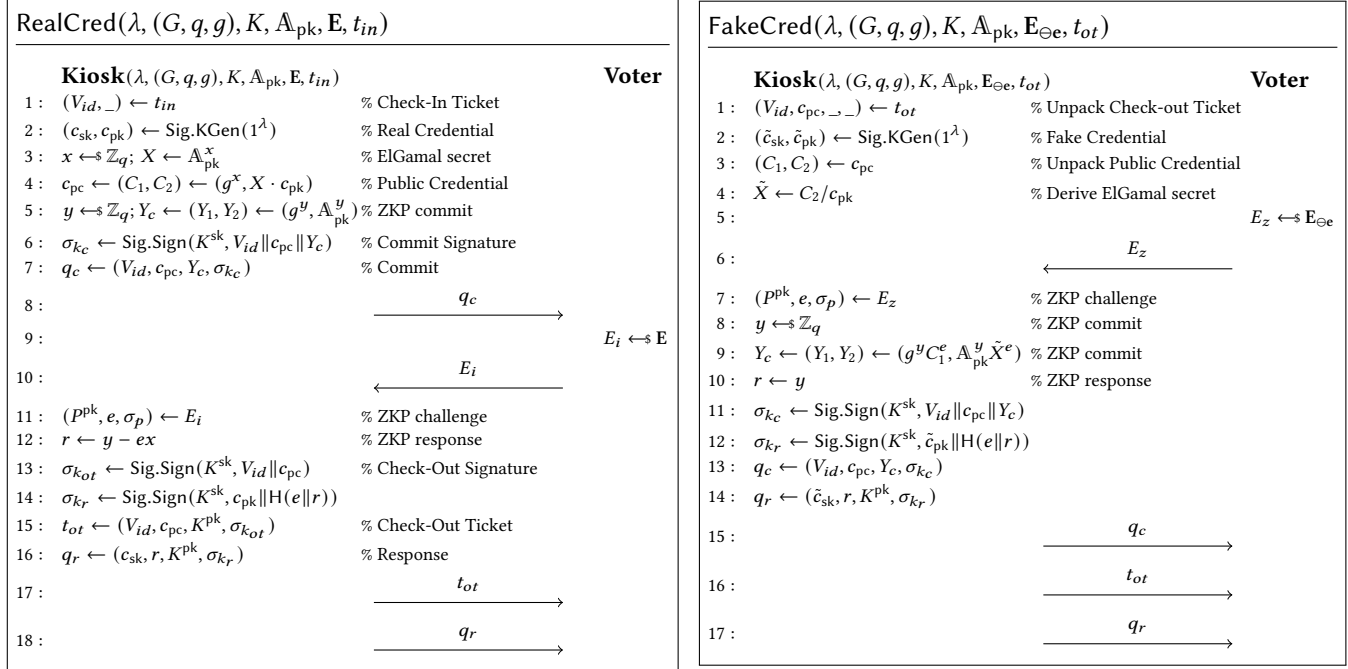
Upon successful authentication at Check-In (Fig. 8), the OSD issues the voter a check-in ticket, t_{in} , consisting of the voter's identifier, V_{id} , and an authorization tag, τ_r , on V_{id} .⁷ The kiosk validates the authorization tag, τ_r , when the voter presents their ticket t_{in} (Fig. 8).

E.4 Real credential.

The kiosk now issues the voter their real credential while proving its correctness (Fig. 9a). The kiosk first generates the voter's real credential's private and public keys ($c_{\text{sk}}, c_{\text{pk}}$) and ElGamal encrypts c_{pk} using the authority's public key \mathbb{A}_{pk} to obtain the voter's public credential c_{pc} . To prove that c_{pc} encrypts c_{pk} without revealing the ElGamal randomness

⁶ Unlike paper ballots, envelopes do not expire, allowing unused ones to be saved for future registrations. This longevity property mitigates the steady-state cost of maintaining an abundant supply of envelopes.

⁷For usability, as discussed in §7.5, we use a barcode instead of a QR code, and due to storage constraints in a barcode, we use MAC instead of Sig.



(a) **Real Credential Creation Process.** Voter and kiosk follow a sound zero-knowledge proof construction.

(b) **Fake Credential Creation Process.** Voter and kiosk follow an unsound zero-knowledge proof construction. Envelopes cannot be reused.

Figure 9. Voting Credential Creation Process.

secret x (to enable the construction of fake credentials later), the kiosk, as the prover, and the voter, as the verifier, run an interactive zero-knowledge proof of equality of discrete logarithms:⁸ $\text{ZKPoE}_{C_1, X} \{ (x) : C_1 = g^x \wedge X = \mathbb{A}_{pk}^x \}$. The kiosk first computes the commits $Y_1 = g^y$, and $Y_2 = \mathbb{A}_{pk}^y$ for $y \leftarrow \mathbb{Z}_q$ and prints the commit q_c containing the voter's public credential c_{pc} , the commits $Y_c = (Y_1, Y_2)$, and a signature σ_{kc} on $(V_{id} \| c_{pc} \| Y_c)$. The voter then supplies the kiosk with an envelope $E_i \leftarrow \mathbb{E}$ containing the challenge e . The kiosk finally computes the response $r = y - ex$, the signatures σ_{kot} and σ_{kr} , and prints the check-out ticket t_{ot} and response q_r .

At this stage, the voter observes that the process adheres to the Σ -protocol sequence: commit, challenge, response. If the voter detects and reports an anomaly, we expect the registrar or some other authority to direct the voter to another kiosk and inspect the one reported, as detailed in Appendix F.3.5. After successful registration, the voter's device later verifies the computational correctness of the credential.

E.5 Fake credentials.

To create a fake credential (Fig. 9b), the kiosk generates a new credential $(\tilde{c}_{sk}, \tilde{c}_{pk})$ and falsely proves that the public

credential c_{pc} encrypts \tilde{c}_{pk} . The kiosk first derives the "new" ElGamal secret $\tilde{X} \leftarrow C_2 / \tilde{c}_{pk}$. The kiosk has no knowledge of an \tilde{x} that satisfies $\tilde{X} = \mathbb{A}_{pk}^{\tilde{x}}$, requiring one to solve the discrete logarithm problem. Instead, the kiosk and the voter follow an incorrect proof construction sequence that violates soundness without affecting correctness. In this sequence, the voter first supplies a new envelope $E_z \leftarrow \mathbb{E}_{\ominus e}$ to the kiosk, where e are the previously used envelopes/challenges. Then, the kiosk uses the new challenge e to compute a ZKP commit $(Y_1, Y_2) \leftarrow (g^y C_1^e, \mathbb{A}_{pk}^y \tilde{X}^e)$ for some $y \leftarrow \mathbb{Z}_q$ and the ZKP response $r \leftarrow y$. The kiosk finishes by computing signatures σ_{kc} and σ_{kr} and printing the commit q_c , check-out t_{ot} , and response q_r sequentially, where t_{ot} is identical (both in content and visually) to the one in the real credential process. The voter can repeat this process for any number of desired fake credentials (within reasonable limits mentioned in §3.2).

E.6 Check-Out.

At check-out (Fig. 10), the official uses their OSD to scan the credential shown by the voter. The voter shows this credential in the transport state (Fig. 2c), which reveals the contents of the check-out ticket t_{ot} .

The OSD first checks the credential's authenticity by checking the kiosk's public key $K^{pk} \in \mathbb{K}^{pk}$, and verifying the signature σ_{kot} . The OSD then provides its stamp of approval with

⁸For cryptographic purposes, we equate the voter with the verifier. However, in reality, the voter only observes the order in which QR codes are printed on the receipt without needing to understand them. The voter's device is responsible for checking the actual proof transcripts.

CheckOut($O, \mathbb{L}, \mathbb{K}, t_{ot}$)OSD($O, \mathbb{L}, \mathbb{K}, t_{ot}$)

- 1: $(V_{id}, c_{pc}, K^{pk}, \sigma_{k_{ot}}) \leftarrow t_{ot}$ % Check-Out Ticket
 - 2: $K^{pk} \stackrel{?}{\in} \mathbb{K}^{pk}$; % Authorized?
 - 3: $\text{Sig.Vf}(K^{pk}, \sigma_{k_{ot}}, V_{id} \| c_{pc}) \stackrel{?}{=} \top$ % Verify Signature
 - 4: $\sigma_o \leftarrow \text{Sig.Sign}(O^{sk}, V_{id} \| c_{pc} \| \sigma_{k_{ot}})$ % Official Approval
 - 5: $\mathbb{L}_R[V_{id}] \leftarrow (c_{pc}, K^{pk}, \sigma_{k_{ot}}, O^{pk}, \sigma_o)$ % Update Ledger
- VSD(\mathbb{L}, V)**
- 6: $\text{Notify}(V_{id})$ % Notify Voter

Figure 10. Check-Out. The official approves the voter's registration session, publishing on the ledger their signature, the kiosk's signature and the voter's public credential. The ledger verifies signatures and the VSD monitoring the ledger notifies the voter.

Activate(\mathbb{L}, V, c)VSD($(G, q, g), \mathbb{L}, V, c$)

- 1: $((V'_{id}, c_{pc}, Y_c, \sigma_{k_c}), \neg (c_{sk}, r, K^{pk}, \sigma_{k_r}), (P^{pk}, e, \sigma_p)) \leftarrow (q_c, \neg q_r, e) \leftarrow c$ % Unpack Credential
- 2: $c_{pk} \leftarrow \text{Sig.PubKey}(c_{sk})$ % Get Public Key
- 3: $\text{Sig.Vf}(K^{pk}, \sigma_{k_c}, V'_{id} \| c_{pc} \| Y_c) \stackrel{?}{=} \top$ % Receipt Integrity Check 1
- 4: $\text{Sig.Vf}(K^{pk}, \sigma_{k_r}, c_{pk} \| H(e \| r)) \stackrel{?}{=} \top$ % Receipt Integrity Check 2
- 5: $\text{Sig.Vf}(P^{pk}, \sigma_p, H(e)) \stackrel{?}{=} \top$ % Envelope Integrity Check
- 6: $(C_1, C_2) \leftarrow c_{pc}; X \leftarrow C_2 / c_{pk}$ % Derive ElGamal Secret
- 7: $(Y_1, Y_2) \leftarrow Y_c$ % Extract ZKP commitments
- 8: $Y_1 \stackrel{?}{=} g^r C_1^e; Y_2 \stackrel{?}{=} A_{pk}^r X^e$ % Verify ZKP
- 9: $(c'_{pc}, K'^{pk}, \sigma_{k_{ot}}, O^{pk}, \sigma_o) \leftarrow \mathbb{L}_R[V_{id}]$ % Voter Reg. Session
- 10: $c'_{pc} \stackrel{?}{=} c_{pc} \wedge K'^{pk} \stackrel{?}{=} K^{pk} \wedge V'_{id} \stackrel{?}{=} V_{id}$ % Verify Public Cred & Actors
- 11: $e \notin \mathbb{L}_E[H(e)]; \mathbb{L}_E[H(e)] \leftarrow e$ % Challenge Unused & Append

Figure 11. Credential Activation. Verifies the integrity of the credential: if any procedure with fails, then the process aborts. Upon success, the VSD stores the credential's private key c_{sk} .

a digital signature σ_o on the voter's identifier V_{id} , the voter's public credential c_{pc} and the kiosk's signature $\sigma_{k_{ot}}$. Finally, OSD updates the ledger entry V_{id} with $(c_{pc}, K^{pk}, \sigma_{k_{ot}}, O^{pk}, \sigma_o)$. Once updated, the ledger \mathbb{L} performs the necessary checks and the VSD notifies the voter about their recent registration with information on how to report any irregularities.

E.7 Activation.

During activation (Fig. 11), the voter uses their VSD to scan a credential in the activate state (Fig. 2d). This reveals the commit q_c , envelope e , and response q_r ; the check-out ticket

- $c_{sk}^i, c_{pc}^i, P^i, \mathbb{L}_R \leftarrow \text{RealCred}(\mathbb{L}_R, R_{sk}, V_{id}^i, \lambda)$: takes as input the ledger \mathbb{L}_R , the registrars' private key R_{sk} , a voter's identifier V_{id}^i and a security parameter λ and outputs the voter's private and public credential c_{sk}^i and c_{pc}^i , correctness proofs P^i and an updated registration ledger \mathbb{L}_R . For simplicity, RealCred incorporates the CheckIn and CheckOut processes required in TRIP.
- $c_f^i, P^i \leftarrow \text{FakeCreds}(R_{sk}, V_{id}^i, c_{pc}^i, n_f, \lambda)$: takes as input the registrar's private key R_{sk} , the voter's identifier V_{id}^i , the voter's public credential c_{pc}^i , the number of fake credentials $n_f \in \mathbb{N}$, and a security parameter λ and outputs n_f fake credentials c_f^i and n_f proofs of correctness P^i .
- $out, \mathbb{L}_R \leftarrow \text{Activate}(\mathbb{L}_R, c, P)$: takes as input the registration ledger \mathbb{L}_R , a credential c and the credential's correctness proof P and outputs $out \in \{\top, \perp\}$ and an updated registration ledger \mathbb{L}_R .
- $\mathbb{L}_V \leftarrow \text{Vote}(c_{sk}, T_{pk}, n_M, D_{n_H, n_M}, \lambda)$: takes as input the set of credentials c_{sk} , the talliers' public key T_{pk} , the candidate list n_M , and a probability distribution D_{n_H, n_M} over the possible (voter, candidate) pairs^a. It appends a TRIP-formatted ballot for each credential in c_{sk} to the ledger \mathbb{L}_V .
- $(X, P) \leftarrow \text{Tally}(T_{sk}, \mathbb{L}, n_M, \lambda)$: takes as input the talliers' private key T_{sk} , the ledger \mathbb{L} , the candidates n_M , and a security parameter λ and outputs the tally X and a proof P showing that the talliers computed the tally correctly.
- $(X, P) \leftarrow \text{Ideal-Tally}(T_{sk}, \mathbb{L}, n_M, \lambda)$: takes as input the talliers' private key T_{sk} , the ledger \mathbb{L} , the candidates n_M , and a security parameter λ and outputs an ideal-tally X and a proof P . This algorithm, as defined in [JC] and only used in the ideal game, differs from Tally by not counting any ballots cast by the adversary if the bit $b = 0$.

^aThis distribution captures the uncertainty of honest voters' choices, which impairs the adversary's ability to detect coercion.

Figure 12. TRIP API.

t_{ot} is not visible. VSD then verifies the integrity of the credential by (1) verifying the signatures $(\sigma_{k_c}, \sigma_{k_r}, \sigma_p)$, (2) deriving the ElGamal secret X and verifying the ZKP, (3) checking whether the public credential c_{pc} matches the public credential on the ledger c'_{pc} , and (4) checking via the ledger \mathbb{L}_E that the challenge e has not already been used. Upon success, the device publishes the challenge e on \mathbb{L}_E and stores the credential c_{sk} for future voting. The device publishes the envelope challenge on the ledger for integrity, ensuring that the challenges are unique. Upon failure, the VSD reports the offending actor that results from the failure check, and instructs the voter to re-register.

We present the voting and tallying scheme in Appendix M.

F Formal proofs

We formally prove that TRIP satisfies coercion-resistance and individual verifiability, and provide a proof sketch for the privacy adversary. Tables 2 and 3 show our notation and summarize our variables.

TRIP API. We first redefine the TRIP API (Fig. 12), where algorithms append to a ledger instead of submitting to it. Since the registrar is either all malicious (integrity, privacy) or all honest for coercion, we denote \mathbb{R} to represent the kiosks, registration officials and the envelope printers.

F.1 Coercion resistance

We prove that TRIP is coercion-resistant by showing that the difference between C 's winning probability in a real game – representing the adversary's interactions with our

Notation	Description
\mathbb{R}	Registrar (combines kiosks, envelope printers and officials)
X, P, M	Tally & Tally Proofs, Voting options
D^c, D^v	Probability distribution of chosen # credentials and votes
C, V_C, j, β	Coercer, C -controlled voters, C -target voter, C -intended ballot
n_C^c, st_C	C -target number of total credentials, C (adversarial) state
n_V, n_C, n_M	Number of voters, controlled voters and voting options

Table 3. Proof Notations.

Game C-Resist-Ideal $^{C',b}(\lambda, \mathbb{V}, \mathbb{R}, \mathbb{A}, M, n_C)$

```

1 :  $V_C, \{n_c^i\}_{1 \leq i \leq |V_C|}, \text{st}_{C'} \leftarrow C'(\mathbb{V}, \text{"Choose controlled voter set"})$ 
2 :  $\mathbb{L}^{JCJ}, \mathbb{L}_E, n_V, n_M, n_C' \leftarrow \emptyset, \emptyset, |\mathbb{V}|, |M|, |V_C|$ 
3 :  $(j, \beta, \text{st}_{C'}) \leftarrow C'(\text{st}_{C'}, \text{"Pick target voter and their parameters"})$ 
4 : if  $n_C' \neq n_C$  or  $j \notin \{1, 2, \dots, n_V\} \setminus V_C$  then abort
5 : for  $i = 1$  to  $n_V$  do All voters – real credential
6 :  $c_{sk}^i, c_{pc}^i, \neg \mathbb{L}_R^{JCJ} \leftarrow \text{RealCred}(\mathbb{L}_R^{JCJ}, \mathbb{R}_{sk}, V_{id}^i, \lambda)$ 
7 : if  $i \in V \setminus (V_C \cup \{j\})$  do Honest voters – fake credentials
8 :  $\tilde{c}_{sk}^i, \neg \leftarrow \text{FakeCreds}(\mathbb{R}_{sk}, V_{id}^i, c_{pc}^i, D_{1,[0,\text{inf}]}^c, \lambda)$ 
9 :  $\neg, \mathbb{L}_E \leftarrow \{\text{Activate}(\mathbb{L}_E, \tilde{c}_{sk}^i)\}_{1 \leq i \leq |\tilde{c}|}$ 
10 : if  $b = 0$  then Target voter evades – casts real vote
11 :  $\tilde{c}_{sk}^j, \neg \leftarrow \text{FakeCreds}(\mathbb{R}_{sk}, V_{id}^j, c_{pc}^j, 1, \lambda)$ 
12 :  $\neg, \mathbb{L}_E \leftarrow \{\text{Activate}(\mathbb{L}_E, c_{sk}^j), \text{Activate}(\mathbb{L}_E, \tilde{c}_{sk}^j)\}$ 
13 :  $\mathbb{L}_V^{JCJ} \leftarrow \text{Vote}(c_{sk}^j, \mathbb{A}_{pk}, M, \beta, \lambda)$ 
14 :  $c_{C'} \leftarrow c_{sk}^j$  Target voter always releases their real credential
15 :  $\mathbb{L}_V^{JCJ} \leftarrow \{\text{Vote}(c_{sk}^i, \mathbb{A}_{pk}, M, D_{n_V - n_C, n_M}^v, \lambda)\}_{i \in V \setminus \{V_C \cup j\}}$ 
16 :  $\mathbb{L}_V^{JCJ} \leftarrow C'(\text{st}_{C'}, \mathbb{L}_R^{JCJ}, c_{C'}, \{c_{sk}^i\}_{i \in V_C}, \lambda, \text{"Coercer casts ballots"})$ 
17 :  $(X, \neg) \leftarrow \text{Ideal-Tally}(\mathbb{A}_{sk}, \mathbb{L}_V^{JCJ}, M, \mathbb{L}_R^{JCJ}, \lambda)$ 
18 :  $b' \leftarrow C'(\text{st}_{C'}, X, \mathbb{L}_E, \text{"Guess } b")$ 
19 : return  $b' = b$ 

```

Figure 13. Game C-Resist-Ideal. The TRIP ideal game for coercion-resistance, adapted from JCJ, that considers the adversary’s probabilistic knowledge of honest voters’ fake credentials. Notations are defined in Tables 2 and 3, TRIP API in Fig. 12.

system – and in an ideal game – representing the desired level of coercion-resistance – is negligible. In both games, C ’s goal is to determine whether the targeted voter evaded coercion and cast a real vote. Like the total number of votes cast in an election, we treat the total number of credentials created as public information: C could trivially win if it knew exactly how many (fake) credentials *all other* voters created. The adversary’s uncertainty about the target voter thus derives from the other honest voters, each of whom creates an unknown (to the adversary C) number of fake

Game C-Resist $^{C,b}(\lambda, \mathbb{V}, \mathbb{R}, \mathbb{A}, M, n_C)$

```

1 :  $V_C, \{n_c^i\}_{i \in V_C}, \text{st}_C \leftarrow C(\mathbb{V}, \text{"Choose controlled voter set"})$ 
2 :  $\mathbb{L}, n_V, n_M, n_C' \leftarrow \emptyset, |\mathbb{V}|, |M|, |V_C|$ 
3 :  $(j, n_c^j, \beta, \text{st}_C) \leftarrow C(\text{st}_C, \text{"Pick target voter and their parameters"})$ 
4 : if  $n_C' \neq n_C$  or  $j \notin \{1, 2, \dots, n_V\} \setminus V_C$  then abort
5 : for  $i = 1$  to  $n_V$  do
6 :  $c_{sk}^i, c_{pc}^i, P_c^i, \mathbb{L}_R \leftarrow \text{RealCred}(\mathbb{L}_R, \mathbb{R}_{sk}, V_{id}^i, \lambda)$ 
7 : if  $i = j$  and  $b = 0$  then Target voter evades coercion
8 :  $\tilde{c}_{sk}^j, \tilde{P}_c^j \leftarrow \text{FakeCreds}(\mathbb{R}_{sk}, V_{id}^j, c_{pc}^j, n_c^j + 1, \lambda)$ 
9 : elseif  $i \in (V_C \cup j)$  then C-Controlled Voters; target voter submits
10 :  $\tilde{c}_{sk}^i, \tilde{P}_c^i \leftarrow \text{FakeCreds}(\mathbb{R}_{sk}, V_{id}^i, c_{pc}^i, n_c^i, \lambda)$ 
11 : else Honest voters
12 :  $\tilde{c}_{sk}^i, \tilde{P}_c^i \leftarrow \text{FakeCreds}(\mathbb{R}_{sk}, V_{id}^i, c_{pc}^i, D_{1,[0,\text{inf}]}^c, \lambda)$ 
13 : endif
14 :  $c^i \leftarrow (\tilde{c}_{sk}^i, \tilde{P}_c^i); c^i \leftarrow (c_{sk}^i, P_c^i)$ 
15 : endfor
16 :  $c_C \leftarrow c^i$  Target voter releases all credentials
17 : if  $b = 0$  then Target voter evades coercion
18 :  $\neg, \mathbb{L}_E \leftarrow \text{Activate}(\mathbb{L}_E, c_{sk}^j)$ 
19 :  $\mathbb{L}_V \leftarrow \text{Vote}(c_{sk}^j, \mathbb{A}_{pk}, M, \beta, \lambda)$ 
20 :  $c_C \leftarrow (\tilde{c}^j, \tilde{P}^j)$  Target voter releases only fake credentials
21 : endif
22 : for  $i \in V \setminus (V_C \cup \{j\})$  do Honest voters cast vote
23 :  $\neg, \mathbb{L}_R \leftarrow \{\text{Activate}(\mathbb{L}_R, c_{sk}^i)\}_{1 \leq i \leq |\tilde{c}|}$ 
24 :  $\mathbb{L}_V \leftarrow \{\text{Vote}(c_{sk}^i, \mathbb{A}_{pk}, M, D_{n_V - n_C, n_M}^v, \lambda)\}_{1 \leq i \leq |\tilde{c}|}$ 
25 : endfor
26 :  $\mathbb{L} \leftarrow C(\text{st}_C, \mathbb{L}, c_C, \{c^i\}_{i \in V_C}, \lambda, \text{"Activate and cast votes"})$ 
27 :  $(X, P_t) \leftarrow \text{Tally}(\mathbb{A}_{sk}, \mathbb{L}, n_C, \lambda)$ 
28 :  $b' \leftarrow C(\text{st}_C, X, P_t, \mathbb{L}, \text{"guess } b")$ 
29 : return  $b' = b$ 

```

Figure 14. Game C-Resist.

credentials, which we model as a probability distribution D^c .⁹ To achieve statistical uncertainty also on the voting choice, we adopt the same approach for the content of the ballot with the distribution D^v . This “anonymity among the honest voters” mimics the reasoning by which votes themselves are considered to be (statistically) protected once anonymized. We present the ideal game in Fig. 13 to highlight TRIP’s level of coercion-resistance.

In this ideal game, adapted from JCJ [75], the coercer chooses a target voter j and a set V_C of $n_C < n_V$ controlled voters who comply with the coercer’s demands. Every voter obtains their real credential, and each voter may also create and activate fake credentials. The envelope ledger \mathbb{L}_E ’s (line 18) discloses to C only the aggregate number of credentials created and activated. A challenge bit $b \in \{0, 1\}$ determines both the target voter’s behavior and which ballot under the target’s real credential is ultimately tallied by

⁹In practice, to artificially increase this uncertainty, envelope printers can post challenges on the ledger *without* printing a corresponding envelope and gradually release these values, similar to the JCJ option of voting authorities or third parties intentionally injecting fake votes to add noise.

Ideal-Tally. If $b = 0$ (evasion), the target voter casts a ballot using the real credential and the adversary also learns this voter's real credential and may cast ballots using it. Ideal-Tally under $b = 0$ then tallies the voter's ballot and discards any adversary ballots cast using the voter's real credential. If $b = 1$ (compliance), the target voter does not cast a ballot using the real credential and Ideal-Tally tallies any adversary ballots cast under the voter's real credential. Ballots from honest voters are sampled from D^v and tallied normally in both cases. Given the tally, released credentials to the adversary, and the contents of the ledger, the adversary now guesses the bit b , i.e., whether the target voter has cast a ballot. The degree of coercion-resistance is bounded by the adversary's residual uncertainty about honest voters' fake-credential behavior D^c and voting behavior D^v .

We introduce the following three major changes from JCJ games to model TRIP's behavior.

Change #1: Voter Registration Algorithms. To model information beyond the credential (e.g., proofs of correctness), we replace JCJ algorithms register and fakekey with RealCred and FakeCreds, respectively. We also use Activate to model additional registration data on the ledger (e.g., envelope challenges). In our C-Resist games, Activate consistently returns *out* as \top since the registrar \mathbb{R} is trusted.

Change #2: Fake Credentials Issuance. In contrast to the JCJ game where C has no influence over the voter before the voting phase, TRIP allows C to interact with voters before registration. Specifically, C can demand voters to generate $n_f \in \mathbb{N}$ fake credentials during registration. We use the probability distribution D^c to model the uncertainty around fake credentials created and activated by honest voters.

The coercion adversary C has no control on the probability distribution D^c and we enforce this in the system through the parameter λ_E . This security parameter represents the minimum number of envelopes that each booth requires to ensure that coerced voters cannot accurately count all the envelopes that a booth contains. This system property—that is, a minimum number of envelopes per booth—ensures in practice that the distribution D^c is out of the coercion adversary's control, as we assume for the rest of the proof.

Change #3: Ledger Entries. While JCJ uses a trusted registration algorithm to generate a voting roster with each voter's public credential c_{pc} , TRIP incorporates a more complex protocol to achieve individual verifiability. Specifically, during Activate, the envelope challenge is disclosed on the envelope ledger, permitting the adversary to discern the total number of fake credentials created. Additionally, the registration ledger includes digital signatures from both the kiosk and officials responsible for issuing the voter's credential. Despite these additions, we show that C 's winning probability is negligibly affected, outside of the added probability distribution of fake credentials represented in the ideal game. Similar to JCJ, the winning probability of the ideal game is

$\gg 0$ as coercion-resistance is bounded by the adversary's uncertainty over the behavior of honest voters.

We present our formal definition for coercion-resistance under Definition 1, and use the ideal (C-Resist-Ideal) and real (C-Resist) games in figures 13 and 14, respectively. The coercer wins if they can correctly guess the bit b , representing whether or not the targeted voter gives in to coercion. While C-Resist represents the coercive adversary C , to prove security we must compare C with another adversary C' who plays C-Resist-Ideal, which embodies the security we want to achieve against coercion. We show that the difference between the real and ideal games is negligible.

Definition 1 (Coercion-resistance). *A scheme is coercion-resistant if for all PPT adversaries C , all security parameters $\lambda \in \mathbb{N}$, and all parameters $\mathbb{V}, \mathbb{R}, \mathbb{A}, M, n_C$, the following holds:*

$$\begin{aligned} \text{Adv}_{C, C\text{-Resist}}^{\text{coer}}(\lambda, \cdot) = \\ | \Pr_{C, b} [C\text{-Resist}^{C, b}(\cdot) = 1] - \Pr_{C', b} [C\text{-Resist-Ideal}^{C', b}(\cdot) = 1] | \\ \leq \text{negl}(\lambda), \end{aligned}$$

where the probability is computed over all the random coins used by the algorithms in the scheme.

Theorem 2 (Coercion-resistance). *The TRIP registration scheme (within the JCJ remote electronic voting scheme¹⁰ [75]) is coercion-resistant under the decisional-Diffie-Hellman assumption in the random oracle model.*

Proof. We use three hybrid games to transition from the real game to the ideal game, with each game involving a protocol change.

1. **Eliminate Voting Ledger View:** Eliminate C 's access to the TRIP voting ledger \mathbb{L}_V , as C is incapable of differentiating between a ledger filled with honest-voter ballots and a randomly-generated set of ballots, assuming the decisional-Diffie-Hellman assumption holds.
2. **Number of Fake Credentials:** C 's ability to demand voters to create a specific number of fake credentials is equal to that of an adversary C' who *cannot* demand voters to create a specific number of fake credentials, given the distribution of the honest voters' fake credentials.
3. **Eliminate Registration Ledger View:** Eliminate C 's access to TRIP roster \mathbb{L}_R by introducing a new ledger \mathbb{L}_R^{JCJ} where we can decouple V_i^{id} and $(c_{pc}^i, K, \sigma_k, R, \sigma_r)$ via semantic security: $\mathbb{L}_R: (V_i^{id}, c_{pc}^i, K, \sigma_k, R, \sigma_r)$ & $\mathbb{L}_R^{JCJ}: (c_{pc}^i)$

Hybrid 1. We replace Tally (Fig. 14, l. 27) with Ideal-Tally (Fig. 13, l. 17) by proving that C no longer has access to \mathbb{L}_V . We use a simulation-based approach to show that if an adversary with access to \mathbb{L}_V has a non-negligible advantage over an adversary who does not have access to \mathbb{L}_V , then

¹⁰This proof includes voting and tallying functions as defined in JCJ to demonstrate the complete process is coercion-resistant.

the decisional-Diffie-Hellman assumption is broken. The simulator gets as input a tuple of group elements that are either a Diffie-Hellman tuple or uniformly random and must output a guess. It interacts with C , simulates the honest parties of the protocol, and makes a guess based on its output.

The simulator then proceeds as follows:

1. **Setup:** The simulator receives its DDH challenge tuple (g, X, Y, Z) from an external challenger; they do not know the discrete logarithm of any component. It sets the system's public key as $pk = (g, h = X)$ and broadcasts it.
2. **Coin Flip:** Flip the coin b .
3. **Adversarial Corruption:** The adversary chooses the set V_C of controlled voters and a target voter j . For each controlled voter and the target voter, the adversary chooses the number of fake credentials n_f to create. For the target voter, C sets the target vote β . If the number of controlled voters is not equal to n_C , or j is not an appropriate index then the simulator aborts.
4. **Registration:** For each voter i , the simulator runs the TRIP registration process while acting as the registrar. The simulator first issues each voter their real credential c_{sk}^i along with their public credential c_{pc}^i . The simulator then continues with generating fake credentials for each group of voters. For each controlled voter i in V_C , the simulator issues n_f^i fake credentials as specified by the adversary. For the target voter, if $b = 0$, the simulator generates $n_f^j + 1$ fake credentials for the target voter; otherwise, it generates n_f^j fake credentials. For each uncontrolled honest voter, the simulator creates fake credentials, for which the amount is sampled from a probability distribution that models the adversary's knowledge of the number of fake credentials that these voters intend to create D^c . Finally, the simulator carries out check-out for all voters.
5. **Credential Release:** The simulator gives C the real and fake credentials of voters in V_C . If $b = 0$, the simulator gives C the target voter's $n_f^j + 1$ fake credentials; otherwise, the simulator gives C the voter's real credential and n_f^j fake credentials.
6. **Honest Ballot Casting:** For each honest voter i , the simulator samples a random vote $\beta_i \leftarrow \$ D_{n_V - n_C, n_M}$ and posts a ballot for this vote on the voting ledger \mathbb{L}_V . The simulator forms the ballot using the input DDH tuple (g, X, Y, Z) as follows. To compute the encryption of the public credential c_{pc}^i , the simulator sets the ciphertext components as: $E_1 = (Y, Z \cdot c_{pc}^i)$. To compute the encryption of the vote β_i , the simulator must use an independent set of random values. It can do this by creating a second, re-randomized challenge ciphertext, for instance by picking a random $s \in \mathbb{Z}_q$ and computing $E_2 = (Y \cdot g^s, Z \cdot X^s \cdot \beta_i)$. This way, if the input is Diffie-Hellman, the result is a valid ElGamal encryption, whereas if the input is random, the ciphertext is a random tuple and contains no information about

the vote or the credential used to cast it. The simulator must now provide the accompanying NIZK proof that E_1 correctly encrypts a valid credential. Since the simulator does not know the randomness b (from $Y = g^b$) used to form E_1 , it cannot generate the proof honestly. Instead, it leverages its control over the random oracle H :

- For a given proof (e.g., a Schnorr-style proof of knowledge), the simulator chooses the final response z and challenge c first, picking them uniformly at random.
- It then uses the public verification equation for the proof and works backwards to compute the commitment value A that would make the transcript (A, c, z) valid.
- Finally, the simulator programs the random oracle, defining that for the input $(A, E_1, \text{statement})$, the output of H shall be c .

The resulting proof is computationally indistinguishable from a real one for any adversary that can only query, but not control, the random oracle. The simulator follows the same procedure for all other required proofs and signatures.

7. **Adversarial Ballot Posting:** The adversary now posts a set of ballots onto \mathbb{L} .
8. **Decryption of Ballots:** The simulator can now check the NIZK proofs and discard the ballots with incorrect proofs. Then, since the simulator plays the role of the honest talliers, it can decrypt the ballots to prepare for the tallying process.
9. **Tallying Simulation:** This step is carried out as in JCJ's simulator [75]. Namely, the simulator eliminates duplicates, mixes, removes fake votes and finally decrypts the remaining real votes:
 - *Duplicate elimination:* The simulator removes duplicates.
 - *Mixing:* To simulate the MixNets from the real tally protocol, the simulator outputs an equal-length list of random ciphertexts.
 - *Credential Validity:* The simulator now checks, for each ballot, whether it was cast with a valid credential. This check is possible since the simulator can decrypt all the entries in \mathbb{L}_R and \mathbb{L}_V .
 - *Output final count:* The simulator can then use the decrypted values to compute the final tally and output it.
10. **Output Guess:** The simulator uses C 's output to make its guess about whether the input was a DDH triplet or a random triplet.

If we can show that C has a non-negligible advantage in the real game over hybrid 1, then this implies that the simulator can break the DDH assumption. The key to this argument lies in how the simulator constructs the ballots in Step 6. When the input is a DDH tuple, where $X = g^a$, $Y = g^b$, and $Z = g^{ab}$ for unknown a, b , the public key given to C is $h = g^a$.

The ciphertext E_1 is $(g^b, g^{ab} \cdot c_{pk}^i)$. This is a mathematically valid ElGamal encryption of c_{pk}^i under the public key $h = g^a$, using b as the randomness. The same holds for E_2 . Thus, when the input is DDH, the view of C corresponds to the actual game, and the adversary receives the contents of \mathbb{L}_V . However, if the input tuple is a random one, where $Z = g^c$ for a random c , then the ciphertext E_1 is $(g^b, g^c \cdot c_{pk}^i)$. The second component, $g^c \cdot c_{pk}^i$, is a uniformly random group element from the adversary's perspective, as c is unknown and independent of a and b . In this scenario, the ciphertext perfectly conceals the credential, making the adversary's view equivalent to denying them access to the meaningful encrypted content of the ledger. Hence, if the adversary C holds a significant advantage in distinguishing the real game from the hybrid, then the probability that the simulator correctly guesses whether its input was DDH or random will also be significant, leading to a contradiction of the DDH assumption.

Hybrid 2. In this Hybrid, we demonstrate that the adversary's ability to demand a specific number of fake credentials from voters is lost, as compared to Hybrid 1. In C-Resist (Fig. 14, l. 16 and 20), the voter gives their credentials to the adversary while in C-Resist-Ideal, the adversary always gets the voter's single real credential. (Fig. 13, l. 14).

First, we show that real and fake credentials are indistinguishable: both real and fake credentials contain a ZKP transcript, although the ZKP transcript for the fake credentials are simulated. The zero-knowledge property of the proof system implies indistinguishability.

Next, from hybrid 1, C does not get access to \mathbb{L}_V , thus C cannot use any real or fake credentials to cast valid ballots, or see ballots cast with these. As a result, since real and fake credentials are indistinguishable, always giving the adversary the real credential gives them no advantage since the credentials cannot influence the tally outcome with it. Now the value of b only determines whether or not the target voter casts a ballot.

For the same reason, C can only use the n_f fake credentials for determining whether the target voter cast a ballot or not and to influence the number of envelope challenges on \mathbb{L}_E .

Yet, the signing key pair $(\tilde{c}_{sk}, \tilde{c}_{pk})$ corresponding to each fake credential is sampled independently from the real pair (c_{sk}, c_{pk}) , and these cannot be used by the adversary or the target voter to cast a vote that counts. Regarding the number of challenges on \mathbb{L}_E , the only difference in the case where the target voter resists coercion is that they create an additional fake credential. As a result, the number of challenges will only differ by one. To detect this, the adversary needs to distinguish between the following distributions:

- Number of envelope challenges when target complies:

$$n_C + n_T + n_H + n_f + D_{n_H}^{fake}$$

- Number of envelope challenges when target resists:

$$n_C + n_T + n_H + n_f + D_{n_H}^{fake} + 1$$

Since everything but $D_{n_H}^{fake}$ is known to the adversary, this is equivalent to just distinguishing between $D_{n_H}^{fake}$ and $D_{n_H}^{fake} + 1$, so they get no advantage from requesting a certain number of fake credentials. Therefore, the adversary does not gain an advantage from specifying the number of fake credentials, since these fake credentials will not help them identify whether the voter gave them a real credential.

Hybrid 3. In this hybrid, we replace the TRIP roster \mathbb{L}_R initialized on the first line of Figure 14 with the JCJ Roster \mathbb{L}'_R from the Ideal Game in Figure 13.

To prove that the advantage of the adversary is negligible between these hybrids, we show that given a JCJ roster, a simulator can output a TRIP roster that is indistinguishable from a real one. This is possible due to the semantic security of ElGamal.

We describe the simulator:

Input: JCJ roster \mathbb{L}'_R , List of voter IDs V_{id}

1. Create a kiosk key pair (k, K) and a registrar key pair (r, R) . If there are multiple kiosks and registrars, these keys contain all the individual keys.
2. Initialize \mathbb{L}'_R to contain each V_{id} in a different entry, along with a random timestamp d .
3. Apply a random permutation to the JCJ roster.
4. Append one entry V_e of the JCJ roster to each entry of \mathbb{L}_R .
5. For each entry, add the necessary signatures. First, use k to simulate the kiosk signature

$$\sigma_2 = \text{Sig.Sig}_{k_2}(V_{id}^i || d || V_e)$$

and append K, σ_{k_2} to the entry. Then, use r to simulate the registrar's check-out signature

$$\sigma_r = \text{Sig.Sig}_r(V_{id}^i || d || V_e || \sigma_{k_2})$$

and append R, σ_r to the entry.

6. Output (K, R, \mathbb{L}'_R) . Recall that we consider a single logical entity for all the registration actors.

As stated earlier, \mathbb{L}'_R is indistinguishable from a real TRIP roster for the same list of voters due to the semantic security of ElGamal. If we start with a real TRIP roster, we could create intermediate rosters by swapping two encryptions at a time and updating the digital signatures until we get a random permutation. Each of these swaps will yield indistinguishable rosters by the semantic security of ElGamal. At the end, the distribution will be the same as that of our simulator.

Recall that the view of C is the list of valid verification keys for the kiosks and registrars, along with the TRIP roster. Since we have shown that the additional elements contained in the TRIP roster but not in the JCJ roster can be simulated, this means that the advantage of C is negligible.

With this, we have reached the Ideal JCJ game and have thus shown that the advantage of C in the C-Resist game is negligible over the advantage in C-Resist-Ideal.

□

F.2 Privacy

The privacy adversary seeks to uncover a voter's vote by identifying and decrypting the voter's real ballot. See our threat model for the capabilities of such an adversary (Appendix D.2). Unlike the coercion adversary, this adversary cannot directly interact with or influence voters; it must achieve its objective solely via electronic means. A voter's ballot is electronically accessible in three locations: on the voter's device, on the voting sub-ledger \mathbb{L}_V , and in the final tally. In what follows, we informally argue that the privacy adversary is unable to decrypt the voter's real ballot in these three locations.

Voter's device. Per our threat model (Appendix D.2), this adversary cannot compromise the device containing the voter's real credential. Compromising devices that hold fake credentials offers no advantage because ballots cast from these devices are not counted: the adversary cannot deduce from them the voter's real vote.

Voting sub-ledger \mathbb{L}_V . The voter's real ballot on the voting sub-ledger is encrypted, so the adversary has access only to the real ballot's ciphertext. The adversary can identify the voter's real ballot on the ledger because it can compromise the registrar, including the kiosk that issued the target voter's credentials. Decrypting this ballot, however, would require the adversary to obtain the election authority's private key, which is impossible since the adversary can only compromise all but one authority member. Secret keys from compromised members provide no information about the secret key of the member that remains uncompromised, thus preventing the adversary from reconstructing the election authority's collective private key.

Final tally. In the final tally, ballots are revealed in decrypted form, but only through a mixing process that unlinks ballots from voters. While the adversary can acquire the mixing permutation from all the compromised authority members, it cannot obtain it from the one member it cannot compromise. Each authority member generates and keeps their permutation secret, leaving no information for the adversary to deduce the permutation of the uncompromised member.

The privacy adversary is thus unable to achieve its goal of revealing any voter's vote, thereby preserving privacy.

Excluded attack. As in the Swiss Post e-voting system [145, Section 18.2], we exclude trivial attacks where all voters vote for the same option, which would indicate to the adversary what the targeted voter voted. Also, we do not consider the adversarial strategy to delete from the voting sub-ledger and final tally all but one vote, to learn the targeted ballot

from the tally's result. We assume this attack to be readily detectable and thus inapplicable to the privacy adversary.

F.3 Individual verifiability

In this section, we provide a formal security analysis of the individual verifiability (IV) property for TRIP. Informally, IV ensures that an honest voter can detect any adversarial attempt to tamper with either (1) the credential produced during registration or (2) the ballot that will eventually be tallied. Appendix F.3.1 revisits the threat model tailored to individual verifiability. Appendix F.3.2 formalizes the IV security game. Appendix F.3.3 maps TRIP's procedures to the formal model. Appendix F.3.4 states the main security theorem followed by its proof. Appendix F.3.5 presents the implications of the adversary's advantage. Appendix F.3.6 presents our new security definitions, iterative individual verifiability, and strong iterative individual verifiability, which take into account the adversary's campaign of targeting more than one voter to alter the election outcome. We also show that TRIP satisfies strong iterative individual verifiability.

F.3.1 Threat model. The adversary's objective is to cause the final registration or ballot associated with an honest voter on the ledger to be inconsistent with that voter's actions, without this inconsistency being detected by the voter or their VSD.

The honest parties are the voter and their personal device, VSD, which follow the protocol exactly. This includes the voter following the procedural steps required during in-person registration, such as completing the correct interactive sequence of the Σ -protocol.

The integrity adversary \mathcal{I} is computationally bounded and controls every actor other than the voter and their VSD. This includes other voters, registration kiosks, printers, officials, the election authority and the public ledger. In essence, \mathcal{I} has complete, active control over the entire election infrastructure, and consequently possesses all long-term secret keys. The adversary, however, cannot interfere with the physically printed envelopes once the voter has entered the booth for their registration session without being detected.

The public ledger \mathbb{L} is modeled as an ideal, append-only functionality accessible to all parties. The adversary \mathcal{I} may append arbitrary entries but cannot delete, modify, or reorder existing entries.

F.3.2 Formal definition. We now present our formal definition, building on prior work such as Swiss Post E-Voting System [145], and CH-Vote [16]. We first define the syntax of a generic voting scheme Π — an election scheme without tallying — and then use it to construct our security game, IV.

A voting scheme Π is a tuple of four algorithms:

- $\text{Setup}_{\mathcal{I}}(\text{params}) \rightarrow (\text{pp}, \mathbb{L}, \mathbb{V}, \text{st}_{\mathcal{I}})$: An algorithm run by the adversary \mathcal{I} that takes as input the game's public parameters params which are assumed to be honestly

Game $IV_{\Pi, \mathcal{I}}(\text{params})$	
1 :	$(pp, \mathbb{L}, \mathbb{V}, st_{\mathcal{I}}) \leftarrow \text{".Setup}_{\mathcal{I}}(\text{params})$
2 :	$(V_{id}^*, \text{intent}, \text{goal}) \leftarrow \mathcal{I}(\text{Choose Target \& Goal})$
3 :	$(\pi, \mathbb{L}) \leftarrow \mathcal{I}^{V(V_{id}^*, \text{intent})}(\mathbb{L})$
4 :	$\text{happy} \leftarrow \text{".VoterVerify}(\text{params}, pp, \mathbb{L}, \pi)$
5 :	$\text{adv_outcome} \leftarrow (\text{Extract}(\text{params}, pp, \mathbb{L}, st_{\mathcal{I}}, V_{id}^*) = \text{goal})$
6 :	return 1 if $(\text{happy} \wedge \text{adv_outcome} \wedge (\text{goal} \neq \text{intent}))$ else 0

Figure 15. Individual Verifiability (Ind-Ver). An adversary wins if it can make the ledger reflect its malicious goal for an honest voter, without the voter’s verification procedures detecting the manipulation.

generated and hardcoded into the game. It outputs scheme-specific public parameters pp , the initial ledger state \mathbb{L} , the list of the eligible voters \mathbb{V} and the adversary’s state $st_{\mathcal{I}}$ containing any secret keys (like the authority’s secret key \mathbb{A}_{sk} to determine the game’s outcome).

- **VoterInteraction** $(V \leftrightarrow \text{infra})$: An interactive protocol between the honest voter’s agency (represented by an oracle, V) and the malicious infrastructure *infra* controlled by the adversary \mathcal{I} . This protocol encapsulates registration and voting, resulting in a voter receipt π , and a possibly modified ledger \mathbb{L} .
- **VoterVerify** $(\text{params}, pp, \mathbb{L}, \pi) \rightarrow \{\top, \perp\}$: A deterministic algorithm executed on VSD. It takes as input the public parameters params , the scheme-specific parameters pp , the final public ledger \mathbb{L} to be used for tallying, and the voter’s receipt π . It outputs \top (accept) if the voter’s interactions are correctly reflected on the ledger, and \perp (reject) otherwise.
- **Extract** $(\text{params}, pp, \mathbb{L}, st_{\mathcal{I}}, V_{id}) \rightarrow \text{goal}$: A deterministic algorithm used only inside the security game that takes as input the public parameters params , scheme-specific parameters pp , the final ledger \mathbb{L} , the adversary’s state $st_{\mathcal{I}}$ and a voter identifier V_{id} . It outputs the recorded information associated with that voter V_{id} on the ledger or \perp if no valid record exists.

We formalize individual verifiability using the security game Game IV, shown in Fig. 15. The game begins with the adversary \mathcal{I} running Setup. Following this, \mathcal{I} chooses a target voter V_{id}^* , an honest intent for that voter, and a malicious goal it wishes to have recorded on the ledger, where $\text{goal} \neq \text{intent}$.

The core of the game is the interaction phase, where \mathcal{I} is given oracle access to $V(V_{id}^*, \text{intent})$ which perfectly simulates the honest voter’s actions. At the end of the interaction, \mathcal{I} outputs the voter’s receipt π and the final ledger \mathbb{L} .

The adversary wins if its malicious goal is recorded on the ledger (Extract returns goal) and the voter’s local verification on VSD passes (VoterVerify returns \top). We define the

advantage of an adversary \mathcal{I} against individual verifiability of scheme Π as:

$$Adv_{\Pi, \mathcal{I}}^{IV} = \Pr[\text{Game } IV_{\Pi, \mathcal{I}} = 1]$$

F.3.3 Protocol instantiation. We now map the abstract syntax to the concrete procedures of Π_{TRIP} .

The global public parameters are $\text{params} = (G, q, g, H)$, where (G, q, g) is a cyclic group of prime order q where the DDH problem is hard, and $H: \{0, 1\}^* \rightarrow \mathbb{Z}_q$ is a cryptographically secure hash function. These are assumed to be honestly set to prevent the adversary from winning vacuously.

Setup is executed by \mathcal{I} , taking params as input. \mathcal{I} may generate arbitrary keys for the election authority, officials, kiosks, and printers, and may populate the ledger \mathbb{L} and voter list \mathbb{V} in any way. It outputs the scheme-specific parameters pp which would include the public keys of all parties.

The VoterInteraction abstract protocol is instantiated by two concrete interactions: the in-person TRIP registration procedure (Fig. 6, lines 1-9), and the subsequent “at-home” Vote procedure (Fig. 19). The adversary \mathcal{I} controls the infrastructure side of both interactions. For the registration procedure, the voter — not their VSD — performs the interactive choices, such as selecting the number of credentials n_c (line 4), and the final credential for check-out c_v (line 8). The pick of n_c envelopes is a sequential process, where the voter picks one envelope for RealCred and then $n_c - 1$ envelopes for FakeCred. The voter aborts the game, returning 0, if the adversary deviates from the Σ -protocol during RealCred. For the voting procedure, VSD also keeps the computed ballot B in memory for the VoterVerify procedure.

The voter receipt π corresponds to the full set of data contained in the n_c physical paper credentials (QR codes) the voter takes home after registration.

The abstract VoterVerify $(\text{params}, pp, \mathbb{L}, \pi)$ protocol is instantiated as a procedure run on the voter’s trusted VSD, taking the final public ledger \mathbb{L} to be tallied and the registration receipt π as input. It returns \top if and only if both of the following checks succeed:

- **Registration verification:** VSD runs the Activate procedure for every credential contained in the receipt π (Fig. 6, lines 10-11). This includes verifying the correctness of the zero-knowledge proof constructed during RealCred, and the first-time redemption of the envelope’s nonce against \mathbb{L}_E . This check succeeds only if this loop completes for all credentials created without aborting.
- **Vote verification:** VSD retrieves the locally stored ballot B_{local} that it cast during the Vote procedure. It queries the ledger \mathbb{L} for the ballot associated with the voter’s credential c_{pk} . Let this be B_{posted} . This check succeeds only if the ballot posted on the ledger B_{posted} is bit-for-bit identical to B_{local} . If multiple ballots are posted for c_{pk} it retrieves the one that will be tallied — based on some policy, which for this instantiation, we set as the last ballot cast counts.

The game's Extract algorithm determines the final outcome for a voter as recorded on the ledger. It first parses the registration ledger $\mathbb{L}_R[V_{id}]$ to find the public credential c_{pc} . It then decrypts c_{pc} using the authority key \mathbb{A}_{sk} from st_I to recover the associated credential public key, c'_{pk} . It continues by finding the ballot that counts (i.e., last ballot cast) B_{posted} on the voting ledger \mathbb{L}_V associated with c'_{pk} . Finally, it decrypts B_{posted} using \mathbb{A}_{sk} to recover the vote message m' . If any of the steps fail, it returns \perp . Otherwise, it outputs the tuple (c'_{pk}, m') . The intent and goal are thus defined as tuples of the voter's credential public key and the choice of vote.

F.3.4 Security Theorem. We now state our main theorem regarding the individual verifiability of our protocol.

Theorem 3. *Let Π_{TRIP} be instantiated as described in Appendix F.3.3. If the underlying Σ -protocol is computationally sound (which relies on the hardness of the Discrete Logarithm Problem), and the ElGamal scheme is perfectly binding, then, for any PPT adversary \mathcal{I} playing Game IV, its advantage $Adv_{\Pi_{TRIP}, \mathcal{I}}^{IV}(\lambda)$ is bounded by:*

$$Adv_{\Pi_{TRIP}, \mathcal{I}}^{IV}(\lambda) \leq \max_{1 \leq k \leq n_E} E_{n_c \sim D_C} \left[\frac{k}{n_E} \cdot \frac{\binom{n_E - k}{n_c - 1}}{\binom{n_E - 1}{n_c - 1}} \right] + \text{negl}(\lambda)$$

where n_E is the total number of physical envelopes present in the booth during the voter's registration, k is the number of those envelopes maliciously prepared by \mathcal{I} , n_c is the number of credentials the voter chose to create, and D_C is the distribution of the voter's choice for n_c .

Proof. Let Win be the event that \mathcal{I} wins the Game IV. In other words, Win means that VoterVerify returns \top and Extract returns the adversary's goal. The adversary can win by tampering with registration or by tampering with the vote. Let RegSub be the event that the adversary's goal for the credential key, goal.c_{pk} , differs from the honest intent, intent.c_{pk} : $\text{goal.c}_{pk} \neq \text{intent.c}_{pk}$. Let VoteSub be the event that $\text{goal.m} \neq \text{intent.m}$ where m represents the vote.

For the adversary to win, the goal must differ from intent, which means either RegSub or VoteSub (or even both) must occur. Therefore, the Win event is a sub-event of $(\text{RegSub} \vee \text{VoteSub})$, allowing us to partition the Win event into two disjoint cases based on whether registration was tampered. By the law of total probability, we get:

$$\begin{aligned} \Pr[\text{Win}] &= \Pr[\text{Win} \wedge (\text{RegSub} \vee \text{VoteSub})] \\ &= \Pr[\text{Win} \wedge \text{RegSub}] \\ &\quad + \Pr[\text{Win} \wedge \neg \text{RegSub} \wedge \text{VoteSub}] \end{aligned}$$

We bound each term in a separate lemma, Lemma 4 and Lemma 5, respectively.

Lemma 4. *The probability of adversary \mathcal{I} winning Game IV via registration tampering is bounded by:*

$$\Pr[\text{Win} \wedge \text{RegSub}] \leq \max_{1 \leq k \leq n_E} E_{n_c \sim D_C} \left[\frac{k}{n_E} \cdot \frac{\binom{n_E - k}{n_c - 1}}{\binom{n_E - 1}{n_c - 1}} \right] + \text{negl}(\lambda)$$

Proof. The proof proceeds via a game hop argument. Let Win_i be the event that the adversary wins Hybrid i .

Hybrid 0. This is the real Game IV. The adversary \mathcal{I} interacts with the game as defined in the TRIP protocol. The adversary's success probability is $\Pr[\text{Win}_0 \wedge \text{RegSub}]$.

Hybrid 1. This hybrid is identical to Hybrid 0 except that it aborts if the adversary \mathcal{I} produces two different plaintexts (e.g., credential public keys) that are valid openings to the same ElGamal ciphertext c_{pc} . Since ElGamal is perfectly binding, this event is information-theoretically impossible. Thus,

$$|\Pr[\text{Win}_0 \wedge \text{RegSub}] - \Pr[\text{Win}_1 \wedge \text{RegSub}]| = 0$$

Hybrid 2. This hybrid is identical to Hybrid 1 except we replace the Σ -protocol with an idealized proof system that aborts if \mathcal{I} tries to produce a proof for a false statement. The statement being proven in RealCred is knowledge of the randomness x used to create c_{pc} as the encryption of c_{pk} .

$$\text{ZKPoE}_{C_1, X} \{ (x) : C_1 = g^x \wedge X = \mathbb{A}_{pk}^x \}$$

where $c_{pc} = (C_1, C_2)$ and $c_{pk} = \frac{C_2}{X}$. An adversary attempting to tamper with registration wants to get on the ledger c_{pc} that encrypts some other c'_{pk} — known only to \mathcal{I} — instead of the voter's intended public key c_{pk} . This is a false statement, so the probability that the adversary wins in Hybrid 2 is:

$$\Pr[\text{Win}_2 \wedge \text{RegSub}] = 0$$

We now wish to bound the advantage of \mathcal{I} between Hybrid 1 and Hybrid 2. To do this, we must adapt the soundness analysis of the Schnorr Σ -protocol to our setting where adversarially chosen envelopes are used for the challenge instead of a uniformly random group element. The adversary can break soundness by either guessing the envelope challenge or finding the corresponding discrete logarithm that allows them to produce the desired ciphertext. This second case is oblivious to how the challenge is chosen, and puts us back in the standard computational soundness analysis of the Schnorr Σ -protocol. By reduction to the hardness of the Discrete Logarithm Problem, the probability of generating a valid proof in this case is negligible.

Now we must bound the probability that \mathcal{I} is able to guess the challenge e that will be selected by the voter. Recall that our threat model allows \mathcal{I} to adversarially select the set of envelopes available to the voter. We first show that the best strategy that \mathcal{I} can adopt is to have a malicious set of

credentials \mathcal{M} that contains the same repeated nonce, and an honest set \mathcal{H} consisting of envelopes with a unique nonce.

Consider an arbitrary strategy where the adversary prepares n_E envelopes consisting of a malicious set \mathcal{M} and an honest set \mathcal{H} . We partition \mathcal{M} into subsets $\mathcal{M}_1, \dots, \mathcal{M}_k$ where \mathcal{M}_i contains various envelopes with the same nonce e_i^* . Now, when guessing the nonce the voter will choose, let p_i be the probability that the adversary guesses e_i^* . Then, let $P = \sum p_i$, so the probability that the adversary tries to guess an envelope from \mathcal{H} is $1 - P$. The adversary wins if it correctly guesses the envelope picked by the voter for their real credential *and* the voter only picks envelopes with unique nonces. We show that this probability is maximal when all the envelopes in \mathcal{M} have the same repeated nonce.

Now assume the voter creates n_c total credentials. We can upper bound the probability that the adversary correctly guesses the voter's real credential without getting caught as follows. Let EnvGuess be the event where the adversary correctly guesses the nonce and let DupCatch be the event where the voter finds duplicate nonces. First, we lower bound the probability that the adversary gets caught. Note that for all \mathcal{M}_i , this probability is at least the probability that it gets caught on a specific \mathcal{M}_i . This tells us that

$$\Pr[\text{DupCatch} \mid \text{EnvGuess}] \geq \max_i \Pr[\mathcal{I} \text{ caught on } \mathcal{M}_i \mid \text{EnvGuess}],$$

which implies that

$$\Pr[\neg \text{DupCatch} \mid \text{EnvGuess}] \leq 1 - \max_i \Pr[\mathcal{I} \text{ caught on } \mathcal{M}_i \mid \text{EnvGuess}].$$

Then, the probability of success is

$$\Pr[\neg \text{DupCatch} \wedge \text{EnvGuess}] \leq (1 - \max_i \Pr[\mathcal{I} \text{ caught on } \mathcal{M}_i \mid \text{EnvGuess}]) \cdot \Pr[\text{EnvGuess}]$$

By Union Bound:

$$\begin{aligned} &\leq (1 - \max_i \Pr[\mathcal{I} \text{ caught on } \mathcal{M}_i \mid \text{EnvGuess}]) \cdot \left(\sum_{i=1}^k p_i \frac{|\mathcal{M}_i|}{n_E} \right) \\ &\leq (1 - \max_i \Pr[\mathcal{I} \text{ caught on } \mathcal{M}_i \mid \text{EnvGuess}]) \cdot \left(\sum_{i=1}^k \frac{|\mathcal{M}_i|}{n_E} \right) \\ &\leq (1 - \max_i \Pr[\mathcal{I} \text{ caught on } \mathcal{M}_i \mid \text{EnvGuess}]) \cdot \frac{|\mathcal{M}|}{n_E}. \end{aligned}$$

Now, note that if \mathcal{M} consists of envelopes with a single repeated nonce, then this actually becomes an equality. We can therefore conclude that an adversary gains nothing from using various repeated nonces.

Now, we analyze the optimal strategy, which is:

1. \mathcal{I} prepares n_E envelopes composed of two sets: a malicious set \mathcal{M} of k envelopes containing the same, pre-determined nonce e^* , and an honest set \mathcal{H} of $n_E - k$ envelopes containing unique nonces.

2. During the RealCred interaction, \mathcal{I} must commit to Y_c *before* seeing the voter's challenge e . Therefore, to prove a false statement that c_{pc} encrypts $\text{intent}.c_{pk}$ when it actually encrypts $\text{goal}.c_{pk}$, \mathcal{I} must guess the challenge e that the voter will choose. Thus, \mathcal{I} hopes that the voter chooses an envelope from \mathcal{M} (containing e^*) for this step.
3. The VoterVerify procedure checks for reused nonces across all envelopes posted on the ledger \mathbb{L}_E . Therefore, to pass this check, \mathcal{I} must hope that the voter during FakeCred picks only envelopes from the honest set \mathcal{H} .

The adversary wins if the voter chooses an envelope from \mathcal{M} for RealCred – probability of $\frac{k}{n_E}$ – and chooses the subsequent $n_c - 1$ envelopes for FakeCred entirely from \mathcal{H} . Given the first choice was from \mathcal{M} , there are $n_E - 1$ envelopes left, of which $n_E - k$ are in \mathcal{H} . The probability of the second event is then:

$$\frac{\binom{n_E - k}{n_c - 1}}{\binom{n_E - 1}{n_c - 1}}.$$

Given that these are two distinct and ordered probabilistic events, the total advantage of the adversary in Hybrid 1 over Hybrid 2 (and thus its probability of success), maximizing over \mathcal{I} 's choice of k and averaging over the voter's choice of n_c , is:

$$\Pr[\text{Win}_1 \wedge \text{RegSub}] =$$

$$\max_{1 \leq k \leq n_E} E_{n_c \sim D_C} \left[\frac{k}{n_E} \cdot \frac{\binom{n_E - k}{n_c - 1}}{\binom{n_E - 1}{n_c - 1}} \right] + \text{negl}.$$

This probability represents the adversary's optimal strategy in a game of uncertainty. The adversary must choose the number of malicious envelopes, k , without knowing how many credentials, n_c , the voter will choose to create. A greedy strategy of setting $k = n_c$ (all envelopes being malicious) would guarantee a win if the adversary knew that $n_c = 1$, as the nonce-reuse check in VoterVerify would never detect duplicates assuming the adversary issues new envelopes after each registration session. However, this strategy fails if $n_c > 1$, as the VSD would immediately detect a nonce-reuse on the activation of the second credential. Since \mathcal{I} does not know n_c , it must balance the potential reward of subverting the RealCred interaction against the risk of detection during FakeCred procedures. This formula captures the maximum expected success for \mathcal{I} , averaged over the voter's behavioral distribution D_C .

Summing this statistical term with the negligible terms from the game hops concludes the proof of this lemma. \square

Lemma 5. *Given that registration was not subverted (indicated by $\neg \text{RegSub}$), the probability of an adversary winning via vote manipulation is 0, i.e., $\Pr[\text{Win} \wedge \neg \text{RegSub} \wedge \text{VoteSub}] = 0$*

Proof. We proceed by direct argument. The non-subversion condition $\neg \text{RegSub}$ implies that the public credential c_{pc} on

the ledger correctly encrypts the honest credential key c_{pk} that the voter possesses. The adversary \mathcal{I} , however, knows the credential's secret key as it generated the key pair (c_{sk}, c_{pk}) on the kiosk during RealCred. The adversary's goal is to have the final tallied vote be $goal.m$ while the voter's intent was $intent.m$, without the VoterVerify check failing. We consider all possible strategies for \mathcal{I} .

The first strategy is to submit a ballot on the ledger given \mathcal{I} knowledge of c_{sk} . \mathcal{I} constructs and signs a ballot B_I for the vote $goal.m$. \mathcal{I} then sends this ballot to ledger \mathbb{L}_V such that it will be the one extracted for the tally. The game requires \mathcal{I} to output the final ledger \mathbb{L} *before* VoterVerify is run, as a means of mimicking continuous checking by VSD. If \mathcal{I} posts only its ballot B_I , the voter's VSD will detect a ballot B associated with c_{pk} on L_V when no vote was cast and fail. If the voter's ballot is posted B_V , and then \mathcal{I} posts B_I , VoterVerify will compare the last ballot B_I with its locally stored ballot B_V . Since $B_V \neq B_I$, the check will fail. If \mathcal{I} posts B_I and then the voter's ballot is posted B_V , the last ballot will be B_V , and the Extract function will find $intent.m$, not the adversary's $goal.m$. Therefore, in all cases \mathcal{I} does not win.

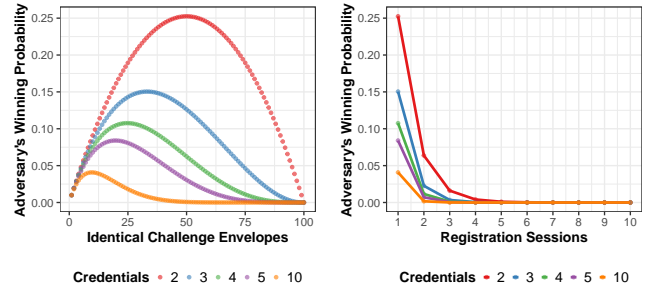
The other strategy is to modify the decryption of the ballot. \mathcal{I} intercepts or appends a new ballot based on the voter's honestly generated ballot B_V (containing an encryption of $intent.m$) and attempts to modify it into B_I such that B_I decrypts to $goal.m$. For VoterVerify to pass, B_I must be bit-for-bit identical to the original B_V that the VSD stored locally. However, since the ElGamal encryption is perfectly binding, \mathcal{I} cannot get the ciphertext to decrypt to anything but the voter's plaintext $intent.m$. It is information-theoretically impossible to find a different message $goal.m$ that is a valid opening of the same ciphertext. Therefore, any modification that changes the underlying vote will necessarily change the ciphertext, causing the bit-for-bit check in VoterVerify to fail. The probability of success for this strategy is 0.

In all scenarios, the combination of the VSD's bit-for-bit check and the perfect binding property of the encryption scheme ensures that any attempt by \mathcal{I} to change the vote after a successful registration will be detected. The probability of success is therefore 0. \square

We now combine the results of Lemma 4 and Lemma 5 to complete the proof. The total advantage of the adversary \mathcal{I} is the sum of its advantages in the two disjoint scenarios we analyzed:

$$\begin{aligned} \text{Adv}_{\Pi_{TRIP}, \mathcal{I}}^{\text{IV}} &= \Pr[\text{Win}] \\ &= \Pr[\text{Win} \wedge \text{RegSub}] \\ &\quad + \Pr[\text{Win} \wedge \neg \text{RegSub} \wedge \text{VoteSub}] \\ &\leq \left(\max_{1 \leq k \leq n_E} \mathbb{E}_{n_c \sim D_C} \left[\frac{k}{n_E} \cdot \frac{\binom{n_E - k}{n_c - 1}}{\binom{n_E - 1}{n_c - 1}} \right] + \text{negl}(\lambda) \right) \end{aligned}$$

This concludes the proof of the theorem. \square



(a) Adversary's Winning Probability based on the k identical envelopes & n_c voter-chosen credentials (b) Adversary's Winning Probability across Voter Registration Sessions & Number of Credentials Voter Creates.

Figure 16. Adversary's probability of winning for 100 envelopes.

F.3.5 Implications of the security bound. Beyond the proof, we can build intuition for the adversary's security bound by analyzing their strategic options. To subvert a voter's registration without being cryptographically detected, the adversary must forge a zero-knowledge proof during the RealCred procedure. This requires knowing the voter's ZKP challenge *before* committing to the proof, as done for FakeCred. The adversary's only viable strategy to achieve this is to "poison" the deck of envelopes in such a way that they can predict which challenge the voter will select.

The adversary's dilemma. The core of the adversary's strategy is to place multiple envelopes containing the same, pre-selected nonce e^* in the booth: the malicious set \mathcal{M} . Their hope is that the voter, when creating their real credential, will pick up one of these malicious envelopes. This strategy, however, presents a fundamental dilemma, a trade-off between maximizing the chance of success and minimizing the risk of immediate detection. This is precisely the dynamic captured by the security bound in Theorem 3 and visualized in Figure 16.

Consider the adversary's choice of how many malicious envelopes, k , to place in the booth out of a total of n_E . As an adversary increases k , the probability that the voter selects a malicious envelope for their real credential, $\Pr[e^* \in \mathcal{M}]$, increases linearly k/n_E . This is the adversary's path to a successful tampering. The voter's primary defense is the creation of fake credentials — not just individual verifiability, but also for coercion-resistance! For each fake credential, the voter picks another envelope from the remaining pool and if *any* of these additional draws also comes from the malicious set, then VSD will detect a reused nonce during activation and the attack will fail. As k increases, so does the probability that the VSD detects the attack.

This tension is illustrated in Figure 16a. For any given number of credentials the voter creates, the adversary's winning probability initially rises with k , but then decreases as

the risk of detection increases. The peak of each curve represents the adversary’s optimal choice of k , but the adversary does not know which curve they are on when selecting k , as this depends on the voter’s choice of n_c . The expectation over the voter’s choice distribution D_X captures this uncertainty and significantly limits the adversary’s real-world advantage. The user study ([94]) demonstrates the soundness of this notion: 76% of participants chose to create at least one fake credential, with 53% stating they would create fake credentials if such a system existed today.

Large-scale fraud. The adversary’s difficulty in winning compounds dramatically when attempting to influence an entire election. To succeed, they must win the registration gamble not just for one targeted voter, but for *every* single voter they target, as a single detected failure could expose the entire operation. If the maximum probability of deceiving a single voter is p_{\max} , the probability of deceiving N independent voters is p_{\max}^N .

This exponential decay is visualized in Fig. 16b. Even with an optimistic success probability of $\sim 25\%$ for a single voter (the peak for $n_c = 2$), the chance of successfully subverting just three such voters undetectably drops to less than 2%. This shows that the success probability makes large-scale fraud infeasible against a population of even moderately cautious voters. This fact, where security against one is amplified into security against many, is what motivates the concept of *iterative individual verifiability* (Appendix F.3.6).

Additional adversarial behaviors. An adversary might exploit human biases — humans being non-random — by, for example, placing their malicious envelopes at the top of the stack. However, even if this could double or triple the success rate against one voter, it provides only a constant-factor advantage against an exponential problem when targeting many voters.

The adversary could also program the kiosk to abort if the voter selects an “un-guessed” envelope. This, however, is not an undetectable subversion but rather an observable and undeniable failure. A single voter reporting such behavior can be sufficient to reveal misconduct.

The authorities are capable of challenging the kiosk to reveal the ZKP commitment secret y for the Y_c it printed in the first QR code (Fig. 9a, line 5) — a computationally infeasible task if it cheated. If the kiosk refuses to reveal y or provides an incorrect value, authorities gain unequivocal proof of misconduct.

Ultimately, while the adversary has a non-negligible advantage of winning against a single voter, this advantage becomes negligible when attempting to scale the attack.

F.3.6 Iterative individual verifiability. While the IV game establishes security for a single voter, the adversary’s true objective is not to deceive one voter but to deceive

Game I-IV $^{\lambda_v}_{\Pi, \mathcal{I}}$ (params)	
1 :	$\mathbb{V} \leftarrow \mathcal{I}(\% \text{ Compile electoral roll})$
2 :	$\text{successes} \leftarrow 0$
3 :	for V_{id} in \mathbb{V} do
4 :	$\text{successes} += \text{Game IV}^*_{\Pi, \mathcal{I}}(\text{params}, V_{id})$
5 :	endfor
6 :	return 1 if $(\text{successes} \geq \lambda_v)$ else 0

Figure 17. Iterative Individual Verifiability (I-IV) Definition of iterative individual verifiability to account for an adversary’s goal of altering an election outcome.

enough voters to alter an election’s final outcome. This requires a model of security that accounts for an adversarial campaign across a population of voters. To change an election outcome, they must successfully and undetectably subvert a number of votes λ_v equal to or greater than the election’s margin of victory.

We explore this requirement through two complementary views. First, we discuss a general model applicable to any voting protocol, resulting in a standard binomial security bound. Second, we leverage a specific property of TRIP— the ability to produce non-repudiable proof of misbehavior — to define a “high-stakes” game, S-I-IV, which yields a much stronger exponential security bound for TRIP.

Formal definition: iterative individual verifiability. We define the I-IV property using the security game Game I-IV shown in Fig. 17. This game is a wrapper that repeatedly calls a voter-targeted version of our base IV game, which we now define formally.

The I-IV game requires a sub-routine that forces the adversary to attack a specific, pre-determined voter. We denote this game as Game IV*. It is identical in all respects to Game IV from Figure 15 but with two modifications. First, the game now takes as an additional input parameter V_{id} and hardcodes the target voter as $V_{id}^* \leftarrow V_{id}$. Then, the step

$$(V_{id}^*, \text{intent}, \text{goal}) \leftarrow \mathcal{I}(\text{Choose Target \& Goal})$$

becomes

$$(\text{intent}, \text{goal}) \leftarrow \mathcal{I}(\text{Choose Goal}).$$

With this sub-game defined, we now present the main game in Fig. 17. In this game, the adversary first commits to an electoral roll \mathbb{V} . The challenger then executes $|\mathbb{V}|$ independent rounds of IV*, one for each voter $V_{id} \in \mathbb{V}$. The adversary wins if they accumulate at least λ_v successful attacks.

General model for iterative attacks. For any voting scheme where a detected failure might be deniably attributed to a “systems fault”, an adversary’s campaign can be modeled as a sequence of Bernoulli trials. An adversary might therefore

attack $n_V > \lambda_v$ voters, tolerating some failed attempts to maximize their chance of reaching λ_v wins. Each attempt against a single voter is a trial with maximum success probability p_{\max} . The adversary's success in this scenario is bounded by the tail property of the binomial distribution $B(n_V, p_{\max})$:

$$\Pr[\text{successes} \geq \lambda_v] \leq \sum_{i=\lambda_v}^{n_V} \binom{n_V}{i} (p_{\max})^i (1 - p_{\max})^{n_V-i}$$

This bound reflects a weaker security guarantee, as an adversary can trade a higher number of attempts for a greater probability of success.

Strong iterative individual verifiability. TRIP provides a stronger guarantee that allows us to move beyond the general binomial model. Specifically, any detected attempt at tampering provides non-repudiable proof of the adversary's malicious actions. We show this in the following lemma.

Lemma 6. *Let \perp be the event that VoterVerify returns reject for an honest voter's interaction in TRIP. This event constitutes non-repudiable cryptographic proof of misbehavior, which an adversary can only deny culpability for this event by breaking the hardness of the Discrete Logarithm Problem or the EUF-CMA security of the underlying signature scheme.*

Lemma 6 proof sketch. A rejection by VoterVerify(\perp) during the registration phase of TRIP arises from a failed attempt to deceive the voter. We can disregard failures during the voting phase, as Lemma 5 of Theorem 3 shows that the adversary's success probability is 0 in that phase. The registration failures can be categorized into two main types: ZKP soundness failure and nonce-reuse detection.

As established in Theorem 3, to cheat the RealCred ZKP, the adversary must commit to Y_c before seeing the voter's challenge e . This forces the kiosk to guess a challenge e^* . If the voter selects an envelope with a different challenge $e \neq e^*$, the adversary has two options:

First, it may abort the protocol. The voter is left with an incomplete but signed receipt (i.e., the first QR containing the commitment Y_c). Upon reporting the voter reporting the kiosk's malfunction, authorities can challenge the kiosk to reveal the ZKP secret y corresponding to Y_c . A malicious kiosk, having computed Y_c to cheat, will be unable to produce a valid y that satisfies the ZKP commitment equation: $Y_c = (Y_1, Y_2) = (g^y, A_{pk}^y)$, which is a failure reducible to the hardness of the DLP.

The adversary may also complete the protocol with an invalid proof. If the adversary provides an invalid ZKP response r on the receipt, the voter's VSD will detect this during the Activate procedure, triggering the \perp event. The voter now possesses, at the minimum, a receipt containing a signed ZKP commitment in the first QR code and an invalid ZKP response r in the third QR code. This is also non-repudiable proof that the kiosk acted maliciously unless

the adversary can shift the blame to a third party by demonstrating that they can break the EUF-CMA security of the signature scheme to claim forgery.

The second class of attacks is the nonce-reuse detection. Suppose the adversary successfully guesses the challenge for RealCred (i.e., the voter picks an envelope with e^*). They must still pass the $n_c - 1$ FakeCred checks. If the voter selects another malicious envelope containing e^* , the kiosk similarly has two options: abort or complete the procedure.

If the kiosk aborts during FakeCred, the authorities check that each envelope used has a unique challenge. Furthermore, for additional verification, the authorities can perform the same ZKP soundness check as described earlier using the voter's stated real credential. An honest kiosk can always comply with the challenges faced by the authorities by retaining the secrets produced during their interaction with the voter until the end of that interaction.

If the kiosk completes the protocol, the VSD will later detect a nonce re-use during the Activate procedure, triggering a \perp . This detection is non-repudiable because each physical envelope is supposed to contain a unique challenge, signed by an (adversary-controlled) envelope printer. The voter can now present these distinct envelopes with the same challenge to the authorities, providing a direct proof of malicious behavior.¹¹

In all scenarios, a \perp event provides the voter and the authorities with cryptographic evidence of misbehavior. Therefore, the adversary's failure to tamper is non-repudiable, bounded only by the negligible probability of breaking DLP and the EUF-CMA property of the underlying signature scheme. \square

Lemma 6 allows us to model a game where the entire campaign fails upon a single detection. Furthermore, it implies that a rational adversary has no incentive to continue attacking once their goal of λ_v wins is met, as any further attempts only add risk for any $p_{\max} < 1$. We formalize this with the game S-I-IV.

Formal Definition: strong iterative individual verifiability. We now formalize our notion of strong iterative individual verifiability using the following game S-I-IV shown in Fig. 18. This game models a sequential and adaptive attack where the adversary \mathcal{I} must achieve a target, λ_v wins, without a single detection.

To define the outcome of each round in IV, we define another sub-game IV[†], which adopts the same modifications as IV* with the one additional modification: IV returns three values: 1 for win, \perp for detection, and 0 for benign loss. Concretely, for detection (\perp), this means that goal \neq intent, adv_outcome is \top and $\text{happy}(\text{VoterVerify})$ is \perp .

¹¹Our threat model assumes voters are honest and will not duplicate envelopes to cause disruption. To mitigate such an attack in practice, the envelope printer could employ physical security measures like unique watermarks on the envelopes.

Game S-I-IV $^{\lambda_v}_{\Pi, \mathcal{I}}$ (params)	
1 :	$\mathbb{V} \leftarrow \mathcal{I}$ (% Compile electoral roll)
2 :	successes $\leftarrow 0$
3 :	for V_{id} in \mathbb{V} do
4 :	$r = \text{Game IV}^{\dagger}_{\Pi, \mathcal{I}}(\text{params}, V_{id})$
5 :	if $r = \perp$ then return 0 % Adversary caught
6 :	successes $+= r$
7 :	endfor
8 :	return 1 if (successes $\geq \lambda_v$) else 0

Figure 18. Strong iterative individual verifiability (S-I-IV) Definition of strong iterative individual verifiability to account for an adversary's immediate loss if caught.

Theorem 7. Let Π_{TRIP} be instantiated as described in Appendix F.3.3, and $p_{\max} = \text{Adv}^{\text{IV}}_{\Pi_{\text{TRIP}}, \mathcal{I}}$ be the maximum advantage in the IV game. Under the hardness of the Discrete Logarithm problem and the EUF-CMA security of the signature scheme, for any PPT adversary \mathcal{I} playing the S-I-IV game with a success threshold of λ_v , its advantage is bounded by:

$$\text{Adv}^{\text{I-IV}}_{\Pi_{\text{TRIP}}, \mathcal{I}}(\lambda_v, \lambda) \leq (p_{\max})^{\lambda_v} + \text{negl}(\lambda)$$

Proof. Let Win be the event that Game S-I-IV returns 1. Our goal is to bound $\Pr[\text{Win}]$. Let $R_i \in \{1, 0, \perp\}$ be the random variable for the outcome of the IV^{\dagger} game against voter V_i . The adversary wins if

$$\left(\bigwedge_{i=1}^{|\mathcal{V}|} R_i \neq \perp \right) \wedge \left(\sum_{i=1}^{|\mathcal{V}|} \mathbf{1}_{R_i=1} \geq \lambda_v \right)$$

The proof proceeds via two lemmas.

Lemma 8. For any round $i \in \{1, \dots, |\mathcal{V}|\}$ and for any PPT adversary \mathcal{I} , the probability of success in that round is bounded by p_{\max} , conditioned on the event that no prior round resulted in a detection, and on the full transcript T_1^{i-1} . Formally,

$$\Pr[R_i = 1 \mid \bigwedge_{j=1}^{i-1} (R_j \neq \perp) \wedge T_1^{i-1}] \leq p_{\max} + \text{negl}(\lambda).$$

Lemma 8 proof. We proceed via a standard reduction. Assume for contradiction that there exists a PPT adversary \mathcal{I} for which this inequality does not hold for some round i . That is, for some history $T_{i-1} = \bigwedge_{j < i} S_j \neq \perp \wedge T_{i-1}$, \mathcal{I} 's success probability $p_i = \Pr[S_i = 1 \mid T_{i-1}]$ is greater than $p_{\max} + \text{negl}(\lambda)$. We construct an adversary B that uses \mathcal{I} to win IV game with probability p_i , contradicting the definition of p_{\max} .

B receives the parameters of IV^{\dagger} game targeting an honest voter oracle V . B internally runs \mathcal{I} and perfectly *simulates* the history T_{i-1} by playing the role of the honest voters for rounds $\{1, \dots, i-1\}$ (i.e., creates a fake history for all

previous voters). At round i , B connects \mathcal{I} to the voter oracle V in the IV^{\dagger} game. From \mathcal{I} 's perspective, this interaction is indistinguishable from a real round i of S-I-IV, as the sources of randomness (the voter's choice for n_c from the distribution D_C) are fresh and independent of past transcripts. B then forwards \mathcal{I} 's output to the challenger.

B 's advantage in its IV^{\dagger} game is exactly p_i . Our assumption $p_i > p_{\max} + \text{negl}(\lambda)$ thus implies B can break the underlying cryptography underpinning the IV^{\dagger} game, a contradiction. Therefore, the lemma holds. \square

Lemma 9. For any PPT adversary \mathcal{I} , $\Pr[\text{Win}]$ is bounded by $(p_{\max})^{\lambda_v} + \text{negl}(\lambda)$.

Lemma 9 proof. For the Win event to occur, the adversary must achieve λ_v wins before any \perp outcome occurs, at which point the game terminates. Let us analyze the adversary's probability of success. The adversary's strategy involves choosing which voters to attack. Let the sequence of attacked voters be V_{i_1}, V_{i_2}, \dots . To win, the the adversary must succeed in the first λ_v of these attacks.

Let E be the event that the adversary succeeds in its first λ_v attempted attacks. The Win event is a sub-event of E, so $\Pr[\text{Win}] \leq \Pr[E]$. We can express $\Pr[E]$ using the chain rule of probability:

$$\begin{aligned} \Pr[E] &= \Pr[R_{i_1} = 1] \cdot \Pr[R_{i_2} = 1 \mid R_{i_1} = 1] \cdot \dots \\ &\quad \cdot \Pr[R_{i_{\lambda_v}} = 1 \mid \bigwedge_{k=1}^{\lambda_v-1} R_{i_k} = 1] \\ &= \prod_{k=1}^{\lambda_v} \Pr[R_{i_k} = 1 \mid \bigwedge_{l=1}^{k-1} R_{i_l} = 1]. \end{aligned}$$

For each term in this product, the conditioning event $(\bigwedge_{l=1}^{k-1} R_{i_l} = 1)$ implies no prior detections occurred. By Lemma 8, each term is bounded by $p_{\max} + \text{negl}$.

$$\begin{aligned} \Pr[\text{Win}] &\leq \Pr[E] \leq \prod_{k=1}^{\lambda_v} (p_{\max} + \text{negl}) \\ &= (p_{\max} + \text{negl})^{\lambda_v} \\ &\leq (p_{\max})^{\lambda_v} + \text{negl}. \end{aligned}$$

\square

We now conclude the proof. Lemma 8 establishes a bound on the adversary's per-round success probability, showing that past interactions do not increase its chances beyond p_{\max} . Lemma 9 then leverages this per-round bound to analyze the probability of the global Win event. By substituting the final result of Lemma 9, we have:

$$\text{Adv}^{\lambda_v}_{\Pi_{\text{TRIP}}, \mathcal{I}} = \Pr[\text{Win}] \leq (p_{\max})^{\lambda_v} + \text{negl}(\lambda).$$

\square

This result demonstrates that with TRIP's non-repudiable proofs of malicious behavior, the security against scalable attacks on individual verifiability scales exponentially with

the number of votes the adversary must alter, as shown in Figure 16b.

G The paper baseline versus digitalization

The only approach to national voting in democracies today enjoying near-universal acceptance by experts is in-person voting with paper ballots. Marking paper ballots in a privacy booth at a controlled polling site helps protect ballot secrecy against coercion or vote buying, which were widespread problems historically before the Australian secret ballot's introduction in 1856 and its subsequent global acceptance [31]. Supporting transparency, voters normally deposit their marked ballots into an on-site ballot box themselves, and independent election observers ensure “end-to-end” transparency by monitoring the subsequent handling and traditionally-manual counting of these paper ballots.

The rise and ubiquitous cultural acceptance of digital technologies, however, has inevitably raised a variety of complex issues surrounding the adoption of digital technologies into the voting process. One side of this issue is the desire of voters to bring and use their own personal devices while voting. The other side is the desire of governments to “improve” the voting process by incorporating digital technologies.

G.1 Pressures for voter-driven digitalization

In the first case, voters may have understandable desires to use their own personal devices even during paper-based voting in a ballot booth. Conscientious voters may wish to refer back to digital notes they made earlier, for example, while deciding (and perhaps discussing with friends) how to vote in a complex election involving numerous different races, candidate choices, popular initiatives and referenda, etc. Referring to such digital notes is arguably non-problematic in itself as long as it remains the voter's free choice – in the privacy booth – *which* of their digital notes or past discussions to reflect on their actual ballot and which to disregard.

A similarly-understandable but more-problematic practice, however, is that of taking *ballot selfies*: photos that voters take of themselves in the ballot booth with their marked ballot visible [13]. Voters may be innocently tempted to take ballot selfies in order to show their civic engagement or their enthusiasm for particular parties or candidates, for example. The problem is that ballot selfies and other recordings can double as *receipts* usable for participating in coercion or vote-buying schemes. The proximity of officials arguably remains at least a psychological deterrent against fraudulent voting behaviors on-site, but the strength of this deterrence is limited, its effectiveness depending on the strength of coercive threats. Thus, even the question of whether to *allow* voters to use personal devices in privacy booths is a delicate policy issue, as further discussed later in Appendix I.

G.2 Pressures for government-driven digitalization

From the perspective of democratic governments and their election authorities, there are appeals to the prospect of digitalizing their official voting processes. Incorporating digital technologies anywhere in the voting process is problematic, however, due in particular to the fundamental difficulty of ensuring that all of the system's critical digital components are running the correct software, and that this software is bug free [49, 148].

The high stakes of national elections [117, 124] create enormous incentives for nefarious actors to manipulate elections, and the general insecurity of today's devices creates endless potential opportunities to do so.

One proposed safety test for the incorporation of digital technologies is *software independence* [126]. Briefly, anyone should be able to verify independently that an election's announced outcome is correct, even if all of the official software used in the election process is incorrect (e.g., buggy or compromised). Even if we accept this principle, however, applying it throughout the voting pipeline is nontrivial.

We can categorize the main attractions toward voting-process digitalization – together with the attendant risks of each – according to the stage of voting they primarily affect: ballot *marking*, ballot *casting*, and ballot *counting*.

G.2.1 Digitally-assisted ballot marking. Incorporating digital technologies into ballot marking can make it easier and more reliable for voters to express their choices. Electronic *ballot marking devices* or BMDs deployed in voting booths, for example, can improve usability in numerous ways over hand-marked paper ballots [18, 23]. BMDs can guide a voter through the choices step-by-step, making relevant instructions and background information available on demand. Similarly, BMDs can assist voters with disabilities, for example by displaying choices in large fonts or audibly reading them for those with vision impairments. By validating the voter's choices as they are entered, BMDs can proactively help ensure that cast ballots are valid and not accidentally spoiled. This automatic validation can prevent numerous common errors that are prevalent on hand-marked paper ballots, such as accidentally or ambiguously marking two candidate choices when only one choice is legally allowed.¹²

In widely-accepted best practices, voters still use BMDs alone in a privacy booth to preserve ballot secrecy. Well-designed BMDs maintain transparency by printing a paper ballot that the voter can – and arguably is *expected* to – inspect and verify for correctness before casting. Even if a relatively small percentage of voters actually do check their

¹²When hand-marking a ballot by filling in ovals with a pen or pencil, for example, voters may start filling in the oval for one candidate, then change their mind and try to “cross out” their initial choice, and then fill in another candidate's oval. Deciding whether to attempt to interpret the “voter's intent” in such cases or merely disqualify that choice (or even the whole ballot) is a tricky and potentially-costly policy choice.

printed ballots carefully before casting them, a compromised BMD that attempted to manipulate many ballots – as would be required to affect most elections – is statistically almost certain to be detected by at least some voters. BMDs, therefore, arguably satisfy the software-independence test, but leave unchanged the usual requirement that voters vote *in person* and *in private*, only at official polling sites.

G.2.2 Digitally-assisted ballot counting. Another attractive and partly-accepted digital advance is automated ballot scanning and counting. Machine-counting paper ballots is clearly much faster and less costly than manual counting, and arguably less prone to the obvious human-error risks of hand counting. Counterbalancing these perceived advantages, however, is the risk of digital scanners miscounting ballots or misreporting the results, for countless potential reasons including mechanical failures, software bugs, or malicious compromise. Accepted best practice therefore dictates that automated ballot-counting processes must at the very least leave a tamper-evident “paper trail” of paper ballots that could be recounted by hand if needed.

An assurance that machine-counted ballots *could in principle* be recounted manually, however, does not ensure that evidence of an irregularity will actually emerge to trigger such a recount – or even that the ballots will actually be recounted even if such evidence does emerge. Unlike the case with BMDs for ballot marking, individual voters suspicious of an election’s outcome cannot unilaterally decide to recount the ballots: only the government can decide to do so. The genuinely-high cost of a manual recount, which obviously cancels the cost-savings of machine counting, incentivizes governments to impose high evidentiary demands to trigger a recount. This high cost is also temptingly easy to cite as a reason not to recount even in the face of controversy over an election’s results – especially if the authorities in power are already happy with the machine-counted results.

For these reasons, the mere existence of a paper trail appears insufficient to ensure software independence. There must also be some process to verify machine-counted results *proactively*, ideally during every election, before and independently of any evidence of irregularity. Risk-limiting audits, which can statistically check an election’s results without incurring the full cost of a manual recount, represent one such mechanism that is gradually gaining acceptance [17].

G.2.3 Digitally-assisted ballot casting. Neither of the above tentatively-accepted digital advances, of course, affect the best-practice expectation that voters must normally still vote in person, in the privacy of a ballot booth in a controlled environment. The inconvenience and sometimes impracticability of in-person voting, however, creates pressure on governments to adopt remote processes, such as postal voting, which allow voters to vote from anywhere. Because the election authority cannot control arbitrary locations, however,

remote voting of any kind normally compromises ballot secrecy and hence resistance to coercion or vote-buying.

This weakness is not purely theoretical: for example, absentee ballot fraud in North Carolina was found to have altered election outcomes [63, 146]. Despite this weakness, convenience and voter-turnout considerations have led a few countries, such as Switzerland, to adopt remote processes such as postal voting as the normal-case approach [92]. A few Swiss cantons still use the practice of *landsgemeinde*, physically gathering in the town square and raising hands to vote, an approach similarly lacking protection against coercion or vote-buying [40, 109]. Maintaining this cultural indifference to the coercion and vote-buying problem, despite its recognition as a central voting-security issue in most other countries, coercion resistance was likewise omitted from the goals of Switzerland’s e-voting program [114, 116].

Even without coercion resistance, achieving end-to-end verifiability and software independence is fundamentally difficult in e-voting because digital threats affect every stage of the voting pipeline. Switzerland’s e-voting system, for example, is carefully designed to provide *cast-as-intended* verifiability, ensuring that a voter’s compromised personal device cannot silently alter or suppress the voter’s choices without detection. Both Switzerland’s and Estonia’s e-voting systems arguably fail the software independence test in their backend services, however, because voters must just trust and cannot independently verify that the backend infrastructure is securely running the correct software [55].

Although Switzerland’s system admirably splits the critical backend functions across four *control components* run by separate operational teams, and these control components produce cryptographic zero-knowledge proofs of the correct handling of encrypted ballots, these proofs are not made publicly available, so only one designated “insider” authority can verify them.¹³ Switzerland’s e-voting system in addition depends on a trusted *printing authority* responsible for printing and mailing security-critical *return codes* to voters; any leak of these codes could potentially enable an adversary to impersonate many voters remotely at scale.

Between the facts that today’s deployed e-voting systems address coercion only weakly (Estonia) or not at all (Switzerland), the significant design and deployment challenges of ensuring end-to-end verifiability, and the pragmatic difficulty of ensuring that security-critical code is sufficiently bug free, it is understandable why voting-security experts globally still consider paper-based voting the standard, accept limited digital enhancements to in-person voting only with abundant caution, and remain highly skeptical about – if not categorically opposed to – remote e-voting.

¹³On the basis of private communication with the Swiss e-voting authorities, the perceived threat of future quantum computers being able to decrypt past ballots and deanonymize voters in past elections is one key motivation for this deliberate limitation of the system’s verifiability properties.

H Credential lifetime and surprise coercion

Any deployment of a system like Votegral faces a policy choice of how long e-voting credentials should remain valid before expiring and requiring renewal. While making this policy choice in a given environment is beyond the scope of this paper, we briefly examine here a few credential-lifetime considerations in general, and their important interactions with coercion resistance in particular.

H.1 Potential principles for credential lifetimes

Usability considerations alone might suggest allowing credentials to be used indefinitely without ever expiring. Many of the multitude of reasons that identity documents such as passports usually have expiration dates, however, apply similarly to the e-voting credentials that TRIP produces. Like any important security token or identity proxy, TRIP credentials might fall into the wrong hands for numerous reasons, their security might erode due to weaknesses gradually discovered in the cryptographic algorithms they depend on, etc. Imposing an expiration date on e-voting credentials is simply good security practice, for standard reasons not in any way specific or unique to TRIP.

A more arguably-reasonable choice of credential lifetime, therefore, might be to coincide with the lifetimes of other government-issued identity documents that a citizen may need to renew occasionally in person, such as passports, driver's licenses, or other ID cards. Such an alignment of lifetimes across identity documents could in principle save voters' time and reduce convenience costs by allowing voters to renew multiple documents at once during the same government office visit, in the common case. This benefit makes the important presumption, of course, that the government is sufficiently well-organized to ensure that a single government office can offer these distinct renewal services – or at least, can offer them at multiple offices geographically colocated at the same site.

H.2 Surprise coercion threats

An important issue with long credential lifetimes, however, is the threat of *surprise coercion*. An average voter may arguably be unlikely to understand or appreciate the risk of coercion sufficiently to have taken adequate precautions against this threat, before being “surprised” by a coercer who suddenly appears and demands immediate compliance under some threat (or offering financial rewards for compliance).

An obvious surprise-coercion scenario in the case of TRIP is that a voter printed only one real credential and no fake credentials at the time of last registration, and thus has no fake credentials prepared to give or sell to the coercer. If the coercer guesses, perhaps accurately, that most voters are likely in precisely this boat – at least before they have ever actually faced a coercion threat – then the coercer might simply demand their real credential or whatever voting device

it is installed on, and take it as “likely enough” that this is indeed the voter's real credential. After surprising the voter this way, the coercer might successfully forbid the voter from re-registering at least until the voter's current credentials expire, since we consider it infeasible to hide registration events from coercers for reasons detailed in Appendix J.

Long credential lifetimes thus risk increasing the amount of time a successful surprise-coercion attack succeeds in allowing the coercer to control or vote on behalf of the victim, before a government-imposed credential-renewal obligation forces the coercer either to permit (or require) the voter to re-register in order to continue e-voting at all. Shorter credential lifetimes are thus preferable from a coercion-resistance perspective, in order to reduce this window of vulnerability that many ordinary voters might have to surprise coercion.

A long-term coercer could of course forbid a victim from *ever* registering even to renew expired e-voting credentials. In a realistic environment with multiple voting channels properly designed to ensure coercion resistance jointly and not just individually, as detailed in Appendix B, forbidding the victim from ever renewing e-voting credentials should effectively leave a fallback path to a backup channel such as traditional in-person voting – at least if any backup voting channel is effectively available to the victim. In a worst-case scenario where a coercer can successfully forbid a victim from *ever* visiting a government office, whether to register for e-voting or to vote in person, we consider this tantamount to long-term imprisonment of the victim. This scenario may unfortunately occur in extreme circumstances, but probably no realistic approach to coercion resistance can address it.

H.3 Random or deniable renewal obligations

Although we cannot realistically hide registration events for the reasons discussed in Appendix J, a potential defense against surprise coercion might be to make credential lifetimes *unpredictable*. In addition to imposing a fixed upper bound on credential lifetime, for example, the government might periodically select a subset of voters by random lottery, notifying them that their e-voting credentials will expire within a few months and must be renewed if they wish to continue using the e-voting channel. Even a voter with brand-new credentials would be subject to this lottery.

While such a proactive credential-expiry lottery would of course inconvenience the unlucky selected voters, it would also have the global benefit of providing “cover” for the government to force early renewal of e-voting credentials for other reasons as well: such as due to an anonymous tip-off from a coercion victim or the victim's friend that the victim needs a plausibly-deniable, ostensibly *government-initiated* reason to visit the registration office, re-register, and perhaps report the coercion incident in relative safety. Such an “anonymous tip-off” mechanism might in principle even be built into client-side voting software. Such a mechanism would be analogous to the way that some banks currently

issue customers with *duress PINs* that they can use to inform the bank silently if they are coerced to withdraw money at an ATM [66].

H.4 On-demand fakery versus preparation

Some prior coercion-resistant e-voting schemes such as Civitas [27] have the attractive property that a voter can, at least in theory, cryptographically create new fake credentials at any time. This *on-demand* creation of fake credentials is sometimes cited as a reason to prefer such designs over a design like TRIP, which requires voters to “prepare in advance” by obtaining fake credentials at registration time before coercion occurs, and otherwise leaves voters vulnerable to surprise coercion as discussed above.

Closer analysis of realistic surprise-coercion scenarios in the context of realistic, arguably-usable deployments of such systems, however, reveal this apparent advantage of Civitas-like designs to be more theoretical than practical. The only practical embodiments of Civitas-like designs ever subject to a user study [102] rely on trusted hardware to keep the voter’s real credential safe and issue fake credentials on demand, e.g., on entry of incorrect PINs to the trusted smart card [45]. In such a deployment context, we may consider it a near certainty that an unprepared voter subject to surprise coercion will have obtained only one such trusted smart card, which the coercer can simply demand and confiscate.

Without the assistance of *some* electronic device that holds the voter’s real Civitas credential, and which we must assume the voter has somehow hidden and protected from the coercer despite being entirely unprepared for coercion, the theoretical possibility of on-demand creation of Civitas credentials essentially relies on the voter himself being a cryptographer. This hypothetical voter must in fact be not just an average cryptographer, but a genius in the league of the legendary Indian mathematician Ramanujan, who could perform complex mathematical calculations on large numbers in his head without the aid of any electronic device. Needless to say, we find it implausible that this “Ramanujan voter” profile fits any significant percentage of real voters anywhere on Earth.

Because the trusted hardware assumed by usable Civitas-like schemes is undoubtedly much more expensive than the paper credentials that TRIP uses, it seems likely that typical voters unprepared for coercion will be much more likely in practice to have only one smart card in a Civitas-like design than a typical TRIP user is to have obtained only one paper credential. TRIP’s user-facing design, in fact, uses the term *test credentials* in place of *fake credentials*, and informs voters that test credentials may be legitimately used for purposes other than coercion – such as for casual testing of the voting system and for educational purposes, such as to show children or friends not yet eligible to vote how the e-voting system works. By making fake/test credentials not only inexpensive but also in principle worth the trouble of creating

for reasons entirely orthogonal to worries about coercion, TRIP’s design attempts to increase the chance that many or even most voters will create one or more fake credentials when registering, “just for fun” if for no other reason.

I Personal devices and usage policies

Even in accepted in-person voting processes using paper ballots, personal devices capable of recording can already compromise the coercion resistance that privacy booths are intended to provide at official polling sites. The use of recording devices can similarly compromise the effective coercion resistance of VoteGral’s credentialing process in the registration booth, in essentially the same fashion. Just as a coercer can already demand that a voter photograph themselves with their ballot marked according to the coercer’s preferences in a voting booth today, a coercer could similarly demand that a voter record themselves creating their real and fake credentials in TRIP’s privacy booth, showing the coercer in particular how the voter marked their real credential.

The fundamental threat that recording devices impose on registration in TRIP thus appear largely equivalent to the corresponding threat of recording devices used in privacy booths during in-person voting: it appears VoteGral neither solves this problem nor makes it worse. Nevertheless, it is worth exploring the background and current prevailing situation surrounding this challenge for in-person voting, then outlining potential policy and enforcement options that might be applicable to e-voting registration using TRIP.

I.1 Ballot selfies and recording prohibitions for in-person voting

A common practice is to take a *ballot selfie* in the voting booth showing the voter’s marked ballot, then perhaps posting it to social media. This practice, while usually intended innocently to demonstrate civic engagement, could easily double as a “proof” of how one voted to satisfy a coercer’s demands or to participate in a vote-buying scheme. As a result, ballot selfies and related photography of marked ballots is at least legally prohibited in some countries as well as a dozen US states [36, 78, 118].

Even where ballot selfies are legally prohibited, the level enforcement and potentially-applicable penalties vary. Many jurisdictions do not enforce their ballot selfie-ban at all unless there is evidence of coercion, vote buying, or other fraudulent activity. In most US states that ban ballot selfies, being caught taking one is a misdemeanor punishable by a fine, although in Illinois it is a felony punishable by 1–3 years in prison [90].

Even where ballot selfies are illegal and even strongly punishable, that does not of course mean that voters cannot or will not secretly take them anyway – if an abusive spouse, local gang member, or other strong coercer threatens violence or other significant repercussions if the voter does not, for example. The deterrent represented by *potential* punishment by

the government, only if participation in coercion or vote buying is actually caught, does not necessarily outweigh *likely* or *certain* punishment by a strong coercer whose demands go unfulfilled. Thus, today's accepted coercion-resistance practices appear to go only so far and are clearly weak against stronger forms of coercion, and unfortunately we know of no systematic evidence of how prevalent such strong coercion might be. We hope it is extremely rare, but it is also possible that it is more common but just rarely *reported*—because in such cases the coercer usually “wins” and successfully intimidates the voter not only into following the coercer's demands, but also into never revealing the incident.

In principle, in-person polling sites could address stronger coercion *proactively* by requiring all voters to check personal devices into lockers before entering the voting area containing the privacy booths. Polling sites could even enforce such a recording device ban by requiring voters to enter the voting area through airport-style metal detectors after checking all personal devices, just as visitors often must already do at many high-security government sites such as embassies and military bases. Such strong measures would incur high costs, however: financially, logistically, in terms of convenience and perceived friendliness to voters, and potentially in terms of negative impact on voter turnout. The cost to all voters and to the election authority thus seems unlikely to be justified by the incremental protection such measures might provide against apparently-rare incidents of actual coercion or vote buying. As a result, we are not aware of any government that has actually imposed such extreme measures at ordinary polling sites in the normal case for in-person voting.

I.2 Anti-recording considerations for TRIP

A government considering the adoption of a coercion-resistant e-voting system like Votebral would need to decide whether to impose a ban on the use of recording devices during a TRIP registration session in a privacy booth, and if so, to what degree to enforce such a ban. We consider this policy decision to be important but orthogonal to the technical focus of this paper. Many of the considerations and tradeoffs outlined above for in-person voting seem likely to translate directly to corresponding tradeoffs for TRIP privacy booths.

It is relatively inexpensive and practical simply to forbid the use of recording devices in TRIP privacy booths, to inform voters of this ban in educational materials before they enter the booth, and to impose penalties as a deterrent to non-compliance with the recording ban. As with ballot-selfie bans for in-person voting, such prohibitions may be effective in deterring casual violations, but may not be effective against stronger forms of coercion such as the abusive partner or gang member demanding a secret recording “or else.”

A government concerned with strong coercion could of course take stronger proactive measures, such as requiring

voters to check personal devices and pass through metal detectors before entering a privacy booth for TRIP credentialing. For the same reasons such measures are already rarely if ever taken for in-person voting, however, we do not expect such measures to be common in a practical deployment of Votebral. Regardless, this important consideration remains a policy decision rather than a technical one.

We envision there may be situations in which stronger anti-recording measures may be cost-effective, however. One prominent use-case for remote e-voting is for expatriates or military members living overseas. Expatriates often need to visit an embassy or consulate of their nationality at least once every few years anyway to renew their passport, and embassies are typically considered high-security establishments that often require visitors to check personal devices and enter through metal detectors anyway. If a government were to deploy Votebral so as to make TRIP privacy booths and kiosks available to expatriates at embassies and consulates, then there may be little if any extra cost to imposing stronger anti-recording measures at these sites.

Similarly, overseas military members are often stationed at, or in the general vicinity of, a military base that has strongly-protected areas for other orthogonal reasons anyway, which could likewise double as secure sites for TRIP registration for e-voting at little to no incremental cost.

I.3 Assumed limitations of ordinary voters

Our assumption above that the use of personal devices is at least forbidden in, if not proactively excluded from, registration booths, affects TRIP's design for coercion resistance in other more subtle ways.

In particular, TRIP's design assumes that ordinary voters *without the help of an unauthorized personal device* cannot readily perform cryptographic calculations in their heads. (If a coerced voter *does* have and is successfully coerced to use an unauthorized device, we expect that a recording attack as discussed above is the simplest and most likely coercion threat vector.)

A rare genius to whom this assumption about the limitations of ordinary voters does *not* apply, we call a *Ramanujan voter*, in reference to the legendary Indian mathematician Srinivasa Ramanujan, who may be one of the few historical examples of a real person potentially capable of such feats.

If a victim of coercion is such a hypothetical Ramanujan voter, then the coercer could readily defeat TRIP's coercion resistance by demanding that the voter mentally decode the QR code containing the real credential's IZKP commit once it is printed, then compute a cryptographic hash of that commit, and use the resulting hash in selecting an envelope from the stack of those available in the privacy booth: e.g., such that the cryptographic challenge matches a certain number of prefix bits from the envelope's cryptographic hash. The coercer could still not be certain, but could obtain some probabilistic confidence, that the revealed “real credential”

is indeed real, because when printing fake credentials the Ramanujan voter cannot see the kiosk’s commit (in order to hash it mentally) before having to choose an envelope.

This theoretical attack has inspired related prior proposals, using IZKPs for in-person voting, to conceal the real credential’s printed commit until the voter’s challenge is chosen [96]. While TRIP kiosks could certainly be designed with such mechanical protections, we do not consider such a defense to be necessary or cost-justified in practice. Ramanujan voters capable of performing such feats seem likely to be vanishingly rare in practice – especially considering that this attack only conceivably matters to voters *actually under coercion*, a hopefully-rare event in the first place.

J Impersonation attacks and defenses

Any government process that involves identity checking, such as TRIP’s in-person e-voting registration process, is potentially vulnerable to *impersonation* attacks. Anyone able to impersonate a voter in registering for e-voting can potentially steal the target voter’s real credential and subsequently cast real votes in place the victim.

While we do not expect it is feasible to prevent impersonation attacks entirely in most practical situations, our pragmatic goal is to ensure that successful impersonation is promptly *detectable* by the genuine voter, who can then report and rectify the successful impersonation by re-registering to obtain new credentials in person. Ensuring that impersonation is detectable implies that TRIP must follow common security practices by *notifying* voters of registration events. This notification requirement in turn implies that we cannot realistically keep the *act of registration* secret from potential coercers, as we might wish to in order to maximize coercion resistance. We discuss these issues and the resulting tradeoffs in the rest of this section.

J.1 Some impersonation scenarios of concern

One situation in which it is hard to prevent impersonation attacks is when an impersonator happens to look “enough” like the victim to pass as the victim when the registration official checks the voter’s identity during TRIP check-in. Identical twins are ideally positioned for such impersonation attacks. Many people have and occasionally encounter proximate “look-alikes” to themselves in the real world, however. Such a look-alike who identifies and stalks a target voter sufficiently to learn their name and other basic demographics might be able to trick a registration official’s identity check. We do not expect either of these attacks to be common, but we do expect them to occur (and succeed) occasionally.

A variation on the above scenario is if an impersonator does *not* look enough like the victim to pass an identity check, but instead presents a forged identity to the registrar, who does not check the identity closely enough to detect the forgery. We again do not expect this situation to be common

in practice, as being caught presenting a false identity in an important government process is strongly punishable almost everywhere, representing a strong deterrent to such uses of fake identity documents, even if they might be fairly likely to go unnoticed.

A third scenario we are concerned with, however, is if a particular *registration official* is corrupt, and deliberately accepts faked (or no) identity documents in collusion with an impersonator. The corrupt official might indeed *be* the impersonator. A corrupt registration official may in principle be ideally positioned to impersonate not just one but many voters, in fact, choosing some time other non-colluding officials are absent – e.g., outside the registration office’s opening hours – to “register” for e-voting on behalf of any number of voters who the corrupt official believes are unlikely to notice the impersonation. Even if such a corrupt registration official faces severe consequences if caught, the potential scalability of such impersonation attacks, and the potentially-scalable financial rewards (e.g., bribes) for participating in such attacks – or alternatively, potentially-severe punishments for *not* participating under threats of violence by local criminal organizations for example – make such scalable impersonation attacks plausible and perhaps even likely in certain environments.

J.2 Detecting impersonation via notifications

Scenarios like those above lead us to conclude that it is unrealistic and unwise to assume that impersonation attacks will never occur, or never succeed. The common and widely-accepted security “best practice” of *notifying* users of security-critical events, however, is applicable to TRIP as a measure that can help ensure that impersonation attacks, when they occasionally do succeed, are at least promptly detected by the victim. On successful detection of such an impersonation attack, the victim can report the incident and re-register in-person for e-voting, thereby invalidating the impersonator’s illegitimate voting credentials. In the process of reporting the incident, the victim also hopefully places (non-corrupt) local registration officials on alert for any future such impersonation attempts.

Since governments typically have at least a mailing address for all eligible registered voters, one obvious default notification channel is by mail. We envision the voter receiving a letter or post card a few days after any successful registration, informing them that the registration occurred, and advising them to contact the registration office immediately in the hopefully-rare event it was not the voter who registered.

An alternative notification channel is digitally, via an E-mail or push notification that the registrar’s backend services automatically sends to any voting device(s) the voter has recently registered with or used for voting using any credentials (real or fake) associated with that voter. Ideally, a

successful registration for e-voting would notify voters of the registration via both, or all, available notification channels.

A potential weakness with these and other notification channels is if a corrupt registration official can control or suppress this notification, or can collude with other insiders capable of doing so. We expect such attacks involving impersonation *coordinated with* notification suppression should be significantly harder and riskier to pull off even than “lone” corrupt official attacks suggested above, since in most cases the official sitting at TRIP’s check-in desk to verify voters’ identities is unlikely to be the same official (or have the same required expertise) as the officials who control the notification channels (e.g., IT workers). Nevertheless, collusion is not inconceivable, especially in the event of bribery or threats by powerful organized crime in the area, and both postal and digital notification channels tend to be single points of failure/compromise that might conceivably be susceptible to suppression.

J.3 Detection via periodic ledger checking

Provided the election authority’s backend services are split across several independent servers run by independent teams, as discussed in §4.1, and provided not *all* of these servers or teams are compromised as VoteGrail’s threat model assumes, there remains at least one further means by which voters might learn of successful impersonation attacks reasonably promptly, even if proactive notification channels such as those above fail or are successfully suppressed.

Each voter’s client-side device normally “watches” the ledger (public bulletin board) anyway, periodically checking it for any updates relevant to the voter, whenever the voting application is launched or left running. Thus, if the voter launches the voting application some time after a successful impersonation attack – perhaps to check how they voted in the past as discussed in Appendix C.1, perhaps to vote in an upcoming election, or perhaps for other reasons such as to obtain information or demonstrate the voting system to a family member or friend – this (or any) launch of the voting application represents an opportunity for the client software to “notice” a new registration of the voter appearing on the ledger’s registration log, and notify the voter of that successful registration.

If the voting application is run on a device such as a desktop that allows the application to maintain a background “daemon” that occasionally wakes up and proactively checks the ledger (even if only once per day or once per week, for example), then such periodic checks could reduce the duration with which successful impersonation might go undetected, even if proactive notifications are successfully suppressed.

J.4 Coercion resistance implications

All of the above defenses to impersonation attacks, however, underline an important property of VoteGrail’s threat model:

we assume that *the act of registering for e-voting* – or re-registering for any purpose, such as to renew credentials or to recover from an impersonation attack – is public information, which VoteGrail’s design makes no attempt to keep secret.

This threat-model assumption unfortunately implies, at a fairly fundamental level, that we cannot realistically hide *the act of registration itself* from potential coercers. This means for example that if a coercer has successfully obtained a victim’s real credential, and has forbidden the victim from re-registering, the coercer can see and punish a victim who disobeys this demand. The successfully-coerced victim will have the opportunity to recover from this coercion the next time the victim’s credentials expire by government policy and must be renewed – but the victim may *not* have an opportunity to recover until then, if the coercion threat persists for the long term (e.g., in an abusive-partner scenario).

Any attempt to target registration notifications more narrowly – e.g., sending push notifications only to voting devices on which *real* credentials have been activated – risks failing to notify the genuine victim if an impersonator has taken over the victim’s real credential, and also risks undermining coercion resistance by creating a new way a coercer might distinguish fake credentials from real. Thus, we do not see any realistic middle ground between *always notifying* and *never notifying* a voter of successful registration events, via any and all available notification channels.

The obvious potential design alternative, then, is *never* to notify voters of registration events, and hence to hide such events from voters and coercers alike. While conceivable, such a design choice appears to have severe negative consequences for transparency in general, and in particular for ensuring that voters have any realistic defense for the impersonation attack scenarios discussed above. In particular, such a secret-registration design places registration events in a fundamentally non-transparent context in which there appears to be no conceivable way for the voter, or anyone else, to notice that an improper registration event has occurred. Voters must individually, and at large, simply trust that registration officials never attempt to register on behalf of voters in order to steal their real credentials and silently manipulate the vote, potentially at scale.

While we are obviously concerned with coercion resistance, that being the focus of this paper, we do not believe the threat of coercion is common or important enough, in almost any conceivably-realistic election environment, to justify the transparency cost of making it even potentially feasible for a corrupt registration authority to impersonate their own voters at scale without detection.

J.4.1 Coercion to abstain from e-voting. Given the impracticality of hiding e-voting registration events as discussed above, this leaves us with the issue that a long-term coercer can demand that a voter refrain from registering for e-voting at all, and simply watch the public registration

log to ensure the voter complies. This perhaps-unavoidable weakness does not mean that a long-term coercer can force the voter to abstain from *voting*, however.

As discussed in Appendix B, in most realistic scenarios, e-voting via VoteGral would normally be deployed alongside at least one other “baseline” voting channel such as in-person voting. With proper coercion-resistant cross-channel integration, a long-term coercer who successfully forbids a voter from ever registering for e-voting denies the voter only *the convenience of e-voting*, forcing the voter instead to vote in-person for example. This can still be a problem if the coerced voter cannot readily travel to an in-person voting site any time within the voting period, of course – but this is an existing problem that e-voting at least does not make worse.

In a hypothetical future government wishing to go “all-digital” – as Estonia seems to aspire to – we might envision e-voting at some point being the *only* available voting channel. In such an environment, successful coercion to abstain from registering for e-voting would indeed by default translate into coercion to abstain from voting at all. In such an all-digital environment, however, one potentially-realistic mitigation would be to make e-voting registration mandatory. Citizens would be expected and required to maintain valid e-voting credentials, regardless of whether or how they use them to vote. Periodic mandatory renewal of e-voting credentials might in principle be simply part of an occasional mandatory in-person “citizenship checkup”: e.g., an opportunity for the government to verify that the voter is still alive, at the very least, to provide a safe opportunity to report coercion attempts or other issues that might arise, and to renew other identity documents at the same time. If a governmental call to renew e-voting credentials is treated similarly to a call to mandatory jury duty, then even a long-term coercer must allow the voter to go renew occasionally, or else risk government officials coming to check on the voter and detecting the long-term coercion in the process.

K Management and storage of credentials

The focus of this paper is on TRIP, the e-voting registration stage in VoteGral: in particular the printing of real and fake paper credentials to be activated later on any device(s) the voter trusts. Once a credential has been activated on a particular device, the long-term storage and management of that credential, potentially across several subsequent elections until the credential expires, is an important security and usability challenge beyond the scope of this paper. Nevertheless, we briefly discuss here some general considerations for the secure storage and lifecycle management of credentials.

K.1 Credential storage lifecycle

The advantage of using voting credentials that are stored on the voter’s device is convenience and cost reduction, for both the registrar and the voter, compared to issuing devices, such

as smart cards. However, we cannot presume that voters will keep the same device for extended periods (e.g., years), unlike other government materials such as passports. Fortunately, since the private voting materials are digitally stored on the voter’s device, they can easily be transferred over to a new device using NFC or QR codes. This raises an obvious question, however: what if the voter loses their device?

Re-registration. The simplest solution is for voters to re-register for a new set of credentials. This approach obviously imposes some inconvenience on voters, however.

Cloud Storage. Another approach is to back up all voting data onto a cloud service [119]. Voters would then only need to authenticate with the cloud service to retrieve their voting credential. This method is vulnerable to single points of failures, however, including the potential compromise of the cloud provider or phishing attacks targeting the voter.

Threshold solutions. A third approach involves using threshold solutions via secret sharing [136] to entrust voting materials to a set of trustees: i.e., people trusted by the voter, such as friends and family. This method allows a voter to back up their credentials without depending on any single third party. To retrieve their backed-up credential, the voter must collaborate with a threshold of their trustees to gather the necessary shares on a new device. No single trustee can act maliciously, as each trustee holds only a share of the voter’s voting materials, which is completely useless in itself. However, this solution is not as convenient compared to using a cloud provider and may face reliability challenges [72, 133]. User studies on social recovery mechanisms therefore represent important future work, which could provide insight into whether social recovery is suitable for this purpose.

K.2 Management of multiple credentials

If a voter decides to store multiple credentials on the same device, this raises the question of how the user can securely and properly access their intended credential.

Security Questions. One possible method for securing credentials is the use of security questions. A user could link each credential to a specific security question, simplifying access without the need to remember complex passwords. Alternatively, different answers to the same security question could also reveal a specific credential. However, security question-based solutions are known to be susceptible to social engineering attacks [20].

Passwords. Another approach is to link a credential with a password. While passwords are generally high-entropy alphanumeric strings, remembering multiple complex passwords can be challenging for voters and may negatively impact the usability of the system [59].

PINs. PINs are also possible but are composed of a small number of digits, making them lower in entropy and, therefore, less secure than passwords. Furthermore, having to remember several PINs could still be cumbersome for voters [45].

Some applications like Signal require users to re-enter their PIN periodically to keep them from forgetting it.

L Side-channel attacks and defenses

While side-channel attacks are beyond this paper’s scope and threat model in general, we acknowledge that they represent important and potentially-realistic threats in practice.

The most privacy-sensitive stage of TRIP’s registration process is of course the time the voter spends in the privacy booth to print their real and fake credentials. A variety of side-channel attacks could compromise the privacy that the booth is intended to afford. We briefly discuss a few such potential side-channel attack vectors below, together with some potential mitigations. This list is by no means comprehensive, however, and any systematic treatment of side-channel attacks we leave to future work.

In general, a coercer need only learn the precise *number of credentials* that the coercer’s victim creates in the privacy booth. Given precise knowledge of this number, the coercer can simply demand that the victim hand over exactly that number of credentials after registration, and will know that one of these credentials must be the victim’s real credential, even if it is not obvious which one that is. The coercer can simply vote the same way with all of the victim’s credentials, knowing that whichever one is real will cast a vote that counts. Some of the discussion below therefore focuses on side-channel attacks that might give a coercer precise knowledge about the number of credentials created by a voter inside the booth.

For further reference, a broader survey on side channels may be found in [89].

Recording. Perhaps the most-realistic side-channel attack against the privacy of TRIP credential printing is the direct analog of the “ballot selfie” attack against privacy booths used for in-person voting: i.e., voters might be coerced to use recording devices in the privacy booth. We discuss this threat vector and potential mitigations more extensively in Appendix I.

Timing. A coercion adversary C might be able to infer the number of credentials a voter creates by analyzing the duration spent in the booth. Kiosks might introduce a random, artificial delay during credentialing to counteract this threat, making the adversary’s estimations more challenging. This delay might appear during screen changes, or a static “Please wait...” message without any underlying activity. Further, kiosks could enforce, for each voter, a minimum random number of fake credentials.

Sound. The noise generated by TRIP’s credential printer might expose the of precise number of credentials a voter creates, if the coercer is near enough to hear the printer noise. To mitigate this side-channel threat, we suggest minimizing printer sounds using a low-noise printer. Designing privacy booths as separate rooms with a degree of soundproofing

could provide a stronger defense against sound-based attacks, at a significantly higher construction cost of course. Additionally, introducing a noise simulation device might help mask the origin of the sound.

Electromagnetics. A coercer located nearby might use more sophisticated scanning technology to detect electromagnetic leakage from the kiosk the victim is using, or to “see through” the privacy booth’s protection in other ways. Privacy booths could in principle be TEMPEST-shielded to protect against such attacks [47], but we doubt the cost of such defenses will be seen as justified by hopefully-rare coercion threats in most cases. As pointed out in Appendix I.2, however, some sites where we envision TRIP might be deployed – such as at embassies or military bases for the use of expatriates and military personnel, for example – might already have suitable areas with stronger side-channel protections, thus reducing the incremental cost of stronger defenses.

M Formal voting and tallying protocol

In this section, we present the voting and linear-time tallying protocol used within Votebral. The key idea follows Koenig et al.’s work [82] to admit only ballots cast with registrar-issued credentials, which enables the removal of fake ballots in linear time using deterministic tags computed after a publicly verifiable shuffle. This design is a natural fit with TRIP: the kiosk issues a finite set of credentials per voter, and issued credentials are generated independently, which allows us to retain the performance benefits of deterministic tags while preserving coercion-resistance against algebraic-relation attacks [82, 112, 142, 153].

M.1 Overview

Many JCJ-style schemes remove duplicates—ballots cast with the same credential—and fake ballots using plaintext-equivalence tests (PETs) once the voting phase is complete [1, 27, 75, 134]. As a result of this design choice, removing duplicates in these schemes is quadratic in the number of cast ballots, and real-credential membership testing is linear in the number of voters per remaining ballot. These costs are evident in Civitas [27], where tallying latency quickly becomes impractical as the ballot count increases (§7.4).

In Votebral, since voters obtain their finite set of real and fake credentials during registration, we can enforce a rule that only registrar-issued credentials are admissible for casting ballots. Concretely, the ledger maintains a credential sub-ledger \mathbb{L}_C of all kiosk-issued credential public keys; voters’ VSDs can easily verify that their credential’s public key c_{pk} is present on \mathbb{L}_C . A ballot is accepted only if $c_{pk} \in \mathbb{L}_C$, includes a valid signature under the corresponding secret key and is the first ballot posted under c_{pk} for the election. After voting closes, the election authority runs a publicly verifiable shuffle [101], computes deterministic tags on the

Vote($\mathbb{L}, c, \mathbb{A}_{pk}, \beta, M$)		
VSD ($((G, q, g), \mathbb{L}, \mathbb{A}^{pk}, V_{id}, c, M, \beta)$		
1 :	$c'_{pc} \leftarrow L_R[V_{id}]; c'_{pc} \stackrel{?}{=} c_{pc}$	% Latest registration match?
2 :	$c_{pk} \in \mathbb{L}_C$	% Voter credential listed?
3 :	$E_{ot} \leftarrow \text{EG.Enc}(\mathbb{A}^{pk}, \beta)$	% Encrypt vote option
4 :	$E_{cr} \leftarrow \text{EG.Enc}(\mathbb{A}^{pk}, c_{pk})$	% Encrypt credential
5 :	$\pi_{ot} \leftarrow \text{NIZK}\{\beta : E_{ot} = \text{EG.Enc}(\mathbb{A}^{pk}, \beta)\}$	% Well-formed vote option
6 :	$\wedge \beta \in M\}$	
7 :	$\pi_{cr} \leftarrow \text{NIZK}\{c_{sk} : E_{cr} = \text{EG.Enc}(\mathbb{A}^{pk}, g^{c_{sk}})\}$	% Credential binding
8 :	$\wedge c_{pk} = g^{c_{sk}}\}$	
9 :	$\sigma_{ot} \leftarrow \text{Sig.Sign}(c_{sk}, E_{ot} \ E_{cr} \ \pi_{ot} \ \pi_{cr})$	% Ballot authentication
10 :	$B \leftarrow (c_{pk}, E_{ot}, E_{cr}, \pi_{ot}, \pi_{cr}, \sigma_{ot})$	% Store ballot
11 :	$\mathbb{L}_V \leftarrow B$	% Post ballot

Figure 19. Voting The voter encrypts their choice and their credential, proves the encryption of their choice and their credential is well-formed, and signs and posts the ballot.

encrypted credential components from both the registration roster \mathbb{L}_R and the accepted ballots on \mathbb{L}_V , and then performs a set-join on tags, thereby retaining exactly those ballots whose credentials appear on the roster, achieving linear-time filtering [82, 142, 153].

Deterministic tags are vulnerable to coercion if an adversary can inject algebraically-related credentials (e.g., σ, σ^a), allowing the adversary to test later for the same relation post-shuffle [112]. In Votebral, however, all admissible credentials are issued by the kiosk and independently sampled, and the kiosk is trusted for coercion resistance, so an adversary cannot cast admissible ballots using specially-related keys not authorized by the election authority’s kiosks.

M.2 Voting Scheme

When casting a vote (Fig. 19), the VSD first verifies that the public credential on the device still remains the voter’s public credential on the ledger; this confirms that the credential is part of the voter’s latest registration session. If successful, it prepares the ballot by ElGamal encrypting the voter’s chosen vote β along with the credential selected by the voter c_{pk} . Furthermore, the VSD constructs NIZK proofs to prove correctness for both ElGamal encryptions. Finally, the VSD digitally signs the ballot with the credential’s corresponding private key to form the ballot. When the ledger receives this ballot, it verifies that $c_{pk} \in \mathbb{L}_C$, the digital signature is valid, the NIZK proofs are valid and that this is the first ballot containing c_{pk} in this election.

M.3 Tally.

We adopt Tally from the TRIP API and focus on computing the tally X and publishing a proof bundle P .

Inputs. From \mathbb{L}_R , \mathbb{A} collects roster ciphertexts

$$C^r = (c_{pc,1}, \dots, c_{pc,n_V})$$

where each $c_{pc,i}$ encrypts a public key $c_{pk,i}$ —the real credential.

From \mathbb{L}_V , \mathbb{A} collects accepted ballots as pairs

$$(C^v, V) = ((c_1, \dots, c_b), (v_1, \dots, v_b))$$

with $c_j = E_{cr}$ and $v_j = E_{ot}$.

Verifiable mixnet. Each member in \mathbb{A} then runs a publicly verifiable mixnet to unlink inputs from outputs while preserving within-ballot associations [10, 101]:

$$C_s^r = \text{Mix}(C^r), \quad (C_s^v, V_s) = \text{MixK}(C^v, V)$$

Deterministic tags. Over the shuffled ciphertexts, \mathbb{A} collectively computes deterministic tags for each ballot credential with publicly verifiable proofs [57, 153]:

$$C_t^r \leftarrow \text{Tag}(C_s^r), \quad C_t^v \leftarrow \text{Tag}(C_s^v)$$

Tags are equal if and only if the underlying plaintext (public keys) are equal.

Linear-time join. Let $J = \{j \mid C_t^v[j] \in C_t^r\}$. Keep exactly the matched vote ciphertexts:

$$V_r = \{V_s[j] : j \in J\}$$

Because each voter contributes exactly one entry in \mathbb{L}_R and \mathbb{L}_V accepts at most one ballot per credential, every real-credential ballot is kept once, and any ballot cast using a credential not in \mathbb{L}_R is discarded.

Decryption and proof bundle. \mathbb{A} finally verifiably decrypts V_r to obtain plaintext votes V_d as the final tally X . The bundle P consists of the mixnet proofs, tags and tag-computation proofs, and the decryption proofs.

Finally, A verifiably decrypts V_r as V_r^d using distributed ElGamal decryption protocol, which also generates zero-knowledge proofs that vote v_i is the correct decryption of $V_{r,i}^d$.

M.4 Related Work

Koenig et al.[82] first proposed the approach of admitting only ballots cast with registrar-issued credentials to prevent ledger flooding and enable linear-time filtering using the deterministic-tag techniques inspired by earlier works [142, 153]. Their design, however, involves participation from the talliers during the voting phase to filter out duplicates and reject non-issued credentials. In contrast, Votebral does not rely on talliers being online during the voting phase because each ballot carries c_{pk} in the clear and must satisfy $c_{pk} \in \mathbb{L}_C$ with a valid signature under c_{pk} , allowing the ledger to reject duplicates and inadmissible ballots. This operational difference is important for real deployments where at least one tallying component is air-gapped to harden privacy guarantees [116].

M.5 Standing Votes

This scheme supports standing votes for voters facing extreme coercion – those unable to obtain unsupervised access to any trustworthy device for voting, or who are subject to

Component	Go	Python	C	PHP	Total
TRIP-Core	1876	0	0	0	1876
TRIP-Peripheral	757	0	0	0	757
TRIP-UI	0	2901	0	1408	4309
Votegral-Tally	1816	0	424	0	2240
Total	4449	2901	424	1408	9182

Table 4. Lines of code across Votegral sub-systems. C code in Votegral-Tally is to integrate with a Bayer Groth Shuffle C library [33]

a thorough physical search by a coercer immediately after registration. During registration, a voter under extreme coercion may delegate their voting rights by selecting a political party on the kiosk. The kiosk then encrypts the political party’s public key as the voter’s public credential tag:

$$c_{pc} = \text{EG.Enc}(\mathbb{A}^{pk}, c_{pk}^P)$$

The voter then leaves the booth holding only fake credentials. At election time, each party P casts exactly one ballot under c_{pk}^P . During tallying, after mix and tag computation, the tag-join retains the party’s ballot with a multiplicity equal to the number of delegations to P . For auditability, the authority also decrypts the credential component of the unique party ballot and proves that the revealed key belongs to the political party, allowing delegating voters to check that the party voted as publicly stated.

Coercion-evidence. Standing votes can provide an aggregate, privacy-preserving signal of coercive pressure: the number of standing votes cast for each party is revealed at the end of the election, without identifying which voters delegated. This signal helps inform the electorate about the prevalence of coercion and vote-buying, and therefore could introduce policy responses aimed at reducing such undue influence; this is in line with the notion of coercion-evidence [64].

N Prototype implementation code size

As a rough proxy metric for implementation complexity, we present in Table 4 a breakdown of the code size of the current prototype implementation. The components are as follows:

- **TRIP-Core:** This component contains the core logic and cryptographic operations as outlined in Appendix E.
- **TRIP-Peripheral:** This component includes the logic required for creating and processing QR codes as well as operating peripheral devices for §7.1 and §7.2.
- **TRIP-UI:** This component includes the user interface logic for the usability study, featuring a web server for managing the user survey and the user interface definitions.
- **Votegral-Tally:** This component comprises the logic and cryptographic operations detailed in Appendix M.

The TRIP-Core and TRIP-Peripheral components are the ones used in this paper for evaluation of user-observable delays in §7.2. The TRIP-Core and Votegral-Tally components are the ones primarily used in our evaluation of the computational efficiency of the “end-to-end” registration, voting, and tallying process described in §7.3. The TRIP-UI component contains our prototype registration user interface; it is currently used only in the companion usability study [94] and is not yet integrated into the rest of the TRIP and Votegral prototype that this paper focuses on.

O Project and paper-submission history

We briefly summarize here the development, writing, and submission history of this paper. Although not customary, we feel that disclosing such a summary may help serve research transparency in general, and we hope might in particular help future researchers (e.g., new PhD students) facing the challenges and frustrations of carrying out and publishing high-quality research, especially research crossing multiple domains such as systems, security/privacy, and usability.

This work commenced in fall 2020, coincident with the first author’s entry into EPFL’s PhD program. The system’s basic concept, initial prototype, and first submission-ready paper were complete by spring 2021. The peer review and publication process, however, involved six unsuccessful submission and revision cycles over the next four years, before being finally accepted only in this seventh cycle. We outline below these submission cycles and the main reasons for each rejection based on our reading of the peer review feedback, followed by a few lessons we learned in the process.

April 2021 submission to IEEE S&P ’22, 5 reviews: The reviewers found the idea interesting and promising, but were concerned with the lack of systematic evidence of usability or formal security proofs. This motivated our first usability study of the system, and our formal security analysis included in subsequent submissions. Reviewers were also unconvinced of the system’s novelty over JCJ [75], which we addressed with rewrites to clarify the areas of novelty.

October 2021 submission to USENIX Security ’22, 5 reviews: Reviewers were glad to see usability results, but were understandably concerned that our first user-study population, 41 PhD students at EPFL, was insufficiently diverse. This motivated our subsequent 150-participant usability study. Other reviewers were unconvinced that the work achieved coercion resistance, due to misunderstandings of the threat model and design, leading us to major rewrites for clarity. One reviewer again perceived limited novelty over JCJ.

February 2023 submission to USENIX Security ’23, 5 reviews: Reviewers were unconvinced that voters could distinguish their real and fake credentials or could use them effectively for voting, and had concerns with the use of printed envelopes for IZKP challenges. One reviewer perceived a lack

of novelty over Civitas [27] and MarkPledge [3]. Our conclusion was that we could not adequately cover both the system and the usability details in the space available in one paper, leading us to split the latter into a separate paper [94].

August 2023 submission to IEEE S&P '24, 4 reviews: This submission received three “Accept” ratings and only one “Weak Reject”, but the reviewers rejected the submission on the grounds that the threat model, election setup processes, and novelty over JCJ were still not sufficiently clear. By this time we had identified a clear pattern that security/privacy reviewers tend to focus primarily on the system’s cryptographic design and novelty, despite our attempts to emphasize clearly and explicitly that this work’s focus and novelty is not cryptographic but in its systems-design and usability elements. This tendency is understandable in retrospect because most of the closely-related prior-work precedents are cryptography-focused [3, 27, 75].¹⁴ This pattern led to our decision to retarget the work towards systems venues, where we hoped to find reviewers more interested in the work’s more central and novel systems contributions.

April 2024 submission to SOSP '24, 7 reviews: As we had hoped, the reviewers expressed more general appreciation for the work’s “end-to-end” systems-design elements and less concern over cryptographic novelty. Due to the extreme space pressures of attempting to convey the big picture, explain the system’s entire e-voting pipeline, and address all the past reviewers’ concerns, however, as the SOSP reviewers pointed out, we had pushed too many of the technical details into appendices and left the main paper too high-level and insufficiently detailed or standalone. This led to another major rewrite to the main text, to summarize the additional level of technical detail in the limited space available. The reviewers “also felt it would be better for the authors to wait to submit this paper until the companion paper describing the user study had been published.” The usability paper had in fact been accepted for publication in March 2024 but was not yet in its final published form.

December 2024 submission to OSDI '25, 5 reviews: This submission’s reviews were positive overall and indicated that we had finally succeeded in making the main paper sufficiently clear and standalone to convince the reviewers of the technical correctness and general value of the work’s contributions. Some reviewers were concerned with the paper’s fit for OSDI, however, and whether “there were significant systems innovations or ideas that could be widely applicable

to other systems.” This was a particular concern to reviewers due to a new “Submission Scope and Relevance” clause that had been added to OSDI’s call for papers just that year. As a result, the paper was rejected on the basis of these scope concerns. This led us to expand the discussion of potential broader systems impact in the introduction and the new Appendix A in the next and final submission.

April 2024 submission to SOSP '25, 5 reviews: As with OSDI '25, the reviewers again generally accepted the work’s technical correctness and merit, while again expressing concerns over whether a systems conference was the best fit. We are enormously grateful to SOSP’s reviewers and organizers for maintaining SOSP’s long tradition of taking “a broad view of systems” and accepting this paper despite these scope and fit concerns. We hope that SOSP will continue to accept high-quality research outside of the usual systems topics.

In summary, we set out in 2020 on a systems-security research project that incorporated some usability-motivated design elements. We learned over subsequent years the lessons that (a) we needed to do (multiple) user studies, and ultimately a separately-published paper, to convince reviewers of the system’s plausible usability and render the main systems paper publishable; and (b) we needed to shift from targeting security/privacy towards systems venues to escape the apparent expectation that all e-voting work must have cryptographic novelty, and to find reviewers willing to focus on the work’s systems and usability contributions. Given the still-present concerns over this work’s systems fit, however, it is unclear even to us where this work ideally “belongs”; we leave that open question to the community.

¹⁴We have heard anecdotally from colleagues that even in venues narrowly scoped around e-voting, such as E-Vote-ID, it can be difficult to publish e-voting papers that are not cryptography papers. This experience raises the question: does the field of cryptography in effect “own” the topic of e-voting? How many other application areas across computer science are effectively “owned” by particular sub-fields, to the degree of making it difficult or impossible to publish research on that application outside of the sub-field traditionally most interested in that application?