

Learning Reward Models for Cooperative Trajectory Planning with Inverse Reinforcement Learning and Monte Carlo Tree Search

Karl Kurzer¹, Matthias Bitzer² and J. Marius Zöllner³

Abstract—Cooperative trajectory planning methods for automated vehicles, are capable to solve traffic scenarios that require a high degree of cooperation between traffic participants. In order for cooperative systems to integrate in human-centered traffic, it is important that the automated systems behave human-like, so that humans can anticipate the system’s decisions. While Reinforcement Learning has made remarkable progress in solving the decision making part, it is non-trivial to parameterize a reward model that yields predictable actions. This work employs feature-based Maximum Entropy Inverse Reinforcement Learning in combination with Monte Carlo Tree Search to learn reward models that maximizes the likelihood of recorded multi-agent cooperative expert trajectories. The evaluation demonstrates that the approach is capable of recovering a reasonable reward model that mimics the expert and performs similar to a manually tuned baseline reward model.

I. INTRODUCTION

Reinforcement Learning (RL) based approaches frequently make use of manually specified reward models [1], [2]. In environments where systems need to interact with humans it is important that their decisions are comprehensible and predictable. As the complexity of the reward model rises the manual parametrization of the same to generate a desired behavior becomes quickly infeasible. In the case of driving it is clear that various features have an influence on the reward of any given trajectory [3]. While tuning the weighting of features to create the desired behavior in a diverse set of scenarios is tedious and error-prone, Inverse Reinforcement Learning (IRL) has proven to be able to recover the underlying reward model from recorded trajectories that demonstrate expert behavior in areas such as robotics and automated driving [4]–[8].

This work builds on an existing cooperative trajectory planning algorithm [9] to generate expert trajectories. Its contribution is a system that conducts Guided Cost Learning (GCL), a sampling-based Maximum Entropy Inverse Reinforcement Learning method with Monte Carlo Tree Search (MCTS) to efficiently solve the forward RL problem in a cooperative multi-agent setting. The evaluation compares a linear as well as nonlinear reward model to a manually designed reward model. It can be shown that the performance of the learned models is similar or better than the tediously

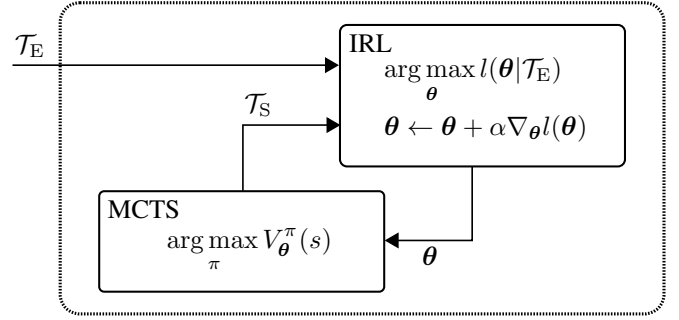


Fig. 1: Overview of the System: At first an initial set of expert trajectories \mathcal{T}_E is generated. Then the cooperative trajectory planning algorithm computes a set of sample trajectories \mathcal{T}_S using the randomly initialized reward model. Next, using the \mathcal{T}_E and \mathcal{T}_S the likelihood of the parameters θ given the expert trajectories is increased using gradient ascent. The process repeats with the cooperative trajectory planning algorithm sampling new trajectory samples until convergence.

tuned baseline. An overview of the system is depicted in Fig. 1.

II. RELATED WORK

While the task in RL is the deduction of an optimal policy from interactions of an agent with the environment on the basis of a reward model [10], see (6), the opposite is the case for IRL. Here, the task is to infer the underlying reward model that the optimal policy aims to maximize [4]. Since the reward model is the most succinct and transferable description of an agents behavior [5], a close approximation of the underlying reward model will yield a behavior that is similar to the behavior that results from the optimal policy, i.e. the expert behavior.

Early work in IRL performed feature matching, rather than estimating the true underlying reward function [5] to learn driving styles in a discrete driving simulator. More recently driving styles are learned using continuous trajectories and action spaces [7], including additional features that impact driver preference [3].

Wulfmeier et al. demonstrate the effectiveness of learning nonlinear reward models building on Maximum Entropy IRL [6] using Deep Neural Networks [11], which they extended to learning cost maps for path planning from raw sensor measurements [8].

Further improvements in the approximation of the partition function and the efficiency of IRL in combination with RL have been proposed by Guided Cost Learning [12].

¹Karl Kurzer is with the Institute of Applied Informatics and Formal Description Methods, Karlsruhe Institute of Technology, 76131 Karlsruhe, Germany karl.kurzer@kit.edu

²Matthias Bitzer is with the Bosch Center for Artificial Intelligence, Robert Bosch GmbH, 70839 Gerlingen-Schillerhöhe, Germany matthias.bitzer@bosch.de

³J. Marius Zöllner is with the Institute of Applied Informatics and Formal Description Methods, Karlsruhe Institute of Technology, 76131 Karlsruhe, Germany marius.zoellner@kit.edu

Through an adaptation of the IRL procedure the method yields both a cost function as well as policy given expert demonstrations using sampling-based methods. In addition even more efficient one-shot sampling methods have been proposed [13].

In contrast to prior work, the following work learns both a linear as well as a nonlinear reward model that are integrated in a cooperative multi-agent trajectory planning algorithm using a continuous action and state space.

III. PROBLEM STATEMENT

The policy

$$\pi = \pi(a | s) \quad a \in \mathcal{A}(s) \quad (1)$$

is a probability distribution over actions conditioned on states. The trajectory

$$\tau = (s_0, a_0, s_1, a_1, \dots, s_T) \quad (2)$$

defines a path through an MDP. Using these definitions a policy over trajectories

$$\rho(\tau) = \rho(s_0, a_0, s_1, a_1, \dots, s_T) = \prod_{t=0}^{T-1} \pi(a_t | s_t) \quad (3)$$

can be defined assuming a deterministic start state distribution and transition model. The return

$$G_{\theta}(\tau) = \sum_{(s_t, a_t) \in \tau}^T \gamma^t \mathcal{R}_{\theta}(s_t, a_t) \quad (4)$$

of a trajectory τ equals its accumulated discounted (γ) reward at time step t , taking action a_t in state s_t [10]. The value function of a policy π for an MDP with a reward model parameterized by θ is the expectation of the return of trajectories sampled from that policy,

$$V_{\theta}^{\pi}(s) = \mathbb{E}_{\tau \sim \rho} [G_{\theta}(\tau)]. \quad (5)$$

While the forward RL problem is solved by finding the optimal policy

$$\pi^*(a | s) = \arg \max_{\pi} V_{\theta}^{\pi}(s), \quad (6)$$

the inverse RL problem is solved by finding the parameters θ so that,

$$V_{\theta}^{\pi_E}(s) \geq V_{\theta}^{\pi}(s) \quad \forall \pi \in \Pi, \quad (7)$$

with π_E being the expert policy as part of the policy space Π .

This work aims to learn the parameters θ of a reward model for cooperative trajectory planning, so that the optimal trajectories of the planning algorithm are similar to the demonstrated expert trajectories, i.e. that the expert policy yields the highest state value of all policies given the parametrization of the reward model (7).

IV. APPROACH

To learn a reward model from expert demonstrations, so that the behavior sampled from the optimal policy based on this reward model resembles the expert demonstrations, IRL is used. Concisely, this work makes use of a cooperative trajectory planning algorithm based on MCTS [9] and Maximum Entropy Inverse Reinforcement Learning [6], yielding a system that is similar to Guided Cost Learning [12].

The MCTS is used to solve the (forward) RL problem, i.e. finding the optimal policy/action given a reward model and generating near optimal trajectory samples \mathcal{T}_S for that policy. Using these trajectories in combination with the expert trajectories \mathcal{T}_E Maximum Entropy Inverse Reinforcement Learning is used to conduct a gradient ascent step increasing the likelihood of the parameters θ given the expert trajectories, (25), (26), see Fig. 1.

While the trajectory planning algorithm explicitly encodes interaction between agents, the IRL procedure treats the resulting trajectories as if they would stem from a single agent MDP, with other agents being part of the environment. On the one hand this has the advantage that the resulting reward model is more robust towards changes in the number of agents; on the other hand it has the drawback of a non-stationary environment, as changes in the reward model (after each gradient ascent step of the IRL procedure) change the behavior of all agents, potentially destabilizing the training process [14]. However, this was not found to be the case in this work.

A. Solving the Forward RL Problem

Most IRL algorithms require a method that evaluates the current parameters of the reward model within the algorithm (i.e. finding an optimal policy given the current reward model). For complex tasks where finding a solution to the forward RL problem is hard, IRL can quickly become impractical [12], [13]. The task of finding an optimal policy for any given MDP is usually much harder, than finding an optimal action (or trajectory) for the same MDP given a specific state (learning vs. planning) [10]. The MCTS-based cooperative trajectory planning algorithm [9], is thus especially useful in the IRL setting, as it generates near-optimal trajectories for arbitrary reward models quickly. Thus, this work employs said algorithm to solve the forward RL problem.

B. Reward Model

The reward model is a central part of an RL system, as the goal of RL is to maximize the cumulative discounted reward by finding the optimal policy [10].

Initially IRL applied solely linear reward models, that are represented as a linear combination of features $\phi(s, a)$ and parameters θ (17) [5]. However, especially for larger RL problems, linear reward models have been outperformed by nonlinear reward models such as neural networks [11], [12]. This work uses both a linear reward model, as well as a nonlinear reward model in the form of a neural network.

1) *Features*: Similar to many other planning methods, the cooperative trajectory planner assumes a desired lane l_{des} as well as a desired velocity v_{des} for each agent [3]. State and action dependent features $\phi(s, a)$ are scalar values that consider specific characteristics of a state and action. Each feature is evaluated for each time step t of the trajectory.

$$\phi(\tau) = \frac{1}{T} \sum_{(s_t, a_t) \in \tau} \phi(s_t, a_t). \quad (8)$$

The parameters θ are identical for all agents, however features are not. All features are normalized to lie between $[-1, 1]$ for the length T of a trajectory τ . The feature for the desired lane is defined as

$$\phi_{\text{desLane}}(\tau) = \frac{1}{T} \sum_{(s_t, a_t) \in \tau} \max(1 - |l_t - l_{\text{des}}|, -1), \quad (9)$$

encouraging the agent to drive on the desired lane. A deviation from the desired velocity v_{des} larger than 10% results in a negative feature value,

$$\phi_{\text{desVelocity}}(\tau) = \frac{1}{T} \sum_{(s_t, a_t) \in \tau} \max\left(1 - 10 \left| \frac{v_t}{v_{\text{des}}} - 1 \right|, -1\right). \quad (10)$$

Similarly, deviating more than a quarter of the lane width l_{width} from the lane center l_{center} yields a negative feature value,

$$\phi_{\text{laneCenter}}(\tau) = \frac{1}{T} \sum_{(s_t, a_t) \in \tau} \max\left(1 - \frac{|l_{\text{center}} - y_t|}{l_{\text{width}}/4}, -1\right). \quad (11)$$

To avoid excessive accelerations a proxy value for the acceleration a of an action is determined,

$$c_{\text{acceleration}} = \frac{1}{g} \sqrt{\frac{\int_t^{t+\Delta T} (a(t))^2 dt}{\Delta T}}. \quad (12)$$

If this value is larger than an eight of the gravity g , the feature turns negative,

$$\phi_{\text{acceleration}}(\tau) = \frac{1}{T} \sum_{(s_t, a_t) \in \tau} \max\left(1 - \frac{c_{\text{acceleration}}}{g/8}, -1\right). \quad (13)$$

In addition, the following binary features are defined for trajectories that either result in collisions (14), invalid states (i.e. an agent drives off the road) (15) or invalid actions (16) (i.e. an agent executes a physically impossible action). Each of these binary features mark a terminal state.

$$\phi_{\text{collision}}(\tau) = \begin{cases} 1 & \text{if } \tau \in \{\text{collision}\} \\ 0 & \text{if } \tau \notin \{\text{collision}\} \end{cases} \quad (14)$$

$$\phi_{\text{invalid state}}(\tau) = \begin{cases} 1 & \text{if } \tau \in \{\text{invalid state}\} \\ 0 & \text{if } \tau \notin \{\text{invalid state}\} \end{cases} \quad (15)$$

$$\phi_{\text{invalid action}}(\tau) = \begin{cases} 1 & \text{if } \tau \in \{\text{invalid action}\} \\ 0 & \text{if } \tau \notin \{\text{invalid action}\} \end{cases} \quad (16)$$

2) *Linear Reward Model*: The linear reward model is a linear combination of the parameters θ and their respective features $\phi(s, a)$,

$$\mathcal{R}_{\theta}(s_t, a_t) = \theta^{\top} \phi(s_t, a_t). \quad (17)$$

The feature count is normalized using the length of the trajectory. Since each feature is bounded between $[-1, 1]$ the return of a trajectory is bounded between $[-\|\theta\|, \|\theta\|]$.

3) *Nonlinear Reward Model*: To allow for a more complex reward structure, a nonlinear reward model in the form of a fully connected neural network is introduced,

$$\mathcal{R}_{\theta}(s_t, a_t, s_{t-1}) = W_2 \Gamma(W_1 \phi(s_t, a_t, s_{t-1})). \quad (18)$$

It consists of two layers, with parameters W_1 and W_2 respectively. The first layer is followed by a ReLU activation function Γ . The input to the network are the features for the linear model in addition to the values of ϕ_{desLane} , $\phi_{\text{desVelocity}}$ and $\phi_{\text{laneCenter}}$ at the previous time step.

C. Maximum Entropy Inverse Reinforcement Learning

IRL learns the parameters θ of a parameterized reward model \mathcal{R}_{θ} so that the expert policy π_E becomes the optimal policy given the reward model [4].

Instead of requiring access to the expert policy π_E itself, it is sufficient to observe trajectories \mathcal{T}_E that originate from that policy [5].

$$\mathcal{T}_E = (s_0, a_0, s_1, a_1, \dots, s_T) \quad a_t \sim \pi_E(a_t | s_t, \theta) \quad (19)$$

Similarly to the policy π as a distribution over actions (1), a policy ρ as a distribution over trajectories can be defined (3).

A prominent method for IRL is Maximum Entropy Inverse Reinforcement Learning [6], that assumes a probabilistic model for expert behavior. Using the definition of a policy over trajectories (3) Maximum Entropy IRL specifies the distribution over expert trajectories conditioned on the parameters of the reward model

$$\rho_E(\tau) = \frac{e^{G_{\theta}(\tau)}}{Z_{\theta}}. \quad (20)$$

This model implies that the probability of an expert trajectory increases exponentially with its return. With the numerator being the exponentiated return of a trajectory (4) and the denominator the partition function (21), the integral of the exponentiated return of all trajectories.

$$Z_{\theta} = \int e^{G_{\theta}(\tau)} d\tau \quad (21)$$

The likelihood of the parameters θ given the expert trajectories \mathcal{T}_E is defined with

$$L(\theta | \mathcal{T}_E) = \prod_{\tau \in \mathcal{T}_E} \frac{e^{G_{\theta}(\tau)}}{Z_{\theta}}. \quad (22)$$

Applying the logarithm to (22), yields the Log-likelihood

$$l(\theta | \mathcal{T}_E) = \sum_{\tau \in \mathcal{T}_E} (G_{\theta}(\tau) - \log Z_{\theta}), \quad (23)$$

which is proportional to

$$\frac{1}{|\mathcal{T}_E|} \sum_{\tau \in \mathcal{T}_E} G_{\theta}(\tau) - \log Z_{\theta}. \quad (24)$$

The maximization of the Log-likelihood¹ (24) through the parameters θ will result in the parameters that best explain the expert trajectories.

$$\max_{\theta \in \Theta} \frac{1}{|\mathcal{T}_E|} \sum_{\tau \in \mathcal{T}_E} G_{\theta}(\tau) - \log Z_{\theta} \quad (25)$$

Using the gradient of the Log-likelihood in a gradient ascent step, locally optimal parameters can be found (26).

$$\theta \leftarrow \theta + \alpha \nabla_{\theta} l(\theta) \quad (26)$$

Given the equalities $\frac{d}{dx} \ln f(x) = \frac{f'(x)}{f(x)}$ ² and $\frac{d}{dx} e^{f(x)} = f'(x)e^{f(x)}$ ³ the gradient of the Log-Likelihood (27) can be formulated as an expectation (28).

$$\begin{aligned} \nabla_{\theta} l(\theta) &= \frac{1}{|\mathcal{T}_E|} \sum_{\tau \in \mathcal{T}_E} \nabla_{\theta} G_{\theta}(\tau) - \nabla_{\theta} \log Z_{\theta} \\ &= \frac{1}{|\mathcal{T}_E|} \sum_{\tau \in \mathcal{T}_E} \nabla_{\theta} G_{\theta}(\tau) - \frac{\nabla_{\theta} Z_{\theta}}{Z_{\theta}} \\ &= \frac{1}{|\mathcal{T}_E|} \sum_{\tau \in \mathcal{T}_E} \nabla_{\theta} G_{\theta}(\tau) - \frac{\nabla_{\theta} \int e^{G_{\theta}(\tau)} d\tau}{Z_{\theta}} \\ &= \frac{1}{|\mathcal{T}_E|} \sum_{\tau \in \mathcal{T}_E} \nabla_{\theta} G_{\theta}(\tau) - \frac{\int e^{G_{\theta}(\tau)} \nabla_{\theta} G_{\theta}(\tau) d\tau}{Z_{\theta}} \\ &= \frac{1}{|\mathcal{T}_E|} \sum_{\tau \in \mathcal{T}_E} \nabla_{\theta} G_{\theta}(\tau) - \int \rho_E(\tau) \nabla_{\theta} G_{\theta}(\tau) d\tau \end{aligned} \quad (27)$$

$$\nabla_{\theta} l(\theta) = \frac{1}{|\mathcal{T}_E|} \sum_{\tau \in \mathcal{T}_E} \nabla_{\theta} G_{\theta}(\tau) - \mathbb{E}_{\tau \sim \rho_E(\tau)} [\nabla_{\theta} G_{\theta}(\tau)] \quad (28)$$

D. Guided Cost Learning

Guided Cost Learning (GCL) is an algorithm that combines sampling-based Maximum Entropy IRL with RL [12].

Since the partition function (21) can only be calculated for small and discrete MDPs, it cannot be computed for the cooperative trajectory planning problem. GCL circumvents this problem by sampling to approximate it.

It estimates the partition function (21) using the distribution over trajectories generated by a sampling-based method (in this work, the MCTS-based cooperative trajectory planner [9]) (31)). With the ideal proposal density for importance sampling being the distribution that yields the lowest variance [12]

$$\rho_S^*(\tau) \propto e^{G_{\theta}(\tau)}. \quad (29)$$

The key concept of GCL is the adjustment of this sampling distribution to the distribution that follows from the current reward model (20). In order to achieve this within the MCTS,

this work introduces a probabilistic final selection policy named *Softmax Q-Proposal*,

$$\pi_{\text{MCTS}}(a|s_0) = \frac{e^{cQ^{\pi}(s_0, a)}}{\sum_{a \in \mathcal{A}(s_0)} e^{cQ^{\pi}(s_0, a)}}. \quad (30)$$

The numerator is the exponentiated state-action value $Q^{\pi}(s_0, a)$ (i.e. the expected return (4)) of taking action a in root state s_0 over the sum of the state-action values of all explored actions \mathcal{A} in the root state s_0 . The coefficient c can be used to scale the variance of the distribution, its value is determined empirically. Based on (3) this results in the following distribution over trajectories

$$\rho(\tau) = \rho_{\text{MCTS}}(s_0, a_0, s_1, a_1, \dots, s_T) = \prod_{t=0}^{T-1} \pi_{\text{MCTS}}(a_t|s_t). \quad (31)$$

Applying importance sampling (see VI-A) the expectation in (28) can be calculated using the policy $\rho_S(\tau)$ (38),

$$\mathbb{E}_{\tau \sim \rho_E(\tau)} [\nabla_{\theta} G_{\theta}(\tau)] = \mathbb{E}_{\tau \sim \rho_S(\tau)} \left[\frac{e^{G_{\theta}(\tau)}}{\rho_S(\tau) Z_{\theta}} \nabla_{\theta} G_{\theta}(\tau) \right] \quad (32)$$

Further the partition function can be approximated using importance sampling as well (39),

$$\hat{Z}_{\theta} := \frac{1}{|\mathcal{T}_S|} \sum_{\tau \in \mathcal{T}_S} \frac{e^{G_{\theta}(\tau)}}{\rho_S(\tau)}. \quad (33)$$

Substituting the expectation in (28) with (32) as well as the partition function (21) with (33), the final approximation of the gradient can be obtained (34).

$$\begin{aligned} \nabla_{\theta} l(\theta) &= \frac{1}{|\mathcal{T}_E|} \sum_{\tau \in \mathcal{T}_E} \nabla_{\theta} G_{\theta}(\tau) - \mathbb{E}_{\tau \sim \rho_E(\tau)} [\nabla_{\theta} G_{\theta}(\tau)] \\ &= \frac{1}{|\mathcal{T}_E|} \sum_{\tau \in \mathcal{T}_E} \nabla_{\theta} G_{\theta}(\tau) - \mathbb{E}_{\tau \sim \rho_S(\tau)} \left[\frac{e^{G_{\theta}(\tau)}}{\rho_S(\tau) Z_{\theta}} \nabla_{\theta} G_{\theta}(\tau) \right] \\ &\approx \frac{1}{|\mathcal{T}_E|} \sum_{\tau \in \mathcal{T}_E} \nabla_{\theta} G_{\theta}(\tau) - \frac{1}{|\mathcal{T}_S|} \sum_{\tau \in \mathcal{T}_S} \frac{e^{G_{\theta}(\tau)}}{\rho_S(\tau) \hat{Z}_{\theta}} \nabla_{\theta} G_{\theta}(\tau) \end{aligned} \quad (34)$$

Given this form of the gradient the proposed Softmax Q-IRL algorithm (Alg. 1) performs gradient ascent, converging towards the expert behavior. The necessary data sampling routine (Alg. 1 Line 5) is depicted in Alg. 2. It generates the sample trajectories \mathcal{T}_S as well as their policies Π . Here, Υ denotes the number of agents in the respective scenario.

V. EXPERIMENTS

For each of the scenarios a set \mathcal{T}_E of 50 expert trajectories is generated that depict (approximately) optimal behavior. Each trajectory has a length of 10.4 s. While a scenario has a fixed number of agents and obstacles its start state is sampled from a distribution. Explicitly, the longitudinal and lateral position of the agents are sampled from a normal distribution. Further, different random seeds are used to initialize the sampling-based trajectory planning algorithm.

The linear as well as the nonlinear reward model were trained for 2000 gradient steps with a learning rate of 0.0005.

¹in the following the Log-likelihood refers to the proportional Log-likelihood

²Logarithmic derivative

³Exponential derivative

Algorithm 1: Softmax Q-IRL

Input: \mathcal{T}_E
Output: θ
1 $\theta_0 \sim U[-1, 1]$;
2 **for** $i \leftarrow 0$ **to** M **do**
3 $\mathcal{T}_S \leftarrow \emptyset$;
4 **for** $j \leftarrow 0$ **to** N **do**
5 $\mathcal{T}_S, \Pi_S \leftarrow (\mathcal{T}_S, \Pi_S) \cup$
 $\text{generateSamples}(\theta)$;
6 **end**
7 $\widehat{\nabla_{\theta} l(\theta)} = \frac{1}{|\mathcal{T}_E|} \sum_{\tau \in \mathcal{T}_E} \nabla_{\theta} G_{\theta}(\tau) -$
 $\frac{1}{|\mathcal{T}_S|} \sum_{\tau \in \mathcal{T}_S} \frac{e^{G_{\theta}(\tau)}}{\rho_S(\tau) \widehat{Z}_{\theta}} \nabla_{\theta} G_{\theta}(\tau)$;
8 $\theta_{i+1} \leftarrow \theta_i + \alpha \widehat{\nabla_{\theta} l(\theta)}$;
9 **end**
10 **return** θ

Algorithm 2: Sampling of Trajectories and Policies

1 **Function** $\text{generateSamples}(\theta)$
2 $\mathcal{T} \leftarrow \emptyset$; $\Pi \leftarrow \emptyset$; $\rho(\cdot) \leftarrow 1$;
 // sample from the start state
 distribution
3 $s_0 \sim d$;
4 **for** $t \leftarrow 0$ **to** $T-1$ **do**
 // estimate for each action
 explored at the root state
5 $\widehat{Q}(s_t, a_0), \dots, \widehat{Q}(s_t, a_m) \leftarrow$
 $\text{MCTSQEstimate}(\theta, s_t)$;
6 $\pi_{\text{MCTS}}(a|s_t) \leftarrow \frac{e^{c\widehat{Q}(s_t, a)}}{\sum_{a \in \mathcal{A}(s_t)} e^{c\widehat{Q}(s_t, a)}}$;
 // for each agent in the
 scenario
7 **for** $i \leftarrow 0$ **to** $|\Upsilon|$ **do**
8 $a_i \sim \pi_{\text{MCTS}}(a|s_t)$;
9 $\rho(\tau_i) \leftarrow \rho(\tau_i) \pi_{\text{MCTS}}(a_i|s_t)$;
10 $\tau_i \leftarrow \tau_i \cup (s_t, a_i)$;
11 **if** $t = T-1$ **then**
12 $\mathcal{T} \leftarrow \mathcal{T} \cup \tau_i$;
13 $\Pi \leftarrow \Pi \cup \rho(\tau_i)$;
14 **end**
15 **end**
16 $s_t \leftarrow \text{EnvironmentStep}(s_t, a_0, \dots, a_m)$;
17 **end**
18 **return** \mathcal{T}, Π
19 **end**

The absolute performance of the models in comparison to the manually tuned baseline is presented in Tabel I. It can be seen that both models perform well on all scenarios. The nonlinear model outperforms the manually tuned baseline in Sc02 and Sc06, as it does not generate any collisions or invalid trajectories. Further the learned models manage to reach the desired velocity v_{des} in an additional 46 % of the cases, while the desired lane is reached less frequently -5 %. Both models yield a lower mean distance to the expert trajectories than the manually tuned baseline, while only the nonlinear model is consistently better. A Euclidean distance metric is depicted in Fig. 2, it can be seen that the linear as well as the nonlinear model converge towards the expert trajectories.

The visual resemblance of the generated samples to the expert trajectories by the nonlinear reward model can be assessed in Fig. 3.

TABLE I: Absolute Change in Performance: The performances of the linear and nonlinear reward model compared with the manually tuned baseline on the scenarios. With collision, invalid, l_{des} , and v_{des} denoting the fraction of trajectories reaching the feature. $\mu(d)$ and $\sigma(d)$ represent the mean and standard deviation of the Euclidean distance to the k -nearest neighbors ($k = 3$) expert trajectories.

Sc	Model	collision	invalid	l_{des}	v_{des}	$\mu(d)$	$\sigma(d)$
Sc01	linear	0.00	0.00	0.06	0.03	-0.02	0.06
	nonlinear	0.00	0.00	0.07	0.01	-0.04	0.03
Sc02	linear	0.01	0.00	0.31	0.50	-1.56	0.15
	nonlinear	0.00	-0.01	0.09	0.79	-3.58	-0.80
Sc03	linear	0.00	0.00	0.02	0.61	-1.14	-0.25
	nonlinear	0.00	0.00	0.03	0.60	-1.22	-0.35
Sc04	linear	0.00	0.00	-0.20	0.61	-0.49	0.34
	nonlinear	0.00	0.00	-0.11	0.48	-0.40	0.35
Sc05	linear	0.05	0.01	-0.25	0.51	1.54	0.27
	nonlinear	0.00	0.00	-0.17	0.41	-0.38	0.27
Sc06	linear	-0.01	0.00	-0.27	0.58	-0.67	0.42
	nonlinear	-0.01	0.00	-0.15	0.41	-0.76	0.28
Mean	linear	0.01	0.00	-0.06	0.47	-0.39	0.16
	nonlinear	0.00	0.00	-0.04	0.45	-1.06	-0.04

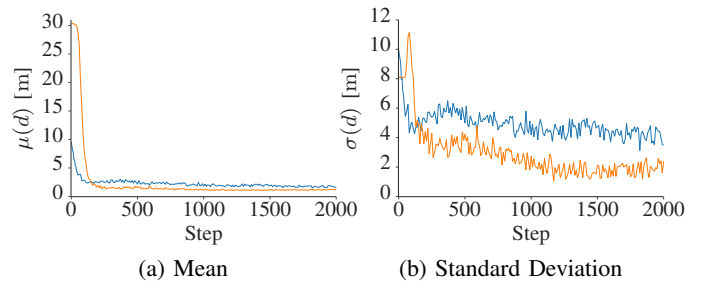
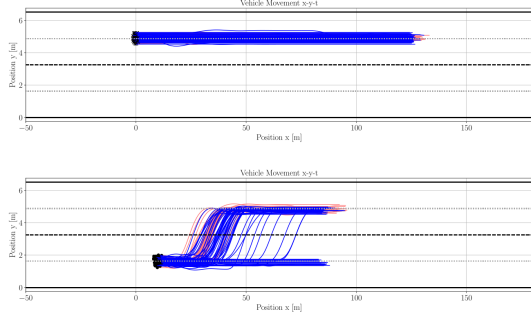
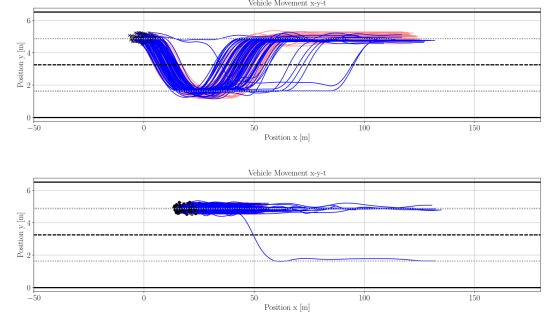



Fig. 2: Distance Mean and Standard Deviation of \mathcal{T}_E and \mathcal{T}_S : The Euclidean distance to the k -nearest neighbors ($k = 3$) expert trajectories over the course of the training for the linear (blue) and nonlinear reward model (orange)



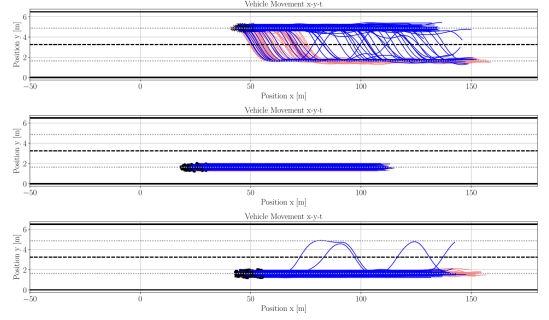
(Sc01) Delaying merge due to approaching vehicle in desired lane



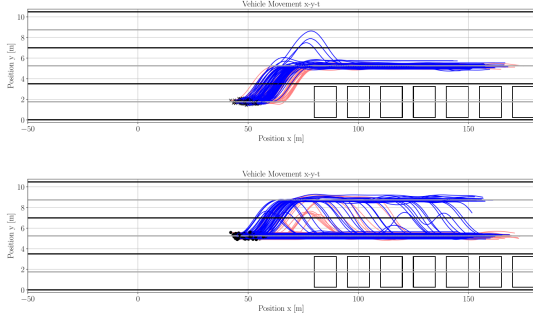
(Sc02) Reacting to approaching vehicle



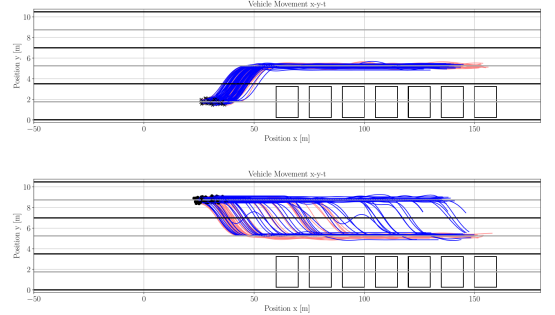
(Sc03) Merging into moving traffic



(Sc04) Merging into moving traffic with prior longitudinal adjustment



(Sc05) Changing lane as other vehicle needs to merge onto lane



(Sc06) Delaying lane change as other vehicle needs to merge first

Fig. 3: Sample Trajectories from the Nonlinear Reward Model: Expert trajectories (red) that are used to learn the parameters of the reward model and the optimal trajectories (blue, after 2000 training steps of the nonlinear reward model)

VI. CONCLUSION

This work combines Maximum Entropy Inverse Reinforcement Learning with Monte Carlo Tree Search to learn reward models for a cooperative multi-agent trajectory planning problem. The efficacy of the MCTS to generate (approximately) optimal samples for arbitrary reward models quickly in combination with the adjustment of the sampling distribution after gradient updates yield reward models that quickly converge towards the experts.

The results indicate that future trajectory planning algorithms that will interact with humans in traffic might not need to rely on experts specifying features and parameters, but rather driving data from expert human drivers.

APPENDIX

A. Importance Sampling

Importance sampling allows to estimate a random variable x following a distribution $p(x)$ by sampling from another distribution $q(x)$ [15].

$$\begin{aligned}\mathbb{E}_{X \sim p(x)}[X] &= \int_{\mathcal{D}} f(x)p(x)dx \\ &= \int_{\mathcal{D}} \frac{f(x)p(x)}{q(x)}q(x)dx \\ &= \mathbb{E}_{X \sim q(x)}\left[X \frac{p(x)}{q(x)}\right]\end{aligned}\quad (35)$$

$$\widehat{\mathbb{E}}_{X \sim p(x)}[X] = \frac{1}{|\mathcal{X}|} \sum_{x \in \mathcal{X}} x \quad \mathcal{X} \sim p(x) \quad (36)$$

$$\widehat{\mathbb{E}}_{X \sim q(x)}[X] = \frac{1}{|\mathcal{X}|} \sum_{x \in \mathcal{X}} x \frac{p(x)}{q(x)} \quad \mathcal{X} \sim q(x) \quad (37)$$

B. Expectation of the Gradient of the Return

$$\begin{aligned} \mathbb{E}_{\tau \sim \rho_E(\tau)} [\nabla_{\theta} G_{\theta}(\tau)] &= \int \nabla_{\theta} G_{\theta}(\tau) \rho_E(\tau) d\tau \\ &= \int \nabla_{\theta} G_{\theta}(\tau) \frac{e^{G_{\theta}(\tau)}}{Z_{\theta}} d\tau \\ &= \int \nabla_{\theta} G_{\theta}(\tau) \frac{e^{G_{\theta}(\tau)}}{Z_{\theta}} \frac{\rho_S(\tau)}{\rho_S(\tau)} d\tau \\ &= \mathbb{E}_{\tau \sim \rho_S(\tau)} \left[\frac{e^{G_{\theta}(\tau)}}{\rho_S(\tau) Z_{\theta}} \nabla_{\theta} G_{\theta}(\tau) \right] \end{aligned} \quad (38)$$

C. Approximation of the Partition Function

$$\begin{aligned} Z_{\theta} &= \int e^{G_{\theta}(\tau)} d\tau \\ &= \int e^{G_{\theta}(\tau)} \frac{\rho_S(\tau)}{\rho_S(\tau)} d\tau \\ &= \mathbb{E}_{\tau \sim \rho_S(\tau)} \left[\frac{e^{G_{\theta}(\tau)}}{\rho_S(\tau)} \right] \\ &\approx \frac{1}{|\mathcal{T}_S|} \sum_{\tau \in \mathcal{T}_S} \frac{e^{G_{\theta}(\tau)}}{\rho_S(\tau)} \end{aligned} \quad (39)$$

ACKNOWLEDGMENT

We wish to thank the German Research Foundation (DFG) for funding the project Cooperatively Interacting Automobiles (CoInCar) within which the research leading to this contribution was conducted. The information as well as views presented in this publication are solely the ones expressed by the authors.

REFERENCES

- [1] P. Wolf, K. Kurzer, T. Wingert, F. Kuhnt, and J. M. Zollner, "Adaptive Behavior Generation for Autonomous Driving using Deep Reinforcement Learning with Compact Semantic States," in *2018 IEEE Intelligent Vehicles Symposium (IV)*. IEEE, jun 2018, pp. 993–1000.
- [2] K. Kurzer, P. Schörner, A. Albers, H. Thomsen, K. Daaboul, and J. M. Zollner, "Generalizing decision making for automated driving with an invariant environment representation using deep reinforcement learning," in *2021 IEEE Intelligent Vehicles Symposium (IV)*, 2021, pp. 994–1000.
- [3] M. Naumann, L. Sun, W. Zhan, and M. Tomizuka, "Analyzing the suitability of cost functions for explaining and imitating human driving behavior based on inverse reinforcement learning," in *2020 IEEE International Conference on Robotics and Automation (ICRA)*, May 2020, pp. 5481–5487.
- [4] A. Y. Ng and S. J. Russell, "Algorithms for inverse reinforcement learning," in *Proceedings of the Twenty-First International Conference on Machine Learning*, ser. ICML '00. San Francisco, CA, USA: Morgan Kaufmann Publishers Inc., 2000, p. 663–670.
- [5] P. Abbeel and A. Y. Ng, "Apprenticeship learning via inverse reinforcement learning," in *Proceedings of the Twenty-First International Conference on Machine Learning*, ser. ICML '04. New York, NY, USA: Association for Computing Machinery, 2004, p. 1.
- [6] B. D. Ziebart, A. Maas, J. A. Bagnell, and A. K. Dey, "Maximum entropy inverse reinforcement learning," in *Proceedings of the 23rd National Conference on Artificial Intelligence - Volume 3*, ser. AAAI'08. AAAI Press, 2008, p. 1433–1438.
- [7] M. Kuderer, S. Gulati, and W. Burgard, "Learning driving styles for autonomous vehicles from demonstration," in *2015 IEEE International Conference on Robotics and Automation (ICRA)*, May 2015, pp. 2641–2646.
- [8] M. Wulfmeier, D. Z. Wang, and I. Posner, "Watch this: Scalable cost-function learning for path planning in urban environments," in *2016 IEEE/RSJ International Conference on Intelligent Robots and Systems (IROS)*, Oct 2016, pp. 2089–2095.
- [9] K. Kurzer, F. Engelhorn, and J. M. Zollner, "Decentralized Cooperative Planning for Automated Vehicles with Continuous Monte Carlo Tree Search," in *2018 21st International Conference on Intelligent Transportation Systems (ITSC)*. IEEE, nov 2018, pp. 452–459.
- [10] R. S. Sutton and A. G. Barto, *Reinforcement learning : an introduction*. MIT Press, 2018.
- [11] M. Wulfmeier, P. Ondruska, and I. Posner, "Maximum entropy deep inverse reinforcement learning," 2016.
- [12] C. Finn, S. Levine, and P. Abbeel, "Guided cost learning: Deep inverse optimal control via policy optimization," in *Proceedings of the 33rd International Conference on Machine Learning - Volume 48*, ser. ICML'16. JMLR.org, 2016, p. 49–58.
- [13] Z. Wu, L. Sun, W. Zhan, C. Yang, and M. Tomizuka, "Efficient sampling-based maximum entropy inverse reinforcement learning with application to autonomous driving," *IEEE Robotics and Automation Letters*, vol. 5, no. 4, pp. 5355–5362, Oct 2020.
- [14] V. Mnih, K. Kavukcuoglu, D. Silver, A. A. Rusu, J. Veness, M. G. Bellemare, A. Graves, M. Riedmiller, A. K. Fidjeland, G. Ostrovski, S. Petersen, C. Beattie, A. Sadik, I. Antonoglou, H. King, D. Kumaran, D. Wierstra, S. Legg, and D. Hassabis, "Human-level control through deep reinforcement learning," *Nature*, vol. 518, pp. 529–533, 2 2015.
- [15] A. B. Owen, *Monte Carlo theory, methods and examples*. Owen, Art B., 2013. [Online]. Available: <https://artowen.su.domains/mc>