

Modeling User Behavior with Graph Convolution for Personalized Product Search

Lu Fan⁺, Qimai Li⁺, Bo Liu,
Xiao-Ming Wu*
The Hong Kong Polytechnic
University
Hong Kong, China
{cslfan, csqml, csbliu,
csxmwu}@comp.polyu.edu.hk

Xiaotong Zhang
Dalian University of Technology
Dalian, China
zxt.dut@hotmail.com

Fuyu Lv, Guli Lin, Sen Li
Taiwei Jin, Keping Yang
Alibaba Group
Hangzhou, China
lvfuyu91@sina.com, linguli@gmail.com
lisen.lisen@alibaba-inc.com
taiwei.jtw@alibaba-inc.com
shaoyao@taobao.com

ABSTRACT

User preference modeling is a vital yet challenging problem in personalized product search. In recent years, latent space based methods have achieved state-of-the-art performance by jointly learning semantic representations of products, users, and text tokens. However, existing methods are limited in their ability to model user preferences. They typically represent users by the products they visited in a short span of time using attentive models and lack the ability to exploit relational information such as user-product interactions or item co-occurrence relations. In this work, we propose to address the limitations of prior arts by exploring local and global user behavior patterns on a user successive behavior graph, which is constructed by utilizing short-term actions of all users. To capture implicit user preference signals and collaborative patterns, we use an efficient jumping graph convolution to explore high-order relations to enrich product representations for user preference modeling. Our approach can be seamlessly integrated with existing latent space based methods and be potentially applied in any product retrieval method that uses purchase history to model user preferences. Extensive experiments on eight Amazon benchmarks demonstrate the effectiveness and potential of our approach. The source code is available at <https://github.com/floatSDSDS/SBG>.

CCS CONCEPTS

• Information systems → Novelty in information retrieval.

KEYWORDS

Personalized Product Search, User Preference Modeling, Graph Convolution

*Corresponding author.
+ Equal contribution.

Permission to make digital or hard copies of all or part of this work for personal or classroom use is granted without fee provided that copies are not made or distributed for profit or commercial advantage and that copies bear this notice and the full citation on the first page. Copyrights for components of this work owned by others than the author(s) must be honored. Abstracting with credit is permitted. To copy otherwise, or republish, to post on servers or to redistribute to lists, requires prior specific permission and/or a fee. Request permissions from permissions@acm.org.
WWW '22, April 25–29, 2022, Virtual Event, Lyon, France
© 2022 Copyright held by the owner/author(s). Publication rights licensed to ACM.
ACM ISBN 978-1-4503-9096-5/22/04...\$15.00
<https://doi.org/10.1145/3485447.3511949>

ACM Reference Format:

Lu Fan^{*}, Qimai Li⁺, Bo Liu, Xiao-Ming Wu, Xiaotong Zhang, Fuyu Lv, Guli Lin, Sen Li, and Taiwei Jin, Keping Yang. 2022. Modeling User Behavior with Graph Convolution for Personalized Product Search. In *Proceedings of the ACM Web Conference 2022 (WWW '22)*, April 25–29, 2022, Virtual Event, Lyon, France. ACM, New York, NY, USA, 10 pages. <https://doi.org/10.1145/3485447.3511949>

1 INTRODUCTION

Convenience drives the growth of e-commerce platforms such as Taobao or Amazon. Product search is an essential module in online shopping platforms, which guides users to browse and purchase products from a huge collection of commodities. Product search has its unique characteristics, making it distinct from web search, where information retrieval has made considerable progress. First, in web search engines, web pages are usually represented by long descriptive texts, while in e-commerce platforms, products are mainly represented by short texts such as titles and reviews, which may not always be informative. Second, other than textual representations, products are also associated with diverse relational data including ontology, spec sheet, figures, etc. Third, there are various types of user-item interactions in e-commerce platforms. A user can browse, click, review, or purchase a product, or simply put it in his/her cart. Besides, there exist other structural information such as query-reformulation, shop browsing or category browsing, and shopping cart checkout.

It would be highly desirable yet challenging to utilize such rich information for personalized product search. Existing methods mainly exploit text data. Among them, a recent line of research [1, 2, 6, 20] proposes to projects queries, items, and users into the same latent space and learn the representations of all entities with language modeling and information retrieval tasks, which enables the model to learn domain-specific semantic representations. However, they are limited in their ability to model user preferences, which is the core problem in product search. A common way to represent users is by the products they've visited during a period of time, but long-term historical user behavior normally contains noisy preference signals. HEM [2] suffers from this problem since it represents a user with all his/her reviews of purchased products. ZAM [1], TEM [6], and RTM [7] employ attentive models such as Transformer-based encoder to model user preferences and take into account both user behavior and query. For computational efficiency, user behavior sequences are usually truncated, and only recent behaviors are

considered. While this helps to eliminate noisy preference signals, short-term user behavior may not contain sufficient preference signals (see more discussion in Sec. 3).

To capture more useful user preference signals, it is a natural idea to explore various user-product interactions and product co-occurrence relationships, which are usually encoded in a graph. Some recent efforts [3, 27] have been devoted to exploiting structural graph information for personalized product search. Ai et al. [3] proposed a dynamic relation embedding model (DREM). DREM constructs a unified knowledge graph to encode diverse relations and dynamic user-search/purchase behaviors and models the structural relationships via graph regularization. Liu et al. [27] proposed graph embedding based structural relationship representation learning (GraphSRRL), which explicitly models the structural relationships, such as two users visiting the same product by a same query or a user visiting the same product by two different queries. While DREM and GraphSRRL can model complex relationships, they include all previous user behaviors for preference modeling and may suffer from the noise induced by overly diverse signals.

In this work, we propose to explore local and global user behavior patterns on a user successive behavior graph (SBG) for user preference modeling. The SBG is constructed by utilizing *short-term* actions of all users, which collectively form a global behavior graph with rich relations among products. To capture implicit user preference signals and collaborative patterns, we employ graph convolution to learn enriched product representations, which can be subsequently used for user preference modeling. Since user purchase behaviors are often sparse, it is helpful to explore high-order information on the SBG to model potential user interest, which requires stacking many graph convolution layers and leads to the well-known over-smoothing problem. To address this issue, we adopt an efficient jumping graph convolution layer that can effectively alleviate the over-smoothing effect. To showcase the usefulness of our approach, we integrate it into a state-of-the-art latent space based model ZAM [1] and evaluate its performance on eight Amazon public benchmarks. The results show that our approach can significantly improve upon the base model and achieve better performance than other graph-based methods including DREM [3] and GraphSRRL [27]. It is worth noting that our approach is generic and can be potentially applied in any product retrieval method that models users using their purchase history.

The contributions of this paper are summarized as follows.

- To our best knowledge, this is the first work to study how to improve product search with graph convolution, a technique that has recently been shown useful for many applications in various fields.
- We propose to model successive user behavior and exploit local and global behavior patterns with graph convolution for user preference modeling. We also use an efficient graph convolution layer with jumping connections to alleviate the over-smoothing problem and theoretically analyze its effectiveness.
- Extensive comparative experiments and ablation studies on eight Amazon benchmarks demonstrate the effectiveness of our proposed method, which can be potentially applied in

any product retrieval method that models users with their purchase history for personalized product search.

2 RELATED WORK

2.1 Product Search

Latent spaced based product search. In recent years, neural network based models have dominated the research of product search [8, 18, 19, 29, 37, 38]. LSE is the first latent vector space based search framework proposed by Van Gysel et al. [20], which maps queries and products in the same space. Later on, Ai et al. [2] proposed to consider user preferences and learn embeddings of users, products, and words jointly with two tasks: the language modeling task and the information retrieval task. Further, Ai et al. [1] considered user history behaviors conditioned on the current query and proposed a zero attention vector to control the degree of personalization. In addition, in order to model long and short-term user preferences simultaneously, Guo et al. [18] designed a dual attention-based network to capture users' current search intentions and their long-term preferences. Recently, Transformer-based architecture have also been explored [6, 7] for product search. In this work, we employ the popular latent spaced based product search framework as in ZAM [1] and propose to enrich product representations via graph convolution.

Graph-based product search. Early attempts employed relational information such as social signals or user behavior traces for search and ranking problems [4, 5, 10]. Recently, some studies attempted to model such information with graphs [3, 9, 27, 39]. Zhang et al. [39] proposed GEPS (Graph Embedding-based ranking model for Product Search) that employs pre-training techniques to learn product and query embeddings. As far as we know, it is the first attempt to use graphs for product search but it overlooks user preferences. Bu et al. [9] proposed to model product textual semantic relationships with hypergraph to learn structural information. Ai et al. [3] proposed DREM (Dynamic Relation Embedding Model) that constructs a directed unified knowledge graph and jointly learns all embeddings through graph regularization. However, DREM lacks the ability to select informative information and is easily susceptible to noise. In this work, we exploit information on a successive behavior graph to avoid this problem. Liu et al. [27] proposed GraphSRRL (Graph embedding based Structural Relationship Representation Learning model) that explicitly utilizes specific user-query-product relationships. GraphSRRL pays attentions to local relations. In this work, we employ graph convolution with jump connections to aggregate high-order graph information.

2.2 Information Retrieval with Graphs

Graph-based methods have been extensively explored in the literature of sequential recommendation. These methods can be broadly categorized into two groups: embedding based methods and graph neural networks (GNN) based methods. Embedding-based methods [13, 15, 16, 26] employ network embedding techniques such as DeepWalk [32] or Node2Vec [17]. They learn structural graph information by leveraging the skip-gram model [28]. GNN based methods [26, 31, 33, 36] employ GNN [14, 22] to aggregate information over graphs. Our work is closer to GCE-GNN (Global Context Enhanced Graph Neural Networks) [36] in that we both make use

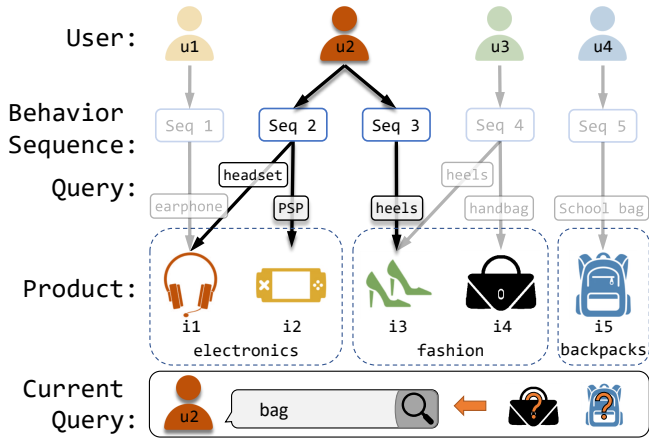


Figure 1: Illustration of exploiting global user successive behavior for personalized product search. Given the query *bag* issued by user u_2 , the system is expected to retrieve suitable bags satisfying the user intent. By modeling the global user successive behavior graph with graph convolution, our proposed approach can capture implicit preference signals and yield desirable results.

of global information. The difference is that GCE-GNN focuses more on transitions between items and utilizes the order of items, whereas we do not consider the order of products and pay more attention to their co-occurrence relationships.

3 MOTIVATION AND INSIGHT

In this section, we discuss the limitations of existing product search methods in user preference modeling and provide insight on our proposed approach.

3.1 Limitations of Existing Methods

Existing product search methods commonly model user preferences by considering their long-term or short-term behavior, but both of them have limitations.

Long-term user behavior may contain noisy preference signals. Typically, the long-term preference of a user is represented by all his/her historical interactions during a long period of time, which may contain many items and be overly diverse. For example, as shown in Figure 1, the current query of user u_2 is “*bag*”, but she has visited a couple of electronic devices in her purchase history, which are not related to bags. Therefore, representing u_2 ’s preference with all his/her historical engagement may impose negative effect on the current search induced by the irrelevant products in the purchase history. This problem is even more severe in HEM [2], which models users independently with their previous purchase reviews that may contain a lot noisy textual information.

Short-term user behavior may not contain enough preference signals. To address the above-mentioned issue, recent works including ZAM [1], TEM [6] and RTM [7] only consider recent user actions in a short span of time and adopt attentive models such as Transformer-based encoder to put more emphasis on relevant products in the purchase record. However, a user’s recent behavior

may not contain enough preference signals for product retrieval. For example, when user u_2 searches for “*bag*”, the remotely relevant item in his/her purchase history is “*heels*”, which is not directly relevant to bags. Therefore, it is hard to tell whether the user is looking for handbags, backpacks, or other kinds of bags.

3.2 Insight of Our Proposed Approach

In this work, we propose to overcome the limitations of prior works in user preference modeling by exploring local and global user behavior patterns on a user successive behavior graph (SBG), which is constructed by utilizing *short-term* actions of *all* users. We then exploit *high-order* relations in the SBG to capture implicit collaborative patterns and preference signals with an efficient jumping graph convolution and learn enriched product representations for user preference modeling. Our approach addresses the aforementioned problems in the following two aspects.

Expanding the set of potentially intended products. While short-term user behavior usually contains a limited number of products which may be inadequate to reflect user preferences, the *global* SBG connects the products recently purchased by a user to other relevant or similar ones on the graph. In effect, it expands the set of potentially intended products of the user. For example, in Figure 1, the heels i_3 is connected to the handbag i_4 because of the co-occurrence of i_3 and i_4 in the behavior sequence Seq 4 of user u_3 . On the global SBG, the behavior sequences Seq 3 and Seq 4 are connected by i_3 , and hence i_4 could be a potentially intended product for user u_2 .

Making connected products more similar in the latent space.

Since a user is often represented as the ensemble of the products he/she bought, learning better product representations is crucial for user preference modeling. We leverage graph convolution to exploit the connectivity patterns in the SBG and make the embeddings of connected products more similar. The enriched product representations can better reflect user preference. For example, by graph convolution, the fashion items i_3 and i_4 will be more similar. Therefore, when user u_2 searches for “*bag*”, the handbag i_4 would be ranked higher than the backpack i_5 , because i_4 is more similar to i_3 than i_5 , and i_3 partially represents user u_2 .

4 PROPOSED APPROACH

In this section, we present our proposed approach in detail, which is built on the popular latent space based product search framework that learns semantic representations for products, users, and text tokens in the same embedding space. On top of it, we aim to learn enriched product representations to better represent users for search personalization. As shown in Figure 2, we first construct a successive behavior graph from observed user behavior sequences. Then, we employ an efficient graph convolution with jumping connections to enrich product representations. The enriched product vectors can subsequently be used to represent users for better preference modeling.

4.1 Latent Space Based Product Search Framework

The goal of product search is to retrieve the most relevant products from a candidate pool C for a user with his/her current query. In this

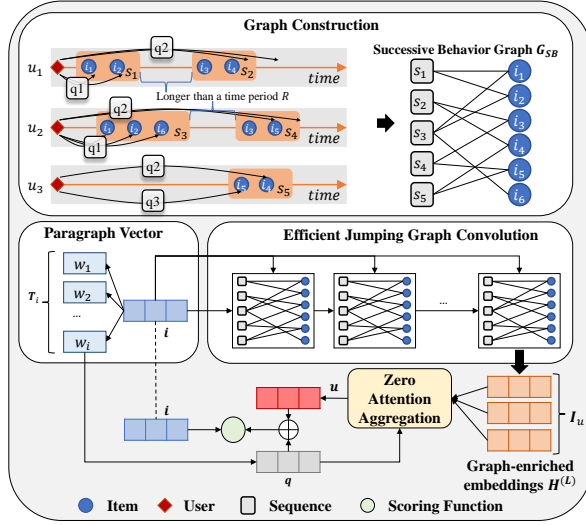


Figure 2: The framework of our proposed SBG model.

work, we adopt a typical latent space based generative framework for product search [1, 2, 6, 20], which learns embeddings for all products, users, and text tokens. The most relevant products are retrieved by matching product embeddings with the current context, which is usually represented by the user and query.

More formally, after receiving a query q from a user u , the system is expected to predict the probability $P(i|u, q)$ of user u purchasing product i , for each product in the candidate set C , and then rank all the products by the probability. The available information includes the purchasing history of all the users and the text associated with the products, such as product name, product description, and product review. The latent space based product search framework learns entity embeddings from two tasks: the product retrieval task and the language modeling task.

Product Retrieval Task. It aims to retrieve relevant products w.r.t. the current query. In [2], the user intent M_{uq} is represented by a mix of the query q and the user’s preference vector u :

$$M_{uq} = \lambda q + (1 - \lambda)u, \quad (1)$$

where $\lambda \in [0, 1]$ is a balancing parameter. As such, M_{uq} encodes both the semantic meaning of the query and user preference. Then, the probability of purchasing product i is computed as

$$P(i|u, q) = \frac{\exp(f(i, M_{uq}))}{\sum_{i' \in C} \exp(f(i', M_{uq}))}, \quad (2)$$

where C is the set of all possible candidate products and f is a similarity measure such as cosine similarity.

Language Modeling Task. It aims to learn the embeddings of queries and products by modeling the text information. [2] proposes to jointly learn the word embedding w and product embedding i from the product’s associated text by the paragraph vector (PV) model [23]. The PV model assumes that words or tokens can be

generated from the entity and maximizes the likelihood

$$P(T_i|i) = \prod_{w \in T_i} \frac{\exp(\tau(w, i))}{\sum_{w' \in V} \exp(\tau(w', i))}, \quad (3)$$

where τ denotes a scoring function of product i and its associated word w , and T_i is the set of words associated with i .

With the learned word embeddings, a query is then represented by a function of the word embeddings:

$$q = \phi(\{w_q | w_q \in q\}), \quad (4)$$

where w_q is a word of query q , and ϕ can be a non-linear sequential encoder such as LSTM or Transformer. Since queries are usually short and the order of words often does not matter, we simply use an average function to obtain the query embedding.

4.2 Efficient Graph Convolution with Jumping Connections

As mentioned in Sec. 3, to improve user preference modeling and learn better product representations, we propose to utilize a global successive behavior graph and perform graph convolution over the graph to capture implicit and complex collaborative signals. Here, we adopt an efficient graph convolution layer with jumping connections and provide theoretical analysis to show its advantage.

Efficient Graph Convolution. In the past few years, graph convolutional networks (GCN) and variants [11, 21, 22, 35] have been successfully applied to learn useful graph node representations for various graph learning and mining tasks. In each layer of GCN, it performs feature propagation and transformation with connected nodes in the graph:

$$H^{(l)} = \sigma(\hat{A}H^{(l-1)}W^{(l)}), \quad (5)$$

where $\hat{A} = I + D^{-1}A$ is the (normalized) adjacency matrix with self-loops, and D is the degree matrix. $H^{(l)}$ is the node embeddings produced by layer l . $W^{(l)}$ denotes trainable parameters, and σ is a non-linear function such as $\text{ReLU}(\cdot)$.

The projection layers (trainable parameters $W^{(l)}$) and activation layers (σ) as shown in Eq. (5) are commonly included in many GCN-based methods. However, as observed from our empirical study, the projection layers may distort the semantic product representations learned by language modeling in methods such as ZAM or HEM. Hence, we propose to use graph convolution without the projection layers to enrich product representations. Following the efficient design in Li et al. [25], we remove the projection layers and activation layers. Further, we add a balancing parameter ω to control the strength of self-information:

$$H^{(l)} = (\omega I + (1 - \omega)D^{-1}A)H^{(l-1)}. \quad (6)$$

Jumping Graph Convolution Layer. Since user purchase behavior is often sparse, it is helpful to aggregate high-order information on the successive behavior graph to model potential user interest, as discussed in Sec. 3.2. However, the ordinary graph convolution suffers from the well-known over-smoothing problem [24], i.e., stacking too many convolution layers may make the node features (product representations) indistinguishable. To address this issue, Chen et al. [11] proposed GCNII that adds initial residual connections to each GCN layer. We follow the same design

to add jumping connections, i.e., feeding each convolution layer an additional input of the initial product representations $\mathbf{H}^{(0)}$:

$$\tilde{\mathbf{H}}^{(l)} = \left(\omega \mathbf{I} + (1 - \omega) \mathbf{D}^{-1} \mathbf{A} \right) \left(\beta \mathbf{H}^{(0)} + (1 - \beta) \tilde{\mathbf{H}}^{(l-1)} \right), \quad (7)$$

where β is a weight parameter determining the portion of initial features. Our experiments in Sec. 5.3.2 verify the effectiveness of jumping connections, which can alleviate the over-smoothing effect and enable utilizing high-order relations on the graph.

Further, we provide a theoretical analysis of jumping group convolution by measuring the diversity of product representations after graph convolution using Laplacian-Beltrami operator $\Omega(\cdot)$ [12]. We compare the diversity of product representations with jumping connections ($\tilde{\mathbf{H}}^{(l)}$ in Eq. (7)) and those without jumping connections ($\mathbf{H}^{(l)}$ in Eq. (6)). We employ Laplacian-Beltrami operator, which measures the total variance of connected nodes:

$$\Omega(\mathbf{H}) = \sum_k \sum_{i,j} a_{ij} (\mathbf{H}_{i,k} - \mathbf{H}_{j,k})^2. \quad (8)$$

High $\Omega(\mathbf{H})$ indicates high diversity, and low $\Omega(\mathbf{H})$ indicates severe over-smoothing. The following theorem shows jumping connections can substantially alleviate the over-smoothing effect of graph convolution.

THEOREM 1. *If the initial diversity $\Omega(\mathbf{H}^{(0)}) > 0$, then for any integer $l > 0$, $\beta \in (0, 1)$, and $\omega \in (0.5, 1)$, $\tilde{\mathbf{H}}^{(l)}$ is strictly more diverse than $\mathbf{H}^{(l)}$, i.e.,*

$$\Omega(\tilde{\mathbf{H}}^{(l)}) > \Omega(\mathbf{H}^{(l)}). \quad (9)$$

When l approaches infinity, jumping connections can prevent the diversity of product representations from collapsing to 0 (over-smoothing), i.e.,

$$\lim_{l \rightarrow \infty} \Omega(\tilde{\mathbf{H}}^{(l)}) > \lim_{l \rightarrow \infty} \Omega(\mathbf{H}^{(l)}) = 0. \quad (10)$$

PROOF. The proof is provided in the Appendix. \square

4.3 Modeling User Behavior with Graph Convolution

Here, we show how to utilize local and global user behavior patterns to improve user representations in a zero attention model with the efficient jumping graph convolution. First, we construct a bipartite successive behavior graph. Then, we stack multiple jumping graph convolution layers to enrich product representations. Finally, we incorporate the graph-enriched product vectors into the zero attention model for user preference modeling.

Graph Construction. To construct the successive behavior graph, we first define successive behavior sequences in the training set. First, we sort all the observed purchased records in a chronological order for each user. If the time interval between two consecutive actions is within a period R (e.g., a day, a week, or a month), the two actions are considered as successive and will be placed in the same successive behavior sequence. Then, we construct a successive behavior graph G_{SB} , which is a bipartite graph between sequences and products. If and only if a product i is in a sequence S , we form an edge between i and S , denoted as $G_{SB}(i, S) = 1$.

Enriching Product Representations with Graph Convolution. To enrich product representations, we apply jumping graph convolution as introduced in Sec. 4.2 on the successive behavior

graph G_{SB} . Let $\mathbf{h}_j^{(0)}$ denote the input of the first graph convolution layer for any entity j . We use the embeddings learned with PV as $\mathbf{h}_i^{(0)}$ for a product i . For a sequence s , $\mathbf{h}_s^{(0)}$ is randomly initialized. We then apply L efficient jumping graph convolution layers as defined in Eq. (7) and obtain the graph-enriched product embedding $\tilde{\mathbf{h}}_i^{(L)}$ for each product.

Using Graph-enriched Product Representations for User Preference Modeling. Based on the observation that the effect of personalization varies significantly in respect of query characteristics. Ai et al. [1] proposed ZAM that introduces a zero-vector to adaptively control the degree of personalization. The representation of a user u is composed of his/her recently visited products, which is computed as

$$\mathbf{u} = \sum_{i \in I_u \cup \mathbf{0}} \frac{\exp(s(q, i))}{\exp(s(q, \mathbf{0})) + \sum_{i' \in I_u} \exp(s(q, i'))} \mathbf{i}, \quad (11)$$

where I_u is the product set in user u 's history visit records, $\mathbf{0}$ is a zero vector. The attention score $s(q, i)$ of a given product i w.r.t. the current query q is defined as

$$s(q, i) = (\mathbf{i}^\top \tanh(\mathbf{W}_f^\top \mathbf{q} + \mathbf{b}_f))^\top \mathbf{W}_h, \quad (12)$$

where $\mathbf{W}_h \in \mathbb{R}^{d_a}$, $\mathbf{W}_f \in \mathbb{R}^{d \times d_a \times d}$, $\mathbf{b}_f \in \mathbb{R}^{d \times d_a}$ are the trainable parameters, and d_a is the hidden dimension of the user-product attention network. In particular, $\exp(s(q, \mathbf{0}))$ is calculated by Eq. (12) with \mathbf{i} as a learnable inquiry vector $\mathbf{0}' \in \mathbb{R}^d$.

To incorporate the graph-enriched product representations for user preference modeling, we use $\tilde{\mathbf{h}}_i^{(L)}$ to substitute \mathbf{i} in Eq. (11) and Eq. (12), i.e.,

$$\mathbf{u} = \sum_{i \in I_u \cup \mathbf{0}} \frac{\exp(s(q, i))}{\exp(s(q, \mathbf{0})) + \sum_{i' \in I_u} \exp(s(q, i'))} \tilde{\mathbf{h}}_i^{(L)}, \quad (13)$$

$$s(q, i) = (\tilde{\mathbf{h}}_i^\top \tanh(\mathbf{W}_f^\top \mathbf{q} + \mathbf{b}_f))^\top \mathbf{W}_h.$$

4.4 Model Optimization

Following ZAM [1], we jointly optimize the product retrieval task and the language modeling task. The product retrieval loss is

$$L_{PR} = - \sum_{(u, i, q)} \log P(i|u, q) = - \sum_{(u, i, q)} \log \frac{\exp(f(i, \mathbf{M}_{uq}))}{\sum_{i' \in C} \exp(f(i', \mathbf{M}_{uq}))}, \quad (14)$$

which is optimized over all triples (u, i, q) in the training set, where a triple (u, i, q) represents a product i purchased by a user u under the submitted query q . The language modeling loss is

$$L_{LM} = - \sum_i \log P(T_i|i) = - \sum_i \sum_{w \in T_i} \log \frac{\exp(\tau(w, i))}{\sum_{w' \in V} \exp(\tau(w', i))}. \quad (15)$$

Hence, the total loss is

$$L_{total} = L_{PR} + L_{LM} = - \sum_{(u, i, q)} \log P(i|u, q) - \sum_i \log P(T_i|i). \quad (16)$$

Remark. It is worth noting that we only use the graph-enriched product embeddings to represent users but do not use them to represent products themselves in the product retrieval task (Eq. (2)) or the language modeling task (Eq. (3)), because the mixed representations may make products lose their uniqueness and hurt performance, which is verified by our empirical study.

Table 1: Dataset Statistics.

	Magazine	Software	Phones	Toys&Games
# reviews	4,583	25,086	133,792	148,756
#user	694	3,642	17,464	16,370
#query	170	999	163	399
#product	876	5,875	10,278	11,875
#seq	2,337	17,814	79,224	78,616
#edge	3,078	16,391	93,174	111,578
	Instruments	Clothing	Health	Home&Kitchen
# reviews	209,229	270,854	334,025	545,083
#user	23,887	37,914	36,639	65,510
#query	492	2,000	793	900
#product	9,756	23,033	17,956	27,888
#seq	100,945	160,959	201,513	333,709
#edge	149,401	189,985	256,095	408,607

Since the candidate set C and vocabulary V are usually extremely large, it is impractical to compute the log likelihood in Eq. (14) and Eq. (15). A common solution is to sample only a portion of negative products to approximate the denominator of Eq. (14) and Eq. (15):

$$L = - \sum_{(u,i,q)} [\log \tau(w, i) + k_w \mathbb{E}_{w' \sim P_w} \log \tau(-w', i) + \log f(i, M_{uq}) + k_i \mathbb{E}_{i' \sim P_i} (\log f(-i, M_{uq}))], \quad (17)$$

where k_w and k_i are the negative sampling rates for words and products, respectively. In this work, we follow HEM [2] to randomly sample negative words from the vocabulary with P_w as the unigram distribution raised to the 3/4rd power, and randomly sample negative products from all products in the training set.

5 EXPERIMENTS

In this section, we introduce our experimental settings and present experimental results. Our experiments try to answer the following research questions:

- **RQ1:** How is the performances of SBG compared to the base model ZAM?
- **RQ2:** How does SBG perform compared to state-of-the-art methods for personalized product search?
- **RQ3:** How useful is graph convolution? Can the proposed jumping connection alleviate over-smoothing?
- **RQ4:** What is the effect of time interval R on the constructed successive behavior graph G_{SB} ?

5.1 Experimental Setup

5.1.1 Datasets. Our experiments are conducted on the well-known Amazon review dataset¹ [30], which includes product reviews and metadata such as product titles and categories. It was first introduced for product search by Van Gysel et al. [20, 34] and has become a benchmark dataset for evaluating product search methods as used in many recent studies [1–3, 27]. Product reviews are generally used as text corpus for representing products or users, and product categories are used as queries to simulate a search scenario.

In our experiments, we use the 5-core data, and for each sub dataset, we filter out products with no positive records. The statistics of the filtered datasets are shown in Table 1.

¹<http://jmcauley.ucsd.edu/data/amazon>

5.1.2 Baselines. We compare our proposed approach SBG with the following baselines.

- **HEM [2]** assumes that users and products are independent. It employs PV to learn the representations of users, products, and words jointly. The user-query pair is projected to the same latent space with products.
- **ZAM [1]** also employs PV to learn semantic representations of products and words. Users are represented by the products they visited. In particular, ZAM proposes a zero attention vector to control the degree of personalization.
- **DREM [3]** employs knowledge graph embedding techniques and constructs a unified knowledge graph that represents both static entity features and dynamic user searching behaviors. Embeddings of all entities are learned via a graph regularization loss.
- **GraphSRRL [27]** explicitly utilizes structural patterns in a user-query-product graph. It defines three specific structural patterns that represent three frequent user-query-product interactions.

5.1.3 Evaluation Protocol. We partition each sub dataset into a training set, a validation set, and a test set. Similar to the process of constructing G_{SB} , we sort the reviews in chronological order for each user and split the full record into successive behavior sequences. Then, the last sequence is used as the test set, and the second last sequence is used as the validation set.

For performance measurement, we adopt three metrics: hit rate (HR@K), normalized discounted cumulative gain (NDCG@K), and mean reciprocal rank (MRR). For each sequence, the target products are mixed up with candidates randomly sampled from the entire product set, forming a candidate set of size 1000.

5.1.4 Implementation Details. For a fair comparison, we re-implement HEM, ZAM, and DREM using the same encoder, evaluation setting, and negative sampling method. For DREM, we build a unified heterogeneous graph that contains the user-product review relation and the product-category belonging relation. In addition, we connect products and users with their associated words during training. For GraphSRRL, we use the official implementation² with our dataset splits and evaluation protocols. For all methods, the batch size is set to 1024, and the ADAM optimizer is used with an initial learning rate of 0.001. All the entity embeddings are initialized randomly with dimension 64. For our SBG, we set the attention dimension d_a to 8, and the user-query balancing parameter λ to 0.5. We employ 4 layers of jumping graph convolution, and the weight of self-loop is set to 0.1. The strength of jumping connection β is also set to 0.1. The negative sampling rate for each word is set to 5, and that for each item is set to 2. We report the evaluation metrics on the converged model. The reported results are averaged over multiple runs, and the significant differences are computed based on the paired t-test with $p \leq 0.01$.

5.2 Main Results

Table 2 summarizes the overall performance of our SBG and the baselines on eight Amazon review sub datasets. Besides, the improvement percentages of SBG and the best baseline DREM (also

²<https://github.com/Shawn-hub-hit/GraphSRRL-master>

Table 2: Comparison of our proposed method with baselines on eight Amazon review sub datasets. * and † denote the significant differences to ZAM and the best baseline, respectively in paired t-test with $p \leq 0.01$. The best results are highlighted in bold.

	Software					Magazine				
	HR@10	MRR@100	NDCG@10	NDCG@20	NDCG@100	HR@10	MRR@100	NDCG@10	NDCG@20	NDCG@100
HEM	0.3785	0.2181	0.2474	0.2688	0.3024	0.4115	0.2183	0.2526	0.2837	0.3211
ZAM	0.4841	0.2900	0.3289	0.3465	0.3713	0.4349	0.2290	0.2657	0.2968	0.3384
DREM	0.5058	0.3189	0.3555	0.3740	0.4029	0.3985	0.2130	0.2469	0.2725	0.3103
GraphSRRL	0.2555	0.1415	0.1598	0.1795	0.2186	0.2682	0.1353	0.1579	0.1795	0.2190
SBG (ours)	0.5629*†	0.3759*†	0.4144*†	0.4302*†	0.4501*†	0.4679*†	0.2568*†	0.2952*†	0.3255*†	0.3657*†
	Phones					Toys&Games				
	HR@10	MRR@100	NDCG@10	NDCG@20	NDCG@100	HR@10	MRR@100	NDCG@10	NDCG@20	NDCG@100
HEM	0.4049	0.2411	0.2697	0.2913	0.3314	0.2509	0.1330	0.1501	0.1729	0.2217
ZAM	0.5160	0.2995	0.3386	0.3659	0.4083	0.4358	0.2314	0.2653	0.2985	0.3541
DREM	0.5836	0.3365	0.3841	0.4107	0.4419	0.5557	0.3124	0.3554	0.3916	0.4368
GraphSRRL	0.1883	0.0887	0.1035	0.1225	0.1581	0.3811	0.1822	0.2166	0.2475	0.2956
SBG (ours)	0.5878*	0.3447*†	0.3904*	0.4173*	0.4553*†	0.571*†	0.3182*	0.3648*†	0.3976*	0.4418*
	Instruments					Clothing				
	HR@10	MRR@100	NDCG@10	NDCG@20	NDCG@100	HR@10	MRR@100	NDCG@10	NDCG@20	NDCG@100
HEM	0.4754	0.2562	0.2974	0.3262	0.3649	0.5146	0.3013	0.3409	0.3673	0.4065
ZAM	0.4951	0.2806	0.3202	0.3482	0.3911	0.5606	0.3230	0.3671	0.3972	0.4371
DREM	0.4503	0.2475	0.2856	0.3107	0.3523	0.4129	0.2460	0.2741	0.2999	0.3488
GraphSRRL	0.5073	0.2770	0.3194	0.3507	0.3951	0.1789	0.0811	0.0946	0.1152	0.1537
SBG (ours)	0.5184*†	0.3052*†	0.3451*†	0.3713*†	0.4116*†	0.602*†	0.3528*†	0.4001*†	0.4294*†	0.4663*†
	Health					Home&Kitchen				
	HR@10	MRR@100	NDCG@10	NDCG@20	NDCG@100	HR@10	MRR@100	NDCG@10	NDCG@20	NDCG@100
HEM	0.3841	0.2292	0.2572	0.2778	0.3153	0.4507	0.2846	0.3164	0.3349	0.3666
ZAM	0.4528	0.2622	0.2952	0.3235	0.3727	0.5247	0.3219	0.3593	0.3853	0.4275
DREM	0.5667	0.3620	0.3985	0.4276	0.4686	0.5793	0.3894	0.4236	0.4501	0.4904
GraphSRRL	0.5073	0.2770	0.3194	0.3507	0.3951	0.4534	0.2199	0.2604	0.2976	0.3534
SBG (ours)	0.6181*†	0.3696*†	0.4174*†	0.4458*†	0.4815*†	0.6419*†	0.4095*†	0.4546*†	0.4802*†	0.5152*†

Table 3: The improvement percentages of NDCG@10 over ZAM by DREM (the best baseline) and our SBG.

	Magazine	Software	Phones	Toys&Games
DREM	+8.08%	-7.06%	+13.44%	+33.96%
SBG	+25.99%	+11.10%	+15.30%	+37.50%
	Instruments	Clothing	Health	Home&Kitchen
DREM	-10.83%	-25.34%	+35.00%	+17.89%
SBG	+7.76%	+8.99%	+41.39%	+26.53%

graph-based) over ZAM are summarized in Table 3. We can make the following observations.

- First of all, SBG significantly improves over ZAM in every tested domain/dataset. Since NDCG reflects the quality of the entire ranking list, we calculate the performance gain of SBG compared to ZAM in NDCG@10 as shown in Table 3. SBG improves ZAM by at least 7.76% on *Instruments*, and up to 41.39% on *Health*. **RQ1** is answered.
- SBG achieves significant improvements over other baselines in nearly all cases, which answers **RQ2**.
- As shown in Table 3, the performances of DREM and SBG are consistent on all domains. In the domains where DREM fails including *Software*, *Instruments*, and *Clothing*, the improvement percentages of SBG are also less significant. It indicates that the effectiveness of graph-based methods may be affected by the characteristics of different domains.

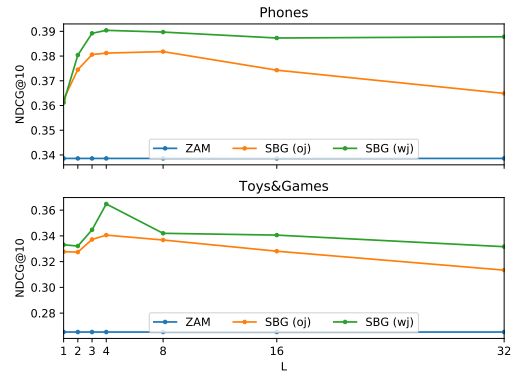


Figure 3: Ablation studies of jumping connections and the number L of the graph convolutional layers. The results in NDCG@10 with respect to L on *Toys&Games* and *Phones* are reported. SBG (wj) stands for our proposed SBG with jumping connections, and SBG (oj) stands for SBG without jumping connections.

- GraphSRRL assumes that the pre-defined patterns are frequent, which may not hold in some domains, as evidenced by the experimental results.

5.3 Analysis and Discussion

5.3.1 Effect of the Order of Graph Convolution. To answer **RQ3**, we investigate the effect of the number of graph convolution

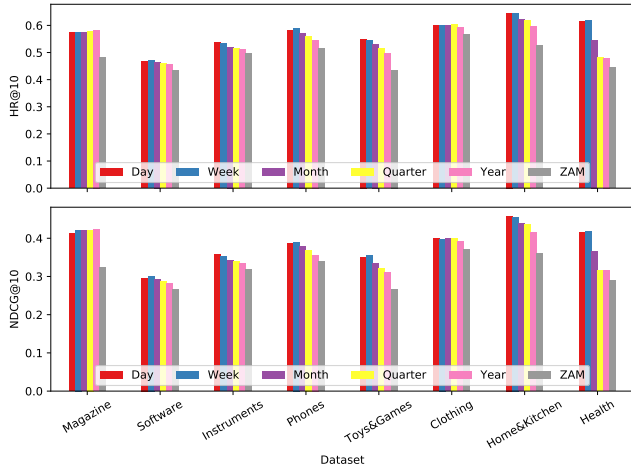


Figure 4: Ablation study of the time interval R for successive graph construction. The results in $HR@10$ and $NDCG@10$ are reported. R is varied from a day to a year.

layers L and the jumping connections. We conduct experiments on *Phones* and *Toys&Games* and vary L from 0 to 64. We compare our SBG with jumping connections (denoted as SBG (wj)) with ZAM and a variant SBG (oj), which stands for SBG without jumping connections. The results are shown in Figure 3.

It can be seen that a few graph convolution layers can bring substantial performance gains. In our experiments on *Phones* and *Toys&Games*, we achieve the best performance with $L = 4$. However, as L increases, the performances of SBG (wj) and SBG (oj) drop due to the over-smoothing effect. Especially on *Toys&Games*, we observe a significant performance drop when L is larger than 4.

5.3.2 Effect of Jumping Connections. It can be seen from Figure 3 that as L increases, the performance of SBG (wj) drops much slower than that of SBG (oj), especially on *Phones*, demonstrating the effectiveness of jumping connections in alleviating the over-smoothing effect.

5.3.3 Effect of Time Interval R . To answer RQ4, we evaluate the performance of SBG with respect to different time scale $R \in \{a\ day, a\ week, a\ month, a\ quater, a\ year\}$. The results shown in Figure 4. It can be observed that the best performance is usually achieved when R is *a day* or *a week*. When R is *a month* or longer, the performances often drop. This is probably because the behavior sequences are overly diverse and contain noisy preference signals when the time scale is large. The only exception is on *Magazine*, where the performance of SBG slightly increases as R becomes larger. However, *Magazine* is a small dataset that does not have much training data and many products have limited records in the test set. Hence, content-based product features may not be informative enough, and a larger R helps a cold product reach to broader neighborhood and leads to better performance.

5.3.4 Runtime Analysis. We evaluate the time efficiency of our SBG and the baselines on *Home&Kitchen*, the largest dataset used

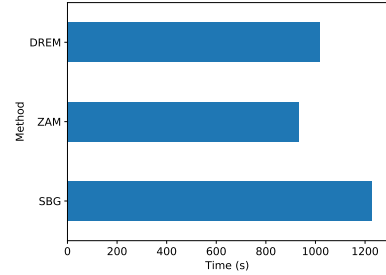


Figure 5: Comparison of the average training time (in seconds) on *Home&Kitchen*.

in the experiments. As shown in Figure 5, the running time of our method is comparable with that of ZAM and DREM. All the experiments are conducted on a platform with Intel(R) Xeon(R) Gold 6226R CPU @ 2.90GHz and GeForce RTX 3090.

6 CONCLUSION

In this work, we have proposed a generic approach to model user preferences for personalized product search. To exploit local and global user behavior patterns for search personalization, we construct a successive behavior graph and capture implicit user preference signals with an efficient jumping graph convolution. Our approach can be used as a plug-and-play module in the popular latent space based product search framework and potentially in many other methods to improve their performance. Extensive experiments on public datasets demonstrate the effectiveness of our approach. In future work, we plan to investigate the possibility of applying our approach on dynamic behavior graphs for user preference modeling.

ACKNOWLEDGEMENT

We would like to thank the anonymous reviewers for their helpful comments. This research was supported by the grants of P0034058 (ZGAL) and P0038850 (ZGD1) funded by Alibaba and the General Research Fund No.15222220 funded by the UGC of Hong Kong.

REFERENCES

- [1] Qingyao Ai, Daniel N. Hill, S. V. N. Vishwanathan, and W. Bruce Croft. 2019. A Zero Attention Model for Personalized Product Search. In *Proceedings of the 28th ACM International Conference on Information and Knowledge Management, CIKM 2019, Beijing, China, November 3-7, 2019*. ACM, 379–388.
- [2] Qingyao Ai, Yongfeng Zhang, Keping Bi, Xu Chen, and W. Bruce Croft. 2017. Learning a Hierarchical Embedding Model for Personalized Product Search. In *Proceedings of the 40th International ACM SIGIR Conference on Research and Development in Information Retrieval, Shinjuku, Tokyo, Japan, August 7-11, 2017*. ACM, 645–654.
- [3] Qingyao Ai, Yongfeng Zhang, Keping Bi, and W. Bruce Croft. 2020. Explainable Product Search with a Dynamic Relation Embedding Model. *ACM Trans. Inf. Syst.* 38, 1 (2020), 4:1–4:29.
- [4] Ismail Badache. 2019. Exploring Differences in the Impact of Users’ Traces on Arabic and English Facebook Search. In *2019 IEEE/WIC/ACM International Conference on Web Intelligence, WI 2019, Thessaloniki, Greece, October 14-17, 2019*. 225–232.
- [5] Ismail Badache and Mohand Bouhanem. 2017. Fresh and Diverse Social Signals: Any Impacts on Search?. In *Proceedings of the 2017 Conference on Conference Human Information Interaction and Retrieval, CHIIR 2017, Oslo, Norway, March 7-11, 2017*.

- [6] Keping Bi, Qingyao Ai, and W. Bruce Croft. 2020. A Transformer-based Embedding Model for Personalized Product Search. In *Proceedings of the 43rd International ACM SIGIR conference on research and development in Information Retrieval, SIGIR 2020, Virtual Event, China, July 25-30, 2020*. ACM, 1521–1524.
- [7] Keping Bi, Qingyao Ai, and W. Bruce Croft. 2021. Learning a Fine-Grained Review-based Transformer Model for Personalized Product Search. In *SIGIR '21: The 44th International ACM SIGIR Conference on Research and Development in Information Retrieval, Virtual Event, Canada, July 11-15, 2021*. ACM, 123–132.
- [8] Keping Bi, Choon Hui Teo, Yesh Dattatreya, Vijai Mohan, and W. Bruce Croft. 2019. Leverage Implicit Feedback for Context-aware Product Search. In *Proceedings of the SIGIR 2019 Workshop on eCommerce, co-located with the 42nd International ACM SIGIR Conference on Research and Development in Information Retrieval, eCom@SIGIR 2019, Paris, France, July 25, 2019 (CEUR Workshop Proceedings, Vol. 2410)*. CEUR-WS.org.
- [9] Xuxiao Bu, Jihua Zhu, and Xueming Qian. 2020. Personalized product search based on user transaction history and hypergraph learning. *Multim. Tools Appl.* 79, 31–32 (2020), 22157–22175.
- [10] Sergiu Chelaru, Claudia Orellana-Rodriguez, and Ismail Sengör Altıngövdü. 2014. How useful is social feedback for learning to rank YouTube videos? *World Wide Web* (2014).
- [11] Ming Chen, Zhewei Wei, Zengfeng Huang, Bolin Ding, and Yaliang Li. 2020. Simple and Deep Graph Convolutional Networks. In *Proceedings of the 37th International Conference on Machine Learning, ICML 2020, 13-18 July 2020, Virtual Event (Proceedings of Machine Learning Research, Vol. 119)*. PMLR, 1725–1735.
- [12] Fan RK Chung and Fan Chung Graham. 1997. *Spectral graph theory*. Number 92. American Mathematical Soc.
- [13] Nick Craswell and Martin Szummer. 2007. Random walks on the click graph. In *SIGIR 2007: Proceedings of the 30th Annual International ACM SIGIR Conference on Research and Development in Information Retrieval, Amsterdam, The Netherlands, July 23-27, 2007*. ACM, 239–246.
- [14] Michaël Defferrard, Xavier Bresson, and Pierre Vandergheynst. 2016. Convolutional Neural Networks on Graphs with Fast Localized Spectral Filtering. In *Advances in Neural Information Processing Systems 29: Annual Conference on Neural Information Processing Systems 2016, December 5-10, 2016, Barcelona, Spain*. 3837–3845.
- [15] Chi Thang Duong, Hongzhi Yin, Dung Hoang, Minn Hung Nguyen, Matthias Weidlich, Quoc Viet Hung Nguyen, and Karl Aberer. 2020. Graph embeddings for one-pass processing of heterogeneous queries. In *2020 IEEE 36th International Conference on Data Engineering (ICDE)*. IEEE, 1994–1997.
- [16] Jianfeng Gao, Wei Yuan, Xiao Li, Kefeng Deng, and Jian-Yun Nie. 2009. Smoothing clickthrough data for web search ranking. In *Proceedings of the 32nd Annual International ACM SIGIR Conference on Research and Development in Information Retrieval, SIGIR 2009, Boston, MA, USA, July 19-23, 2009*. ACM, 355–362.
- [17] Aditya Grover and Jure Leskovec. 2016. node2vec: Scalable Feature Learning for Networks. In *Proceedings of the 22nd ACM SIGKDD International Conference on Knowledge Discovery and Data Mining, San Francisco, CA, USA, August 13-17, 2016*. ACM, 855–864.
- [18] Yangyang Guo, Zhiyong Cheng, Liqiang Nie, Yinglong Wang, Jun Ma, and Mohan Kankanhalli. 2019. Attentive long short-term preference modeling for personalized product search. *ACM Transactions on Information Systems (TOIS)* 37, 2 (2019), 1–27.
- [19] Yangyang Guo, Zhiyong Cheng, Liqiang Nie, Xin-Shun Xu, and Mohan Kankanhalli. 2018. Multi-modal preference modeling for product search. In *Proceedings of the 26th ACM international conference on Multimedia*. 1865–1873.
- [20] Christophe Van Gysel, Maarten de Rijke, and Evangelos Kanoulas. 2016. Learning Latent Vector Spaces for Product Search. In *Proceedings of the 25th ACM International Conference on Information and Knowledge Management, CIKM 2016, Indianapolis, IN, USA, October 24-28, 2016*. ACM, 165–174.
- [21] Will Hamilton, Zhitao Ying, and Jure Leskovec. 2017. Inductive representation learning on large graphs. In *NeurIPS*. 1024–1034.
- [22] Thomas N Kipf and Max Welling. 2017. Semi-supervised classification with graph convolutional networks. In *International Conference on Learning Representations*.
- [23] Quoc Le and Tomas Mikolov. 2014. Distributed representations of sentences and documents. In *International conference on machine learning*. PMLR, 1188–1196.
- [24] Qimai Li, Zhichao Han, and Xiao-Ming Wu. 2018. Deeper Insights Into Graph Convolutional Networks for Semi-Supervised Learning. In *Proceedings of the Thirty-Second AAAI Conference on Artificial Intelligence (AAAI-18), the 30th Innovative Applications of Artificial Intelligence (IAAI-18), and the 8th AAAI Symposium on Educational Advances in Artificial Intelligence (EAAI-18), New Orleans, Louisiana, USA, February 2-7, 2018*. AAAI Press, 3538–3545.
- [25] Qimai Li, Xiao-Ming Wu, Han Liu, Xiaotong Zhang, and Zhichao Guan. 2019. Label efficient semi-supervised learning via graph filtering. In *Proceedings of the IEEE/CVF Conference on Computer Vision and Pattern Recognition*. 9582–9591.
- [26] Xiangsheng Li, Maarten de Rijke, Yiqun Liu, Jiaxin Mao, Weizhi Ma, Min Zhang, and Shaoping Ma. 2020. Learning Better Representations for Neural Information Retrieval with Graph Information. In *CIKM '20: The 29th ACM International Conference on Information and Knowledge Management, Virtual Event, Ireland, October 19-23, 2020*. ACM, 795–804.
- [27] Shang Liu, Wanli Gu, Gao Cong, and Fuzheng Zhang. 2020. Structural Relationship Representation Learning with Graph Embedding for Personalized Product Search. In *CIKM '20: The 29th ACM International Conference on Information and Knowledge Management, Virtual Event, Ireland, October 19-23, 2020*. ACM, 915–924.
- [28] Tomás Mikolov, Kai Chen, Greg Corrado, and Jeffrey Dean. 2013. Efficient Estimation of Word Representations in Vector Space. In *1st International Conference on Learning Representations, ICLR 2013, Scottsdale, Arizona, USA, May 2-4, 2013, Workshop Track Proceedings*.
- [29] Thanh V. Nguyen, Nikhil Rao, and Karthik Subbian. 2020. Learning Robust Models for e-Commerce Product Search. In *Proceedings of the 58th Annual Meeting of the Association for Computational Linguistics, ACL 2020, Online, July 5-10, 2020*. Association for Computational Linguistics, 6861–6869.
- [30] Jianmo Ni, Jiacheng Li, and Julian McAuley. 2019. Justifying recommendations using distinctly-labeled reviews and fine-grained aspects. In *Proceedings of the 2019 Conference on Empirical Methods in Natural Language Processing and the 9th International Joint Conference on Natural Language Processing (EMNLP-IJCNLP)*. 188–197.
- [31] Xichuan Niu, Bofang Li, Chenliang Li, Rong Xiao, Haochuan Sun, Hongbo Deng, and Zhenzhong Chen. 2020. A Dual Heterogeneous Graph Attention Network to Improve Long-Tail Performance for Shop Search in E-Commerce. In *Proceedings of the 26th ACM SIGKDD International Conference on Knowledge Discovery & Data Mining*. 3405–3415.
- [32] Bryan Perozzi, Rami Al-Rfou, and Steven Skiena. 2014. DeepWalk: online learning of social representations. In *The 20th ACM SIGKDD International Conference on Knowledge Discovery and Data Mining, KDD '14, New York, NY, USA - August 24-27, 2014*. ACM, 701–710.
- [33] Yuanyuan Qi, Jiayue Zhang, Yansong Liu, Weiran Xu, and Jun Guo. 2020. CGTR: Convolution Graph Topology Representation for Document Ranking. In *Proceedings of the 29th ACM International Conference on Information & Knowledge Management*. 2173–2176.
- [34] Christophe Van Gysel, Maarten de Rijke, and Evangelos Kanoulas. 2017. Semantic Entity Retrieval Toolkit. In *SIGIR 2017 Workshop on Neural Information Retrieval (Neu-IR'17)*.
- [35] Petar Velickovic, Guillem Cucurull, Arantxa Casanova, Adriana Romero, Pietro Liò, and Yoshua Bengio. 2018. Graph Attention Networks. In *ICLR*.
- [36] Ziyang Wang, Wei Wei, Gao Cong, Xiao-Li Li, Xianling Mao, and Minghui Qiu. 2020. Global Context Enhanced Graph Neural Networks for Session-based Recommendation. In *Proceedings of the 43rd International ACM SIGIR conference on research and development in Information Retrieval, SIGIR 2020, Virtual Event, China, July 25-30, 2020*.
- [37] Teng Xiao, Jiaxin Ren, Zaiqiao Meng, Huan Sun, and Shangsong Liang. 2019. Dynamic Bayesian Metric Learning for Personalized Product Search. In *Proceedings of the 28th ACM International Conference on Information and Knowledge Management, CIKM 2019, Beijing, China, November 3-7, 2019*. ACM, 1693–1702.
- [38] Shaowei Yao, Jiwei Tan, Xi Chen, Keping Yang, Rong Xiao, Hongbo Deng, and Xiaojun Wan. 2021. Learning a Product Relevance Model from Click-Through Data in E-Commerce. In *WWW '21: The Web Conference 2021, Virtual Event / Ljubljana, Slovenia, April 19-23, 2021*. ACM / IW3C2, 2890–2899.
- [39] Yuan Zhang, Dong Wang, and Yan Zhang. 2019. Neural IR Meets Graph Embedding: A Ranking Model for Product Search. In *The World Wide Web Conference, WWW 2019, San Francisco, CA, USA, May 13-17, 2019*. ACM, 2390–2400.

APPENDIX

In this section, we provide a proof for Theorem 1. For a better reading experience, we rewrite Eq. (6,8,7) here.

The Laplacian-Beltrami operator, which measures the diversity of embeddings, is defined as:

$$\Omega(\mathbf{H}) = \sum_{k,i,j} a_{ij}(\mathbf{H}_{ki} - \mathbf{H}_{kj})^2. \quad (18)$$

The convolution without jumping connection is defined as:

$$\mathbf{H}^{(l+1)} = (\omega \mathbf{I} + (1 - \omega) \mathbf{D}^{-1} \mathbf{A}) \mathbf{H}^{(l)}. \quad (19)$$

The convolution with jumping connection is defined as:

$$\tilde{\mathbf{H}}^{(l+1)} = (\omega \mathbf{I} + (1 - \omega) \mathbf{D}^{-1} \mathbf{A}) (\beta \mathbf{H}^{(0)} + (1 - \beta) \tilde{\mathbf{H}}^{(l)}), \quad (20)$$

THEOREM 1. *If the initial diversity $\Omega(\mathbf{H}^{(0)}) > 0$, then for any integer $l > 0$, $\beta \in (0, 1)$, and $\omega \in (0.5, 1)$, $\tilde{\mathbf{H}}^{(l)}$ is strictly more diverse than $\mathbf{H}^{(l)}$:*

$$\Omega(\tilde{\mathbf{H}}^{(l)}) > \Omega(\mathbf{H}^{(l)}). \quad (21)$$

While l approaches infinity, jumping connections can prevent the diversity of product representations from collapsing to 0 (over-smoothing), i.e.,

$$\lim_{l \rightarrow 0} \Omega(\tilde{\mathbf{H}}^{(l)}) > \lim_{l \rightarrow 0} \Omega(\mathbf{H}^{(l)}) = 0. \quad (22)$$

PROOF. Let $\mathbf{L} = \mathbf{I} - \mathbf{D}^{-1} \mathbf{A}$, then $\Omega(\cdot)$ becomes

$$\Omega(\mathbf{H}) = \sum_k \mathbf{H}_{:,k}^\top \mathbf{L} \mathbf{H}_{:,k}, \quad (23)$$

where $\mathbf{H}_{:,k}$ is the k -th column of \mathbf{H} . Denote arbitrary column of \mathbf{H} by h , then we only need to prove

$$(\tilde{h}^{(l)})^\top \mathbf{L} \tilde{h}^{(l)} = \Omega(\tilde{h}^{(l)}) > \Omega(h^{(l)}) = (h^{(l)})^\top \mathbf{L} h^{(l)}$$

and

$$\lim_{l \rightarrow 0} \Omega(\tilde{h}^{(l)}) > \lim_{l \rightarrow 0} \Omega(h^{(l)}) = 0.$$

Let $\mathbf{F} = (\omega \mathbf{I} + (1 - \omega) \mathbf{D}^{-1} \mathbf{A})$. From Eq. (19) and (20), we could obtain general formula for $h^{(l)}$ and $\tilde{h}^{(l)}$:

$$h^{(l)} = \mathbf{F}^l h^{(0)} \quad (24)$$

$$\tilde{h}^{(l)} = \left((1 - \beta)^l \mathbf{F}^l + \beta \sum_{k=1}^l (1 - \beta)^{k-1} \mathbf{F}^k \right) h^{(0)} \quad (25)$$

Denote the eigen-decomposition of \mathbf{L} by $\mathbf{U} \mathbf{\Lambda} \mathbf{U}^\top$, where \mathbf{U} is the eigenbasis and $\mathbf{\Lambda}$ is a diagonal matrix with corresponding eigenvalues, then

$$\mathbf{F} = (\mathbf{I} - (1 - \omega) \mathbf{L}) = \mathbf{U} (\mathbf{I} - (1 - \omega) \mathbf{\Lambda}) \mathbf{U}^\top = \mathbf{U} \mathbf{M} \mathbf{U}^\top \quad (26)$$

where $\mathbf{M} = \mathbf{I} - (1 - \omega) \mathbf{\Lambda}$. Denote $c = \mathbf{U}^\top h^{(0)}$ and substitute \mathbf{F} in Eq. (24,25) by (26):

$$\Omega(h^{(0)}) = c^\top \mathbf{\Lambda} c = \sum_i \lambda_i c_i^2, \quad (27)$$

$$\Omega(h^{(l)}) = c^\top \mathbf{M}^{2l} \mathbf{\Lambda} c = \sum_i (1 - (1 - \omega) \lambda_i)^{2l} \lambda_i c_i^2 \quad (28)$$

$$= \sum_i g_l^2(\lambda_i) \lambda_i c_i^2, \quad (29)$$

$$\Omega(\tilde{h}^{(l)}) = c^\top \left((1 - \beta)^l \mathbf{M}^l + \beta \sum_{k=1}^l (1 - \beta)^{k-1} \mathbf{M}^k \right)^2 \mathbf{\Lambda} c \quad (30)$$

$$= \sum_i f_l^2(\lambda_i) \lambda_i c_i^2, \quad (31)$$

where

$$g_l(\lambda) = (1 - (1 - \omega) \lambda)^l, \quad (32)$$

$$f_l(\lambda) = (1 - \beta)^l g_l(\lambda) + \beta \sum_{k=1}^l (1 - \beta)^{k-1} g_k(\lambda). \quad (33)$$

Now, we only need to compare $g_l(\lambda)$ and $f_l(\lambda)$. Notice that $\omega \in (0.5, 1)$ and λ is the eigenvalue of the normalized graph laplacian \mathbf{L} , so $\lambda \in [0, 2]$ and $1 - (1 - \omega) \lambda \in (0, 1]$. Then, $g_l(\lambda)$ is positive and decreases as l increases:

$$g_{l_1}(\lambda) \geq g_{l_2}(\lambda) > 0, \text{ for any } l_2 > l_1. \quad (34)$$

The equality holds only if $\lambda = 0$. When it comes to $f_l(\lambda)$, we have

$$f_l(\lambda) \geq \left((1 - \beta)^l + \beta \sum_{k=1}^l (1 - \beta)^{k-1} \right) g_l(\lambda) = g_l(\lambda) > 0. \quad (35)$$

Given Eq. (29,31,35), we can conclude

$$\Omega(\tilde{h}^{(l)}) \geq \Omega(h^{(l)}). \quad (36)$$

Notice that the initial diversity $\Omega(h^{(0)}) > 0$, so there exists such λ_i that $\lambda_i c_i^2 > 0$ and $\lambda_i \neq 0$, and the equality does not hold and the inequality (21) is proved.

Now, we consider the limits of $f_l(\lambda)$ and $g_l(\lambda)$:

$$\lim_{l \rightarrow \infty} f_l(\lambda) = \frac{\beta(1 - (1 - \omega) \lambda)}{1 - (1 - \beta)(1 - (1 - \omega) \lambda)} > 0, \quad (37)$$

$$\lim_{l \rightarrow \infty} g_l(\lambda) = 0, \text{ for all } \lambda > 0. \quad (38)$$

As a consequence,

$$\lim_{l \rightarrow 0} \Omega(\tilde{h}^{(l)}) > \lim_{l \rightarrow 0} \Omega(h^{(l)}) = 0. \quad (39)$$

Eq. (22) is also proved. \square