

WAD-CMSN: Wasserstein Distance based Cross-Modal Semantic Network for Zero-Shot Sketch-Based Image Retrieval*

Guanglong Xu¹, Zhensheng Hu², Jia Cai^{3,*}

Abstract

Zero-shot sketch-based image retrieval (ZSSBIR), as a popular studied branch of computer vision, attracts wide attention recently. Unlike sketch-based image retrieval (SBIR), the main aim of ZSSBIR is to retrieve natural images given free hand-drawn sketches that may not appear during training. Previous approaches used semantic aligned sketch-image pairs or utilized memory expensive fusion layer for projecting the visual information to a low dimensional subspace, which ignores the significant heterogeneous cross-domain discrepancy between highly abstract sketch and relevant image. This may yield poor performance in the training phase. To tackle this issue and overcome this drawback, we propose a Wasserstein distance based cross-modal semantic network (WAD-CMSN) for ZSSBIR. Specifically, it first projects the visual information of each branch (sketch, image) to a common low dimensional semantic subspace via Wasserstein distance in an adversarial training manner. Furthermore, identity matching loss is employed to select useful features, which can not only capture complete semantic knowledge, but also alleviate the over-fitting phenomenon caused by the WAD-CMSN model. Experimental results on the challenging Sketchy (Extended) and TU-Berlin (Extended) datasets indicate the effectiveness of the proposed WAD-CMSN model over several competitors.

Keywords: Zero-Shot Learning, Sketch-Based Image Retrieval, Wasserstein distance, Identity matching loss.

1. Introduction

Image retrieval plays important roles in modern science and technology, which has popular applications in computer vision, medical image analysis, and e-commerce. Traditional image retrieval utilizes textual descriptions to retrieve images given queries, which may be difficult to achieve in real-world situations. Due to the rapid development and prosperity of touch screen devices, free hand-drawn sketches based image retrieval attracts serious widespread attention, which formed a new area, namely, sketch-based image retrieval (SBIR). A sketch is a quickly-done drawing without many details, which is highly abstract and intuitive to human beings. In practice, we may confront with the difficulty of training all the classes, which is unrealistic and may lead to poor retrieval performance when testing on unseen classes. Hence, ZSSBIR, a generalization of SBIR in the zero-shot learning (ZSL) setting, have emerged in real-world applications. ZSSBIR is an extremely challenging task, which needs to simultaneously tackle the problems of cross-modal matching, heterogeneous domain discrepancy and limited knowledge of the unseen classes. Traditional SBIR methods may face the over-fitting problem in the source domain, neglect the unseen classes and cannot handle the above issues. Meanwhile, conventional ZSL methods can only deal with the single modality problems. Thus, ZSSBIR tries to combine the advantages of ZSL and SBIR. Prior works on ZSSBIR attempt to learn a mapping from an input sketch to a relevant image using labelled aligned pairs, which is either unavailable or very expensive in practice. Furthermore, the introduction of fusion layer that jointly represents two or more modalities is costly in terms of memory. Semantically paired cycle consistent generative model [11] was delicate designed to alleviate these drawbacks, while progressive independent feature decomposition cross-modal network (PDFD) [34] was also investigated. However, as demonstrated in [3], [11] and [34] try to minimize the Jensen-Shannon (JS) divergence of the

*The work described in this paper is supported partially by the National Natural Science Foundation of China (11871167), Project of Guangdong Province Innovative Team (2017WCXTD004, 2020WCXTD011), Foundation of Guangdong Educational Committee (2019KZDZX1023), Special Support Plan for High-Level Talents of Guangdong Province (2019TQ05X571).

*Corresponding author

Email addresses: guanglongxu2018@gmail.com (Guanglong Xu), huzhsh6@mail2.sysu.edu.cn (Zhensheng Hu), jiacai1999@gdufe.edu.cn (Jia Cai)

¹School of Economics and Finance, South China University of Technology, Guangzhou, 510641, P. R. China.

²School of Computer Science and Engineering, Sun Yat-Sen University, Guangzhou, 510006, P. R. China.

³School of Artificial Intelligence and Digital Economy Industry, Guangdong University of Finance & Economics, Guangzhou, 510320, P. R. China.

two heterogeneous distributions, which may be inappropriate. JS divergence can only portray the situation when the two distributions have overlapping areas. If the two distributions have almost no intersection, the gradient of the JS divergence is zero, which means the parameters of the model cannot be updated. However, the Wasserstein distance can alleviate these shortcomings due to the fact that sketch and image are from heterogeneous domains with different distributions.

In this article, we propose a Wasserstein distance based cross-modal semantic network (WAD-CMSN) for the ZSSBIR task. The main idea can be addressed as follows. Firstly, each branch maps the features of sketch (image) to a common low dimensional semantic subspace based on Wasserstein distance via adversarial training. Secondly, the cycle consistency constraint is introduced on each branch. On one hand, it enforces to project the sketch and image modality to a common subspace. On the other hand, it can be guaranteed that we can reach to the original sketch or image modality when translating the features back to the original modality. In addition, classification constraint on the generators' output will produce discriminative generated features. Thirdly, imposing by the label embedding method [2], we utilize text-based and hierarchical models to conduct semantic knowledge supervision. The main contributions are described as the following.

- We present a novel Wasserstein distance based adversarial loss and identity matching loss to efficiently bridge the heterogeneous domain gap between sketch and image modality.
- The proposed approach can well capture the complete semantic features of sketch-image pairs, mitigate the over-fitting phenomenon.
- Extensive experiments are investigated on two large-scale datasets, namely, Sketchy (Extended) and TU-Berlin (Extended) to indicate the efficiency and effectiveness of the WAD-CMSN model.

The remainder of the paper is organized as follows. In Section 2, we give a brief review of SBIR, ZSL and ZSSBIR. Section 3 devotes to the design of the novel algorithm. Section 4 discusses the experimental results. Section 5 concludes the paper.

2. Related Work

Firstly, let us give a brief review of SBIR, ZSL and ZSSBIR.

Sketch-Based Image Retrieval. The main aim of SBIR is to reduce the cross-domain gap between sketches and relevant images, which consists of two categories: hand-crafted based methods and deep learning-based methods [20]. Hand-crafted approaches try to extract the edge map of images, then match those images with highly abstract sketch. Famous methods such as gradient field HOG descriptor [15], Fuzzy rule [17], histogram of oriented edges, [25], and learned key shapes [26] fall into this category. For deep learning-based methods, [36] used CNN and developed a deep model based on triplet ranking loss to tackle SBIR for the first time. Siamese networks [8] are found suitable for cross-modal retrieval. Distinct type of loss functions such as contrastive loss [8], triplet ranking loss [27, 36], and higher-order learnable energy function (HOLEF) based loss [31] are employed and investigated in these frameworks. Xu et al. [33] proposed a novel cross-modality representation learning paradigm for SBIR. The above-mentioned references focus on coarse-grained SBIR. However, fine-grained SBIR gained widespread popularity recently. A novel deep neural network, namely, sketch-a-net [37] was designed for instance-level SBIR issue.

Zero-Shot Learning. Zero-shot learning is a recently widely discussed branch of computer vision, which refers to retrieve objects that are not available during the training phase. Generally, it consists of two categories, viz, embedding-based and generative-based approaches. Embedding-based approaches learn nonlinear multi-modal embedding [1, 6, 30, 32, 39]. For generative-based approaches, [5] introduced a conditional generative moment matching network to synthesize the features of unseen categories. Chen et al. [7] investigated semantic-preserving adversarial embedding network for ZSL. ZSL requires side information, which can effectively transfer learned knowledge from seen categories to unavailable categories. Attribute is one famous type of side information, which requires expensive human annotation, however. Thus, a flurry of works [2, 32, 24] utilized text-based model [21] or hierarchical model [22] as auxiliary information for label embedding.

Zero-Shot Sketch-Based Image Retrieval. Shen et al. [28] investigated a generative hashing model to solve the ZSSBIR task for the first time. Yelamarthi et al. [35] proposed condi-

tional variational and conditional adversarial auto-encoder based models for the ZSSBIR task. Recently, [11] utilized category-level side information and disclosed a paired cycle consistent generative model (SEM-PCYC). Moreover, [12] proposed a novel style-guided fake-image generation method, while [9] addressed a progressive semantic network by first aligning the features of sketch and image, and subsequently projecting the aligned features to a common low dimensional subspace.

3. The proposed approach

In this paper, we address a two-branch Wasserstein distance based cross-modal semantic network, which embodies the discrepancy of different domains (sketch, image). The proposed model projects sketch and image features to a common semantic subspace in an adversarial manner under the semantic knowledge supervision. Before depicting the proposed WAD-CMSN model, let us first show the idea of SBIR task (Fig.1). The structure of SBIR contains two branches for sketch and image, respectively. Let $\mathcal{D}_{tr} = \{X^{tr}, Y^{tr}, S^{tr}, C^{tr}\}$ be a training set contains N_s samples of sketches $X^{tr} = \{x_i^{tr}\}_{i=1}^{N_s}$, images $Y^{tr} = \{y_i^{tr}\}_{i=1}^{N_s}$, semantic embedding $S^{tr} = \{s_i^{tr}\}_{i=1}^{N_s}$ and category labels $C^{tr} = \{c_i^{tr}\}_{i=1}^{N_s}$. Let us denote $\mathcal{D}_{ts} = \{X^{ts}, Y^{ts}, C^{ts}\}$ as the test set, which contains sketches $X^{ts} = \{x_i^{ts}\}_{i=1}^{N_u}$, images $Y^{ts} = \{y_i^{ts}\}_{i=1}^{N_u}$, and category labels $C^{ts} = \{c_i^{ts}\}_{i=1}^{N_u}$ with N_u samples. Since we consider SBIR in the zero-shot setting, obviously, $C^{tr} \cap C^{ts} = \emptyset$. Thus, X^{tr} and Y^{tr} are used for training. At the test phase, given an unseen sketch x_i^{ts} in X^{ts} , ZSSBIR aims at retrieving images from the gallery Y^{ts} . The objective of WAD-CMSN model is to learn the discriminative function f_{θ} , and generators $G_{\theta_{sk}}(\cdot) : \mathbb{R}^d \rightarrow \mathbb{R}^M$, $G_{\theta_{im}}(\cdot) : \mathbb{R}^d \rightarrow \mathbb{R}^M$ for sketch and image, respectively. Then project them into a common semantic space, where the learned knowledge could be transferred to the unavailable classes. The structure of the model could be depicted in Fig. 2.

3.1. Semantic feature generation

In practice, sketch and image are not aligned, which results in knowledge loss. To alleviate this kind of problem, semantic embedding is introduced, which can provide knowledge supervision at category levels, align the projected features of sketch and image to the word vector in an adversarial manner.

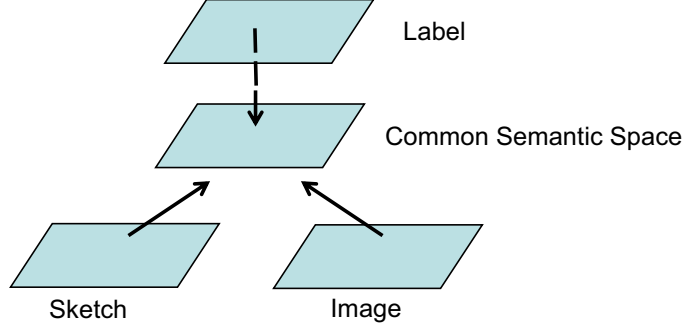


Figure 1: The pipeline of SBIR, which simultaneously projects sketch/image features and label information into common low dimensional semantic space for efficient retrieval.

Semantic knowledge embedding: Text-based and hierarchical models are widely utilized to attain initial side information. Word2vec and Glove are two famous important text-based embeddings. Word2vec, a two layered neural network, can map words into a high dimensional vector space, where each word is represented by a vector. Glove learns word vectors based on word co-occurrence matrix, which can effectively encode crucial semantic information, while WordNet is utilized to attain semantic similarity for hierarchical model due to the fact that most of classes of Sketchy (Extended) and TU-Berlin (Extended) are contained in WordNet. Thus, the similarity between words can be measured by path similarity (computing the number of hops) and Jiang-Conrath [16]. Moreover, the text-based and hierarchical models are combined via a feature selection auto-encoder [42].

As mentioned above, sketch and image features have significant domain gap. To efficiently bridge the heterogeneous domain gap, an appropriate distance metric is necessary. In the literature, Wasserstein distance is suitable to measure the domain discrepancy. Recall the Wasserstein distance (also called earth mover’s distance, EM distance) between the source and target domains is computed as the following:

$$W(p_r, p_z) = \inf_{\gamma \in \Pi(p_r, p_z)} \mathbb{E}_{(x,y) \in \gamma} [\|x - y\|], \quad (1)$$

where p_r and p_z denote two distributions, and $\Pi(p_r, p_z)$ is the set of all joint distributions $\gamma(x, y)$. In [4], it has been proved that Wasserstein distance is more suitable to measure the discrepancy of two distinct distributions than KL divergence and JS divergence.

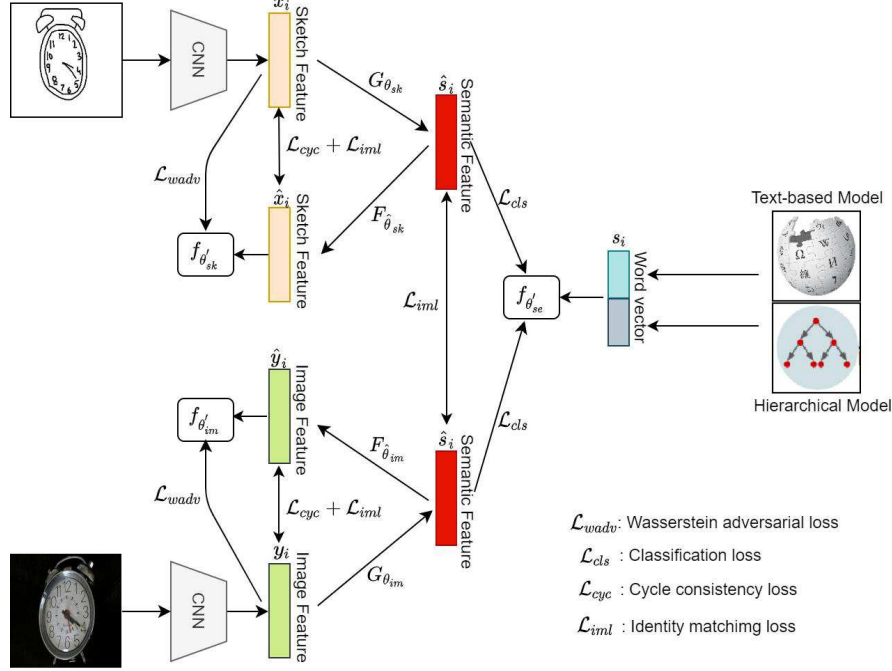


Figure 2: Structure of WAD-CMSN.

Wasserstein distance based adversarial loss: Ref. [4] stated that the infimum in Eq. (1) is intractable. Thus, to tackle the feature gap between sketches and images, we introduce the following Wasserstein distance based adversarial loss inspired from Eq. (2) in [4]:

$$\min_G \max_{\|f\|_L \leq 1} \mathcal{L}(f, G) = \mathbb{E}_{\mathbf{x} \sim p_r(\mathbf{x})}[f(\mathbf{x})] - \mathbb{E}_{\mathbf{z} \sim p_z(\mathbf{z})}[f(G(\mathbf{z}))],$$

where $\|f\|_L \leq 1$ means the 1-Lipschitz function. As indicated in Fig. 2, each branch (sketch or image) contains a generator G_θ and a common discriminative function f_θ . The features of sketch-image pairs are extracted utilizing pre-trained VGG16 [29] on ImageNet [10] database. We consider four generators $G_{\theta_{sk}} : X \rightarrow S$, $G_{\theta_{im}} : Y \rightarrow S$, $F_{\hat{\theta}_{sk}} : S \rightarrow X$ and $F_{\hat{\theta}_{im}} : S \rightarrow Y$. $G_{\theta_{sk}}$ and $G_{\theta_{im}}$ try to minimize the objective stated in Eq. (2) against $f_{\theta'_{se}}$ that attempts to maximize it,

$$\min_{G_{\theta_{sk}}, G_{\theta_{im}}} \max_{f_{\theta'_{se}}} \mathcal{L}_{wadv}(G_{\theta_{sk}}, G_{\theta_{im}}, f_{\theta'_{se}}, \mathbf{x}, \mathbf{y}, \mathbf{s}^{tr}) = 2\mathbb{E}[f_{\theta'_{se}}(\mathbf{s}^{tr})] - \mathbb{E}[f_{\theta'_{se}}(G_{\theta_{sk}}(\mathbf{x}))] - \mathbb{E}[f_{\theta'_{se}}(G_{\theta_{im}}(\mathbf{y}))], \quad (2)$$

where \mathbf{x} (\mathbf{y} resp.) is the sketch (image resp.) feature, \mathbf{s}^{tr} denotes the word vector, $G_{\theta_{sk}}$ ($G_{\theta_{im}}$ resp.) stands for sketch (image resp.) semantic generation function, while $f_{\theta'_{se}}$ means discrimi-

native function. Similarly, for the generator $F_{\hat{\theta}_{sk}}$ (resp. $F_{\hat{\theta}_{im}}$) and its discriminative function $f_{\theta'_{sk}}$ (resp. $f_{\theta'_{im}}$), the objective is

$$\min_{F_{\hat{\theta}_{sk}}} \max_{f_{\theta'_{sk}}} \mathcal{L}_{wadv}(F_{\hat{\theta}_{sk}}, f_{\theta'_{sk}}, \mathbf{x}, \mathbf{s}^{tr}) = \mathbb{E}[f_{\theta'_{sk}}(\mathbf{x})] - \mathbb{E}[f_{\theta'_{sk}}(F_{\hat{\theta}_{sk}}(\mathbf{s}^{tr}))], \quad (3)$$

and

$$\min_{F_{\hat{\theta}_{im}}} \max_{f_{\theta'_{im}}} \mathcal{L}_{wadv}(F_{\hat{\theta}_{im}}, f_{\theta'_{im}}, \mathbf{y}, \mathbf{s}^{tr}) = \mathbb{E}[f_{\theta'_{im}}(\mathbf{y})] - \mathbb{E}[f_{\theta'_{im}}(F_{\hat{\theta}_{im}}(\mathbf{s}^{tr}))], \quad (4)$$

where $F_{\hat{\theta}_{sk}}$ ($F_{\hat{\theta}_{im}}$ resp.) minimize the objective and $f_{\theta'_{sk}}$ ($f_{\theta'_{im}}$ resp.) tries to maximize it. Therefore, the main aim of Wasserstein distance based adversarial loss is to learn semantic features that are expected to be similar to the word vectors.

Cycle consistency loss: Previous adversarial approach could bridge the significant cross-domain gap efficiently. However, there is no guarantee whether an input and its output are well matched. Similar to [11], we consider cycle consistency constraint. When we project the features of a sketch (resp. image) to the low dimensional semantic subspace, and then interpret it back to the sketch (resp. image) feature space, we should arrive back at the same original sketch (resp. image) features. Therefore, cycle consistency loss helps learning mappings across domains when we can not obtain aligned samples. The cycle consistency loss can be defined as

$$\min_{G_{\theta_{sk}}, F_{\hat{\theta}_{sk}}} \mathcal{L}_{cyc}(G_{\theta_{sk}}, F_{\hat{\theta}_{sk}}) = \mathbb{E}[\|F_{\hat{\theta}_{sk}}(G_{\theta_{sk}}(\mathbf{x})) - \mathbf{x}\|_1] + \mathbb{E}[\|G_{\theta_{sk}}(F_{\hat{\theta}_{sk}}(\mathbf{s}^{tr})) - \mathbf{s}^{tr}\|_1], \quad (5)$$

$$\min_{G_{\theta_{im}}, F_{\hat{\theta}_{im}}} \mathcal{L}_{cyc}(G_{\theta_{im}}, F_{\hat{\theta}_{im}}) = \mathbb{E}[\|F_{\hat{\theta}_{im}}(G_{\theta_{im}}(\mathbf{y})) - \mathbf{y}\|_1] + \mathbb{E}[\|G_{\theta_{im}}(F_{\hat{\theta}_{im}}(\mathbf{s}^{tr})) - \mathbf{s}^{tr}\|_1], \quad (6)$$

Classification loss: Obviously, adversarial training presented in Eqs.(2)-(4) and cycle consistency constraints outlined in Eqs. (5) and (6) do not ensure whether we can obtain discriminative generated features. To overcome this drawback, we add discriminative classifier on the input data, and consider

$$\begin{aligned} \min_{G_{\theta_{sk}}} \mathcal{L}_{cls}(G_{\theta_{sk}}) &= -\mathbb{E}[\log P(c|G_{\theta_{sk}}(\mathbf{x}))], \\ \min_{G_{\theta_{im}}} \mathcal{L}_{cls}(G_{\theta_{im}}) &= -\mathbb{E}[\log P(c|G_{\theta_{im}}(\mathbf{y}))], \end{aligned} \quad (7)$$

where c is the category label of \mathbf{x} and \mathbf{y} .

Identity matching loss: Since we extract features from different categories, it is difficult to measure the discrepancy between the transformed features and those before transformed. For a given category, the semantic features of a sketch and its corresponding image are the same, i.e., $G_{\theta_{sk}}(\mathbf{x}) \approx G_{\theta_{im}}(\mathbf{y})$. On the contrary, under the projection of generator $F(\cdot)$, the features of a sketch or an image should be similar to the semantic features. Hence, we need to minimize

$$\mathcal{L}_{iml}(G_{\theta_{sk}}, G_{\theta_{im}}, F_{\hat{\theta}_{sk}}, F_{\hat{\theta}_{im}}) = \|G_{\theta_{sk}}(\mathbf{x}) - G_{\theta_{im}}(\mathbf{y})\|_2^2 + \|F_{\hat{\theta}_{sk}}(\mathbf{s}^{tr}) - \mathbf{x}\|_2^2 + \|F_{\hat{\theta}_{im}}(\mathbf{s}^{tr}) - \mathbf{y}\|_2^2, \quad (8)$$

with respect to (w.r.t) $G_{\theta_{sk}}$, $G_{\theta_{im}}$, $F_{\hat{\theta}_{sk}}$, and $F_{\hat{\theta}_{im}}$. The identity matching loss introduced here is different from the previously discussed identity loss and cycle consistency loss. On one hand, we use ℓ_2 norm instead of ℓ_1 norm, since ℓ_1 norm may lead to sparse results and yield poor performance in the final model. On the other hand, whether the projected \mathbf{x} and \mathbf{y} in the semantic space, the input \mathbf{x} (\mathbf{y}) and the mapping of \mathbf{s}^{tr} are well-matched cannot be guaranteed by the cycle consistency loss and the identity loss. Thus, based upon the mentioned above steps, we can extract semantic features from sketch and real image through adversarial training to achieve cross-domain retrieval.

3.2. Objective and Optimizer

Therefore, the full model can be addressed as follows:

$$\mathcal{L}_{total} = \mathcal{L}_{wadv} + \mathcal{L}_{cyc} + \mathcal{L}_{cls} + \mathcal{L}_{iml}, \quad (9)$$

We train Eq. (9) using RMSprop in Pytorch, and depict the optimization mechanism in Algorithm 1. The expression of \mathcal{L}_{wadv} indicates that the generators $G_{\theta_{sk}}$, $G_{\theta_{im}}$, $F_{\hat{\theta}_{sk}}$ and $F_{\hat{\theta}_{im}}$ minimize \mathcal{L}_{wadv} against discriminative functions $f_{\theta'_{sk}}$, $f_{\theta'_{im}}$, and $f_{\theta'_{im}}$ that try to maximize \mathcal{L}_{wadv} . We can decompose $\mathcal{L}_{wadv} = \mathcal{L}_{gen} + \mathcal{L}_{dis}$, where \mathcal{L}_{gen} denotes the loss of the generators, and \mathcal{L}_{dis} stands for the loss of the discriminative functions. In this paper, we first update the discriminators' parameters with respect to \mathcal{L}_{dis} , and then optimize the network parameters of the WAD-CMSN model with respect to \mathcal{L}_{ps} :

$$\mathcal{L}_{ps} = \mathcal{L}_{gen} + \mathcal{L}_{cyc} + \mathcal{L}_{cls} + \mathcal{L}_{iml}. \quad (10)$$

Algorithm 1 Wasserstein Distance based Cross-Modal Semantic Network (WAD-CMSN).

Input:

Data $\mathcal{D}_{tr} = \{X^{tr}, Y^{tr}, S^{tr}, C^{tr}\}$, max training iteration M , batch size BN .

Output:

$\theta_{sk}, \theta_{im}, \hat{\theta}_{sk}, \hat{\theta}_{im}, \theta'_{sk}, \theta'_{se}, \theta'_{im}$

- 1: Initial parameters $\theta_{sk}, \theta_{im}, \hat{\theta}_{sk}, \hat{\theta}_{im}, \theta'_{sk}, \theta'_{se}, \theta'_{im}, \mathbf{s}^{tr}$;
 - 2: **for** $t = 1$ to M **do**
 - 3: Generate sketch and image features \mathbf{x}, \mathbf{y} ;
 - 4: Compute Wasserstein distance based adversarial loss via Eqs. (2), (3), and (4);
 - 5: Compute cycle consistency loss via Eqs. (5) and (6);
 - 6: Compute classification loss via Eq. (7);
 - 7: Compute identity matching loss via Eq. (8);
 - 8: Update $\theta_{sk}, \hat{\theta}_{sk}, \theta_{im}, \hat{\theta}_{im}$ via stochastic gradient descent w.r.t. \mathcal{L}_{dis} ;
 - 9: Compute \mathcal{L}_{ps} via Eq. (10);
 - 10: Update $\theta'_{sk}, \theta'_{se}, \theta'_{im}$ via stochastic gradient descent w.r.t. \mathcal{L}_{ps} ;
 - 11: **end for**
 - 12: **return** $\theta_{sk}, \theta_{im}, \hat{\theta}_{sk}, \hat{\theta}_{im}, \theta_{f_{sk}}, \theta_{f_{se}}, \theta_{f_{im}}$.
-

4. Experiment

4.1. Setting

There are two popular widely used benchmarks to evaluate the performance of SBIR, i.e., Sketchy (Extended) and TU-Berlin (Extended). We will conduct experiments on them.

Sketchy is a large collection of sketch-photo pairs with 125 categories. It contains 75,479 sketches and 12,500 images. Liu et al. [20] extended the original Sketchy dataset by adding extra 60,502 images. Hence, Sketchy (Extended) has totally 73,002 images. We select 100 seen classes for training while the remaining 25 categories are used for test.

TU-Berlin contains 20,000 sketches and 204,489 images from 250 categories. Unlike Sketchy (Extended) dataset, TU-Berlin dataset only has category-level matches. Following the data partition method outlined in [11], we select the same 30 categories of sketches and images

as a query set, while the remaining 220 categories are used for training.

Baselines: We compare the proposed method with three ZSSBIR methods:

- **CVAE [35]** introduced two auto-encoder models for the ZSSBIR task, i.e., conditional variational based and conditional adversarial based models.
- **SEM-PCYC [11]** presented a semantically aligned cycle-consistency generative model under the semantic supervision of category levels.
- **ZSIH (binary) [28]** proposed a hashing model for the ZSSBIR task.

four SBIR methods

- **Softmax (Baseline)** calculated the $4096 - D$ (D stands for dimensional) VGG-16 feature vector for nearest neighbor search.
- **Siamese CNN [23]** studied a novel Siamese network for coarse-grained SBIR.
- **SaN [38]** constructed a novel deep neural network, termed sketch-a-net, to capture the features of the sketches by employing the idea of AlexNet.
- **GN Triplet [27]** presented the first large-scale collection of sketch-image pairs: Sketchy database, and gave fine-grained relations between sketches and relevant images.

and five ZSL methods

- **CMT [30]** utilized outlier detection in the semantic space and two separate recognition models, which do not require manually defined semantic features for either words or images.
- **SSE [40]** proposed a new framework to generate bit-scalable hashing codes.
- **JLSE [41]** formulated zero-shot learning as a binary prediction problem, and constructed a joint discriminative learning framework via dictionary learning.
- **SAE [18]** presented a semantic auto-encoder based ZSL method.

- **FRWGAN [13]** introduced a multi-modal cycle consistent constraint for the GAN training, which forces the generated visual features to reconstruct the original semantic features.

Evaluation Metrics: We utilize the same criterion described in previous work [28], i.e., mean average precision (mAP) and precision considering top 100 (Prec@100) to evaluate the ranked retrieval results. Average precision is the precision averaged across all values of recall between 0 and 1. In general, given a sketch query, the average precision (AP) can be computed as

$$AP(N) = \sum_{s=1}^N P(s)\delta_r(s),$$

for the top N ranked retrieval results, where $P(s)$ is the precision at cutoff of s images, and $\delta_r(s)$ stands for the change in recall that happened between cutoff $s - 1$ and cutoff s . Thus, the mAP can be computed as

$$mAP = \frac{1}{n} \sum_{i=1}^n AP_i,$$

where AP_i is the AP of class i , n is the total number of classes.

4.2. Implementing Details

The proposed WAD-CMSN model is trained with RMSprop optimizer on Pytorch with initial training rate $1E - 4$. The input size of the image is 224×224 . For feature extraction of both sketches and images, the pre-trained VGG16 on ImageNet dataset (before the final pooling layer) is considered as a feature extractor, and the final extracted features have dimension 512. Thus, 512- D vector is accepted by the two generators $G_{\theta_{sk}}$ and $G_{\theta_{im}}$, which output 64- D features. The generators $F_{\hat{\theta}_{sk}}$ and $F_{\hat{\theta}_{im}}$ accept 64- D features and output 512- D vector. Moreover, Wikipedia is utilized to pre-train the text-based model and extract 300- D word vectors. Under the zero-shot scenario, the seen categories are utilized to construct the hierarchy embedding. Hence, the hierarchical embedding for Sketchy (Extended) (TU-Berlin (Extended) resp.) dataset contains 354 (664 resp.) nodes ([22]). At first, the word vectors constructed from the text-based approach and the hierarchical model are joined together, and play the role of semantic knowledge supervision via adversarial training. The decoder is introduced to obtain the 64- D features. During test, retrieval features are attained by feeding all the sketches and images into the proposed network.

Secondly, the distance between the features of the sketch and those of the images is computed. Finally, top 100 images are selected and the retrieval accuracy is calculated.

Furthermore, to conduct a fair comparison, we adopt the same validation set as described in [11] to test the performance after training each epoch (takes about 70 seconds). The mAP value and loss value of each epoch are demonstrated in Fig. 3.

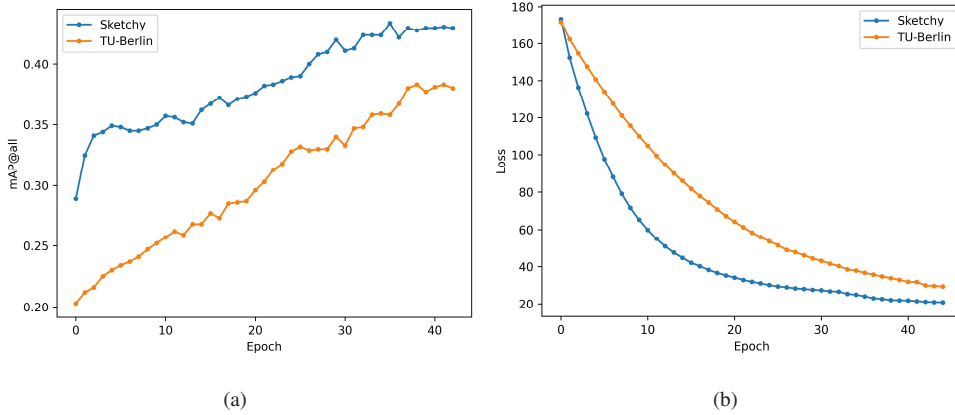


Figure 3: The mAP value and loss value of each epoch for Sketchy (Extended) and TU-Berlin (Extended) dataset: (a). mAP value; (b). loss value.

4.3. Results

The performance of all comparison methods is portrayed in Tables 1 and 2. As can be observed from Tables 1 and 2, the proposed WAD-CMSN method outperforms all the SBIR, ZSL, and ZSSBIR methods. This is because SBIR methods aim at handling the problems of cross-modal retrieval, and can not deal with knowledge transfer, while the ZSL focuses on alleviating the semantic knowledge from seen categories to unavailable novel classes (unseen classes). Therefore, the ZSSBIR methods, which inherit the merits of SBIR and ZSL, can achieve better performance. Moreover, under the zero-shot scenario, the proposed model outperforms the counterparts by at least 6% (4% resp.) on Sketchy (Extended) (TU-Berlin (Extended) resp.) in terms of the mAP index. This indicates that the proposed model can efficiently bridge the significant domain gap, which gets benefits from the introduction of Wasserstein distance based adversarial loss, cycle consistency loss, identity matching loss and semantic knowledge supervision. We find

that all the methods perform worse on TU-Berlin (Extended) database. This may be due to the overlapping and visual similarity in some categories of the TU-Berlin (Extended) database.

Table 1: Comparison of retrieval performance with competitors on Sketchy (Extended) dataset.

Methods	Sketchy (Extended)			
	mAP	Precision@100	Dimension	
SBIR	Softmax (Baseline)	0.114	0.172	4096
	Siamese CNN	0.132	0.175	64
	SaN	0.115	0.125	512
	GN Triplet	0.204	0.296	1024
ZSL	CMT	0.087	0.102	300
	SSE	0.116	0.161	100
	JLSE	0.131	0.185	100
	SAE	0.216	0.293	300
	FRWGAN	0.127	0.169	512
ZSSBIR	CVAE	0.196	0.284	4096
	SEM-PCYC	0.349	0.463	64
	ZSIH(binary)	0.258	0.342	64
	ours	0.415	0.525	64

We also analyze the retrieval performance of our WAD-CMSN model qualitatively in Fig. 4, where blue ticks mean correctly retrieved candidate, and red crosses denote wrongly retrieved candidate images. As shown in Fig. 4, sketch query of bear retrieves some rhinoceros, and querying knife retrieves some examples of door handle. This is probably because both of them are visually similar. Sketch query of guitar retrieves some violins, probably because guitar and violin both belong to the instrument category, and they are semantic similar classes. In general, as can be observed, the wrongly retrieved candidate images and queried sketches mostly have closer visual or semantic relevance, which is more common in TU-Berlin (Extended) dataset. This may be due to the fact that TU-Berlin (Extended) contains many categories of inter-class similar sketches. For instance, the duck and swan categories are visual similar, having the common watery background, and all belong to the bird category.

Table 2: Comparison of retrieval performance with competitors on TU-Berlin (Extended) dataset.

Methods	TU-Berlin (Extended)			
	mAP	Precision@100	Dimension	
SBIR	Softmax (Baseline)	0.089	0.143	4096
	Siamese CNN	0.109	0.141	64
	SaN	0.089	0.108	512
	GN Triplet	0.175	0.253	1024
ZSL	CMT	0.062	0.078	300
	SSE	0.089	0.121	220
	JLSE	0.109	0.155	220
	SAE	0.167	0.221	300
	FRWGAN	0.110	0.157	512
ZSSBIR	CVAE	0.005	0.001	4096
	SEM-PCYC	0.297	0.426	64
	ZSIH(binary)	0.223	0.294	64
	ours	0.351	0.464	64

4.4. Effect of semantic knowledge supervision

Semantic knowledge supervision, which provides semantic similarity between different categories is crucial in the zero-shot learning. We analyze and discuss the impacts of different semantic embeddings and their combinations, which are presented based on 64-D retrieval features. We demonstrated them in Table 3. As we can see, on Sketchy (Extended), the combination of Word2vec and Jiang-Conrath’s hierarchical similarity achieves the mAP at 0.415, while on TU-Berlin (Extended) dataset, the combination of Word2vec and path similarity leads to the mAP value of 0.351. We conclude from the experimental results that text-based approach and hierarchal model are crucial and complementary for ZSSBIR task.

4.5. Ablation Study

To justify the effectiveness of the proposed model, several ablation studies are investigated and displayed in Table 4. We first train a model that only uses adversarial loss. Secondly, to verify the effectiveness of the proposed method, we separately add identity matching loss and



Figure 4: Top 10 retrieved images attained by WAD-CMSN on Sketchy (Extended) and TU-Berlin (Extended) datasets.

Table 3: The mAP results using different semantic embeddings (top) and their combinations (bottom).

Text-based Model		Hierarchical Model		Sketchy(Extended)	TU-Berlin(Extended)
Word2vec	Glove	Path	Jiang-Conrath		
	✓			0.294	0.247
✓				0.346	0.254
		✓		0.328	0.256
			✓	0.331	0.252
	✓	✓		0.351	0.331
	✓		✓	0.372	0.342
✓		✓		0.375	0.351
✓			✓	0.415	0.345

Wasserstein distance to test based on adversarial loss. Thirdly, we set a baseline that considers Wasserstein distance based adversarial loss. Finally, we add cycle consistency loss to the base-

line, and replace it with classification loss and identity matching loss alternatively. The mAP

Table 4: Ablation study in terms of the mAP values.

Loss function	Sketchy (Extended)	TU-Berlin (Extended)
Only adversarial loss	0.128	0.109
Adversarial loss + identity matching loss	0.241	0.199
Adversarial loss+ Wasserstein distance(Baseline)	0.238	0.207
Baseline+cycle consistency loss	0.314	0.223
Baseline+classification loss	0.307	0.241
Baseline +identity matching loss	0.301	0.232
Our full model	0.415	0.351

values attained by different situations mentioned above are portrayed in Table 4. As the results indicate, only considering adversarial loss without Wasserstein distance, the performance of the proposed model drops significantly. When considering Wasserstein distance based adversarial loss, there is a great performance improvement about 11% (9% resp.) on Sketchy (Extended) (TU-Berlin (Extended) resp.), which means the Wasserstein distance based metric is reasonable and efficient for dealing with the feature gap issue. Table 4 also indicates that the sketch and image from the same category are not well-matched when considering only adversarial loss. Therefore, we add different loss functions alternatively to the baseline. The performance of the model does not improve too much, however. Thus, it can be concluded that all the four loss functions are complimentary to each other. Compared to the results without semantic embeddings, the performance of the full model improves significantly, which in turn demonstrates that semantic knowledge supervision is critical for the ZSSBIR task. Moreover, the distribution of the retrieved features is visualized using t-SNE [19] in Fig. 5, where 10 classes (different colors in the figure) from sketch modality are selected using two distinct methods. As demonstrated in Fig. 5, Wasserstein distance based method yields discernible semantic features.

5. Conclusion

In this article, we presented a novel WAD-CMSN network for the ZSSBIR task. Each branch of the proposed WAD-CMSN model maps a sketch and an image to a common low dimen-

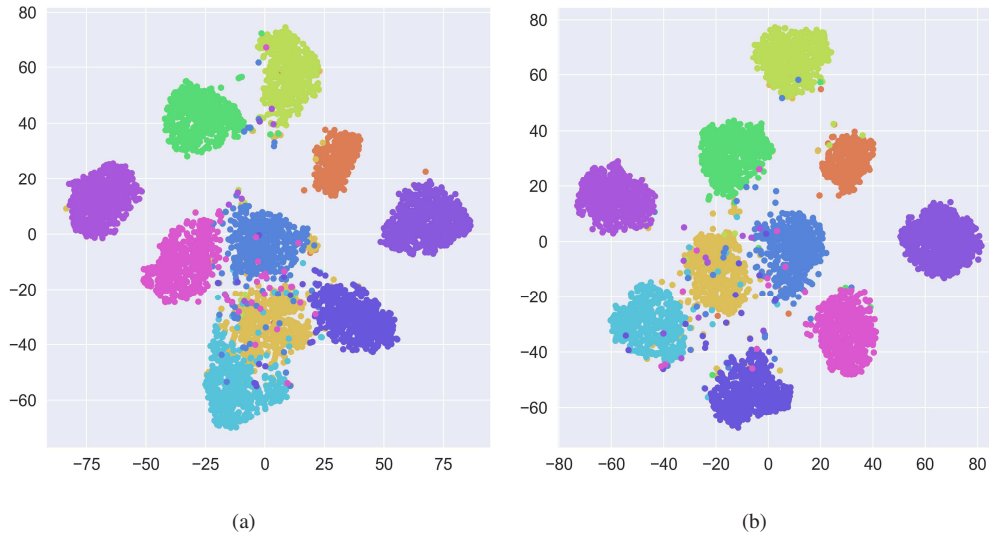


Figure 5: Visualization of the retrieval features on the TU-Berlin (Extended) dataset: (a). Without Wasserstein distance method; (b). Wasserstein distance based method

sional semantic space in an adversarial fashion. Firstly, cycle consistency loss imposed on both branches does not require the sketches and images to be aligned. Secondly, the classification loss on the generators' output ensures the features to be discriminative. Subsequently, identity matching loss can not only preserve the original features of the sketches and the images, but also alleviate the over-fitting phenomenon. In addition, the use of semantic embeddings is important for knowledge transfer. Experimental results on two benchmarks: Sketchy (Extended) and TU-Berlin (Extended) datasets indicate the efficacy of our WAD-CMSN model compared to several existing ZSSBIR methods. We believe the proposed model could be applied in other fields of artificial intelligence besides SBIR.

References

- [1] Z. Akata, F. Perronnin, Z. Harchaoui, and C. Schmid. Label-embedding for image classification. *IEEE Transactions on Pattern Analysis and Machine Intelligence*, 38(7):1425–1438, 2015.
- [2] Z. Akata, S. Reed, D. Walter, H. Lee, and B. Schiele. Evaluation of output embeddings for fine-grained image classification. In *Proceedings of the IEEE Conference on Computer Vision and Pattern Recognition*, pages 2927–2936, 2015.

- [3] M. Arjovsky and L. Bottou. Towards principled methods for training generative adversarial networks. *International Conference on Learning Representations*, 2017.
- [4] M. Arjovsky and L. Bottou. Wasserstein generative adversarial networks. *International Conference on Machine Learning*, 2017.
- [5] M. Bucher, S. Herbin, and F. Jurie. Generating visual representations for zero-shot classification. In *Proceedings of the IEEE International Conference on Computer Vision Workshops*, pages 2666–2673, 2017.
- [6] S. Changpinyo, W.-L. Chao, and F. Sha. Predicting visual exemplars of unseen classes for zero-shot learning. In *Proceedings of the IEEE International Conference on Computer Vision*, pages 3476–3485, 2017.
- [7] L. Chen, H. Zhang, J. Xiao, W. Liu, and S.-F. Chang. Zero-shot visual recognition using semantics-preserving adversarial embedding networks. In *Proceedings of the IEEE Conference on Computer Vision and Pattern Recognition*, pages 1043–1052, 2018.
- [8] S. Chopra, R. Hadsell, and Y. LeCun. Learning a similarity metric discriminatively, with application to face verification. In *2005 IEEE Computer Society Conference on Computer Vision and Pattern Recognition (CVPR'05)*, volume 1, pages 539–546. IEEE, 2005.
- [9] C. Deng, X. Xu, H. Wang, M. Yang, and D. Tao. Progressive cross-modal semantic network for zero-shot sketch-based image retrieval. *IEEE Transactions on Image Processing*, 29:8892–8902, 2020.
- [10] J. Deng, W. Dong, R. Socher, L.-J. Li, K. Li, and L. Fei-Fei. Imagenet: A large-scale hierarchical image database. In *2009 IEEE Conference on Computer Vision and Pattern Recognition*, pages 248–255. Ieee, 2009.
- [11] A. Dutta and Z. Akata. Semantically tied paired cycle consistency for zero-shot sketch-based image retrieval. In *Proceedings of the IEEE/CVF Conference on Computer Vision and Pattern Recognition*, pages 5089–5098, 2019.
- [12] T. Dutta and S. Biswas. Style-guided zero-shot sketch-based image retrieval. In *BMVC*, volume 2, page 9, 2019.
- [13] R. Felix, I. Reid, G. Carneiro, et al. Multi-modal cycle-consistent generalized zero-shot learning. In *Proceedings of the European Conference on Computer Vision (ECCV)*, pages 21–37, 2018.
- [14] I. J. Goodfellow, J. Pouget-Abadie, M. Mirza, B. Xu, D. Warde-Farley, S. Ozair, A. Courville, and Y. Bengio. Generative adversarial nets. In *Proceedings of the 27th International Conference on Neural Information Processing Systems - Volume 2*, pages 2672—2680, 2014.
- [15] R. Hu and J. Collomosse. A performance evaluation of gradient field hog descriptor for sketch based image retrieval. *Computer Vision and Image Understanding*, 117(7):790–806, 2013.
- [16] J. J. Jiang and D. W. Conrath. Semantic similarity based on corpus statistics and lexical taxonomy. In *Proceedings of Conference on Computational Linguistics and Speech Processing, ROCLING*, pages 19–33, 1997.
- [17] M. A. Khan and A. S. Jalal. A fuzzy rule based multimodal framework for face sketch-to-photo retrieval. *Expert Systems with Applications*, 134:138–152, 2019.
- [18] E. Kodirov, T. Xiang, and S. Gong. Semantic autoencoder for zero-shot learning. In *Proceedings of the IEEE conference on computer vision and pattern recognition*, pages 3174–3183, 2017.
- [19] V. D. M. Laurens and G. Hinton. Visualizing data using t-sne. *Journal of Machine Learning Research*, 9(2605):2579–2605, 2008.
- [20] L. Liu, F. Shen, Y. Shen, X. Liu, and L. Shao. Deep sketch hashing: Fast free-hand sketch-based image retrieval.

- In *Proceedings of the IEEE Conference on Computer Vision and Pattern Recognition*, pages 2862–2871, 2017.
- [21] T. Mikolov, K. Chen, G. Corrado, and J. Dean. Efficient estimation of word representations in vector space. *arXiv preprint arXiv:1301.3781*, 2013.
- [22] G. A. Miller. Wordnet: a lexical database for english. *Communications of the ACM*, 38(11):39–41, 1995.
- [23] Y. Qi, Y.-Z. Song, H. Zhang, and J. Liu. Sketch-based image retrieval via siamese convolutional neural network. In *2016 IEEE International Conference on Image Processing (ICIP)*, pages 2460–2464. IEEE, 2016.
- [24] S. Reed, Z. Akata, H. Lee, and B. Schiele. Learning deep representations of fine-grained visual descriptions. In *Proceedings of the IEEE Conference on Computer Vision and Pattern Recognition*, pages 49–58, 2016.
- [25] J. M. Saavedra. Sketch based image retrieval using a soft computation of the histogram of edge local orientations (s-helo). In *2014 IEEE International Conference on Image Processing (ICIP)*, pages 2998–3002. IEEE, 2014.
- [26] J. M. Saavedra, J. M. Barrios, and S. Orand. Sketch based image retrieval using learned keyshapes (lks). In *BMVC*, volume 1, page 7, 2015.
- [27] P. Sangkloy, N. Burnell, C. Ham, and J. Hays. The sketchy database: learning to retrieve badly drawn bunnies. *ACM Transactions on Graphics (TOG)*, 35(4):1–12, 2016.
- [28] Y. Shen, L. Liu, F. Shen, and L. Shao. Zero-shot sketch-image hashing. In *Proceedings of the IEEE Conference on Computer Vision and Pattern Recognition*, pages 3598–3607, 2018.
- [29] K. Simonyan and A. Zisserman. Very deep convolutional networks for large-scale image recognition. *International Conference on Learning Representations*, 2014.
- [30] R. Socher, M. Ganjoo, H. Sridhar, O. Bastani, C. D. Manning, and A. Y. Ng. Zero-shot learning through cross-modal transfer. In *International Conference on Neural Information Processing Systems*, pages 935–943, 2013.
- [31] J. Song, Q. Yu, Y.-Z. Song, T. Xiang, and T. M. Hospedales. Deep spatial-semantic attention for fine-grained sketch-based image retrieval. In *Proceedings of the IEEE International Conference on Computer Vision*, pages 5551–5560, 2017.
- [32] Y. Xian, Z. Akata, G. Sharma, Q. Nguyen, M. Hein, and B. Schiele. Latent embeddings for zero-shot classification. In *Proceedings of the IEEE Conference on Computer Vision and Pattern Recognition*, pages 69–77, 2016.
- [33] D. Xu, X. Alameda-Pineda, J. Song, E. Ricci, and N. Sebe. Cross-paced representation learning with partial curricula for sketch-based image retrieval. *IEEE Transactions on Image Processing*, 27(9):4410–4421, 2018.
- [34] X. Xu, C. Deng, M. Yang, and H. Wang. Progressive domain-independent feature decomposition network for zero-shot sketch-based image retrieval. In *Proceedings of the Twenty-Ninth International Joint Conference on Artificial Intelligence*, 2020.
- [35] S. K. Yelamathi, S. K. Reddy, A. Mishra, and A. Mittal. A zero-shot framework for sketch based image retrieval. In *Proceedings of the European Conference on Computer Vision (ECCV)*, pages 300–317, 2018.
- [36] Q. Yu, F. Liu, Y.-Z. Song, T. Xiang, T. M. Hospedales, and C.-C. Loy. Sketch me that shoe. In *Proceedings of the IEEE Conference on Computer Vision and Pattern Recognition*, pages 799–807, 2016.
- [37] Q. Yu, Y. Yang, F. Liu, Y.-Z. Song, T. Xiang, and T. M. Hospedales. Sketch-a-net: A deep neural network that beats humans. *International Journal of Computer Vision*, 122(3):411–425, 2017.
- [38] Q. Yu, Y. Yang, Y.-Z. Song, T. Xiang, and T. Hospedales. Sketch-a-net that beats humans. In *Proceedings of the*

- European Conference on Computer Vision (ECCV)*, pages 300–317, 2015.
- [39] L. Zhang, T. Xiang, and S. Gong. Learning a deep embedding model for zero-shot learning. In *Proceedings of the IEEE Conference on Computer Vision and Pattern Recognition*, pages 2021–2030, 2017.
- [40] R. Zhang, L. Lin, R. Zhang, W. Zuo, and L. Zhang. Bit-scalable deep hashing with regularized similarity learning for image retrieval and person re-identification. *IEEE Transactions on Image Processing*, 24(12):4766–4779, 2015.
- [41] Z. Zhang and V. Saligrama. Zero-shot learning via joint latent similarity embedding. In *proceedings of the IEEE Conference on Computer Vision and Pattern Recognition*, pages 6034–6042, 2016.
- [42] S. Wang and F. Yun. Feature selection guided auto-encoder. In *Proceedings of the AAAI Conference on Artificial Intelligence*, 2017.