

# Regularized Q-learning

Han-Dong Lim<sup>1</sup>

limaries30@kaist.ac.kr

Do Wan Kim<sup>2</sup>

dowankim@hanbat.ac.kr

Donghwan Lee<sup>1</sup>

donghwan@kaist.ac.kr

<sup>1</sup>Department of Electrical Engineering, KAIST, Daejeon, 34141, South Korea

<sup>2</sup>Department of Electrical Engineering, Hanbat National University

## Abstract

Q-learning is widely used algorithm in reinforcement learning community. Under the lookup table setting, its convergence is well established. However, its behavior is known to be unstable with the linear function approximation case. This paper develops a new Q-learning algorithm that converges when linear function approximation is used. We prove that simply adding an appropriate regularization term ensures convergence of the algorithm. We prove its stability using a recent analysis tool based on switching system models. Moreover, we experimentally show that it converges in environments where Q-learning with linear function approximation has known to diverge. We also provide an error bound on the solution where the algorithm converges.

## 1. Introduction

Recently, reinforcement learning has shown great success in various fields. For instance, Mnih et al., 2015 achieved human level performance in several video games in the Atari benchmark (Bellemare et al., 2013). Since then, researches on deep reinforcement learning algorithms have shown significant progresses (Lan et al., 2020; Chen et al., 2021). For example, Badia et al., 2020 performs better than standard human performance in all 57 Atari games. Schrittwieser et al., 2020 solves Go, chess, Shogi, and Atari without prior knowledge about the rules. Although great success has been achieved in practice, there is still gap between theory and the practical success. Especially when off-policy, function approximation, and bootstrapping are used together, the algorithm may diverge or show unstable behaviors. This phenomenon is called the deadly triad (Sutton & Barto, 2018). Famous counter-examples are given in Baird, 1995; Tsitsiklis & Van Roy, 1997.

For policy evaluation, especially for temporal-difference (TD) learning algorithm, there has been several algorithms to resolve the deadly triad issue. Bradtke & Barto, 1996 uses least-squares method to compute fixed point of TD-learning algorithm, but suffers from  $O(h^2)$  time complexity, where  $h$  is number of features. Maei, 2011; Sutton et al., 2009 developed gradient descent based methods which minimize the mean square projected Bellman error. Ghiassian et al., 2020 added regularization term to TD Correction (TDC) algorithm, which uses single time scale step-size. Lee et al., 2021 introduced several variants of the gradient TD (GTD) algorithm under control theoretic frameworks. Sutton et al., 2016 re-weights some states to match on-policy distribution to stabilize the off-policy TD-learning. Diddigi et al., 2019 uses  $l_2$  regularization to propose a new convergent off-policy TD-learning algorithm.

First presented by Watkins & Dayan, 1992, Q-learning also suffers from divergence issues under the deadly triad. While there are convergence results under the look-up table setting (Watkins & Dayan, 1992; Jaakkola et al., 1994; Borkar & Meyn, 2000; Lee & He, 2019), even with simple linear function approximation, the convergence is only guaranteed under strong assumptions (Melo et al., 2008; Lee & He, 2019; Yang & Wang, 2019). Melo et al., 2008 adopts an assumption that the behavior policy and target policy are similar enough to guarantee convergence, which is not practical in general. Lee & He, 2019 assumes a strong assumption to ensure the convergence with the so-called switching system approach. Yang & Wang, 2019 has a stringent assumption on anchor state-action pairs. There are few works, Agarwal et al., 2021; Carvalho et al., 2020; Zhang et al., 2021; Maei et al., 2010, that guarantee convergence under more general assumptions.

The main goal of this paper is to propose a practical Q-learning algorithm that guarantees convergence under linear function approximation. We prove its convergence using the ordinary differential equation (O.D.E) analysis framework (Borkar & Meyn, 2000) together with the

switching system approach developed in Lee & He, 2019. As in Lee & He, 2019, we construct upper and lower comparison systems, and prove its global asymptotic stability based on switching system theories. Compared to the standard Q-learning (Watkins & Dayan, 1992), the only difference is the additional  $l_2$  regularization term, which makes the algorithm relatively simple. Compared to the previous works (Carvalho et al., 2020; Maei et al., 2010), our algorithm is single time-scale, and hence, shows faster convergence rates experimentally. Our algorithm directly uses bootstrapping rather than circumventing the issue in the deadly triad. Therefore, it could give a new insight into training reinforcement learning algorithms without using the so-called target network technique introduced in Mnih et al., 2015. The main contributions of this paper are summarized as follows:

1. A new single time-scale Q-learning algorithm with linear function approximation is proposed.
2. We prove the convergence of the proposed algorithm based on the O.D.E. approach together with the switching system model in Lee & He, 2019.
3. We experimentally show that our algorithm performs faster than other two time-scale Q-learning algorithms (Carvalho et al., 2020; Maei et al., 2010).

Related works are summarized as follows: Motivated by the empirical success of the deep Q-learning in Mnih et al., 2015, recent works in Zhang et al., 2021; Carvalho et al., 2020; Agarwal et al., 2021 use the target network to circumvent the bootstrapping issue and guarantees convergence. Carvalho et al., 2020 uses a two time-scale learning method, and has a strong assumption on the boundedness of the feature matrix. Zhang et al., 2021 used  $l_2$  regularization with the target network, while a projection step is involved, which makes it difficult to implement practically. Moreover, it also uses a two time-scale learning method. Agarwal et al., 2021 additionally uses the so-called experience replay technique with the target network, and also has a strong assumption on the boundedness of the feature matrix. Furthermore, the optimality is only guaranteed under a specific type of Markov Decision Process. Maei et al., 2010 suggested the so-called Greedy-GQ (gradient Q-learning) algorithm, but due to non-convexity of the objective function, it could converge to a local optima.

## 2. Preliminaries and Notations

### 2.1. Markov Decision Process

We consider an infinite horizon Markov Decision Process (MDP), which consists of a tuple  $\mathcal{M} = (\mathcal{S}, \mathcal{A}, P, r, \gamma)$ , where the state space  $\mathcal{S}$  and action space  $\mathcal{A}$  are finite sets,

$P(s'|s, a)$  denotes the transition model,  $r : \mathcal{S} \times \mathcal{A} \times \mathcal{S} \rightarrow \mathbb{R}$  is the reward, and  $\gamma \in (0, 1)$  is the discount factor. Given a stochastic policy  $\pi : \mathcal{S} \rightarrow \mathcal{P}(\mathcal{A})$ , where  $\mathcal{P}(\mathcal{A})$  is the set of probability distributions over  $\mathcal{A}$ , agent at the current state  $s_k$  selects an action  $a_k \sim \pi(\cdot|s_k)$ , then the agent's state changes to the next state  $s_{k+1} \sim P(\cdot|s_k, a_k)$ , and receives reward  $r_{k+1} := r(s_k, a_k, s_{k+1})$ . A deterministic policy is a special stochastic policy, which can be defined simply as a mapping  $\pi : \mathcal{S} \rightarrow \mathcal{A}$ , which maps a state to an action.

The objective of the Markov decision problem (MDP) is to find a deterministic optimal policy, denoted by  $\pi^*$ , such that the cumulative discounted rewards over infinite time horizons is maximized, i.e.,

$$\pi^* := \arg \max_{\pi} \mathbb{E} \left[ \sum_{k=0}^{\infty} \gamma^k r_k \mid \pi \right],$$

where  $(s_0, a_0, s_1, a_1, \dots)$  is a state-action trajectory generated by the Markov chain under policy  $\pi$ , and  $\mathbb{E}[\cdot|\pi]$  is an expectation conditioned on the policy  $\pi$ .

The Q-function under policy  $\pi$  is defined as

$$Q^{\pi}(s, a) = \mathbb{E} \left[ \sum_{k=0}^{\infty} \gamma^k r_k \mid s_0 = s, a_0 = a, \pi \right],$$

$$s \in \mathcal{S}, a \in \mathcal{A},$$

and the optimal Q-function is defined as  $Q^*(s, a) = Q^{\pi^*}(s, a)$  for all  $s \in \mathcal{S}, a \in \mathcal{A}$ . Once  $Q^*$  is known, then an optimal policy can be retrieved by the greedy action, i.e.,  $\pi^*(s) = \arg \max_{a \in \mathcal{A}} Q^*(s, a)$ . Throughout, we assume that the MDP is ergodic so that the stationary state distribution exists and the Markov decision problem is well posed.

It is known that the optimal Q-function satisfies the so-called Bellman equation expressed as follows:

$$\begin{aligned} & Q^*(s, a) \\ &= \mathbb{E} \left[ r_{k+1} + \max_{a_{k+1} \in \mathcal{A}} \gamma Q^*(s_{k+1}, a_{k+1}) \mid s_k = s, a_k = a \right] \\ &:= \mathcal{T}Q^* \end{aligned} \tag{1}$$

where  $\mathcal{T}$  is called the Bellman operator.

### 2.2. Notations

In this paper, we will use an O.D.E. model of Q-learning to analyze its convergence. To this end, it is useful to introduce some notations in order to simplify the overall expressions. Throughout the paper,  $e_a$  and  $e_s$  denote  $a$ -th and  $s$ -th canonical basis vectors in  $\mathbb{R}^{|\mathcal{A}|}$  and  $\mathbb{R}^{|\mathcal{S}|}$ , respectively. Moreover,  $\otimes$  stands for the Kronecker product. Let us in-

roduce the following notations:

$$\begin{aligned}
P &:= \begin{bmatrix} P_1 \\ \vdots \\ P_{|\mathcal{A}|} \end{bmatrix} \in \mathbb{R}^{|\mathcal{S}||\mathcal{A}| \times |\mathcal{S}|}, \quad R := \begin{bmatrix} R_1 \\ \vdots \\ R_{|\mathcal{A}|} \end{bmatrix} \in \mathbb{R}^{|\mathcal{S}||\mathcal{A}|}, \\
Q &:= \begin{bmatrix} Q_1 \\ \vdots \\ Q_{|\mathcal{A}|} \end{bmatrix} \in \mathbb{R}^{|\mathcal{S}||\mathcal{A}|}, \\
D_a &:= \begin{bmatrix} d(1, a) & & \\ & \ddots & \\ & & d(|\mathcal{S}|, a) \end{bmatrix} \in \mathbb{R}^{|\mathcal{S}| \times |\mathcal{S}|}, \\
D &:= \begin{bmatrix} D_1 & & \\ & \ddots & \\ & & D_{|\mathcal{A}|} \end{bmatrix} \in \mathbb{R}^{|\mathcal{S}||\mathcal{A}| \times |\mathcal{S}||\mathcal{A}|},
\end{aligned}$$

where  $P_a \in \mathbb{R}^{|\mathcal{S}| \times |\mathcal{S}|}$ ,  $a \in \mathcal{A}$  is the state transition matrix whose  $i$ -th row and  $j$ -th column component denotes the probability of transition to state  $j$  when action  $a$  is taken at state  $i$ ,  $P^\pi \in \mathbb{R}^{|\mathcal{S}||\mathcal{A}| \times |\mathcal{S}||\mathcal{A}|}$  represents the state-action transition matrix under policy  $\pi$ , i.e.,

$$\begin{aligned}
&(e_s \otimes e_a)^T P^\pi (e_{s'} \otimes e_{a'}) \\
&= \mathbb{P}[s_{k+1} = s', a_{k+1} = a' | s_k = s, a_k = a, \pi],
\end{aligned}$$

$Q_a = Q(\cdot, a) \in \mathbb{R}^{|\mathcal{S}|}$ ,  $a \in \mathcal{A}$  and  $R_a(s) := \mathbb{E}[r(s, a, s') | s, a]$ ,  $s \in \mathcal{S}$ . Moreover,  $d(\cdot, \cdot)$  is the state-action visit distribution, where i.i.d random variables  $\{(s_k, a_k)\}_{k=0}^\infty$  are sampled, i.e.,

$$d(s, a) = \mathbb{P}[s_k = s, a_k = a], \quad \forall a \in \mathcal{A}, s \in \mathcal{S}.$$

With a slight abuse of notation,  $d$  will be also used to denote the vector  $d \in \mathbb{R}^{|\mathcal{S}||\mathcal{A}|}$  such that

$$d^T (e_s \otimes e_a) = d(s, a), \quad \forall s \in \mathcal{S}, a \in \mathcal{A}.$$

In this paper, we represent a policy in a matrix form in order to formulate a switching system model. In particular, for a given policy  $\pi$ , define the matrix

$$\Pi^\pi := \begin{bmatrix} e_{\pi(1)} \otimes e_1 \\ \vdots \\ e_{\pi(|\mathcal{S}|)} \otimes e_{|\mathcal{S}|} \end{bmatrix} \in \mathbb{R}^{|\mathcal{S}| \times |\mathcal{S}||\mathcal{A}|}. \quad (2)$$

Then, we can prove that for any deterministic policy,  $\pi$ , we have

$$\Pi^\pi Q = \begin{bmatrix} Q(1, \pi(1)) \\ Q(2, \pi(2)) \\ \vdots \\ Q(|\mathcal{S}|, \pi(|\mathcal{S}|)) \end{bmatrix}.$$

For simplicity, let  $\Pi_Q := \Pi^\pi$  for  $Q \in \mathbb{R}^{|\mathcal{S}||\mathcal{A}|}$ .

Moreover, we can prove that for any deterministic policy  $\pi$ ,  $P^\pi = P \Pi^\pi \in \mathbb{R}^{|\mathcal{S}||\mathcal{A}| \times |\mathcal{S}||\mathcal{A}|}$ . Using the notations introduced, the Bellman equation in (1) can be compactly written as

$$Q^* = \gamma P \Pi_{Q^*} Q^* + R =: \mathcal{T} Q^*,$$

where  $\pi_{Q^*}$  is the greedy policy defined as  $\pi_{Q^*}(s) = \arg \max_{a \in \mathcal{A}} Q^*(s, a)$ .

### 2.3. Q-learning with linear function approximation

Q-learning is widely used model-free learning to find  $Q^*$ , whose updates are given as

$$Q_{k+1}(s_k, a_k) \leftarrow Q_k(s_k, a_k) + \alpha_k \delta_k, \quad (3)$$

where

$$\delta_k = r_{k+1} + \gamma \max_{a \in \mathcal{A}} Q_k(s_{k+1}, a) - Q_k(s_k, a_k)$$

is called the TD error. Each update uses an i.i.d. sample  $(s_k, a_k, r_k, s_{k+1})$ , where  $(s_k, a_k)$  is sampled from a state-action distribution  $d(\cdot, \cdot)$ .

Here, we assume that the step-size is chosen to satisfy the so-called the Robbins-Monro condition

$$\alpha_k > 0, \quad \sum_{k=0}^\infty \alpha_k = \infty, \quad \sum_{k=0}^\infty \alpha_k^2 < \infty. \quad (4)$$

When the state-space and action-space are too large, then the memory and computational complexities usually become intractable. In such cases, function approximation is commonly used to approximate Q-function, (Mnih et al., 2015; Schrittwieser et al., 2020; Hessel et al., 2018; Lan et al., 2020). Linear function approximation is the simplest function approximation approach. In particular, we use the feature matrix  $X \in \mathbb{R}^{|\mathcal{S}||\mathcal{A}| \times h}$  and parameter vector  $\theta \in \mathbb{R}^h$  to approximate the Q-function, i.e.,  $Q \simeq X\theta$ , where the feature matrix is expressed as

$$X := \begin{bmatrix} x^T(1, 1) \\ \vdots \\ x^T(1, |\mathcal{A}|) \\ \vdots \\ x^T(|\mathcal{S}|, |\mathcal{A}|) \end{bmatrix} \in \mathbb{R}^{|\mathcal{S}||\mathcal{A}| \times h}.$$

Here,  $x(\cdot, \cdot) \in \mathbb{R}^h$  is called the feature vector, and  $h$  is a positive integer with  $h \ll |\mathcal{S}|$ . The corresponding greedy policy becomes

$$\pi_{X\theta}(s) = \arg \max_{a \in \mathcal{A}} x^T(s, a)\theta. \quad (5)$$

Next, we summarize some assumptions adapted throughout this paper.

**Assumption 2.1.** The state-action visit distribution is positive, i.e.,  $d(s, a) > 0$  for all  $s \in \mathcal{S}, a \in \mathcal{A}$ .

**Assumption 2.2.** The feature matrix,  $X$ , has full column rank, and is a non-negative matrix. Moreover, columns of  $X$  are orthogonal.

**Assumption 2.3** (Boundedness on feature matrix and reward matrix). There exists constants,  $X_{\max} > 0$  and  $R_{\max} > 0$ , such that

$$\begin{aligned} \max(\|X\|_{\infty}, \|X^T\|_{\infty}) &< X_{\max}, \\ \|R\|_{\infty} &< R_{\max}. \end{aligned}$$

Note that [Theorem 2.2](#) and [Theorem 2.3](#) are commonly adopted in the literature, e.g. [Carvalho et al. \(2020\)](#); [Melo et al. \(2008\)](#); [Lee & He \(2019\)](#). Moreover, under [Theorem 2.1](#),  $D$  is a nonsingular diagonal matrix with strictly positive diagonal elements.

**Lemma 2.4.** ([Gosavi, 2006](#)) Under [Theorem 2.3](#), the optimal  $Q$ -function,  $Q^*$ , is bounded as follows:

$$\|Q^*\|_{\infty} \leq \frac{R_{\max}}{1 - \gamma} \quad (6)$$

The proof of [Theorem 2.4](#) comes from the fact that under the discounted infinite horizon setting,  $Q^*$  can be expressed as an infinite sum of geometric sequence.

*Remark 2.5.* [Carvalho et al., 2020](#); [Agarwal et al., 2021](#) assume  $\|x(s, a)\|_{\infty} \leq 1$  for all  $(s, a) \in \mathcal{S} \times \mathcal{A}$ . Moreover, [Zhang et al. 2021](#) requires specific bounds on the feature matrix which is dependent on various factors e.g. projection radius and transition matrix. On the other hand, our feature matrix can be chosen arbitrarily large regardless of those factors.

## 2.4. O.D.E. Analysis

The dynamic system framework has been widely used to show convergence of reinforcement learning algorithms, e.g., [Sutton et al. 2009](#); [Maei et al. 2010](#); [Borkar & Meyn 2000](#); [Lee & He 2019](#); [Carvalho et al. 2020](#); [Lee et al. 2021](#). Especially, [Borkar & Meyn, 2000](#) is one of the most widely used techniques to show stability of stochastic approximation using O.D.E analysis. Consider the following stochastic approximation with a non-linear mapping  $f : \mathbb{R}^n \rightarrow \mathbb{R}^n$ ,

$$\theta_{k+1} = f(\theta_k) + m_k, \quad (7)$$

where  $m_k \in \mathbb{R}^n$  is an i.i.d. noise vector. For completeness, results in [Borkar & Meyn, 2000](#) are briefly summarized in the sequel. First of all, some assumptions to guarantee the convergence are listed below.

**Assumption 2.6.**

1. The mapping  $f : \mathbb{R}^n \rightarrow \mathbb{R}^n$  is globally Lipschitz continuous, and there exists a function  $f_{\infty} : \mathbb{R}^n \rightarrow \mathbb{R}^n$  such that

$$\lim_{c \rightarrow \infty} \frac{f(cx)}{c} = f_{\infty}(x), \quad \forall x \in \mathbb{R}^n. \quad (8)$$

2. The origin in  $\mathbb{R}^n$  is an asymptotically stable equilibrium for the ODE  $\dot{x}_t = f_{\infty}(x_t)$ .

3. There exists a unique globally asymptotically stable equilibrium  $\theta^e \in \mathbb{R}^n$  for the ODE  $\dot{x}_t = f(x_t)$ , i.e.,  $x_t \rightarrow \theta^e$  as  $t \rightarrow \infty$ .

4. The sequence  $\{m_k, k \geq 1\}$  where  $\mathcal{G}_k$  is sigma-algebra generated by  $\{(\theta_i, m_i, i \geq k)\}$ , is a Martingale difference sequence. In addition, there exists a constant  $C_0 < \infty$  such that for any initial  $\theta_0 \in \mathbb{R}^n$ , we have  $\mathbb{E}[\|m_{k+1}\|^2 | \mathcal{G}_k] \leq C_0(1 + \|\theta_k\|^2, \forall k \geq 0)$ .

5. The step-sizes satisfies the Robbins-Monro condition in (4).

Under the above assumptions, we now introduce Borkar and Meyn theorem below.

**Lemma 2.7** (Borkar and Meyn theorem). *Suppose that [Theorem 2.6](#) holds, and consider the stochastic algorithm in (7). Then, for any initial  $\theta_0 \in \mathbb{R}^n$ ,  $\sup_{k \geq 0} \|\theta_k\| < \infty$  with probability one. In addition,  $\theta_k \rightarrow \theta^e$  as  $k \rightarrow \infty$  with probability one.*

The main idea of Borkar and Meyn theorem is as follows: iterations of a stochastic recursive algorithm follow the solution of its corresponding O.D.E. in the limit when the step-size satisfies the Robbins-Monro condition. Therefore, by proving the asymptotic stability of the O.D.E., we can induce the convergence of the original algorithm. In this paper, we will use an O.D.E. model of Q-learning, which is expressed as a special nonlinear system called a switching system. In the next section, basic concepts in switching system theory are briefly introduced.

## 2.5. Switching System

In this paper, we will consider a particular nonlinear system, called the *switched linear system* ([Liberzon, 2003](#)),

$$\frac{d}{dt}x_t = A_{\sigma_t}x_t, \quad x_0 = z \in \mathbb{R}^n, \quad t \in \mathbb{R}_+, \quad (9)$$

where  $x_t \in \mathbb{R}^n$  is the state,  $\sigma \in \mathcal{M} := \{1, 2, \dots, M\}$  is called the mode,  $\sigma_t \in \mathcal{M}$  is called the switching signal, and  $\{A_{\sigma}, \sigma \in \mathcal{M}\}$  are called the subsystem matrices. The switching signal can be either arbitrary or controlled by the user under a certain switching policy. Especially, a state-feedback switching policy is denoted by  $\sigma(x_t)$ .

Stability and stabilization of (9) have been widely studied for decades. Still, finding a practical and effective condition for them is known to be a challenging open prob-

lem. For example, contrary to linear time-invariant systems, even if each subsystem matrix  $A_\sigma$  is Hurwitz, the overall switching system may not be stable in general. This tells us that tools in linear system theories cannot be directly applied to conclude the stability of the switching system.

Another approach is to use the Lyapunov theory (Khalil, 2002). From standard results in control system theories, finding a Lyapunov function ensures stability of the switching system. In this paper, we prove that if the switching system consists of negative definite matrices, then we can always find a common quadratic Lyapunov function and ensure its stability.

**Proposition 2.8.** *Consider the switching system (9), and assume that each subsystem matrix,  $A_\sigma$ , is negative definite for all  $\sigma \in \{1, \dots, M\}$ . Then, (9) is globally asymptotically stable.*

We will use this fact to prove the convergence of the proposed algorithm. In particular, the proposed Q-learning algorithm can be modelled as a switching system, whose subsystem matrices are all negative definite.

### 3. Projected Bellman equation

In this section, we introduce the notion of projected Bellman equation with a regularization term, and establish connections between it and the proposed algorithm. Moreover, we briefly discuss the existence and uniqueness of the projected Bellman equation. We will also provide an example to illustrate the existence and uniqueness.

When using the linear function approximation, since the true action value may not lie in the subspace spanned by the feature vectors, a solution of the Bellman equation may not exist in general. To resolve this issue, a standard approach is to consider the projected Bellman equation defined as

$$X\theta^* = \Gamma \mathcal{T}X\theta^*, \quad (10)$$

where  $\Gamma := X(X^T DX)^{-1}X^T D$  is the weighted Euclidean Projection with respect to state-action visit distribution onto the subspace spanned by the feature vectors, and  $\mathcal{T}X\theta^* = \gamma P \Pi_{X\theta^*} X\theta^* + R$ . In this case, there is more chances for a solution satisfying the above projected Bellman equation to exist. Still, there may exist cases where the projected Bellman equation does not admit a solution. We will give an example of such case in Section 3.

To proceed, let us rewrite (10) equivalently as

$$\begin{aligned} X\theta^* &= X(X^T DX)^{-1}X^T D(\gamma P \Pi_{X\theta^*} X\theta^* + R) \\ &\Leftrightarrow X^T DX\theta^* \\ &= X^T DX(X^T DX)^{-1}X^T D(\gamma P \Pi_{X\theta^*} X\theta^* + R) \end{aligned}$$

$$\Leftrightarrow \underbrace{(X^T DX - \gamma X^T D P \Pi_{X\theta^*} X)}_{A_{\pi_{X\theta^*}}} \theta^* = \underbrace{X^T DR}_b,$$

where we use the simplified notations

$$A_{\pi_{X\theta^*}} := X^T DX - \gamma X^T D P \Pi_{X\theta^*} X, \quad b = X^T DR.$$

Therefore, the projected Bellman equation in (10) can be equivalently written as the nonlinear equation

$$b - A_{\pi_{X\theta^*}} \theta^* = 0. \quad (11)$$

A potential deterministic algorithm to solve the above equation is

$$\theta_{k+1} = \theta_k + \alpha_k (b - A_{\pi_{X\theta_k}} \theta_k). \quad (12)$$

If it converges, i.e.,  $\theta_k \rightarrow \theta^*$  as  $k \rightarrow \infty$ , then it is clear that  $\theta^*$  solves (11). In this paper, the proposed algorithm is a stochastic algorithm that solves the modified equation

$$b - (A_{\pi_{X\theta_e}} + \eta C)\theta_e = 0, \quad (13)$$

where  $C := X^T DX$ , and  $\eta \geq 0$  is a weight on the regularization term. Similar to (12), the corresponding deterministic algorithm is

$$\theta_{k+1} = \theta_k + \alpha_k (b - (A_{\pi_{X\theta_k}} + \eta C)\theta_k). \quad (14)$$

If it converges, i.e.,  $\theta_k \rightarrow \theta_e$  as  $k \rightarrow \infty$ , then it is clear that  $\theta_e$  solves (13). Some natural questions that arise here are as follows: Which conditions can determine the existence and uniqueness of the equations in (11) and (13). Partial answers are given in the sequel.

Considering the non-existence of fixed point of (10) (De Farias & Van Roy, 2000), both (11) and (13) may not also have a solution. However, for the modified Bellman equation in (13), we can prove that under appropriate conditions, its solution exists and is unique.

**Lemma 3.1.** *When  $\eta > \|(X^T DX)^{-1}\|_\infty X_{\max}^2 - 1$ , a solution of (13) exists and is unique.*

The proof is given in Appendix A.3 of the supplemental material, and uses Banach fixed-point theorem (Agarwal et al., 2018). It follows similar proof (Melo, 2001) to establish the existence and uniqueness of solution of (1). From Theorem 3.1, we can see that when the weight  $\eta$  is sufficiently large, the existence and uniqueness of the solution is guaranteed.

Note that even if a solution satisfying (13) exists,  $X\theta_e$  may be different from the optimal Q-function,  $Q^*$ . However, we can derive a bound on the error,  $X\theta_e - Q^*$ , using some algebraic inequalities and contraction property of Bellman operator, which is presented below.



**Lemma 3.2.** Assume that a solution of (13) exists. When  $\eta > \gamma\|\Gamma\|_\infty - 1$ , we have the following bound:

$$\|X\theta_e - Q^*\|_\infty \leq \frac{1}{1 + \eta - \gamma\|\Gamma\|_\infty} \|Q^* - \Gamma Q^*\|_\infty + \frac{\eta}{1 + \eta - \gamma\|\Gamma\|_\infty} \frac{R_{\max}}{1 - \gamma}$$

where  $\Gamma = X(X^T DX)^{-1} DX$  is the projection operator.

Some remarks are in order for Theorem 3.2. First of all,  $\eta > \gamma\|\Gamma\|_\infty - 1$  ensures that the error is always bounded. The first term represents the error incurred by the difference between the optimal  $Q^*$  and  $Q^*$  projected onto the feature space. Therefore, this error is induced by the linear function approximation. The second term represents the error potentially induced by the regularization. For instance, if  $1 > \gamma\|\Gamma\|_\infty$ , then the second error term vanishes as  $\eta \rightarrow 0$ . Finally, note that as  $\eta \rightarrow \infty$ , the first error term vanishes. This means that the error by the regularization dominates the error induced by the linear function approximation.

We now provide an example where the solution does not exist for (11) but does exist for (13).

**Example 3.3.** Let us define a MDP whose state transition diagram is given as in Figure 1. The cardinality of state space and action space are  $|\mathcal{S}| = 3$ ,  $|\mathcal{A}| = 2$  respectively. The corresponding state transition matrix, and other param-

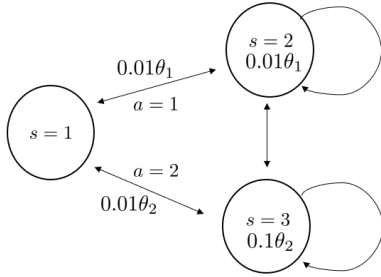


Figure 1: State transition diagram

eters are given as follows:

$$X = \begin{bmatrix} 0.01 & 0 \\ 0.1 & 0 \\ 0 & 0.01 \\ 0 & 0.01 \\ 0.1 & 0 \\ 0 & 0.01 \end{bmatrix}, R_1 = \begin{bmatrix} -2 \\ 0 \\ 0 \end{bmatrix}, R_2 = \begin{bmatrix} 1 \\ 0 \\ 0 \end{bmatrix},$$

$$P_1 = \begin{bmatrix} 0 & 1 & 0 \\ \frac{1}{4} & \frac{1}{4} & \frac{1}{2} \\ \frac{1}{4} & \frac{1}{4} & \frac{1}{2} \end{bmatrix}, P_2 = \begin{bmatrix} 0 & 0 & 1 \\ \frac{1}{4} & \frac{1}{4} & \frac{1}{2} \\ \frac{1}{4} & \frac{1}{4} & \frac{1}{2} \end{bmatrix},$$

$$\gamma = 0.99, \quad d(s, a) = \frac{1}{6}, \quad \forall s \in \mathcal{S}, \forall a \in \mathcal{A}$$

where the order of elements of each column follows the orders of the corresponding definitions. Note that for this Markov decision process, taking action  $a = 1$  and action  $a = 2$  at state  $s = 2$  have the same transition probabilities and reward. It is similar for the state  $s = 3$ . In this MDP, there are only two deterministic policies available, denoted by  $\pi_1$  and  $\pi_2$ , that selects action  $a = 1$  and action  $a = 2$  at state  $s = 1$ , respectively, i.e.,  $\pi_1(1) = 1$  and  $\pi_2(1) = 2$ . The actions at state  $s = 2$  and  $s = 3$  do not affect the overall results.

The motivation of this MDP is as follows. Substitute  $\pi_{X\theta^*}$  in (11) with  $\pi_1$  and  $\pi_2$ . Then each of its solution becomes

$$\theta^{e1} := \begin{bmatrix} \theta_1^{e1} \\ \theta_2^{e1} \end{bmatrix} \approx \begin{bmatrix} -6 \\ 111 \end{bmatrix} \in \mathbb{R}^2,$$

$$\theta^{e2} := \begin{bmatrix} \theta_1^{e2} \\ \theta_2^{e2} \end{bmatrix} \approx \begin{bmatrix} -496 \\ -4715 \end{bmatrix} \in \mathbb{R}^2$$

respectively. If  $\pi_1$  is the corresponding policy to the solution of (11), it means that action  $a = 1$  is greedily selected at state  $s = 1$ . Therefore,  $Q^{\pi_1}(1, 1) > Q^{\pi_1}(1, 2)$  should be satisfied. However, since  $Q^{\pi_1}(1, 1) = x(1, 1)^T \theta^{e1} = -0.06$  and  $Q^{\pi_1}(1, 2) = x(1, 2)^T \theta^{e1} \approx 1.11$ , this is contradiction. The same logic applies to the case for  $\pi_2$ . Therefore, neither of them becomes a solution of (11). On the other hand, considering (13) with  $\eta = 1.98$  which satisfies (18), the solution for each policy becomes  $\theta_1^{e1} \approx 0.13$ ,  $\theta_2^{e1} \approx 13$  and  $\theta_1^{e2} \approx 0.02$ ,  $\theta_2^{e2} \approx 14$  respectively. For  $\pi_1$  and  $\pi_2$ , we have  $Q^{\pi_1}(1, 1) < Q^{\pi_2}(1, 2)$  and  $Q^{\pi_1}(1, 1) < Q^{\pi_1}(1, 2)$  respectively. Hence,  $\theta^{e2}$  satisfies (13) and becomes the unique solution.

## 4. Algorithm

In this section, we will introduce our main algorithm, and elaborate the condition on the regularization term to make the algorithm convergent. The proposed algorithm is motivated by TD-learning. In particular, for on-policy TD-learning, one can establish its convergence using the property of the stationary distribution. On the other hand, for an off-policy case, the mismatch between the sampling distribution and the stationary distribution could cause its divergence (Sutton et al., 2016). To address this problem, Diddigi et al., 2019 adds a regularization term to TD-learning in order to make it convergent. Since Q-learning can be interpreted as an off-policy TD-learning, we add a regularization term to Q-learning update motivated by Diddigi et al., 2019. This modification leads to the proposed algorithm as follows:

$$\theta_{k+1} = \theta_k + \alpha_k (x(s_k, a_k) \delta_k + \eta x(s_k, a_k) x(s_k, a_k)^T \theta_k) \quad (15)$$

Note that letting  $\eta = 0$ , the above update is reduced to the standard Q-learning with linear function approximation in (3). The proposed algorithm is different from [Diddigi et al., 2019](#) in the sense that a regularization term is applied to Q-learning instead of TD-learning.

Rewriting the stochastic update in a deterministic manner, it can be written as follows:

$$\theta_{k+1} = \theta_k + \alpha_k(b - (A_{\pi_{X\theta_k}} + \eta C)\theta_k + m_{k+1}), \quad (16)$$

where

$$m_{k+1} = \delta_k x(s_k, a_k) + \eta x(s_k, a_k)^T x(s_k, a_k) \theta_k - (b - (A_{\pi_{X\theta_k}} + \eta C)\theta_k) \quad (17)$$

is an i.i.d. noise. Note that without the noise, (16) is reduced to the deterministic version in (14).

In our convergence analysis, we will apply the O.D.E. approach, and in this case,  $A_{\pi_{X\theta_k}} + \eta C$  will determine the stability of the corresponding O.D.E. model, and hence, convergence of (15). Note that (16) can be interpreted as a switching system defined in (9) with stochastic noises. As mentioned earlier, proving the stability of a general switching system is challenging in general. However, we will use [Theorem 2.8](#) to prove its asymptotic stability. In particular, we can make  $A_{\pi_{X\theta_k}} + \eta C$  to be negative definite under the following condition:

$$\eta > \max_{\pi \in \Theta, s \in \mathcal{S}, a \in \mathcal{A}} \frac{\gamma d^T P^\pi(e_a \otimes e_s)}{2d(s, a)} - \frac{2 - \gamma}{2} \quad (18)$$

where  $\Theta$  is the set of all deterministic policies, and  $\otimes$  is the Kronecker product. [Theorem A.2](#), given in [Appendix A.2](#) of the supplemental material, is similar to [Theorem 2](#) in [Diddigi et al., 2019](#), and ensures such a property. Now, we can use [Theorem 2.8](#) to establish stability of the overall system.

Building on the negative definiteness of the  $A_{\pi_{X\theta_k}} + \eta C$ , in the next section, we prove that under the stochastic update (15), we have  $\theta_k \rightarrow \theta_e$  as  $k \rightarrow \infty$  with probability one, where  $\theta_e$  satisfies the projected Bellman equation in (13). If  $\eta = 0$  satisfies (18), we can guarantee convergence to an optimal policy without errors.

## 5. Convergence Analysis

Recently, [Lee & He, 2019](#) suggested a switching system framework to prove the stability of Q-learning in the linear function approximation cases. However, its assumption seems too stringent to check in practice. Here, we develop more practical Q-learning algorithm by adding appropriately a preconditioned regularization term. We prove the stability of the proposed Q-learning with regularization term (15) following lines similar to [Lee & He, 2019](#).

Our proof mainly relies on Borkar Meyn theorem. Therefore, we first discuss about the corresponding O.D.E. for the proposed update in (15), which is

$$\begin{aligned} \dot{\theta}_t &= -(1 + \eta)X^T DX \theta_t + \gamma X^T DP \Pi_{X\theta_t} X \theta_t + X^T DR \\ &:= f(\theta_t). \end{aligned} \quad (19)$$

Then, using changes of coordinates, the above O.D.E. can be rewritten as

$$\begin{aligned} \frac{d}{dt}(\theta_t - \theta_e) &= (-(1 + \eta)X^T DX + \gamma X^T DP \Pi_{X\theta_t} X)(\theta_t - \theta_e) \\ &\quad + \gamma X^T DP \Pi_{X\theta_t} X \theta_e - \gamma X^T DP \Pi_{X\theta_e} X \theta_e, \end{aligned} \quad (20)$$

where  $\theta_e$  satisfies (13). Here, we assume that the equilibrium point exists and is unique. We later prove that if the equilibrium exists, then it is unique.

To apply Borkar Meyn theorem, we discuss about the asymptotic stability of the O.D.E. in (20), and check conditions of [Theorem 2.6](#) in [Appendix A.5](#) of the supplemental material.

Note that (20) includes an affine term, i.e., it cannot be expressed as a matrix times  $\theta_t - \theta_e$ . Establishing asymptotic stability of switched linear system with affine term is difficult compared to switched linear system (20). To circumvent this difficulty, [Lee & He, 2019](#) proposed upper and lower systems, which upper bounds and lower bounds the original system, respectively using the so-called vector comparison principle. Then, the stability of the original system can be established by proving the stability of the upper and lower systems, which are easier to analyze. Following similar lines, to check global asymptotic stability of the original system, we also introduce upper and lower systems, which upper bounds and lower bounds the original system, respectively. Then, we prove global asymptotic stability of the two bounding systems. Since upper and lower systems can be viewed as switched linear system and linear system, respectively, the global asymptotic stability is easier to prove. We stress that although the switching system approach in [Lee & He, 2019](#) is applied in this paper, the detailed proof is entirely different, and is non-trivial. In particular, the upper and lower systems are given as follows:

$$\begin{aligned} \frac{d}{dt}\theta_t^u &= (-(1 + \eta)X^T DX + \gamma X^T DP \Pi_{X\theta_t^u} X)\theta_t^u, \\ \frac{d}{dt}\theta_t^l &= (-(1 + \eta)X^T DX \theta_t^l + \gamma X^T DP \Pi_{X\theta_e} X)\theta_t^l, \end{aligned}$$

where  $\theta_t^u$  denotes the state of the upper system, and  $\theta_t^l$  stands for the state of the lower system. We defer the detailed construction of each system to [Appendix A.6](#) of the

supplemental material. Establishing stability of upper and lower system gives the stability of overall system.

**Theorem 5.1.** *Suppose that*

1. *Theorem 2.2 holds*
2. *(18) holds*
3. *a solution of (13) exists*

*Then, the solution is unique, and the origin is the unique globally asymptotically stable equilibrium point of (20).*

The detailed proof is given in [Appendix A.6](#) of the supplemental material.

Building on previous results, we now use Borkar and Meyn’s theorem [Theorem 2.7](#) to establish the convergence of regularized Q-learning algorithm.

**Theorem 5.2.** *Assume Robbins-Monro step-size, and (18). Then under Theorem 2.2 and Theorem 2.3, under the stochastic update (15),  $\theta_k \rightarrow \theta_e$  as  $k \rightarrow \infty$  with probability one, where  $\theta_e$  satisfies (13).*

The full proof is given in [Appendix A.7](#) of the supplemental material.

## 6. Experiments

In this section, we present experimental results under well-known environments ([Tsitsiklis & Van Roy, 1996](#); [Baird, 1995](#)) where Q-learning with linear function approximation diverges. We also show trajectories of upper and lower systems to illustrate the theoretical results.

### 6.1. $\theta \rightarrow 2\theta$ ([Tsitsiklis & Van Roy, 1996](#))

Even when there are only two states, Q-learning with linear function approximation could diverge ([Tsitsiklis & Van Roy, 1996](#)). Depicted in [Figure 4a](#) in [Appendix A.8.1](#) of the supplemental material, from state one ( $\theta$ ), the transition is deterministic to absorbing state two ( $2\theta$ ), and reward is zero at every time steps. Therefore, the episode length is fixed to be two. Learning rate for Greedy GQ (GGQ) and Coupled Q Learning (CQL) are set as 0.05 and 0.25, respectively as in [Carvalho et al., 2020](#); [Maei et al., 2010](#). Since CQL requires normalized feature values, we scaled the feature value with  $\frac{1}{2}$  as in [Carvalho et al., 2020](#), and initialized weights as one. We implemented Q-learning with target network ([Zhang et al., 2021](#)) without projection for practical reason (Qtarget). We set the learning rate as 0.25 and 0.05 respectively, and the weight  $\eta$  as two. For the regularized Q-learning, we set the learning rate as 0.25, and the weight  $\eta$  as two. It is averaged over 100 runs. In [Figure 2](#), we can see that the regularized Q-learning achieves the fastest convergence rate.

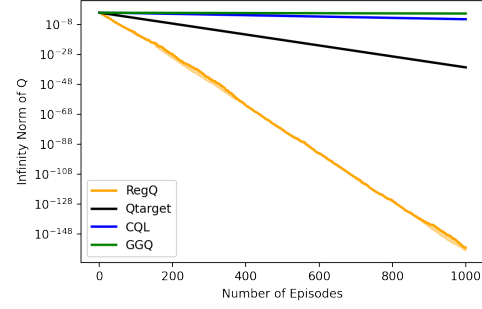


Figure 2: Comparison with other algorithms in  $\theta \rightarrow 2\theta$

### 6.2. Baird Seven Star Counter Example ([Baird, 1995](#))

[Baird, 1995](#) considers an overparameterized example, where Q-learning with linear function approximation diverges. The overall state transition is depicted in [Figure 4b](#) given in [Appendix A.8.1](#) of the supplemental material. There are seven states and two actions for each state, which are solid and dash action. The number of features are  $h = 15$ . At each episode, it is initialized at random state with uniform probability. Solid action leads to seventh state while dashed action makes transition uniformly random to states other than seventh state. At seventh state, the episode ends with probability  $\frac{1}{100}$ . The behavior policy selects dashed action with probability  $\frac{5}{6}$ , and solid action with probability  $\frac{1}{6}$ . Since CQL ([Carvalho et al., 2020](#)) converges under normalized feature values, we scaled the feature matrix with  $\frac{1}{\sqrt{5}}$ . The weights are set as one except for  $\theta_7 = 2$ . The learning rates and the weight  $\eta$  are set as same as the previous experiment.

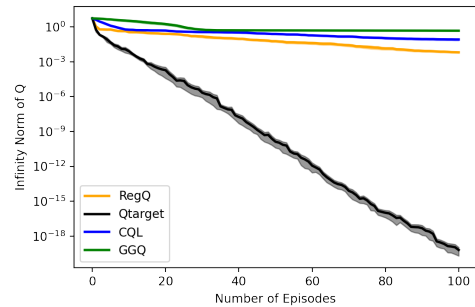


Figure 3: Comparison with other algorithms in Baird seven star counter example

As in [Figure 3](#), Qtarget shows the fastest convergence but to guarantee convergence, it requires projection twice theoretically, which is not implemented in this experiment. Our algorithm shows fastest convergence compared to other two time scale algorithm, CQL and GGQ.



---

### 6.3. O.D.E. Experiment

Let us consider an MDP with  $|\mathcal{S}| = 2$ ,  $|\mathcal{A}| = 2$ , and the following parameters

$$X = \begin{bmatrix} 1 & 0 \\ 0 & 2 \\ 1 & 0 \\ 0 & 2 \end{bmatrix}, \quad D = \begin{bmatrix} \frac{1}{4} & 0 & 0 & 0 \\ 0 & \frac{1}{4} & 0 & 0 \\ 0 & 0 & \frac{1}{4} & 0 \\ 0 & 0 & 0 & \frac{1}{4} \end{bmatrix}$$
$$P_1 = \begin{bmatrix} 0.5 & 0.5 \\ 1 & 0 \end{bmatrix}, P_2 = \begin{bmatrix} 0.5 & 0.5 \\ 0.25 & 0.75 \end{bmatrix},$$
$$R_1 = \begin{bmatrix} 1 \\ 1 \end{bmatrix}, R_2 = \begin{bmatrix} 1 \\ 1 \end{bmatrix}, \quad \gamma = 0.99$$

For this MDP, we will illustrate trajectories of the upper and lower system. Each state action pair is sampled uniformly random and reward is one for every time step.  $\eta = 2.25$  is chosen to satisfy conditions of [Theorem 5.1](#). From [Figure 5](#) in [Appendix A.8.2](#) of the supplemental material, we can see that the trajectory of the original system is bounded by the trajectories of lower and upper system.

## 7. Conclusion

In this paper, we presented a new convergent Q-learning with linear function approximation, which is simple to implement. We provided theoretical analysis on the proposed Q-learning algorithm with regularization term, and demonstrated its performance on several experiments, where the original Q-learning with linear function approximation diverges. Developing a new Q-learning algorithm with linear function approximation without bias would be one interesting future research topic. Moreover, considering the great success of deep learning, it would be interesting to develop deep reinforcement learning algorithms with appropriately preconditioned regularization term instead of using the target network.

---

## References

- Agarwal, N., Chaudhuri, S., Jain, P., Nagaraj, D., and Ne-trapalli, P. Online target q-learning with reverse experience replay: Efficiently finding the optimal policy for linear mdps. *arXiv preprint arXiv:2110.08440*, 2021.
- Agarwal, P., Jleli, M., and Samet, B. Fixed point theory in metric spaces. *Recent Advances and Applications*, 2018.
- Badia, A. P., Piot, B., Kapturowski, S., Sprechmann, P., Vitvitskyi, A., Guo, Z. D., and Blundell, C. Agent57: Outperforming the atari human benchmark. In *International Conference on Machine Learning*, pp. 507–517. PMLR, 2020.
- Baird, L. Residual algorithms: Reinforcement learning with function approximation. In *Machine Learning Proceedings 1995*, pp. 30–37. Elsevier, 1995.
- Bellemare, M. G., Naddaf, Y., Veness, J., and Bowling, M. The arcade learning environment: An evaluation platform for general agents. *Journal of Artificial Intelligence Research*, 47:253–279, 2013.
- Borkar, V. S. and Meyn, S. P. The ode method for convergence of stochastic approximation and reinforcement learning. *SIAM Journal on Control and Optimization*, 38(2):447–469, 2000.
- Bradtke, S. J. and Barto, A. G. Linear least-squares algorithms for temporal difference learning. *Machine learning*, 22(1):33–57, 1996.
- Carvalho, D., Melo, F. S., and Santos, P. A new convergent variant of q-learning with linear function approximation. *Advances in Neural Information Processing Systems*, 33: 19412–19421, 2020.
- Chen, X., Wang, C., Zhou, Z., and Ross, K. Randomized ensembled double q-learning: Learning fast without a model. *arXiv preprint arXiv:2101.05982*, 2021.
- De Farias, D. P. and Van Roy, B. On the existence of fixed points for approximate value iteration and temporal-difference learning. *Journal of Optimization theory and Applications*, 105(3):589–608, 2000.
- Diddigi, R. B., Kamanchi, C., and Bhatnagar, S. A convergent off-policy temporal difference algorithm. *arXiv preprint arXiv:1911.05697*, 2019.
- Ghiassian, S., Patterson, A., Garg, S., Gupta, D., White, A., and White, M. Gradient temporal-difference learning with regularized corrections. In *International Conference on Machine Learning*, pp. 3524–3534. PMLR, 2020.
- Gosavi, A. Boundedness of iterates in q-learning. *Systems & control letters*, 55(4):347–349, 2006.
- Hessel, M., Modayil, J., Van Hasselt, H., Schaul, T., Ostrovski, G., Dabney, W., Horgan, D., Piot, B., Azar, M., and Silver, D. Rainbow: Combining improvements in deep reinforcement learning. In *Thirty-second AAAI conference on artificial intelligence*, 2018.
- Hirsch, M. W. and Smith, H. Monotone dynamical systems. In *Handbook of differential equations: ordinary differential equations*, volume 2, pp. 239–357. Elsevier, 2006.
- Horn, R. and Johnson, C. Matrix analysis second edition, 2013.
- Jaakkola, T., Jordan, M. I., and Singh, S. P. On the convergence of stochastic iterative dynamic programming algorithms. *Neural computation*, 6(6):1185–1201, 1994.
- Khalil, H. K. *Nonlinear systems; 3rd ed.* Prentice-Hall, Upper Saddle River, NJ, 2002. URL <https://cds.cern.ch/record/1173048>. The book can be consulted by contacting: PH-AID: Wallet, Lionel.
- Lan, Q., Pan, Y., Fyshe, A., and White, M. Maxmin q-learning: Controlling the estimation bias of q-learning. *arXiv preprint arXiv:2002.06487*, 2020.
- Lee, D. and He, N. A unified switching system perspective and ode analysis of q-learning algorithms. *arXiv preprint arXiv:1912.02270*, 2019.
- Lee, D., Lim, H.-D., Park, J., and Choi, O. Versions of gradient temporal difference learning. *arXiv preprint arXiv:2109.04033*, 2021.
- Liberzon, D. *Switching in systems and control*. Springer Science & Business Media, 2003.
- Maei, H. R. Gradient temporal-difference learning algorithms. 2011.
- Maei, H. R., Szepesvári, C., Bhatnagar, S., and Sutton, R. S. Toward off-policy learning control with function approximation. In *ICML*, 2010.
- Melo, F. S. Convergence of q-learning: A simple proof. *Institute Of Systems and Robotics, Tech. Rep*, pp. 1–4, 2001.
- Melo, F. S., Meyn, S. P., and Ribeiro, M. I. An analysis of reinforcement learning with function approximation. In *Proceedings of the 25th international conference on Machine learning*, pp. 664–671, 2008.

- 
- Mnih, V., Kavukcuoglu, K., Silver, D., Rusu, A. A., Veness, J., Bellemare, M. G., Graves, A., Riedmiller, M., Fidjeland, A. K., Ostrovski, G., et al. Human-level control through deep reinforcement learning. *nature*, 518 (7540):529–533, 2015.
- Schrittwieser, J., Antonoglou, I., Hubert, T., Simonyan, K., Sifre, L., Schmitt, S., Guez, A., Lockhart, E., Hassabis, D., Graepel, T., et al. Mastering atari, go, chess and shogi by planning with a learned model. *Nature*, 588 (7839):604–609, 2020.
- Sutton, R. S. and Barto, A. G. *Reinforcement learning: An introduction*. MIT press, 2018.
- Sutton, R. S., Maei, H. R., Precup, D., Bhatnagar, S., Silver, D., Szepesvári, C., and Wiewiora, E. Fast gradient-descent methods for temporal-difference learning with linear function approximation. In *Proceedings of the 26th Annual International Conference on Machine Learning*, pp. 993–1000, 2009.
- Sutton, R. S., Mahmood, A. R., and White, M. An emphatic approach to the problem of off-policy temporal-difference learning. *The Journal of Machine Learning Research*, 17(1):2603–2631, 2016.
- Tsitsiklis, J. N. and Van Roy, B. Feature-based methods for large scale dynamic programming. *Machine Learning*, 22(1):59–94, 1996.
- Tsitsiklis, J. N. and Van Roy, B. An analysis of temporal-difference learning with function approximation. *IEEE transactions on automatic control*, 42(5):674–690, 1997.
- Watkins, C. J. and Dayan, P. Q-learning. *Machine learning*, 8(3-4):279–292, 1992.
- Yang, L. and Wang, M. Sample-optimal parametric q-learning using linearly additive features. In *International Conference on Machine Learning*, pp. 6995–7004. PMLR, 2019.
- Zhang, S., Yao, H., and Whiteson, S. Breaking the deadly triad with a target network. *arXiv preprint arXiv:2101.08862*, 2021.

## A. Appendix

### A.1. Proof of Theorem 2.8

*Proof.* To verify asymptotic stability of switching systems (9), one of the simplest ways is to find a common quadratic Lyapunov function  $V(x) = x^T P x$ . In particular, (9) is asymptotically stable if there exists a symmetric positive definite matrix  $P$  such that

$$P A_\sigma + A_\sigma^T P \prec 0 \quad \text{for all } \sigma \in \{1, \dots, M\}$$

holds.

In our case, we assume that  $A_\sigma$  is negative definite, which significantly simplifies the analysis. In particular, if  $A_\sigma$  is negative definite, then from the definition of a negative definite matrix, we have

$$A_\sigma + A_\sigma^T \prec 0 \quad \text{for all } \sigma \in \{1, \dots, M\}.$$

Therefore, we can automatically choose  $P = I$ . This implies that for a switching system with  $A_\sigma$  being negative definite, we can ensure that  $V(x) = x^T x$  is a common quadratic Lyapunov function, and the system is asymptotically stable. This completes the proof.  $\square$

### A.2. Negative definiteness of $A_{\pi_{X^\theta}} + \eta C$

We first introduce Gerschgorin circle theorem (Horn & Johnson, 2013) to prove Theorem A.2.

**Lemma A.1** (Gerschgorin circle theorem). (Horn & Johnson, 2013) Let  $A = [a_{ij}] \in \mathbb{R}^{n \times m}$  and  $R_i(A) = \sum_{j \neq i}^m a_{ij}$ . Consider the Gerschgorin circles

$$\{z \in \mathbb{C} : |z - a_{ii}| \leq R_i(A)\}, \quad i = 1, \dots, n.$$

The eigenvalues of  $A$  are in the union of Gerschgorin discs

$$G(A) = \cup_{i=1}^n \{z \in \mathbb{C} : |z - a_{ii}| \leq R_i(A)\}.$$

Now, we state the lemma to guarantee negative definiteness of  $A_{\pi_{X^\theta}} + \eta C$ .

**Lemma A.2.** Let

$$M^{\pi_{X^\theta}} := D((1 + \eta)I - \gamma P^{\pi_{X^\theta}}).$$

Under the following condition:

$$\eta > \max_{\pi \in \Theta, s \in S, a \in A} \frac{\gamma d^T P^\pi (e_a \otimes e_s)}{2d(s, a)} - \frac{2 - \gamma}{2},$$

where  $\Theta$  is the set of all deterministic policies, and  $\otimes$  is the Kronecker product,  $M_{\pi_{X^\theta}}$  is positive definite.

*Proof.* We use Gerschgorin circle theorem for the proof. First, denote  $m_{ij} = [M_{\pi_{X^\theta}}]_{ij}$ . Then, one gets

$$\begin{aligned} m_{ii} &= d_i((1 + \eta) - \gamma e_i^T P^{\pi_{X^\theta}} e_i), \\ m_{ij} &= -d_i \gamma e_i^T P^{\pi_{X^\theta}} e_j \quad \text{for } i \neq j. \end{aligned}$$

Except for the diagonal element, the row and column sums, respectively, become

$$\begin{aligned} \sum_{j \neq i} |m_{ij}| &= \gamma d_i (1 - e_i^T P^{\pi_{X^\theta}} e_i) \\ \sum_{j \neq i} |m_{ji}| &= \gamma d^T P^{\pi_{X^\theta}} e_i - \gamma d_i e_i^T P^{\pi_{X^\theta}} e_i \end{aligned}$$

We need to show that  $M^{\pi_{X\theta}} + M^{\pi_{X\theta}^T}$  is positive definite. To this end, we use [Theorem A.1](#) to have the following inequality:

$$|\lambda - 2m_{ii}| \leq \sum_{j \neq i} |m_{ij}| + \sum_{j \neq i} |m_{ji}|$$

Considering the lower bound of  $\lambda$ , we have

$$\begin{aligned} \lambda &\geq 2m_{ii} - \sum_{j \neq i} |m_{ij}| - \sum_{j \neq i} |m_{ji}| \\ &= (1 + \eta - \gamma)d_i + ((1 + \eta)d_i - \gamma d^T P^{\pi_{X\theta}} e_i) \\ &= \eta(2d_i) + (2 - \gamma)d_i - \gamma d^T P^{\pi_{X\theta}} e_i. \end{aligned}$$

Hence, for  $\lambda > 0$ , we should have

$$\eta > \frac{\gamma d^T P^{\pi_{X\theta}} e_i}{2d_i} - \frac{2 - \gamma}{2}.$$

Taking  $\eta > \max_{\pi \in \Theta, s \in S, a \in \mathcal{A}} \frac{\gamma d^T P^\pi(e_a \otimes e_s)}{2d(s, a)} - \frac{2 - \gamma}{2}$ , we can make  $M^{\pi_{X\theta}}$  always positive definite.

□

### A.3. Proof of [Theorem 3.1](#)

To show existence and uniqueness of the solution of (13), we use Banach fixed-point theorem ([Agarwal et al., 2018](#)). First, we define the operator  $\mathcal{T}_\eta$  as follows:

$$\mathcal{T}_\eta(\theta) := \frac{1}{1 + \eta} (X^T DX)^{-1} (X^T DR + \gamma X^T DP \Pi_{X\theta} X \theta)$$

We show that  $\mathcal{T}_\eta$  is contraction mapping. The existence and uniqueness of (13) follows from the Banach fixed-point theorem.

$$\begin{aligned} \|\theta_1 - \theta_2\|_\infty &= \frac{1}{1 + \eta} \|(X^T DX)^{-1} (\gamma X^T DP \Pi_{X\theta_1} X \theta_1 - \gamma X^T DP \Pi_{X\theta_2} X \theta_2)\|_\infty \\ &\leq \frac{\gamma}{1 + \eta} \|(X^T DX)^{-1}\|_\infty \|X^T\|_\infty \|\Pi_{X\theta_1} X \theta_1 - \Pi_{X\theta_2} X \theta_2\|_\infty \\ &\leq \frac{\gamma}{1 + \eta} \|(X^T DX)^{-1}\|_\infty \|X^T\|_\infty \|\Pi_{X(\theta_1 - \theta_2)} (X \theta_1 - X \theta_2)\|_\infty \\ &\leq \frac{\gamma}{1 + \eta} \|(X^T DX)^{-1}\|_\infty \|X^T\|_\infty \|X \theta_1 - X \theta_2\|_\infty \\ &\leq \frac{\gamma}{1 + \eta} \|(X^T DX)^{-1}\|_\infty \|X^T\|_\infty \|X\|_\infty \|\theta_1 - \theta_2\|_\infty \\ &\leq \gamma \|\theta_1 - \theta_2\|_\infty \end{aligned}$$

The first inequality follows from the submultiplicativity of matrix norm and  $\|DP\|_\infty \leq 1$ . The second inequality follows from the fact that  $\max x - \max y \leq \max(x - y)$ . The last inequality is due to the condition  $\eta > \|(X^T DX)^{-1}\|_\infty X_{\max}^2 - 1$ . Since  $\gamma < 1$ ,  $\mathcal{T}_\eta$  is contraction mapping. Now we can use Banach fixed-point theorem to conclude existence and uniqueness of (13).

### A.4. Proof of [Theorem 3.2](#)

*Proof.* The bias term of the solution can be obtained using simple algebraic inequalities.

$$\|X\theta_e - Q^*\|_\infty \leq \left\| X\theta_e - \frac{1}{1 + \eta} Q^* \right\|_\infty + \left\| \frac{\eta}{1 + \eta} Q^* \right\|_\infty$$



$$\begin{aligned}
&\leq \left\| X\theta_e - \frac{1}{1+\eta} \Gamma Q^* \right\|_\infty + \left\| \frac{1}{1+\eta} Q^* - \frac{1}{1+\eta} \Gamma Q^* \right\|_\infty + \left\| \frac{\eta}{1+\eta} Q^* \right\|_\infty \\
&\leq \frac{1}{1+\eta} \|\Gamma(\mathcal{T}X\theta_e) - \Gamma\mathcal{T}Q^*\|_\infty + \left\| \frac{1}{1+\eta} Q^* - \frac{1}{1+\eta} \Gamma Q^* \right\|_\infty + \left\| \frac{\eta}{1+\eta} Q^* \right\|_\infty \\
&\leq \frac{\gamma\|\Gamma\|_\infty}{1+\eta} \|X\theta_e - Q^*\|_\infty + \left\| \frac{1}{1+\eta} Q^* - \frac{1}{1+\eta} \Gamma Q^* \right\|_\infty + \left\| \frac{\eta}{1+\eta} Q^* \right\|_\infty.
\end{aligned}$$

The last inequality follows from the fact that the Bellman operator  $\mathcal{T}$  is  $\gamma$ -contraction with respect to the infinity norm.

Rearranging the terms, we have

$$\|X\theta_e - Q^*\|_\infty \leq \frac{1}{1+\eta-\gamma\|\Gamma\|_\infty} \|Q^* - \Gamma Q^*\|_\infty + \frac{\eta}{1+\eta-\gamma\|\Gamma\|_\infty} \frac{R_{\max}}{1-\gamma}.$$

The bias is caused by projection and additional error term due to regularization.  $\square$

### A.5. Proofs for Theorem 2.6

In this section, we provide omitted proofs to check Theorem 2.6 for Theorem 5.2.

First of all, Lipschitzness of  $f(\theta)$  ensures the unique solution of the O.D.E..

**Lemma A.3** (Lipschitzness). *Let*

$$f(\theta) = -(1+\eta)X^T DX\theta + \gamma X^T DP \Pi_{X\theta} X\theta + X^T DR \quad (21)$$

*Then,  $f(\theta)$  is globally Lipschitzness continuous.*

*Proof.* Lipschitzness of  $f(\theta)$  can be proven as follows:

$$\begin{aligned}
\|f(\theta) - f(\theta')\|_\infty &\leq (1+\eta)\|X^T DX(\theta - \theta')\|_\infty + \gamma\|X^T DP(\Pi_{X\theta} X\theta - \Pi_{X\theta'} X\theta')\|_\infty \\
&\leq (1+\eta)\|X^T DX\|_\infty \|\theta - \theta'\|_\infty + \gamma\|X^T DP\|_\infty \|\Pi_{X\theta} X\theta - \Pi_{X\theta'} X\theta'\|_\infty \\
&\leq (1+\eta)\|X^T DX\|_\infty \|\theta - \theta'\|_\infty + \gamma\|X^T DP\|_\infty \|\Pi_{X(\theta-\theta')} X(\theta - \theta')\|_\infty \\
&\leq ((1+\eta)\|X^T DX\|_\infty + \gamma\|X^T DP\|_\infty \|X\|_\infty) \|\theta - \theta'\|_\infty
\end{aligned}$$

Therefore  $f(\theta)$  is Lipschitz continuous with respect to the  $\|\cdot\|_\infty$ .  $\square$

Next, the existence of limiting O.D.E. of (19) can be proved using the fact that policy is invariant under constant multiplication when linear function approximation is used.

**Lemma A.4** (Existence of limiting O.D.E. and stability). *Under (18), there exists limiting ode of (22) and its origin is asymptotically stable.*

$$f(\theta) = -(1+\eta)X^T DX\theta + \gamma X^T DP \Pi_{X\theta} X\theta + X^T DR \quad (22)$$

*Proof.* The existence of limiting O.D.E can be obtained using the homogeneity of policy,  $\Pi_{X(c\theta)} = \Pi_{X\theta}$ .

$$\begin{aligned}
f(c\theta) &= -(1+\eta)X^T DX(c\theta) + \gamma X^T DP \Pi_{X(c\theta)} X(c\theta) + X^T DR, \\
\lim_{c \rightarrow \infty} \frac{f(c\theta)}{c} &= -(1+\eta)X^T DX\theta + \gamma X^T DP \Pi_{X\theta} X\theta
\end{aligned}$$

This can be seen as switching system and shares common Lyapunov function  $V = \|\theta\|^2$ . Hence, the origin is asymptotically stable by Theorem 2.8.  $\square$

Lastly, we check conditions for martingale difference sequences.

---

**Lemma A.5** (Martingale difference sequence,  $m_k$ , and square integrability). *We have*

$$\begin{aligned}\mathbb{E}[m_{k+1} | \mathcal{F}_k] &= 0, \\ \mathbb{E}[|m_{k+1}|^2 | \mathcal{F}_k] &< C_0(1 + \|\theta\|^2),\end{aligned}$$

where  $C_0 = \max(12X_{\max}^2 R_{\max}^2, 12\gamma X_{\max}^4 + 4\eta^2 X_{\max}^2)$ .

*Proof.* To show  $\{m_k, k \in \mathbb{N}\}$  is a martingale difference sequence with respect to the sigma-algebra generated by  $\mathcal{G}_k$ , we first prove expectation of  $m_{k+1}$  is zero conditioned on  $\mathcal{G}_k$ .

$$\mathbb{E}[m_{k+1} | \mathcal{G}_k] = 0$$

This follows from definition of  $b, C$  and  $A_{\pi_{X\theta}}$ .

The boundedness  $\mathbb{E}[|n_k|] < \infty$  also follows from simple algebraic inequalities. Therefore  $\{m_k, \mathcal{G}_k\}, k \in \mathbb{N}\}$  is martingale difference sequence.

Now, we show square integrability of the martingale difference sequence, which is

$$\mathbb{E}[|m_{k+1}|^2 | \mathcal{G}_k] \leq C_0(\|\theta_k\|^2 + 1).$$

Using simple algebraic inequalities, we have

$$\begin{aligned}\mathbb{E}[|m_{k+1}|^2 | \mathcal{G}_k] &= \mathbb{E}[|\delta_k x(s_k, a_k) + \eta x(s_k, a_k)^T x(s_k, a_k) \theta_k - \mathbb{E}_\mu[\delta_k x(s_k, a_k) + \eta x(s_k, a_k)^T x(s_k, a_k) \theta_k]|^2 | \mathcal{G}_k] \\ &\leq \mathbb{E}[|\delta_k x(s_k, a_k) + \eta x(s_k, a_k)^T x(s_k, a_k) \theta_k|^2 + |\mathbb{E}_\mu[\delta_k x(s_k, a_k) + \eta x(s_k, a_k)^T x(s_k, a_k) \theta_k]|^2 | \mathcal{G}_k] \\ &\leq 2\mathbb{E}[|\delta_k x(s_k, a_k) + \eta x(s_k, a_k)^T x(s_k, a_k) \theta_k|^2 | \mathcal{G}_k] \\ &\leq 4\mathbb{E}[|\delta_k x(s_k, a_k)|^2 | \mathcal{G}_k] + 4\eta^2 \mathbb{E}[|x(s_k, a_k)^T x(s_k, a_k) \theta_k|^2 | \mathcal{G}_k] \\ &\leq 12X_{\max}^2 \mathbb{E}[|r_k|^2] + \|\gamma \max x(s_k, a_k) \theta_k\|^2 + |x(s_k, a_k) \theta_k|^2 | \mathcal{G}_k] + 4\eta^2 X_{\max}^2 \|\theta_k\|^2 \\ &\leq 12X_{\max}^2 R_{\max}^2 + 12\gamma X_{\max}^4 \|\theta_k\|^2 + X_{\max}^2 \|\theta_k\|^2 + 4\eta^2 X_{\max}^2 \|\theta_k\|^2 \\ &\leq C_0(1 + \|\theta_k\|^2),\end{aligned}$$

where  $C_0 = \max(12X_{\max}^2 R_{\max}^2, 12\gamma X_{\max}^4 + 4\eta^2 X_{\max}^2)$ . The fourth inequality follows from the fact that  $\|a + b + c\|^2 \leq 3\|a\|^2 + 3\|b\|^2 + 3\|c\|^2$ . This completes the proof.  $\square$

## A.6. Proof of Theorem 5.1

Before moving onto the proof of Theorem 5.1, in order to prove the stability using the upper and lower systems, we need to introduce some notions such as the quasi-monotone function and vector comparison principle. We first introduce the notion of quasi-monotone increasing function, which is a necessary prerequisite for the comparison principle for multidimensional vector system.

**Definition A.6** (Quasi-monotone function). A vector-valued function  $f : \mathbb{R}^n \rightarrow \mathbb{R}^n$  with  $f := [f_1 \ f_2 \ \cdots \ f_n]^T$  is said to be quasi-monotone increasing if  $f_i(x) \leq f_i(y)$  holds for all  $i \in \{1, 2, \dots, n\}$  and  $x, y \in \mathbb{R}^n$  such that  $x_i = y_i$  and  $x_j \leq y_j$  for all  $j \neq i$ .

Based on the notion of quasi-monotone function, we introduce the vector comparison principle.

**Lemma A.7** (Vector Comparison Principle). (*Hirsch & Smith, 2006*) Suppose that  $\bar{f}, \underline{f}$  are globally Lipschitz continuous. Let  $v_t$  be a solution of the system

$$\frac{d}{dt}x_t = \bar{f}(x_t), \quad x_0 \in \mathbb{R}^n, \forall t \geq 0.$$

---

Assume that  $\bar{f}$  is quasi-monotone increasing, and let  $v_t$  be a solution of the system

$$\frac{d}{dt}v_t = \underline{f}(v_t), \quad v_0 < x_0, \forall t \geq 0,$$

where  $\underline{f}(v) \leq \bar{f}(v)$  holds for any  $v \in \mathbb{R}^n$ . Then,  $v_t \geq x_t$  for all  $t \geq 0$ .

The vector comparison lemma can be used to bound the state trajectory of the original system by those of the upper and lower systems. Then, proving global asymptotic stability of the upper and lower systems leads to global asymptotic stability of original system. We now give the proof of [Theorem 5.1](#).

*Proof.* First we construct the upper comparison part. Noting that

$$\gamma X^T DP \Pi_{X\theta_e} X \theta_e \geq \gamma X^T DP \Pi_{X\theta} X \theta_e \quad (23)$$

and

$$\gamma X^T DP \Pi_{X(\theta-\theta_e)} X (\theta - \theta_e) \geq \gamma X^T DP \Pi_{X\theta} X (\theta - \theta_e), \quad (24)$$

we define  $\bar{f}(y)$  and  $\underline{f}(y)$  as follows:

$$\begin{aligned} \bar{f}(y) &= -(1+\eta)X^T DX + \gamma X^T DP \Pi_{Xy} X y, \\ \underline{f}(y) &= -(1+\eta)X^T DX y + \gamma X^T DP \Pi_{X(y+\theta_e)} X y + \gamma X^T DP (\Pi_{X(y+\theta_e)} - \Pi_{X\theta_e}) X \theta_e \end{aligned}$$

Using using (23) and (24), we have  $\bar{f}(y) \leq \underline{f}(y)$ .

$\underline{f}$  is the corresponding O.D.E of original system and  $\bar{f}$  becomes O.D.E of the upper system.  $\bar{f}$  becomes switched linear system.

Now consider the O.D.E systems

$$\begin{aligned} \frac{d}{dt}\theta_t^u &= \bar{f}(\theta_t^u), \quad \theta_0^u > \theta_0, \\ \frac{d}{dt}\theta_t &= \underline{f}(\theta_t). \end{aligned}$$

Next, we prove quasi-monotone increasing property of  $\bar{f}$ . For any  $z \in \mathbb{R}^{|S||A|}$ , consider a non-negative vector  $p \in \mathbb{R}^{|S||A|}$  such that its  $i$ -th element is zero. Then, for any  $1 \leq i \leq d$ , we have

$$\begin{aligned} e_i^T \bar{f}(y+p) &= e_i^T (-(1+\eta)X^T DX + \gamma X^T DP \Pi_{X(y+p)} X)(y+p) \\ &= -(1+\eta)e_i^T X^T DX y - (1+\eta)e_i^T X^T DX p + \gamma e_i^T X^T DP \Pi_{X(y+p)} X(y+p) \\ &\geq -(1+\eta)e_i^T X^T DX y + \gamma e_i^T X^T DP \Pi_{Xy} X y \\ &= e_i^T \bar{f}(y), \end{aligned}$$

where the inequality comes from  $e_i^T X^T DX p = 0$  due to [Theorem 2.2](#).

Therefore by [Theorem A.7](#), we can conclude that  $\theta_t \leq \theta_t^u$ . The switching system matrices of the upper system are all negative definite by [Theorem A.2](#), The switching system shares  $V(\theta) = \|\theta\|^2$  as common Lyapunov function. Therefore by [Theorem 2.8](#), we can conclude that the upper comparison system is globally asymptotically stable.

For the lower comparison part, noting that

$$\gamma X^T DP \Pi_{X\theta} X \theta \geq \gamma X^T DP \Pi_{X\theta_e} X \theta,$$

---

we can define  $\underline{f}(y)$  and  $\bar{f}(y)$  such that  $\underline{f}(y) \leq \bar{f}(y)$  as follows:

$$\begin{aligned}\bar{f}(y) &= -(1 + \eta)X^T DXy + \gamma X^T DP \Pi_{Xy} Xy + X^T DR, \\ \underline{f}(y) &= -(1 + \eta)X^T DXy + \gamma X^T DP \Pi_{X\theta_e} Xy + X^T DR\end{aligned}$$

The corresponding O.D.E system becomes

$$\begin{aligned}\frac{d}{dt}\theta_t &= \bar{f}(\theta_t), \\ \frac{d}{dt}\theta_t^l &= \underline{f}(\theta_t^l), \quad \theta_0^l < \theta_0.\end{aligned}\tag{25}$$

Proving quasi-monotonicity of  $\bar{f}$  is similar to previous step. Consider non-negative vector  $p \in \mathbb{R}^{|S||A|}$  such that its  $i$ -th element is zero.

$$\begin{aligned}e_i^T \bar{f}(y + p) &= e_i^T (-(1 + \eta)X^T DX(y + p) + \gamma X^T DP \Pi_{X(y+p)} X(y + p) + X^T DR) \\ &= e_i^T (-(1 + \eta)X^T DXy + \gamma X^T DP \Pi_{X(y+p)} X(y + p) + X^T DR) \\ &\geq e_i^T (-(1 + \eta)X^T DXy + \gamma X^T DP \Pi_{Xy} Xy + X^T DR) \\ &= e_i^T \bar{f}(y)\end{aligned}$$

The second equality holds since  $X^T DX$  is diagonal matrix and  $p_i = 0$ .

Therefore by [Theorem A.7](#), we can conclude that  $\theta_t^l \leq \theta_t$ . The lower comparison part is linear system with affine term, and the matrix is negative definite by [Theorem A.2](#). Therefore, we can conclude that (25) is globally asymptotically stable.

To prove uniqueness of the equilibrium point, assume there exists two different equilibrium points  $\theta_1^e$  and  $\theta_2^e$ . The global asymptotic stability implies that regardless of initial state,  $\theta_t \rightarrow \theta_1^e$  and  $\theta_t \rightarrow \theta_2^e$ . However this becomes contradiction if  $\theta_1^e \neq \theta_2^e$ . Therefore, the equilibrium point is unique.  $\square$

## A.7. Proof of [Theorem 5.2](#)

*Proof.* To apply [Theorem 2.7](#), let us check [Theorem 2.6](#).

1. First and second statement of [Theorem 2.6](#) follows from [Theorem A.4](#)
2. Third statement of [Theorem 2.6](#) follows from [Theorem 5.1](#)
3. Fourth statement of [Theorem 2.6](#) follows from [Theorem A.5](#)

Since we assumed Robbins Monro step-size, we can now apply [Theorem 2.7](#) to complete the proof.  $\square$

## A.8. Experiments

### A.8.1. DIAGRAMS FOR $\theta \rightarrow 2\theta$ AND BAIRD SEVEN STAR COUNTER EXAMPLE

The state transition diagrams of  $\theta \rightarrow 2\theta$  and Baird seven-star example are depicted.

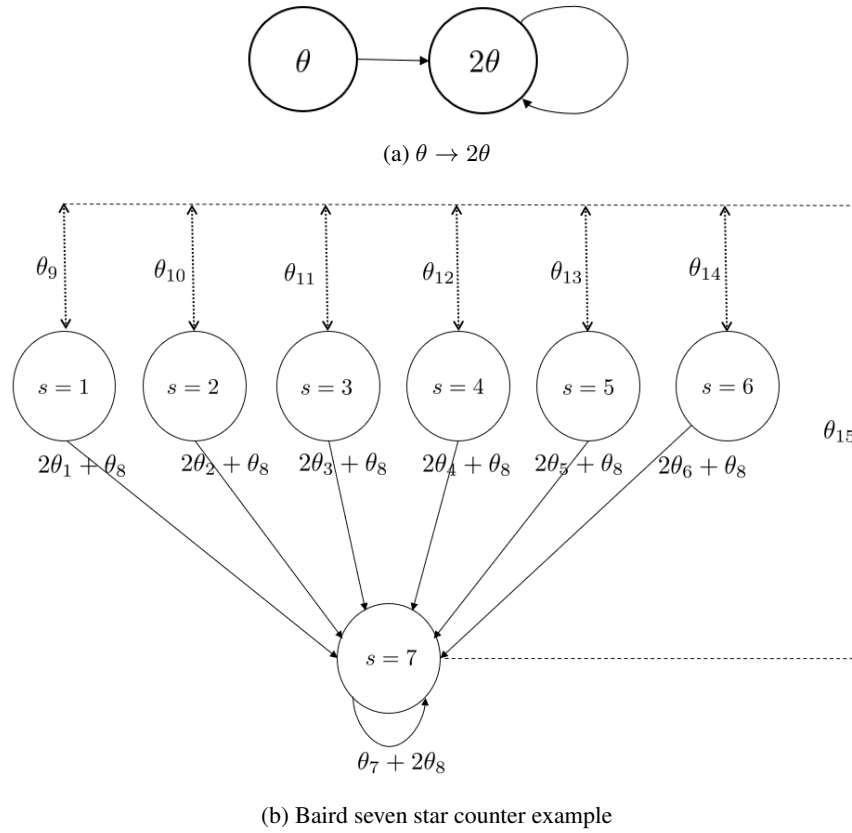
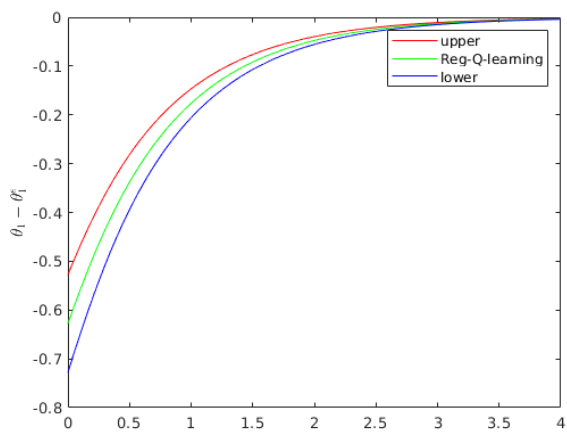


Figure 4: Counter-examples where Q-learning with linear function approximation diverges

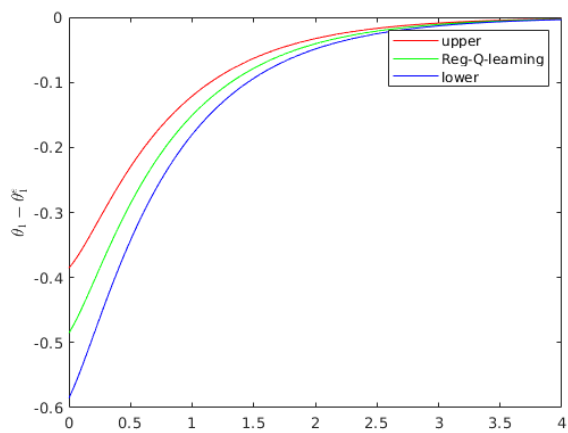
### A.8.2. O.D.E. TRAJECTORIES OF MDP INTRODUCED IN SECTION 6.3

The O.D.E. trajectories of MDP introduced in Section 6.3 are depicted.





(a)  $\theta_1 - \theta_1^e$



(b)  $\theta_2 - \theta_2^e$

Figure 5: Trajectories of upper and lower O.D.E.