

Spectral Propagation Graph Network for Few-shot Time Series Classification

Ling Yang^{1,2}, Shenda Hong^{1,2}, Luxia Zhang^{1,2}

¹Institute of Medical Technology, Health Science Center of Peking University, Beijing, China

²National Institute of Health Data Science, Peking University, Beijing, China

yangling0818@163.com, hongshenda@pku.edu.cn, zhanglx@bjmu.edu.cn

Abstract

Few-shot Time Series Classification (few-shot TSC) is a challenging problem in time series analysis. It is more difficult to classify when time series of the same class are not completely consistent in spectral domain or time series of different classes are partly consistent in spectral domain. To address this problem, we propose a novel method named Spectral Propagation Graph Network (SPGN) to explicitly model and propagate the spectrum-wise relations between different time series with graph network. To the best of our knowledge, SPGN is the first to utilize spectral comparisons in different intervals and involve spectral propagation across all time series with graph networks for few-shot TSC. SPGN first uses bandpass filter to expand time series in spectral domain for calculating spectrum-wise relations between time series. Equipped with graph networks, SPGN then integrates spectral relations with label information to make spectral propagation. The further study conveys the bi-directional effect between spectral relations acquisition and spectral propagation. We conduct extensive experiments on few-shot TSC benchmarks. SPGN outperforms state-of-the-art results by a large margin in 4% ~ 13%. Moreover, SPGN surpasses them by around 12% and 9% under cross-domain and cross-way settings respectively.

1 Introduction

Time Series Classification (TSC) (Esling & Agon, 2012, Yang & Wu, 2006) is an important task for many applications across domains like healthcare, financial markets, energy management, traffic system and environmental engineering. In the last decade, deep neural network (Fawaz et al., 2019, Kashiparekh et al., 2019, Wang et al., 2017, Xu et al., 2022a,b) such as Long Short-Term Memory (LSTM) (Sundermeyer et al., 2012) has been widely used in the areas mentioned above and achieved great success with state-of-the-art results in TSC task. However, when dealing with scarce labeled data (few-shot scenario), the performance of TSC models tend to degrade significantly (Fawaz et al., 2018, Yang & Hong, 2022c). Few-shot scenario is inevitable in many of above areas. For example, in healthcare area (Rajkomar et al., 2018), it is promising to detect cardiac arrhythmias (Huikuri et al., 2001) via ECG time series classification (Pyakillya et al., 2017, Saritha et al., 2008). But labeled ECG time series are hard to acquire because: 1) some diseases (such as ventricular tachycardia (Wellens et al., 2000)) rarely happen but are extremely risky; 2) the collection of medical data is inconvenient and costs too much; 3) labeling medical data needs medical expertise and also requires heavy cost.

An example of few-shot TSC is shown in Figure 1. Time series in the first two rows are two labeled support samples and time series in the bottom row is query sample which is to be classified. The ground-truth of query time series is Class 1. We can see that support time series of Class 1 and query time series are dissimilar in 0 ~ 16 Hz. In the meanwhile, support time series of Class 2 and query time series are coincidentally similar in 0 ~ 16 Hz. It is noted that such differences in low frequency domain might be just caused by baseline wandering distortion and it shouldn't be considered too

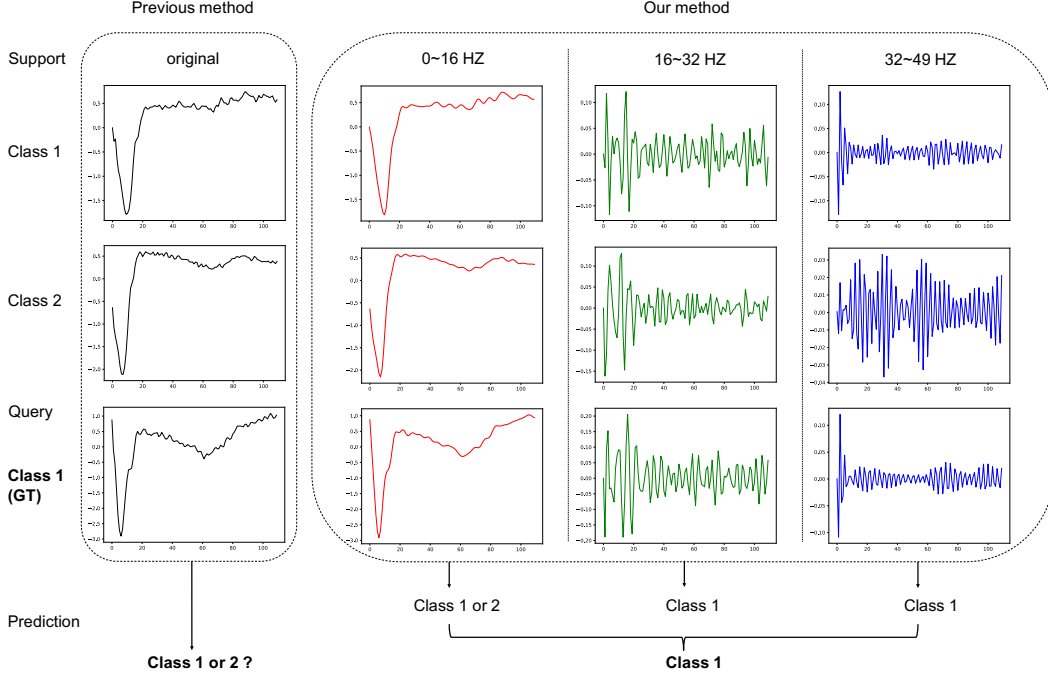


Figure 1: Our proposed method utilizes the spectrum-wise comparisons and propagates spectral relations across time series to make final predictions for query time series from a holistic view.

much in classification. However, such scenario has a significant negative impact on few-shot TSC, which means the training procedure of scarce labeled samples is prone to be seriously affected by such samples and it could bring deviation to the optimization of models.

However, few recent efforts have been made to promote performance in this few-shot scenario (Fawaz et al., 2018, Kashiparekh et al., 2019, Serrà et al., 2018). Approaches such as (Malhotra et al., 2017) focus on transfer learning. They try to solve the problem by pre-training a model on many well-labeled source datasets and fine-tuning it on the target dataset, which may lead to overfitting and be unable to guarantee a satisfied result. Moreover, the performance is hard to guarantee if the source and target domain have quite different data distributions, which is hard to ensure. For the purpose of model optimization and training efficiency, a specific predictive model for few-shot TSC tasks is desired. MNet (Narwariya et al., 2020) first tries to tackle this problem using meta-learning (Vilalta & Drissi, 2002) from the perspective of few-shot learning (Wang et al., 2020). It uses meta-learning based pre-training method by the guide of triplet loss function (Schroff et al., 2015) for few-shot TSC. Nevertheless, its proposed method does not leverage inherent relations within spectrum in a few-shot TSC task. Beyond that, the triplet loss is limited to sample policy selection and outliers may have significant impact on training procedure. In conclusion, these previous methods still fail to deal with the problem of being easily confused by confounders illustrated in Figure 1.

In this paper, we aim to maximize the minor differences of various time series and pay more attention to characteristics in common between time series of the same class. We devise SPGN to expand original time series to a range of split time series in power spectral domain for later relations extraction and integrate spectral relations with label propagation for spectral propagation in graph networks. The main process of SPGN consists of Spectral Relations Acquisition (SRA) and Spectral Propagation (SP). SRA expands time series with an average split in power spectral space and performs spectrum-wise comparisons to acquire rich spectral relations. SP utilizes spectral relations by integrating them into label propagation and promotes the procedure of SPA in turn. Such an alternate operation of SPA and SP fully exploits the inherent correlated attributes of time series and provides a global view in few-shot TSC tasks, which contributes to significant generalization and transferring abilities in cross-domain few-shot TSC. Furthermore, the architecture of SPGN make it easy for extending it to cross-way few-shot TSC tasks where the number of classes are different between training and evaluation.

Our main contributions are summarized as follows:

- To the best of our knowledge, SPGN is the first to **explicitly model spectrum-wise relations in few-shot TSC**, which expands the minor differences of diverse time series and highlights the major similarities of same time series in spectral domain. The further ablation study illustrates the effectiveness of spectral comparisons in different intervals.
- SPGN firstly attempts to **adopt the graph network architecture for better combination of spectral relations acquisition and label propagation in few-shot TSC**, which helps in promoting spectral propagation and significantly improves the final prediction.
- In extensive experiments on popular benchmark datasets for few-shot TSC tasks, SPGN achieves a state-of-the-art result and has a significant improvement of **4%~13%** on average accuracies over previous work. Additionally, our algorithm outperforms existing few-shot TSC methods by **12% and 9 %** under cross-domain and cross-way settings respectively, which proves the superior generalization and transferring abilities of SPGN.

2 Related Work

Time series classification With the significant increase volume of temporal data, a large number of TSC algorithms have been proposed in recent years (Esling & Agon, 2012, Fawaz et al., 2019, Yang & Wu, 2006, Yang & Hong, 2022d). To name a few, Dynamic Time Wrapping (DTW) (Bagnall et al., 2017) provides a strong baseline with the dynamic time warping distance. A popular traditional TSC method incorporates a Nearest Neighbor (NN) classifier coupled with a distance function (Lines & Bagnall, 2015). BOSS (Schäfer, 2015) forms a discriminative bag of words to promote the performance in TSC tasks. Due to the success of Deep Learning (LeCun et al., 2015) in various classification tasks, several discriminative deep learning methods have been proposed to solve the TSC task. Hand engineering approaches (Hatami et al., 2018, Wang & Oates, 2015a,b) transform time series data into image-like input for feature extraction, which is mostly inspired by computer vision research. As opposed to feature engineering, end-to-end models aims to incorporate the feature learning process while fine-tuning the discriminative classifier (Nweke et al., 2018).

Few-shot learning Few-shot learning is to predict unlabeled samples (query set) given few labeled samples (support set), which has important worth of research and application. Finetuning is a traditional method to train a predictive model for few-shot learning in practice (Chen et al., 2018, Nakamura & Harada, 2019). The method of meta-learning (Finn et al., 2017) introduces the concept of episode to solve the few-shot classification task explicitly and designs a gradient-based optimizer for fast adaptation of model parameters when encountering novel samples. An episode is one iteration of model training, where a batch of few-shot tasks are sampled for optimization. Under the framework of meta-learning, metric learning methods (Snell et al., 2017, Sung et al., 2018, Vinyals et al., 2016) focus on optimizing feature embedding of input data in few-shot tasks.

Graph network Graph network was designed for processing graph-structured data at first (Gori et al., 2005, Scarselli et al., 2008) and it mainly refines the node feature by aggregating neighboring nodes and update itself recursively (Yang & Hong, 2022a). Transductive Inference (Joachims et al., 1999) was first introduced to minimize errors of a particular test dataset and it shows a massive advantage over inductive inference. Graph-based methods (Kim et al., 2019, Liu et al., 2018, Satorras & Estrach, 2018, Yang et al., 2020) are suitable for involving transduction to conduct label propagation, which transfers labels from labeled samples to unlabeled samples effectively. All these prior works show great efficiency of the combination of graph network and transductive inference (Wang & Zhang, 2007, Zhou et al., 2004, Yang & Hong, 2022b) in classification tasks.

3 The Proposed Approach

In this section, we first introduce the problem definition of few-shot TSC tasks. And then we provide detailed explanation of our proposed algorithm.

3.1 Problem Definition

The goal of few-shot TSC tasks is to learn a predictive model that generalizes well when classifying time series in the case where only few labeled time series are provided. Specifically, each few-shot TSC task contains a *support set* \mathcal{S} and a *query set* \mathcal{Q} , which are composed of time series. In the training stage provided training data \mathbb{D}^{train} , the support set $\mathcal{S} \subset \mathbb{D}^{train}$ contains N classes with K time series for each class (i.e., the N -way K -shot setting), which can be denoted as $\mathcal{S} = \{(x_1, y_1), (x_2, y_2), \dots, (x_{N \times K}, y_{N \times K})\}$. The *query set* $\mathcal{Q} \subset \mathbb{D}^{train}$ has M samples and can be denoted as $\mathcal{Q} = \{(x_{N \times K + 1}, y_{N \times K + 1}), \dots, (x_{N \times K + M}, y_{N \times K + M})\}$. Labels of time series are provided for both support set \mathcal{S} and query set \mathcal{Q} . In the evaluation stage provided testing data \mathbb{D}^{test} , our goal is to train a predictive model that could map the query time series $\mathcal{Q} \subset \mathbb{D}^{test}$ to the corresponding label accurately with few support samples from $\mathcal{S} \subset \mathbb{D}^{test}$. Labels of support time series and query time series are mutually exclusive. Similar to few-shot image classifications (Finn et al., 2017), few-shot TSC adopts the episodic training schema to learn model parameters, which is consistent with evaluation stage. An iteration of training procedure is denoted as an episode and contains a batch of few-shot TSC tasks sampled from \mathbb{D}^{train} . Such an episodic training method is designed for promoting generalization ability of few-shot learning models.

3.2 Spectral Propagation Graph Network

In this subsection, we will introduce the proposed spectral propagation graph network in detail. As illustrated in Figure 2, SPGN contains a feature extractor and a graph network. The feature extractor is a base component for extracting temporal patterns like previous work (Kashiparekh et al., 2019). The graph network architecture $G = (V, E)$ we devise plays an important role in our algorithm, which performs two main processes, namely Spectral Relations Acquisition and Spectral Propagation. SPGN conducts the processes of SRA and SP alternately to update nodes V^l and edges E^l in graph G^l , where l represents the l -th graph network. SPGN outputs the final prediction for query time series after the processing of several graph networks. Furthermore, the processes of SRA and SP in G^l both utilize the previous feature in G^{l-1} for update, which enhance the stability of training procedure and ensure that the information flow between label and spectrum is still efficient across several graph networks.

3.2.1 Spectral Relations Acquisition

Expansion of time series in spectrum Previous methods (Kashiparekh et al., 2019, Narwariya et al., 2020) usually capture temporal patterns of the whole time series when encountering few-shot TSC tasks. They may easily over-highlight the minor differences of same class and be confused by shared feature of different classes. To reduce the impact of confounders, SPA conducts an average split of time series in power spectral space for fine-grained feature and makes spectrum-wise comparisons for global information when judging whether two time series are of same class. Therefore, each split time series contain the same amount of spectral information. Thus, a bandpass filter based on the Fast Fourier Transform (FFT) and inverted FFT is employed on each time series to get a group of spectrum-wise time series. We first computes the power spectral density (PSD) of the time series. The PSD set with corresponding spectrum set can be defined as follows:

$$PSD = \frac{abs(FFT(x))^2}{N} \quad (1)$$

where N denotes the number of sampling points and x is the input time series. FFT is the Fast Fourier Transform. Then we accumulating PSD for each frequency scale as follows:

$$H(f_i) = \sum_{i=1}^n (PSD(f_i) \times f_i) \quad (2)$$

where $n \in \mathbb{Z}$ and $0 \leq n < \frac{f_w}{2}$. Given total power spectral $I_{total} = \sum_{i=1}^{\frac{f_w}{2}} (PSD(f_i) \times f_i)$ of time series, we perform average split on spectrum to get s time series. The process is specified as follows:

$$f_j = H^{-1}((\frac{I_{total}}{s}) * j) \quad (3)$$

where H^{-1} is the reverted function of equation 2. f_j is the j -th split frequency scale and the spectral interval of j -th split time series is $[f_j, f_{j+1}]$. Then the bandpass filter B is applied for acquire a set of

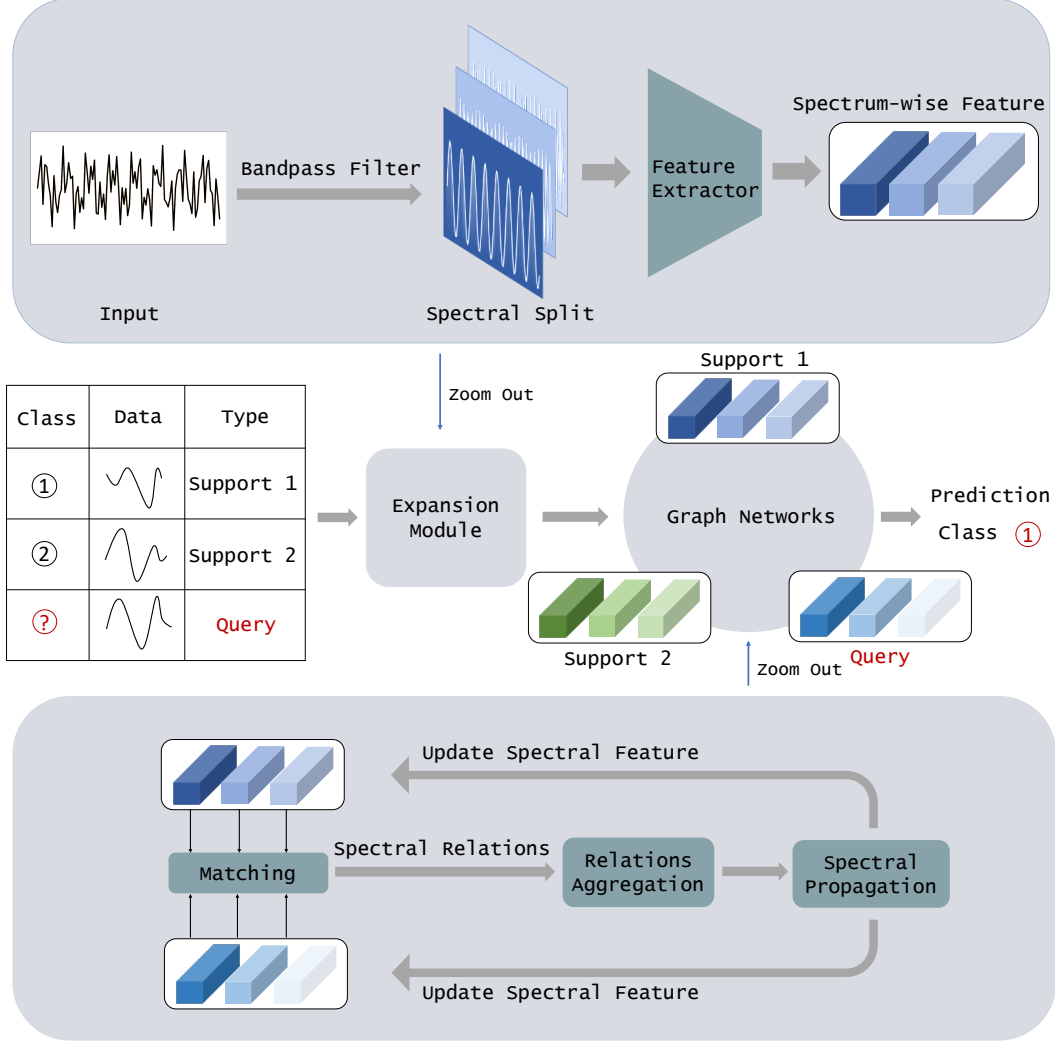


Figure 2: The overall framework of SPGN. A 2way-1shot few-shot TSC task is illustrated. First, Support and query time series are all delivered to expansion module for acquiring spectrum-wise feature. Then the obtained features are used to construct graph network, where each node represents a time series instance. Finally, SPGN alternately runs Spectral Relations Acquisition and Spectral Propagation to make prediction for query time series.

spectrum-wise time series with the above spectral intervals. The j -th spectrum-wise time series x_j is computed as:

$$x_j = B(x, f_j, f_{j+1}) \quad (4)$$

where x is the original time series, f_j and f_{j+1} are lower and upper bounds of the bandpass filter respectively.

Each group of processed support and query time series is first delivered to the feature extractor for extraction of basic temporal patterns. For fair comparison, SPGN use the ResNet-like architecture (He et al., 2016) for feature extraction as illustrated in (Hong et al., 2020). We slightly adapt the original ResNet to the model suitable for 1-dimensional data, which is called ResNet-1D. ResNet-1D is composed of four residual blocks and each block contains several residual layers. The last layer of ResNet-1D is followed by a fully-connected layer to project the intermediate feature to the final 128-dimensional feature embedding for each split time series.

Spectrum-wise comparisons To make prediction for query time series, SPGN involves graph network to build a fully-connected architecture for element-wise matching. Each node in the initial graph $G^0 = (V^0, E^0)$ is initialized with several feature embeddings from different spectral ranges of the same time series. We do not display the processing of the feature obtained from original unprocessed time series in the latter equations for simplicity and the processing is exactly same with that of spectrum-wise feature. For s -th spectrum, the spectral relation between nodes is defined as follows:

$$r_{ij,s}^0 = F_{G_{rel}^0}((v_{i,s}^0 - v_{j,s}^0)^2), \quad (5)$$

where $v_{i,s}^0 \in \mathbb{R}^{128}$ and $v_{j,s}^0 \in \mathbb{R}^{128}$ are the feature embedding in s -th spectrum of i -th and j -th time series respectively, $F_{G_{rel}^0}$ is the transform network that calculates the spectrum-wise similarity. $F_{G_{rel}^0}$ contains two Conv-BN-ReLU (Agarap, 2018, Ioffe & Szegedy, 2015, Krizhevsky et al., 2012) blocks with the parameter set $\theta_{G_{rel}^0}$ and a sigmoid layer.

After capturing s relations in spectral domain between each node pair, SPA concatenates and squeezes all the relations to compute a global relation to represent the edge in G_0 . Given relation set between i -th and j -th time series $R_{ij}^0 = \{r_{ij,0}^0, r_{ij,1}^0, \dots, r_{ij,s}^0\}$, the edge $e_{ij}^0 \in \mathbb{R}$ is computed as follows:

$$e_{ij}^0 = \delta(y_i, y_j) \cdot F_{G_e^0}(\text{concat}(r_{ij,0}^0, r_{ij,1}^0, \dots, r_{ij,s}^0)), \quad (6)$$

where $F_{G_e^0}$ is composed of several FC-ReLU blocks with the parameter set $\theta_{G_e^0}$ and a sigmoid layer. $\delta()$ is the Kronecker delta function which outputs 1 if $y_i = y_j$ otherwise 0 (y_i and y_j are labels of i -th and j -th time series respectively) and the value would be set to 0.5 if query time series is one of i -th and j -th time series. With this process, SPGN completely integrates the spectral relations with label information for latter spectral propagation. It makes the model to adaptively learn which spectrum to concentrate on when comparing time series and correspondingly update spectral feature for better comparisons. And the edge e_{ij}^l in l -th graph network G^l be updated as follows:

$$e_{ij}^l = e_{ij}^{l-1} \cdot F_{G_e^l}(\text{concat}(r_{ij,0}^l, r_{ij,1}^l, \dots, r_{ij,s}^l)), \quad (7)$$

where $F_{G_e^l}$ has a same architecture with $F_{G_e^0}$. In order to convey edge information from a holistic view in the graph G^l , a normalization operation is conducted on the e_{ij}^l .

3.2.2 Spectral Propagation

Spectral Propagation is devised to involve label propagation with spectral relations through transduction. The edge produced from SRA encoding the rich spectral relations of time series pairs and it is consistent with relative relationship of labels, which means two series of strong spectral correlation should probably be of the same class. SP exploits the bi-directional effects between spectral relation calculation and label propagation. More accurate spectral relations provide more abundant global information for label propagation. More efficient label propagation contributes to the better discrimination of spectrum-wise feature, which is beneficial for computing spectral relations in turn. Given the feature set $\{v_{0,s}^{l-1}, v_{1,s}^{l-1}, \dots, v_{N \cdot K + M, s}^{l-1}\}$ in G^{l-1} and the edges $E^l = \{e_0^{l-1}, e_1^{l-1}, \dots, e_{N \cdot K + M}^{l-1}\}$, the i -th node feature of the s -th spectrum can be updated as follows:

$$v_{i,s}^l = F_{G_v^l}(\text{concat}(\sum_{j=1}^{N \cdot K + M} (e_{ij}^{l-1} \cdot v_{j,s}^{l-1}), v_{i,s}^{l-1})), \quad (8)$$

$F_{G_v^l}$ consists of two Conv-BN-ReLU blocks with the parameter set $\theta_{G_v^l}$. Through this process of label propagation and feature aggregation, the global information produced by SRA are encoded in updated node feature of each spectrum for all time series.

The prediction of each time series can be computed by feeding the corresponding edges in the last graph network G^{last} in SPGN into softmax function:

$$P(\hat{y}_i | x_i) = \text{Softmax}(\sum_{j=1}^{N \cdot K} e_{ij}^{last} \cdot \tilde{\delta}(y_j)), \quad (9)$$

where $P(\hat{y}_i | x_i)$ is prediction's probability distribution over all support classes given sample x_i , and y_j is the label of j th sample in the support time series. $\tilde{\delta}(\cdot)$ represents the one-hot mapping for labels

and e_{ij}^{last} stands for the edge. $N \cdot K$ stands for the number of support time series in a few-shot TSC task. To fully exploit spectral relations when optimizing SPGN, we add constraints on every graph networks. The total loss function is defined as follows:

$$\mathcal{L}_{SPGN} = \sum_{i=1}^T \mathcal{L}_{CE}(P(\hat{y}_i|x_i), y_i), \quad (10)$$

where T stands for the number of graph networks existing in SPGN. \mathcal{L}_{CE} is the cross-entropy loss function and $P(\cdot|\cdot)$ is the prediction probability distribution over all support classes of split query time series x_i . y_i is the ground-truth label.

4 Experiments

4.1 Setups and Main Results

Datasets and Protocols We use the public UCR Time Series Classification Archive dataset (Dau et al., 2019) which is widely used in time series classification to construct few-shot TSC tasks and run evaluation on it. The UCR dataset contains different kinds of TSC datasets with each dataset belonging to a TSC task. For fair comparisons, we follow (Narwariya et al., 2020) and 41 datasets of UCR Archive are used for few-shot TSC tasks. We conduct training and evaluation processes on every dataset. Given a dataset, we randomly sample many few-shot TSC tasks from original train/test splits in UCR Archive. In the training stage, we use Adam optimizer (Kingma & Ba, 2015) on a single Nvidia RTX3090 GPU with CUDA 11.0 in all experiments with the initial learning rate of $1e-3$ and decay the learning rate by 0.5 per 30 epochs. The weight decay is set to $1e-5$. After training procedure, we report the mean accuracy (in %) of evaluation as well as the 95% confidence interval, which is consistent with previous approaches (Narwariya et al., 2020).

Main results We compare the performance of the proposed model SPGN with several state-of-the-art models, and SPGN surpasses them by a significant margin on all benchmark datasets. Considering that datasets of the UCR Archive consists of the different number of classes which can vary from 2 to 50, we only fix the number of labeled samples in each class and conduct experiments based on a N -way 5-shot learning. Following the datasets setting of previous method (Narwariya et al., 2020), the number of classes N in a N -way K -shot few-shot TSC task vary across different datasets. As shown in Table 1, the evaluation accuracy of SPGN gets an improvement of $4\% \sim 13\%$ on all datasets for 5-shot TSC tasks when it is compared to previous work. The promising results reveal the generalization ability of our proposed model and prove the necessity of utilizing spectral relations comparison in few-shot TSC tasks.

4.2 Generalization and Transferability

To assess the performance of proposed model from different aspects, we design cross-domain and cross-way experiments comparing SPGN with other methods to validate the generalization and transferability of models. Besides, generalization and transferring abilities of models are vital for few-shot TSC tasks because it is quite common that the settings in training and testing stage are diverse in practical scenarios.

Cross-domain evaluation Previous methods fail to adapt to domain shift where $A \rightarrow B$ implies that the model is trained on dataset A but evaluated on dataset B . We conduct the cross-domain evaluation, where source and target domains are different, and results are shown in Table 2. SPGN is able to quickly adapt to a novel class and is less affected by domain shift between the source and target domains, which is obviously better than other methods. It is noted that the exploitation of spectral information becomes more important as the domain difference grows larger.

Cross-way evaluation There usually exists the scenario where the number of few-shot classes for evaluation does not match to the one used for training. Previous methods are less conductive because of its architecture. In contrast, our SPGN is more flexible and effective to be extended to modified few-shot setting without re-training of the model. Therefore, we slightly modify other models to be able to make comparisons with SPGN in cross-way evaluation. As shown in Table 2, SPGN

Dataset	DTW	BOSS	MNet	SPGN	Dataset	DTW	BOSS	MNet	SPGN
50words	64.4	49.9	59.1	72.3±0.54	InsectW.B.Sound	47.3	39.8	48.7	56.0±0.32
Adiac	54.0	70.9	67.4	77.6±0.41	Meat	91.9	87.6	89.0	99.1±0.17
Beef	62.6	70.1	65.3	83.5±0.45	MedicalImages	67.5	48.8	59.2	78.2±0.39
BeetleFly	61.4	78.9	95.8	98.9±0.18	Mid.Phal.O.A.G	55.8	47.8	54.7	64.9±0.21
BirdChicken	49.6	92.1	100.0	99.7±0.17	Mid.Phal.O.C	55.0	52.6	53.1	66.4±0.34
Chlor.Conc.	33.8	35.6	33.1	43.8±0.15	Mid.Phal.TW	33.9	34.8	35.3	45.6±0.20
Coffee	91.4	97.7	97.8	99.6±0.18	PhalangesO.C	53.5	51.2	53.9	61.4±0.41
Cricket_X	56.7	49.1	59.4	67.3±0.25	Prox.Phal.O.A.G	71.9	73.1	69.7	80.9±0.57
Cricket_Y	55.6	46.1	56.2	63.7±0.36	Prox.Phal.O.C	62.6	64.5	63.8	74.5±0.41
Cricket_Z	56.0	48.1	59.8	69.1±0.28	Prox.Phal.TW	44.5	41.9	43.2	52.0±0.14
Dist.Phal.O.A.G	69.8	65.8	70.5	78.3±0.44	Strawberry	67.1	71.4	75.5	82.2±0.59
Dist.Phal.O.C	58.3	57.5	58.8	65.9±0.30	SwedishLeaf	69.0	77.6	77.8	88.1±0.46
Dist.Phal.TW	44.8	43.7	48.1	56.4±0.21	synthetic_control	95.8	86.7	97.1	99.7±0.22
ECG200	75.5	72.8	75.8	80.7±0.33	Two_Patterns	97.0	69.2	83.1	99.6±0.21
ECG5000	49.4	53.3	54.8	61.4±0.19	uWave_X	61.5	47.9	60.6	69.0±0.32
ECGFiveDays	66.6	90.9	93.9	98.7±0.27	uWave_Y	51.8	36.3	47.8	60.1±0.34
ElectricDevices	42.2	35.1	38.0	51.3±0.29	uWave_Z	55.1	48.9	59.9	66.7±0.42
FaceAll	76.4	79.5	78.5	85.2±0.31	wafer	92.2	93.6	89.4	97.4±0.35
FaceFour	86.9	100.0	95.8	99.8±0.13	Wine	49.3	57.1	63.1	72.3±0.43
FordA	54.1	69.3	79.7	85.8±0.40	yoga	52.5	54.8	54.6	63.5±0.37
FordB	53.5	58.5	78.7	87.1±0.41					

Table 1: Comparisons of N -way 5-shot TSC accuracies on 41 UCR datasets. N varies according to the number of classes across datasets.

Methods	Cross-domain			Cross-way	
	Adiac \rightarrow ECG200	FaceAll \rightarrow FordB	50words \rightarrow Beef	2way \rightarrow 5way	5way \rightarrow 10way
DTW	60.3	42.5	50.2	62.5	65.3
BOSS	58.1	46.7	59.3	64.8	69.9
MNet	62.9	69.4	56.8	65.6	67.1
SPGN	73.8	81.3	75.0	73.0	78.4

Table 2: Cross-domain and cross-way results. Cross-domain evaluation is conducted on *source* \rightarrow *target* dataset pairs and Cross-way evaluation is experimented on FaceAll dataset.

outperforms the previous methods by a large margin in cross-way few-shot TSC tasks, which has proved its good capabilities of generalization and transferability.

5 Analysis

5.1 The Effectiveness of SPGN

Our proposed SPGN is able to address the problem that when time series of the same class are not completely consistent in spectral domain or time series of different classes are partly consistent in spectral domain. To support our claim, we make a statistical analysis about the number of different spectrums in the wrong classification pairs by using SPGN and previous methods as in Table 3. We can find that most of the wrong classification pairs have more than two different spectrums, which percentage largely surpasses other methods. This phenomenon demonstrates that our SPGN is less affected by partial indistinguishable spectrums. Besides, we use SPGN to classify the wrong pairs produced by other methods. From Table 4, we find that our SPGN corrects a large proportion of wrongly classified pairs with 1 or 2 different spectrums, which further prove the effectiveness of SPGN.

Robustness to Noise Our SPGN is robust to the noise since we split the time series in spectral domain and it reduces the influences of noise with the spectral propagation. We conduct experiments

Count of Spectrums	DTW	BOSS	MNet	SPGN
1	53%	62%	58%	11%
2	34%	28%	31%	15%
≥ 2	13%	10%	11%	74%

Table 3: The distribution percentage of different spectrums in wrongly classified pairs.

Corrected Proportion	DTW	BOSS	MNet
1	91%	85%	93%
2	83%	88%	79%
≥ 2	67%	42%	57%

Table 4: The corrected proportion of wrongly classified pairs produced by other methods with using SPGN.

with high, middle and low frequency noise and results are listed in Table 5. When the noise is added, the accuracy reduction of SPGN is below 1% while other models have a large accuracy reduction about 3%. Therefore our SPGN is more robust to noises of different frequencies compared with other methods.

High Frequency Noise	DTW	MNet	SPGN
ECG5000 (w/o)	49.4	54.8	61.4
ECG5000 (w/)	45.8 (-3.6)	51.2 (-3.6)	60.5 (-0.9)
Cricket_Z (w/o)	56.0	59.8	69.1
Cricket_Z (w/)	52.4 (-3.6)	56.0 (-3.8)	68.3 (-0.8)
Prox.Phal.TW (w/o)	44.5	43.2	52.0
Prox.Phal.TW (w/)	40.7 (-3.8)	40.8 (-2.4)	51.1 (-0.9)
Mid Frequency Noise	DTW	MNet	SPGN
ECG5000 (w/o)	49.4	54.8	61.4
ECG5000 (w/)	46.1 (-3.3)	51.7 (-3.1)	60.6 (-0.8)
Cricket_Z (w/o)	56.0	59.8	69.1
Cricket_Z (w/)	52.8 (-3.2)	56.1 (-3.7)	68.5 (-0.6)
Prox.Phal.TW (w/o)	44.5	43.2	52.0
Prox.Phal.TW (w/)	41.6 (-2.9)	40.4 (-2.8)	51.2 (-0.8)
Low Frequency Noise	DTW	MNet	SPGN
ECG5000 (w/o)	49.4	54.8	61.4
ECG5000 (w/)	45.8 (-3.6)	51.2 (-3.6)	60.5 (-0.9)
Cricket_Z (w/o)	56.0	59.8	69.1
Cricket_Z (w/)	52.4 (-3.6)	56.0 (-3.8)	68.3 (-0.8)
Prox.Phal.TW (w/o)	44.5	43.2	52.0
Prox.Phal.TW (w/)	40.7 (-3.8)	40.8 (-2.4)	51.1 (-0.9)

Table 5: Accuracy comparisons with different noises.

5.2 The Impact of SRA and SP

Spectral Relations Acquisition and Spectral Propagation are both important modules of SPGN. To investigate the impact of both modules quantitatively, we design experiments to by removing them firstly and then adding them respectively. For baseline experiment, we simply extract temporal feature of support and query time series and adopt a weighted nearest neighbour classifier to make predictions. We add SRA module to baseline by expanding time series in power spectral space and make spectrum-wise comparisons without label propagation while we add SP module to baseline

through just concatenating temporal feature with spectral feature without spectral relations extraction in graph network. All the experiments are conducted on ECG5000 and the results are shown in Table 6. The SRA module improves the performance over baseline by 3.7% which illustrates the necessity of spectrum-wise relations for few-shot TSC tasks. The SP module promotes the classification accuracy by 3.2% and shows the full exploitation of fine-grained spectral differences. It is noted that the accuracy improvement with combining SRA with SP surpasses the summation accuracy of only using SRA and SP respectively. This phenomenon further conveys that there exists a bi-directional effect between SRA and SP and they promotes each other mutually. Additionally, the number l of graph networks existing in SPGN also has an impact on few-shot TSC tasks. We experiment on UCR datasets to find a proper l and results reveal that SPGN achieves best performance when l is set to 3.

baseline	+SRA	+SP	accuracy
✓			53.2
✓	✓		56.9 (+3.7)
✓		✓	56.4 (+3.2)
✓	✓	✓	61.4 (+8.2)

Table 6: Ablation study results of Spectral Relations Acquisition and Spectral Propagation modules on ECG5000 dataset.

The Number of Support Samples We conduct the experiments to investigate the accuracy trend with the number K of support samples changing. Table 7 demonstrates that the average rank is better with the K increasing and our SPGN outperforms other methods in all cases. It further prove the generalization ability of our proposed SPGN in few-shot scenarios.

K	DTW	BOSS	MNet	SPGN
2	3.976	3.902	3.178	2.209
5	3.503	3.890	2.961	2.156
10	3.476	3.646	2.785	1.953
20	3.354	2.927	2.695	1.884

Table 7: The trend of average rank with the number K of support samples increasing.

5.3 Investigation of Spectrum Split

As illustrated in 3.2.1, we split spectrum of time series in an average way on power spectral space. We have conducted experiments to investigate the different method of spectral split in few-shot TSC tasks. Results depicted in Table 8 shows that our method of conducting average split on power spectral space outperforms the approaches of exponential and average split on frequency, which acquires the

Datasets	Exponential	Average	Ours
Adiac	75.2	74.3	77.6
Beef	81.4	81.1	83.5
Meat	98.0	96.9	99.1
Yoga	61.7	61.4	63.5
Wine	71.3	70.8	72.3
SwedishLeaf	86.6	85.9	88.1
FaceAll	83.1	81.9	85.2
ECG5000	58.5	57.0	61.4
FordB	84.0	82.7	87.1
50words	69.7	68.5	72.3

Table 8: Accuracies comparisons between different split methods.

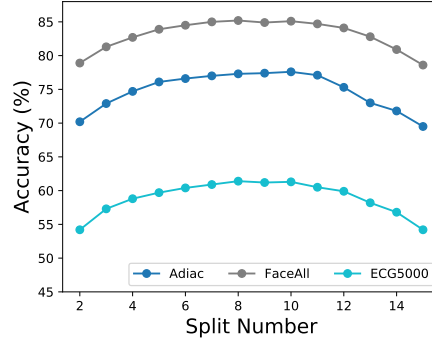


Figure 3: The trend of accuracies with the split number increasing.

most accurate predictions for query time series across datasets. In addition, we explore the trend of accuracy with the number of intervals changing. Specifically, we vary the split number from 2 to 15 and evaluate the model on few-shot TSC tasks. From Figure 3, we could see that SPGN achieves higher accuracy with the number increasing from 2 to 8 because of the richer spectral relations. The accuracy nearly remains unchanged from 8 to 10 and begins to decline quickly from 10 to 15. The reason for this phenomenon is that too many spectral splits are not only unhelpful but also confusing for few-shot TSC, which bring in more confounders relations such as noise, variances within same class and common feature between time series of different classes.

6 Conclusion and Future Work

In this paper, we presented Spectral Propagation Graph Network for few-shot time series classification, which is the first to leverage spectrum-wise relations and involve label propagation with spectral information in graph networks. The further study and analysis of the proposed model prove the superiority of SPGN. Extensive experiments show that SPGN achieve the state-of-the-art results on few-shot TSC tasks and outperforms previous methods by a significant margin from different aspects, such as cross-domain and cross-way evaluation. However, the split number of SPGN is acquired with many trials across datasets, which is complicated for practice. In the future work, we aim to use Maximum Likelihood Estimation (MLE) to obtain a proper split number in advance and extend our model to other time series tasks.

References

- Abien Fred Agarap. Deep learning using rectified linear units (relu). *arXiv preprint arXiv:1803.08375*, 2018.
- Anthony Bagnall, Jason Lines, Aaron Bostrom, James Large, and Eamonn Keogh. The great time series classification bake off: a review and experimental evaluation of recent algorithmic advances. *Data mining and knowledge discovery*, 31(3):606–660, 2017.
- Wei-Yu Chen, Yen-Cheng Liu, Zsolt Kira, Yu-Chiang Frank Wang, and Jia-Bin Huang. A closer look at few-shot classification. In *International Conference on Learning Representations*, 2018.
- Hoang Anh Dau, Anthony Bagnall, Kaveh Kamgar, Chin-Chia Michael Yeh, Yan Zhu, Shaghayegh Gharghabi, Chotirat Ann Ratanamahatana, and Eamonn Keogh. The ucr time series archive. *IEEE/CAA Journal of Automatica Sinica*, 6(6):1293–1305, 2019.
- Philippe Esling and Carlos Agon. Time-series data mining. *ACM Computing Surveys (CSUR)*, 45(1): 1–34, 2012.
- Hassan Ismail Fawaz, Germain Forestier, Jonathan Weber, Lhassane Idoumghar, and Pierre-Alain Muller. Transfer learning for time series classification. In *2018 IEEE international conference on big data (Big Data)*, pp. 1367–1376. IEEE, 2018.

- Hassan Ismail Fawaz, Germain Forestier, Jonathan Weber, Lhassane Idoumghar, and Pierre-Alain Muller. Deep learning for time series classification: a review. *Data Mining and Knowledge Discovery*, 33(4):917–963, 2019.
- Chelsea Finn, Pieter Abbeel, and Sergey Levine. Model-agnostic meta-learning for fast adaptation of deep networks. In *International Conference on Machine Learning*, pp. 1126–1135. PMLR, 2017.
- Marco Gori, Gabriele Monfardini, and Franco Scarselli. A new model for learning in graph domains. In *Proceedings. 2005 IEEE International Joint Conference on Neural Networks, 2005.*, volume 2, pp. 729–734. IEEE, 2005.
- Nima Hatami, Yann Gavet, and Johan Debayle. Classification of time-series images using deep convolutional neural networks. In *Tenth international conference on machine vision (ICMV 2017)*, volume 10696, pp. 106960Y. International Society for Optics and Photonics, 2018.
- Kaiming He, Xiangyu Zhang, Shaoqing Ren, and Jian Sun. Deep residual learning for image recognition. In *Proceedings of the IEEE conference on computer vision and pattern recognition*, pp. 770–778, 2016.
- Shenda Hong, Yanbo Xu, Alind Khare, Satria Priambada, Kevin Maher, Alaa Aljiffry, Jimeng Sun, and Alexey Tumanov. Holmes: Health online model ensemble serving for deep learning models in intensive care units. In *Proceedings of the 26th ACM SIGKDD International Conference on Knowledge Discovery & Data Mining*, pp. 1614–1624, 2020.
- Heikki V Huikuri, Agustin Castellanos, and Robert J Myerburg. Sudden death due to cardiac arrhythmias. *New England Journal of Medicine*, 345(20):1473–1482, 2001.
- Sergey Ioffe and Christian Szegedy. Batch normalization: Accelerating deep network training by reducing internal covariate shift. In *International conference on machine learning*, pp. 448–456. PMLR, 2015.
- Thorsten Joachims et al. Transductive inference for text classification using support vector machines. In *Icml*, volume 99, pp. 200–209, 1999.
- Kathan Kashiparekh, Jyoti Narwariya, Pankaj Malhotra, Lovekesh Vig, and Gautam Shroff. Convtimenet: A pre-trained deep convolutional neural network for time series classification. In *2019 International Joint Conference on Neural Networks (IJCNN)*, pp. 1–8. IEEE, 2019.
- Jongmin Kim, Taesup Kim, Sungwoong Kim, and Chang D Yoo. Edge-labeling graph neural network for few-shot learning. In *Proceedings of the IEEE/CVF Conference on Computer Vision and Pattern Recognition*, pp. 11–20, 2019.
- Diederik P Kingma and Jimmy Ba. Adam: A method for stochastic optimization. In *ICLR (Poster)*, 2015.
- Alex Krizhevsky, Ilya Sutskever, and Geoffrey E Hinton. Imagenet classification with deep convolutional neural networks. *Advances in neural information processing systems*, 25:1097–1105, 2012.
- Yann LeCun, Yoshua Bengio, and Geoffrey Hinton. Deep learning. *nature*, 521(7553):436–444, 2015.
- Jason Lines and Anthony Bagnall. Time series classification with ensembles of elastic distance measures. *Data Mining and Knowledge Discovery*, 29(3):565–592, 2015.
- Yanbin Liu, Juho Lee, Minseop Park, Saehoon Kim, Eunho Yang, Sung Ju Hwang, and Yi Yang. Learning to propagate labels: Transductive propagation network for few-shot learning. In *International Conference on Learning Representations*, 2018.
- Pankaj Malhotra, Vishnu TV, Lovekesh Vig, Puneet Agarwal, and Gautam Shroff. Timenet: Pre-trained deep recurrent neural network for time series classification. *CoRR*, abs/1706.08838, 2017. URL <http://arxiv.org/abs/1706.08838>.
- Akihiro Nakamura and Tatsuya Harada. Revisiting fine-tuning for few-shot learning. *arXiv preprint arXiv:1910.00216*, 2019.

- Jyoti Narwariya, Pankaj Malhotra, Lovekesh Vig, Gautam Shroff, and TV Vishnu. Meta-learning for few-shot time series classification. In *Proceedings of the 7th ACM IKDD CoDS and 25th COMAD*, pp. 28–36. 2020.
- Henry Friday Nweke, Ying Wah Teh, Mohammed Ali Al-Garadi, and Uzoma Rita Alo. Deep learning algorithms for human activity recognition using mobile and wearable sensor networks: State of the art and research challenges. *Expert Systems with Applications*, 105:233–261, 2018.
- B Pyakillya, N Kazachenko, and N Mikhailovsky. Deep learning for ecg classification. In *Journal of physics: conference series*, volume 913, pp. 012004. IOP Publishing, 2017.
- Alvin Rajkomar, Eyal Oren, Kai Chen, Andrew M Dai, Nissan Hajaj, Michaela Hardt, Peter J Liu, Xiaobing Liu, Jake Marcus, Mimi Sun, et al. Scalable and accurate deep learning with electronic health records. *NPJ Digital Medicine*, 1(1):1–10, 2018.
- C Saritha, V Sukanya, and Y Narasimha Murthy. Ecg signal analysis using wavelet transforms. *Bulg. J. Phys.*, 35(1):68–77, 2008.
- Victor Garcia Satorras and Joan Bruna Estrach. Few-shot learning with graph neural networks. In *International Conference on Learning Representations*, 2018.
- Franco Scarselli, Marco Gori, Ah Chung Tsoi, Markus Hagenbuchner, and Gabriele Monfardini. The graph neural network model. *IEEE transactions on neural networks*, 20(1):61–80, 2008.
- Patrick Schäfer. The boss is concerned with time series classification in the presence of noise. *Data Mining and Knowledge Discovery*, 29(6):1505–1530, 2015.
- Florian Schroff, Dmitry Kalenichenko, and James Philbin. Facenet: A unified embedding for face recognition and clustering. In *Proceedings of the IEEE conference on computer vision and pattern recognition*, pp. 815–823, 2015.
- Joan Serrà, Santiago Pascual, and Alexandros Karatzoglou. Towards a universal neural network encoder for time series. In *CCIA*, pp. 120–129, 2018.
- Jake Snell, Kevin Swersky, and Richard Zemel. Prototypical networks for few-shot learning. In *Proceedings of the 31st International Conference on Neural Information Processing Systems*, pp. 4080–4090, 2017.
- Martin Sundermeyer, Ralf Schlüter, and Hermann Ney. Lstm neural networks for language modeling. In *Thirteenth annual conference of the international speech communication association*, 2012.
- Flood Sung, Yongxin Yang, Li Zhang, Tao Xiang, Philip HS Torr, and Timothy M Hospedales. Learning to compare: Relation network for few-shot learning. In *Proceedings of the IEEE conference on computer vision and pattern recognition*, pp. 1199–1208, 2018.
- Ricardo Vilalta and Youssef Drissi. A perspective view and survey of meta-learning. *Artificial intelligence review*, 18(2):77–95, 2002.
- Oriol Vinyals, Charles Blundell, Timothy Lillicrap, Koray Kavukcuoglu, and Daan Wierstra. Matching networks for one shot learning. *arXiv preprint arXiv:1606.04080*, 2016.
- Fei Wang and Changshui Zhang. Label propagation through linear neighborhoods. *IEEE Transactions on Knowledge and Data Engineering*, 20(1):55–67, 2007.
- Yaqing Wang, Quanming Yao, James T Kwok, and Lionel M Ni. Generalizing from a few examples: A survey on few-shot learning. *ACM Computing Surveys (CSUR)*, 53(3):1–34, 2020.
- Zhiguang Wang and Tim Oates. Imaging time-series to improve classification and imputation. In *IJCAI*, 2015a.
- Zhiguang Wang and Tim Oates. Spatially encoding temporal correlations to classify temporal data using convolutional neural networks. *arXiv preprint arXiv:1509.07481*, 2015b.

- Zhiguang Wang, Weizhong Yan, and Tim Oates. Time series classification from scratch with deep neural networks: A strong baseline. In *2017 International joint conference on neural networks (IJCNN)*, pp. 1578–1585. IEEE, 2017.
- Hein JJ Wellens, Reinier M Schuilenburg, and Dirk Durrer. Electrical stimulation of the heart in patients with ventricular tachycardia. In *Professor Hein JJ Wellens*, pp. 43–53. Springer, 2000.
- Runsheng Xu, Zhengzhong Tu, Hao Xiang, Wei Shao, Bolei Zhou, and Jiaqi Ma. Cobevt: Cooperative bird’s eye view semantic segmentation with sparse transformers. *arXiv preprint arXiv:2207.02202*, 2022a.
- Runsheng Xu, Hao Xiang, Zhengzhong Tu, Xin Xia, Ming-Hsuan Yang, and Jiaqi Ma. V2x-vit: Vehicle-to-everything cooperative perception with vision transformer. *arXiv preprint arXiv:2203.10638*, 2022b.
- Ling Yang and Shenda Hong. Omni-granular ego-semantic propagation for self-supervised graph representation learning. In *Proceedings of the 39th International Conference on Machine Learning*, pp. 25022–25037. PMLR, 2022a.
- Ling Yang and Shenda Hong. Omni-granular ego-semantic propagation for self-supervised graph representation learning. *arXiv preprint arXiv:2205.15746*, 2022b.
- Ling Yang and Shenda Hong. Unsupervised time-series representation learning with iterative bilinear temporal-spectral fusion. In *Proceedings of the 39th International Conference on Machine Learning*, pp. 25038–25054. PMLR, 2022c.
- Ling Yang and Shenda Hong. Unsupervised time-series representation learning with iterative bilinear temporal-spectral fusion. *arXiv preprint arXiv:2202.04770*, 2022d.
- Ling Yang, Liangliang Li, Zilun Zhang, Xinyu Zhou, Erjin Zhou, and Yu Liu. Dpgn: Distribution propagation graph network for few-shot learning. In *Proceedings of the IEEE/CVF Conference on Computer Vision and Pattern Recognition*, pp. 13390–13399, 2020.
- Qiang Yang and Xindong Wu. 10 challenging problems in data mining research. *International Journal of Information Technology & Decision Making*, 5(04):597–604, 2006.
- Dengyong Zhou, Olivier Bousquet, Thomas N Lal, Jason Weston, and Bernhard Schölkopf. Learning with local and global consistency. In *Advances in neural information processing systems*, pp. 321–328, 2004.