

# GEOMETRIC PROPERTIES OF DISINTEGRATION OF MEASURES

RENATA POSSOBON AND CHRISTIAN S. RODRIGUES

**ABSTRACT.** In this paper we study the connection of disintegration of measures and some geometric properties of probability spaces. We prove a disintegration theorem, and then address disintegration from the perspective of an optimal transport problem. In particular, we look at the disintegration of transport plans, which are used to define and study disintegration maps. Using these objects we study the relationship between disintegration of measures and absolute continuity. We show a condition for disintegration of measures into absolutely continuous measures.

## 1. INTRODUCTION

Disintegration of measures plays fundamental role on the understanding of statistical properties in many areas such like Probability Theory, Geometry, and Dynamical Systems. In particular, from Ergodic Theory, the possibility of disintegrating a probability measure is directly related to ergodic decomposition of invariant measures, which are crucial objects encoding asymptotic behaviour of dynamical systems. To be clear about what we mean, consider a probability space  $(X, \mathcal{F}, \mu)$ , and a partition  $\mathcal{P}$  of  $X$ . Let  $\pi$  be the natural projection that associates each point  $x \in X$  to the element  $P \in \mathcal{P}$  which contains  $x$ . We define a probability  $\hat{\mu}$  on  $\mathcal{P}$  by setting  $\hat{\mu} := \pi_*\mu$  (here and throughout this paper  $\pi_*\mu := \mu \circ \pi^{-1}$ ). A disintegration of  $\mu$  with respect to  $\mathcal{P}$  into conditional measures is a family  $\{\mu_P : P \in \mathcal{P}\}$  of probability measures on  $X$  such that, for every measurable set  $E \subset X$ , we have

- (1)  $\mu_P(P) = 1$  for  $\hat{\mu}$ -almost every  $P \in \mathcal{P}$ ;
- (2)  $P \mapsto \mu_P(E)$  is measurable;
- (3)  $\mu(E) = \int \mu_P(E) d\hat{\mu}(P)$ .

Since this concept first appeared in 1932 as devised by Von Neumann [Von32], different versions of disintegration theorems have been presented and used, for example in [AGS05, AP03, DM78, Tue75], to name a few. In particular, the well-known Rokhlin's Disintegration Theorem shows that there is a disintegration of  $\mu$  relative to  $\mathcal{P}$  if  $X$  is a complete separable metric space and  $\mathcal{P}$  is a measurable partition. By measurable partition we mean that there exists

---

*Date:* February 10, 2022.

*2020 Mathematics Subject Classification.* 37H10, 37C05 (secondary), 37C40, 49K45, 49N60 (primary).

*Key words and phrases.* Disintegration Theorem, Probability, Optimal Transport, Ergodic Theory, Dynamical Systems.

some measurable set  $X_0 \subset X$  such that  $\mu(X) = \mu(X_0)$ , and  $\mathcal{P} = \bigvee_{n=1}^{\infty} \mathcal{P}_n$  restricted to  $X_0$ , for an increasing sequence  $\mathcal{P}_1 \prec \mathcal{P}_2 \prec \dots \prec \mathcal{P}_n \prec \dots$  of countable partitions [Rok52].

More recently, Simmons has proposed a more general and subtlety formulation of Rokhlin's Disintegration Theorem, where he has considered any universally measurable space  $(X, \mu)$  and  $Y$  to be a measure space such that there exists an injective map  $Y \rightarrow \{0, 1\}^{\mathbb{N}}$ , that is, any subspace of standard Borel space. In this context he has shown that there is a (unique) system of conditional measures  $(\mu_y)_{y \in Y}$ , a disintegration of  $\mu$  [Sim12]. His formulation is then further developed to tackle the category of  $\sigma$ -finite measure spaces with absolutely continuous morphisms. One of the facts standing out in Simmons' formulation is a fibrewise perspective, which we wish to further explore.

Although key statistical properties may depend on the way a disintegration happens with respect to the geometry of the space in place, for example in foliated manifolds, very little geometric information is taking into account while studying disintegration of measures. In particular, intrinsic geometric properties of the probability spaces are very often neglected. The purpose of this paper is to advertise the viewpoint of tackling disintegration of measures taking into consideration intrinsic structures of probability spaces obtained via Optimal Transport Theory. To this end, we shall firstly formulate disintegration of probability measures in terms of a transportation problem to then explore a fibrewise formulation of a disintegration and its consequences.

The paper is organised as follows. In the next section we define the main concepts and ingredients from Optimal Transport Theory. In Section 3 we prove a Disintegration Theorem, stated as Theorem A. Then, in Section 4 we use this disintegration theorem to define and study disintegration maps. These objects are used in Section 5 to establish conditions for disintegrating measures into absolutely continuous measures. Our main result in this section is Theorem B.

## 2. SPACES OF PROBABILITY MEASURES, WASSERSTEIN SPACES AND OPTIMAL TRANSPORT

In this section we set up some notation to be used throughout the text. We also introduce some basic terminology from Optimal Transport Theory, which is meant for readers not familiar with this area. Those who are skilled on the topic may wish to skip this section. Our main references for this section are [Amb00, AGS05, Vil09].

As usual, given a probability space  $(X, \mathcal{F}, \mu)$  and a measurable space  $(E, \mathcal{B}(E))$ , then every measurable function  $\phi : (X, \mathcal{F}, \mu) \rightarrow (E, \mathcal{B}(E))$  can be used to induce a probability on  $E$  given by

$$\mu_{\phi}(B) := \phi_*\mu(B) = \mu(\phi^{-1}(B)) = \mu(\{x \in X : \phi(x) \in B\}),$$

for  $B \in \mathcal{B}(E)$ . In this case,  $\mu_\phi$  is called the law of  $\phi$ , and it will be denoted by  $\text{law}(\phi)$ .

**Definition 2.1.** *Given two probability spaces  $(X, \mu)$  and  $(Y, \nu)$ , defining a coupling between  $\mu$  and  $\nu$  consists in constructing two measurable functions  $\mathcal{X}$  and  $\mathcal{Y}$  in a probability space  $(\Omega, \mathbb{P})$ , such that,  $\text{law}(\mathcal{X}) = \mu$  and  $\text{law}(\mathcal{Y}) = \nu$ .  $(\mathcal{X}, \mathcal{Y})$  is called coupling of  $(\mu, \nu)$ .*

The cornerstone for the theory of Optimal Transportation is considered to be a logistic problem addressed by Gaspar Monge in 1781 of transporting masses from a given location to another one at minimal cost. To state it in a modern formulation, let  $\mathcal{P}(X)$  be the set of all Borel probability measures on a metric space  $(X, d)$ . Then, the problem amounts to

**Monge transport problem.** *Let  $X$  and  $Y$  be Radon spaces. Given  $\mu \in \mathcal{P}(X)$ ,  $\nu \in \mathcal{P}(Y)$ , and a fixed Borel cost function  $c : X \times Y \rightarrow [0, \infty]$ , minimize*

$$T \mapsto \int_X c(x, T(x)) \, d\mu$$

*among all maps  $T$ , such that,  $T_*\mu = \nu$ . The map  $T$  fulfilling  $T_*\mu = \nu$  are called transport maps.*

This problem actually may be ill-posed and such a map need not to exist, for example, when one of the measures is a Dirac and the other one is not. An alternative to study the transportation problem is given by a formulation attributed to Kantorovich.

**Monge-Kantorovich transport problem.** *Let  $X$  and  $Y$  be Radon spaces and consider the measures  $\mu \in \mathcal{P}(X)$ , and  $\nu \in \mathcal{P}(Y)$ . Given a fixed Borel cost function  $c : X \times Y \rightarrow [0, \infty]$ , minimize*

$$\gamma \mapsto \int_{X \times Y} c(x, y) \, d\gamma(x, y) \tag{1}$$

*in the set  $\Pi(\mu, \nu)$  of all measures  $\gamma \in \mathcal{P}(X \times Y)$  with marginals  $\mu$  and  $\nu$ . That is,  $\Pi(\mu, \nu)$  is the set of all measures  $\gamma \in \mathcal{P}(X \times Y)$ , such that,  $(\text{proj}_X)_*\gamma = \mu$ ,  $(\text{proj}_Y)_*\gamma = \nu$ , where  $(\text{proj}_X)$  and  $(\text{proj}_Y)$  are the projections  $(x, y) \mapsto x$  and  $(x, y) \mapsto y$ , respectively;*

Note that  $(\text{proj}_X)_*\gamma = \mu$ ,  $(\text{proj}_Y)_*\gamma = \nu$  is equivalent to  $\gamma[A \times Y] = \mu[A]$ ,  $\gamma[X \times B] = \nu[B]$ , for all  $A \subset X$  and  $B \subset Y$  measurable. The measures achieving the minimum in (1) are called **optimal coupling** or **optimal transference plan**.

In a metric space, we can choose the cost function to be the distance function itself. In this case, we can think of the optimal cost as a type of distance between  $\mu$  and  $\nu$ . This gives rise to the following

**Definition 2.2** (Wasserstein distance). *Let  $(X, d)$  be a separable complete metric space and consider  $p \in [1, \infty)$ . For probability measures  $\mu$  and  $\nu$  on  $X$ , the Wasserstein distance of order  $p$  between  $\mu$  and  $\nu$  is given by*

$$W_p(\mu, \nu) := \left( \inf_{\gamma \in \Pi(\mu, \nu)} \int d(x_1, x_2)^p d\gamma(x_1, x_2) \right)^{\frac{1}{p}}.$$

In general,  $W_p$  is not a distance in the strict sense, because it can take the value  $+\infty$ . To rule this situation out, it is natural to constrain  $W_p$  to a subset in which it takes finite values. So we define

**Definition 2.3.** *The Wasserstein space of order  $p$  is*

$$\mathcal{P}_p(X) := \left\{ \mu \in \mathcal{P}(X) : \int d(x, \tilde{x})^p \mu(dx) < +\infty \right\}$$

for  $\tilde{x} \in X$  arbitrary.

Therefore,  $W_p$  sets a (finite) distance on  $\mathcal{P}_p(X)$ . It turns out that if  $(X, d)$  is a complete separable metric space and  $d$  is bounded, then the  $p$ -Wasserstein distance metrizes the weak topology over  $\mathcal{P}(X)$  [Vil09, Corollary 6.13]. Furthermore, if  $X$  is a complete metric space, then so is  $\mathcal{P}(X)$  with the  $p$ -Wasserstein distance [Vil09, Theorem 6.18].

We finish this section recalling two well-known results for later use. The first one is regarding measurability and continuity, the Lusin's Theorem in a specific form. The other one gives us a “recipe” to glue different couplings.

**Theorem 2.4.** [Fed69, Theorem 2.3.5]. *Let  $M$  be a locally compact metric space,  $\mu$  a Borel measure on  $M$ , and  $N$  a separable metric space. Let  $f : M \rightarrow N$  be a measurable map. Consider  $A \subset M$  a measurable set with finite measure. Then for each  $\delta > 0$  there is a closed set  $K \subset A$ , with  $\mu(A \setminus K) < \delta$  such that the restriction of  $f$  to  $K$  is continuous.*

**Lemma 2.5** (Gluing Lemma). [Vil09, Chapter 1] *Let  $(X_i, \mu_i)$ ,  $i = 1, 2, 3$ , be complete separable metric probability spaces. If  $(\mathcal{X}_1, \mathcal{X}_2)$  is a coupling of  $(\mu_1, \mu_2)$  and  $(\mathcal{Y}_2, \mathcal{Y}_3)$  is a coupling of  $(\mu_2, \mu_3)$ , then one can construct a triple of random variables  $(Z_1, Z_2, Z_3)$  such that  $(Z_1, Z_2)$  has the same law as  $(\mathcal{X}_1, \mathcal{X}_2)$  and  $(Z_2, Z_3)$  has the same law as  $(\mathcal{Y}_2, \mathcal{Y}_3)$ . Then, if  $\mu_{12}$  stands for the law of  $(\mathcal{X}_1, \mathcal{X}_2)$  on  $X_1 \times X_2$  and  $\mu_{23}$  stands for the law of  $(\mathcal{X}_2, \mathcal{X}_3)$  on  $X_2 \times X_3$ , then to construct the joint law  $\mu_{123}$  of  $(Z_1, Z_2, Z_3)$  one just has to glue  $\mu_{12}$  and  $\mu_{23}$  along their common marginal  $\mu_2$ .*

### 3. DISINTEGRATION OF MEASURES

In order to grasp some of the properties of the probability spaces while studying disintegration of measures, we would like to associate the latter with the theory of Optimal Transport. Before doing so, we prove the following theorem. Our proof is based on the idea of choosing a dense vector space using separability, then extending a tailored operator to the whole space, which is implicitly used in the proof of Dellacherie and Meyer [DM78, III-70], although our conditions are different.

**Theorem A.** *Let  $X$  and  $Y$  be locally compact and separable metric spaces. Let  $\pi : X \rightarrow Y$  be a Borel map, and take  $\mu$  in  $\mathcal{M}_+(X)$ , where  $\mathcal{M}_+(X)$  is the set of all positive and finite Radon measures on  $X$ . We define  $\nu = \pi_*\mu \in \mathcal{M}_+(Y)$ . Then, there exist measures  $\mu_y \in \mathcal{M}_+(X)$  such that*

- (1)  $y \mapsto \mu_y$  is a Borel map and  $\mu_y$  is a probability on  $X$  for  $\nu$ -almost every  $y \in Y$ ;
- (2)  $\mu = \nu \otimes \mu_y$ , that is,  $\mu(A) = \int_Y \mu_y(A) d\nu(y)$  for all measurable subsets  $A$  of  $X$ ;
- (3)  $\mu_y$  is concentrated on  $\pi^{-1}(y)$  for  $\nu$ -almost every  $y \in Y$ .

*Proof.* We shall first consider the disintegration of measures on compact metric spaces, to only afterwards tackle the general case as it is stated.

**Step 1:** To get started, consider  $X$  to be a compact metric space with its Borel  $\sigma$ -algebra  $\mathcal{B}(X)$ , and let  $\mu$  be a Radon measure on  $X$ . If  $(Y, \mathcal{E})$  is a measurable space, we define a measurable map  $q : \mathcal{B}(X) \rightarrow \mathcal{E}$ , so that we set  $\nu = q_*\mu$ . Let  $C(X)$  be the set of all continuous real functions  $f : X \rightarrow \mathbb{R}$  then, for each  $f \in C(X)$ , we associate a measure  $\lambda$  given by

$$\lambda(A) = \int_{q^{-1}(A)} f(x) d\mu(x)$$

for all  $A \in \mathcal{E}$ . The measure  $\lambda$  is absolutely continuous with respect to  $\nu$ . Indeed, for all  $A \in \mathcal{E}$  we have that  $\nu(A) = \mu(q^{-1}(A)) = 0$  implies  $\lambda(A) = 0$ . Therefore, since  $\nu$  and  $\lambda$  are positive measures and  $\lambda \ll \nu$ , by the Radon-Nikodym Theorem, there exists  $h : Y \rightarrow [0, \infty]$ , the density of  $\lambda$  with respect to  $\nu$ , such that,  $\lambda(A) = \int_A h d\nu$  for  $A \in \mathcal{E}$ . Thus, we have

$$\int_A h(y) d\nu(y) = \int_{q^{-1}(A)} f(x) d\mu(x). \quad (2)$$

With the supremum norm,  $C(X)$  is a separable space, so we let  $\mathcal{H} = \{f_1 \equiv 1, f_2, f_3, \dots\}$  be a dense subset of  $C(X)$ . Suppose, without loss of generality, that  $\mathcal{H}$  is a vector space over  $\mathbb{Q}$ . Then, for each  $n \in \mathbb{N}$  we consider the Radon-Nikodym density  $h_n$  associated with  $f_n$  given by (2), so that, for each  $A \in \mathcal{E}$ , we have

$$\int_A h_n(y) \, d\nu(y) = \int_{q^{-1}(A)} f_n(x) \, d\mu(x). \quad (3)$$

Note that  $h_n \geq 0$  almost always if  $f_n \geq 0$ , since  $\nu = q_*\mu$ .

**Step 2:** We will use the associated densities to construct a linear operator which will be extended. In order to do so, we denote by  $\mathbb{A}$  the set of all  $y \in Y$  such that if  $f_i = \alpha f_j + \beta f_k$ , then we have for their associated densities that the relation  $h_i(y) = \alpha h_j(y) + \beta h_k(y)$  holds true, where  $\alpha, \beta \in \mathbb{Q}$ , and the associated density to  $f_1$  is set to  $h_1(y) = 1$ . The set  $\mathbb{A}$  is measurable and  $\nu(\mathbb{A}) = 1$ . Indeed, we have

$$\begin{aligned} \int_{q^{-1}(Y)} f_i(x) \, d\mu &= \int_{q^{-1}(Y)} (\alpha f_j + \beta f_k)(x) \, d\mu \\ &= \alpha \left( \int_{q^{-1}(Y)} f_j(x) \, d\mu \right) + \beta \left( \int_{q^{-1}(Y)} f_k(x) \, d\mu \right) \text{ which by (3)} \\ &= \alpha \left( \int_Y h_j(y) \, d\nu \right) + \beta \left( \int_Y h_k(y) \, d\nu \right) \\ &= \int_Y \alpha h_j(y) + \beta h_k(y) \, d\nu, \end{aligned}$$

so  $\int h_i(y) \, d\nu = \int \alpha h_j(y) + \beta h_k(y) \, d\nu$ . Thus,  $h_i(y) = \alpha h_j(y) + \beta h_k(y)$   $\nu$ -almost always. Therefore, whenever  $f_n$  is a linear combination of elements of  $\mathcal{H}$ , then the associated densities defined by (3) can also be written point-wise as linear combinations of Radon-Nikodym densities.

**Step 3:** For all  $y \in \mathbb{A}$ , we define the functional  $\tilde{\varphi}_y : \mathcal{H} \rightarrow \mathbb{R}$ , given by  $\tilde{\varphi}_y(f_n) := h_n(y)$ . Note that  $\tilde{\varphi}_y : \mathcal{H} \rightarrow \mathbb{R}$  is  $\mathbb{Q}$ -linear with  $\|\tilde{\varphi}_y\| \leq 1$  and, since  $\tilde{\varphi}_y(1) = 1$ , we have actually that  $\|\tilde{\varphi}_y\| = 1$ . Therefore, by the Hahn-Banach Theorem,  $\tilde{\varphi}_y$  is extended to a continuous positive linear functional  $\varphi_y : C(X) \rightarrow \mathbb{R}$ , with  $\|\varphi_y\| = 1$ . Furthermore, the Riesz-Markov-Kakutani Representation Theorem then assures that there exists a unique Radon measure  $\mu_y$  on  $X$  such that  $\varphi_y(f) = \int f d\mu_y$  for all  $f \in C(X)$  and  $\varphi_y(1) = 1$ . Note that  $\int f d\mu_y \leq 1$ , since  $\|\varphi_y\| = 1$ . Thus, we conclude that  $\mu_y$  is a probability measure. Note also that  $\mu_y$  is supported on  $q^{-1}\{y \in \mathbb{A}\}$ . For  $y \notin \mathbb{A}$ , consider  $\mu_y = 0$ .

**Step 4:** Observe that  $y \mapsto \int_X f_n d\mu_y$  is  $\mathcal{E}$ -measurable for all  $f_n \in \mathcal{H}$  and

$$\int_Y \int_{q^{-1}(y)} f_n(x) d\mu_y d\nu = \int_Y \varphi_y(f_n) d\nu = \int_Y h_n(y) d\nu = \int_X f_n(x) d\mu.$$

By the definition of  $\mathcal{H}$ , we have that for each  $f \in C(X)$ , there exists a sequence  $(f_i)_i$ , with  $f_i \rightarrow f$  uniformly. So, by uniform convergence, we have that  $y \mapsto \int_X f d\mu_y$  is  $\mathcal{E}$ -measurable for every  $f \in C(X)$ . Furthermore,

$$\int_Y \int_{q^{-1}(y)} f(x) d\mu_y d\nu = \int_X f(x) d\mu.$$

Actually, the same holds true for any  $f$  limited and  $\mathcal{B}(X)$ -measurable function. In fact, consider  $\mathcal{C}$  the class of functions such that  $y \mapsto \int_X f d\mu_y$  is  $\mathcal{E}$ -measurable and  $\int_Y \int_{q^{-1}(y)} f(x) d\mu_y d\nu = \int_X f(x) d\mu$ . Note that  $C(X) \subset \mathcal{C}$ , from what was shown above. If  $A \subset X$  is an open set, then  $\chi_A \in \mathcal{C}$ . So, let  $\mathcal{D}$  be the set of all characteristic functions in  $\mathcal{C}$ . If  $\chi_{A_n} \in \mathcal{D}$  for  $n \in \mathbb{N}$ , we have that  $\chi_{\cup A_n} \in \mathcal{D}$ . If  $\chi_A \in \mathcal{D}$ , we have that  $\chi_{A^c} \in \mathcal{D}$ . Thus, the class of measurable sets whose characteristic functions are in  $\mathcal{D}$  is  $\mathcal{B}(X)$ . Therefore, the result follows by monotone convergence. Therefore, we have the proof of Theorem A for compact spaces.

**Step 5:** Now consider  $X$  to be a locally compact and separable metric space. Then, the set of continuous real-valued functions with compact support on  $X$ , denoted by  $C_c(X)$ , is a vectorial space. Moreover, this vector space is the union of the spaces  $C_c(K_i)$  of continuous functions with support contained in compact sets  $K_i$ . Since  $\mu$  is a Radon measure on  $X$ , we have that  $\varphi : C_c(X) \rightarrow \mathbb{R}$  such that  $f \mapsto \int_X f(x) d\mu$  is a continuous positive linear map. Note also that  $\mu$  is supported on a set  $\tilde{K}$ , which is a countable union of compact subsets  $K_i \subset X$ . So, we can imbed  $X$  into a compact metric space  $\mathcal{K}$  and identify  $\mu$  with a measure on  $\mathcal{K}$  with support on  $\tilde{K}$ , and construct the measures  $\mu_y$  as above. Consider  $\mu_y = 0$  for  $y$  such that  $\pi^{-1}(y) \notin \tilde{K}$ . So, we have probability measures  $\mu_y$  on  $X$  such that each  $\mu_y$  is supported on  $\pi^{-1}(y)$  and

$$\int_Y \int_{\pi^{-1}(y)} f(x) d\mu_y d\nu = \int_X f(x) d\mu \quad (4)$$

for all  $f \in C_c(X)$ .

Since  $Y$  is a locally compact and separable metric space and  $\pi : X \rightarrow Y$  is Borel map, we have that  $y \mapsto \mu_y$  is a Borel map for  $\nu$ -almost every  $y \in Y$ . Furthermore, note that (4) is equivalent to says that  $\mu(A) = \int_Y \mu_y(A) d\nu(y)$  for all  $A \in \mathcal{B}(X)$  and  $\mu_y$  is concentrated on  $\pi^{-1}(y)$  for  $\nu$ -almost every  $y \in Y$ . This concludes the proof.  $\square$

We remark that Theorem A suits examples like product spaces as well.

**Corollary 3.1.** *Let  $X$  and  $Y$  be locally compact and separable metric spaces. Let  $\text{proj}_X : X \times Y \rightarrow X$  be the canonical projection on the first component, take  $\gamma \in \mathcal{M}_+(X \times Y)$  and set  $\mu = \text{proj}_{X*}\gamma \in \mathcal{M}_+(X)$ . Then, there exists measures  $\gamma_x \in \mathcal{M}_+(X \times Y)$  such that*

- (1)  $x \mapsto \gamma_x$  is a Borel map and  $\gamma_x \in \mathcal{P}(X \times Y)$  for  $\mu$ -a. e.  $x \in X$ ;
- (2)  $\gamma = \mu \otimes \gamma_x$ , i. e. ,  $\gamma(A) = \int_X \gamma_x(A) d\mu(x)$  for all  $A \in \mathcal{B}(X \times Y)$ ;
- (3)  $\gamma_x$  is concentrated on  $\text{proj}_X^{-1}(x)$  for  $\mu$ -almost every  $x \in X$ .

Since  $\gamma_x$  is concentrated on  $\text{proj}_X^{-1}(x) = \{x\} \times Y$ , we can consider each  $\gamma_x$  a measure on  $Y$ , writing  $\gamma(B) = \int_X \gamma_x(\{y : (x, y) \in B\}) d\mu$  for all  $B \in \mathcal{B}(X \times Y)$ . The following example illustrates this case of disintegration of measures in product space.

**Example 3.2.** *Consider a Solid Torus  $S^1 \times D^2$ . Let  $\mathcal{F}^s = \{\{x\} \times D^2\}_{x \in S^1}$  be a foliation of  $S^1 \times D^2$ , as represented in Figure 1. Even more, given a measure  $\gamma \in \mathcal{P}(S^1 \times D^2)$ , let  $\text{proj}_{S^1} : S^1 \times D^2 \rightarrow S^1$  be the canonical projection on the first component and set  $\mu = \text{proj}_{S^1*}\gamma$ . By Theorem A, with  $\pi := \text{proj}_{S^1}$ , we have a disintegration  $\{\gamma_x : x \in S^1\}$  of  $\gamma$  along the leaves. Since the measures  $\gamma_x$  are concentrated on  $\text{proj}_{S^1}^{-1}(x) = \{x\} \times D^2$  for  $\mu$ -a.e.  $x \in S^1$ , we can consider each  $\gamma_x$  a measure on  $D^2$ . That is, we can define a probability in  $D^2$  for each  $x \in S^1$ .*

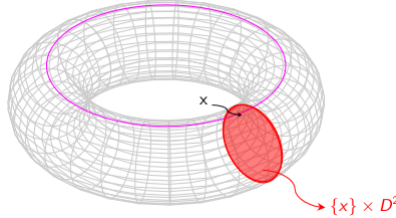


FIGURE 1. Representation of  $\mathcal{F}^s = \{\{x\} \times D^2\}_{x \in S^1}$ .

This approach allows us to address the case of measures in product spaces, which in turn, is a generalisation of cases when we have the disintegration of a probability measure along leaves in a foliated compact Riemannian manifold, as in Example 3.2. We also note that different versions of disintegration theorems can be related by taking suitable hypotheses. The following example illustrates these remarks.

**Example 3.3.** *Let  $M_1$  and  $M_2$  be compact Riemannian manifolds and set the product space  $\Sigma = M_1 \times M_2$ . Let  $\mathcal{F}^s = \{\{x\} \times M_2\}_{x \in M_1}$  be a foliation of  $\Sigma$ . Given  $\gamma \in \mathcal{P}(M_1 \times M_2)$ , let  $\text{proj}_{M_1} : \Sigma \rightarrow M_1$  be the canonical*



projection on  $M_1$  and set  $\mu = \text{proj}_{M_1*}\gamma$ . By Theorem A there is a family  $\{\gamma_x : x \in M_1\} \subset \mathcal{P}(M_1 \times M_2)$  such that

- (1)  $x \mapsto \gamma_x$  is a Borel map and  $\gamma_x \in \mathcal{P}(M_1 \times M_2)$  for  $\mu$ -a. e.  $x \in M_1$ ;
- (2)  $\gamma = \mu \otimes \gamma_x$ , i. e. ,  $\gamma(A) = \int_{M_1} \gamma_x(A) d\mu(x)$  for all  $A \in \mathcal{B}(M_1 \times M_2)$ ;
- (3)  $\gamma_x$  is concentrated on  $\text{proj}_{M_1}^{-1}(x)$  for  $\mu$ -almost every  $x \in M_1$ .

Even more, we can consider each  $\gamma_x$  as a probability on  $M_2$ , as stated above. Now, note that this result is in agreement with Rokhlin's Disintegration Theorem, for example. In fact, let  $\pi : \Sigma \rightarrow \mathcal{F}^s$  be a map that associates each point  $(x, y) \in \Sigma$  to the  $\zeta$  element of  $\mathcal{F}^s$  that contains  $(x, y)$ . Consider  $\hat{\gamma} = \pi_*\gamma$ . Note that  $\mathcal{F}^s$  is a measurable partition of  $\Sigma$  and  $\Sigma$  is a complete separable metric space. So, Rokhlin's Disintegration Theorem describes a disintegration of  $\gamma$  relative to  $\mathcal{F}^s$  by a family  $\{\gamma_\zeta : \zeta \in \mathcal{F}^s\}$  such that, for  $E \subset \Sigma$  measurable set, we have

- (1)  $\gamma_\zeta(\zeta) = 1$ , for  $\hat{\gamma}$ -almost all  $\zeta \in \mathcal{F}^s$ ;
- (2)  $\zeta \mapsto \gamma_\zeta(E)$  is measurable;
- (3)  $\gamma(E) = \int \gamma_\zeta(E) d\hat{\gamma}(\zeta)$ .

Thereby, rewrite  $\mathcal{F}^s$  by  $\{\zeta_x\}_{x \in M_1}$ , where  $\zeta_x = \{x\} \times M_2$  for each  $x \in M_1$ . Consider  $\gamma'_x = \text{proj}_{M_1*}\gamma$ . For each  $x \in M_1$ , let  $\gamma_{\zeta_x}$  be the restriction of  $\gamma_\zeta$  to  $\zeta = \{x\} \times M_2$ . Note that  $\pi^{-1}(\zeta) = \{x\} \times M_2 = \zeta_x = \text{proj}_{M_1}^{-1}(x)$ , so

$$\begin{aligned} \int \gamma_\zeta(E) d\hat{\gamma}(\zeta) &= \int \gamma_\zeta(E) \gamma(\pi^{-1}(d\zeta)) \\ &= \int_{M_1} \gamma_{\zeta_x}(E \cap \zeta_x) \gamma(\text{proj}_{M_1}^{-1}(dx)) \\ &= \int_{M_1} \gamma_{\zeta_x}(E \cap \zeta_x) d\gamma'_x \end{aligned}$$

and then

$$\gamma(E) = \int_{M_1} \gamma_{\zeta_x}(E \cap \zeta_x) d\gamma'_x.$$

Moreover, note that  $\gamma_{\zeta_x}$  is supported in  $\text{proj}_{M_1}^{-1}(x) = \zeta_x$ . So, we have a disintegration  $\{\gamma_{\zeta_x} : \zeta_x \in \mathcal{F}^s\}$  along the leaves of  $\Sigma$  associated to  $\gamma'_x$ . In addition, it is possible identify  $\text{proj}_{M_1}^{-1}(x)$  with  $M_2$ , and write this disintegration by  $\{\gamma_x : x \in M_1\} \subset \mathcal{P}(M_2)$ , as desired.

Such example is one amongst the possibilities how the disintegration of measures can appear. In Dynamics, for instance, the disintegration of Example 3.2, can be used to study the behaviour of the transfer operator in a solenoidal map. See [GL18] and [Gal17].

Still about Theorem A, we can actually obtain uniqueness and absolute continuity of the disintegration. If  $\lambda \in \mathcal{M}_+(Y)$  is another measure, such that, there exists a Borel map  $y \mapsto \eta_y$  for which  $\mu = \lambda \otimes \eta_y$ , with  $\eta_y$  concentrated on  $\pi^{-1}(y)$  for  $\mu$ -a. e.  $y \in Y$ , then we have that  $\lambda|_C \ll \nu$ , where  $C = \{y \in Y : \eta_y(X) > 0\}$ , and  $\eta_y \ll \mu_y$  for  $\nu$ -a. e.  $y \in Y$ . See

the details in [AP03]. In the following proposition, we focus on the case of product spaces. Taking  $\gamma \in \mathcal{M}_+(X \times Y)$  with  $\mu = \text{proj}_{X*}\gamma$ , we have the uniqueness of  $\gamma_x$  and  $\mu$  in  $\gamma = \mu \otimes \gamma_x$ .

**Proposition 3.4.** *Let  $X \times Y$ ,  $X$  be locally compact and separable metric spaces. Let  $\text{proj}_X : X \times Y \rightarrow X$  be the projection on the first component and consider  $\gamma \in \mathcal{M}_+(X \times Y)$ ,  $\nu \in \mathcal{M}_+(X)$  and  $\mu = \text{proj}_{X*}\gamma$ . Let  $x \mapsto \eta_x$  be a Borel  $\mathcal{M}_+$ -valued map defined on  $X$  such that*

- (1)  $\gamma = \nu \otimes \eta_x$ ;
- (2)  $\eta_x$  is concentrated on  $\text{proj}_X^{-1}(x)$  for  $\nu$ -almost every  $x \in X$ .

*Then, the  $\eta_x$  are uniquely determined  $\nu$ -almost always by (1) and (2). Moreover,  $\nu|_C$  is absolutely continuous with respect to  $\mu$ , where  $C = \{x \in X : \eta_x(X \times Y) > 0\}$ . In particular  $\frac{\nu|_C}{\mu} \eta_x = \gamma_x$  for  $\mu$ -almost every  $x \in X$ , where  $\gamma_x$  are the conditional probabilities as in Corollary 3.1.*

*Proof.* Let  $\eta_x$  and  $\eta'_x$  be measures satisfying the conditions (1) and (2). Let  $(A_n)_n$  be a sequence of open sets such that the finite intersection is also a open set and which generates  $\mathcal{B}(X \times Y)$ , the Borel  $\sigma$ -algebra of  $X \times Y$ . Consider  $B \in \mathcal{B}(X \times Y)$  and  $A = A_n \cap \text{proj}_X^{-1}(B)$ , for any  $n \in \mathbb{N}$ . By the condition (1), we have that

$$\gamma(A) = \int_X \eta_x(A) d\nu = \int_B \eta_x(A_n) d\nu$$

and

$$\gamma(A) = \int_X \eta'_x(A) d\nu = \int_B \eta'_x(A_n) d\nu.$$

Therefore,

$$\int_B \eta_x(A_n) d\nu = \int_B \eta'_x(A_n) d\nu.$$

Given that  $B$  is arbitrary, we have that  $\eta_x(A_n) = \eta'_x(A_n)$  for  $\nu$ -almost every  $x \in X$  and for any  $n \in \mathbb{N}$ . So, there exists a set  $N \subset X$ , with  $\nu(N) = 0$ , such that  $\eta_x(A_n) = \eta'_x(A_n)$  for all  $n \in \mathbb{N}$ ,  $x \in (X - N)$ . Hence  $\eta_x = \eta'_x$  for  $\nu$ -a. e.  $x \in X$ .

Now, setting  $C = \{x \in X : \eta_x(X \times Y) > 0\}$ . Let  $\mathcal{G} \subset C$  be such that  $\mu(\mathcal{G}) = 0$ . So  $\text{proj}_X^{-1}(\mathcal{G})$  is such that  $\gamma(\text{proj}_X^{-1}(\mathcal{G})) = 0$ . Therefore, the condition (2) implies

$$0 = \int_X \eta_x(\text{proj}_X^{-1}(\mathcal{G})) d\nu = \int_{\mathcal{G}} \eta_x(X \times Y) d\nu.$$

Since  $\eta_x(X \times Y) > 0$  in  $C \supset \mathcal{G}$ , we have that  $\nu(\mathcal{G}) = 0$ . That is, we have that  $\nu|_C \ll \mu$ . Moreover, writing  $\nu|_C = f\mu$  implies that  $\gamma = f\mu \otimes \eta_x$ . But, by the Corollary 3.1,  $\gamma = \mu \otimes \gamma_x$  and then  $\frac{\nu|_C}{\mu} \eta_x = \gamma_x$ .  $\square$

## 4. DISINTEGRATION MAPS

From the Optimal Transport perspective, Theorem A (and, more specifically, Corollary 3.1), in fact, deals with the disintegration of transport plans. In this sense, it is possible to define a function from  $X$  to  $\mathcal{P}(Y)$  with certain properties which actually establishes the link between disintegration of measures and the geometric properties of the measure spaces. We will call such an object *the disintegration map*.

**Definition 4.1** (Disintegration map). *Let  $X$  and  $Y$  be locally compact and separable metric spaces. Consider a measure  $\gamma \in \mathcal{P}(X \times Y)$  and a disintegration of  $\gamma$  given by Corollary 3.1, so that  $\gamma = \mu \otimes \gamma_x$ . We define the disintegration map*

$$\begin{aligned} f : X &\rightarrow (\mathcal{P}(Y), W_p) \\ x &\mapsto \gamma_x \end{aligned}$$

such that  $\gamma = \mu \otimes f(x)$  and where  $W_p$  is the  $p$ -Wasserstein distance.

Although we may define such map to a general  $W_p$ , our main interest is when  $p = 2$ . Nevertheless, when  $p = 1$  we can have a stronger characterisation of the disintegration map.

In the lines of [AP03] and [GM13], we start by showing the following:

**Proposition 4.2.** *A map  $f : X \rightarrow (\mathcal{P}(Y), W_1)$  is a disintegration map if, and only if, it is Borel.*

*Proof.* Denote by  $\text{Lip}_1(Y)$  the set of Lipschitz functions whose Lipschitz constants are less or equal 1. By Ascoli-Arzelà Theorem, the space  $\text{Lip}_1(Y)$  is compact with respect to the uniform convergence [AGS05, Proposition 3.3.1]. Let  $D \subset \text{Lip}_1(Y)$  be a countable dense subset and take  $\varphi \in \text{Lip}_1(Y)$ . If the measures  $\nu_1, \nu_2 \in \mathcal{P}(Y)$  have limited support, we can use the duality formula to obtain

$$W_1(\nu_1, \nu_2) = \sup_{\varphi \in \text{Lip}_1(Y)} \left\{ \int_Y \varphi d(\nu_1 - \nu_2) \right\} = \sup_{\varphi \in D} \int_Y \varphi d(\nu_1 - \nu_2);$$

see [AGS05, Section 7.1] for details. For all  $\varphi \in \text{Lip}_1(Y)$ , we have that

$$\begin{aligned} \psi_\varphi : X &\rightarrow \mathbb{R} \\ x &\mapsto \int_Y \varphi d(\nu - f(x)) \end{aligned}$$

is Borel. Thereby, for  $f$  to be a Borel map it is sufficient that

$$f^{-1}(B(\nu, r)) = \bigcap_{\varphi \in D} \psi_\varphi^{-1}((-r, r)) := A$$

where  $B(\nu, r)$  is a open ball of radius  $r$  centred at  $\nu$  in  $(\mathcal{P}(Y), W_1)$ . In fact, if  $x \in A$ , we have that  $|\psi_\varphi(x)| < r$  for all  $\varphi \in D$  and  $W_1(\nu, f_{(x)}) < r$  (by the definition of  $\psi_\varphi$ ), so  $f_{(x)} \in B(\nu, r)$ . In the same way, if  $f_{(x)} \in B(\nu, r)$ , then  $W_1(\nu, f_{(x)}) < r$  and, by the duality formula,  $|\psi_\varphi(x)| := |\int_Y \varphi d(\nu - f_{(x)})| < r$  for all  $\varphi \in D$ , so that  $x \in A$ . Thereby, one side was proven.

Now, let  $A \subset Y$  be a open subset. Note that

$$f(x)(A) = \int_Y \mathbb{1}_A(y) df(x).$$

Let  $I_\varphi$  be a function given by:

$$\begin{aligned} I_\varphi : (\mathcal{P}(Y), W_1) &\rightarrow \mathbb{R} \\ \lambda &\mapsto \int_Y \varphi(y) d\lambda \end{aligned} \tag{5}$$

where  $\varphi$  is a lower semicontinuous function over  $Y$ . Since  $W_1$  metrizes the weak\* topology of  $\mathcal{P}(Y)$  [AGS05, Chapter 7], the function  $I_\varphi$  is lower semicontinuous. For all  $x \in X$ , we have  $\int_Y \varphi(y) df_{(x)} = I_\varphi(f(x))$ . By assumption,  $f$  is Borel and then  $f(\cdot)(A) : X \rightarrow \mathbb{R}$  is composition of a lower semicontinuous function and a Borel map, so it is a Borel map. Therefore,  $f$  is a disintegration map, which concludes the proof.  $\square$

Thinking about the optimization problem formulated by Monge, given a transport map  $T : X \rightarrow Y$  and the measures  $\mu \in \mathcal{P}(X)$ ,  $\nu = T_*\mu \in \mathcal{P}(Y)$ , the disintegration map is of the form  $x \mapsto \delta_{T(x)}$ , where  $\delta_{T(x)}$  is a Dirac measure. It is possible show that exists a relationship among measures in the space  $(\mathcal{P}(Y), W_1)$ , via push forward of  $\mu$  by disintegration maps, and the second marginal of transport plans induced by distinct transport maps:

**Lemma 4.3.** *Let  $T : X \rightarrow Y$  and  $S : X \rightarrow Y$  be transport maps. Consider a measure  $\mu \in \mathcal{P}(X)$  and functions  $f$  and  $g$  given by:*

$$\begin{aligned} f : X &\rightarrow (\mathcal{P}(Y), W_1) \\ x &\mapsto \delta_{T(x)} \end{aligned}$$

$$\begin{aligned} g : X &\rightarrow (\mathcal{P}(Y), W_1) \\ x &\mapsto \delta_{S(x)}. \end{aligned}$$

$T_*\mu = S_*\mu$  if, and only if,  $f_*\mu = g_*\mu$ .

*Proof.* Consider a function  $\varphi(y) = \psi(\delta_y)$  where  $\psi \in \mathcal{C}((\mathcal{P}(Y), W_1))$  is arbitrary. Then,

$$\begin{aligned} \int_Y \psi d(f_*\mu) &= \int_X \psi(f(x)) d\mu \\ &= \int_X \psi(\delta_{T(x)}) d\mu \\ &= \int_X \varphi(T(x)) d\mu \\ &= \int_X \varphi(S(x)) d\mu \\ &= \int_Y \psi d(g_*\mu). \end{aligned}$$

Due to the arbitrariness of  $\psi$ , it follows that  $f_*\mu = g_*\mu$ . Now, consider  $\varphi \in \mathcal{C}(Y)$  and the function  $I_\varphi$  given by equation (5). Note that

$$\int_{\mathcal{P}(Y)} I_\varphi(\lambda) d(f_*\mu) = \int_{\mathcal{P}(Y)} I_\varphi(\lambda) d(g_*\mu)$$

if, and only if,

$$\int_X I_\varphi(f(x)) d\mu = \int_X I_\varphi(g(x)) d\mu$$

which in turn occurs if, and only if,

$$\int_X \left( \int_Y \varphi(y) df_{(x)} \right) d\mu = \int_X \left( \int_Y \varphi(y) dg_{(x)} \right) d\mu.$$

Since

$$\int_Y \varphi(y) df_{(x)} = \varphi(T(x))$$

and

$$\int_Y \varphi(y) dg_{(x)} = \varphi(S(x))$$

the last equation can be written as

$$\int_X \varphi(T(x)) d\mu = \int_X \varphi(S(x)) d\mu.$$

Due to the arbitrariness of  $\varphi$ , we infer that  $T_*\mu = S_*\mu$ .  $\square$

**Corollary 4.4.** *Let  $T : X \rightarrow Y$  and  $S : X \rightarrow Y$  be transport maps. Consider a measure  $\mu \in \mathcal{P}(X)$ , the disintegration maps  $f$  and  $g$  defined as in the Lemma 4.3 and the measures  $\gamma = \mu \otimes f(x)$  and  $\eta = \mu \otimes g(x)$ . Then  $f_*\mu = g_*\mu$  if, and only if,  $\text{proj}_{Y*}\gamma = \text{proj}_{Y*}\eta$ .*

Given  $\gamma, \eta \in \Pi(\mu, \nu)$ , as defined in Section 2, with  $\gamma = \mu \otimes f(x)$  and  $\eta = \mu \otimes g(x)$ , we say that  $\gamma$  is equivalent by disintegration to  $\eta$  (and we denote  $\gamma \approx \eta$ ) if  $f_*\mu = g_*\mu$ . With this equivalence, it is possible to define a kind of transport class, as follows:

**Definition 4.5.** *Given  $\gamma \in \Pi(\mu, \nu)$  with  $\gamma = \mu \otimes f(x)$ , the transport class of  $\gamma$  is defined as the equivalence class  $[\gamma] = \{\eta = \mu \otimes g(x) : g_*\mu = f_*\mu\}$ .*

Thus, we have that all transport plans induced by transport maps belong to the same transport class. Even more, consider the following proposition:

**Proposition 4.6.** *Consider a transport map  $T : X \rightarrow Y$  such that  $T_*\mu = \nu$  and  $\gamma = \mu \otimes \delta_{T(x)}$ , for a non-atomic measure  $\mu \in \mathcal{P}(X)$ . If  $\eta \in [\gamma]$ , then there exists a transport map  $S : X \rightarrow Y$  such that  $\eta = \mu \otimes \delta_{S(x)}$ .*

*Proof.* It is possible to find a sequence of Borel functions  $S_n : X \rightarrow Y$  such that  $\eta = \lim_{n \rightarrow \infty} \mu \otimes \delta_{S_n(x)}$  and  $(S_n)_*\mu = \nu$  for all  $n \in \mathbb{N}$ , so that  $\mu \otimes \delta_{S_n(x)} \in [\gamma] \forall n \in \mathbb{N}$  (see [Amb00, Theorem 9.3] for details). Consider  $\varphi(y) = |y|^2$  and observe that

$$\int_X |S_n(x)|^2 d\mu = \int_X \varphi(S_n(x)) d\mu = \int_Y \varphi(y) d\nu = \int_Y |y|^2 d\nu < \infty.$$

Let  $\psi \in \mathcal{C}((\mathcal{P}(Y), W_1))$  be a function given by  $\psi(\delta_y) = |y|^2$ , and let  $\Delta \subset \mathcal{P}(Y)$  be the set of Dirac measures. Observe that  $\psi$  is Lipschitz over  $\Delta$ , with respect to  $W_1$ . So, take  $\psi$  any Lipschitz extension over  $\mathcal{P}(Y)$ . Since  $(\delta_{S_n})_*\mu = (\delta_T)_*\mu$ , we have that

$$\int_X |S_n(x)|^2 d\mu = \int_X \psi(\delta_{S_n(x)}) d\mu = \int_X \psi(\delta_{T(x)}) d\mu = \int_X |T(x)|^2 d\mu$$

for all  $n \in \mathbb{N}$ . Therefore, moving on to a subsequence, we can assume that  $S_n$  is weakly convergent to a weak limit  $S$ . For [Amb00, Lemma 9.1] the result follows.  $\square$

In this context, the Monge's Transport Problem can be interpreted as: minimize  $\int_{X \times Y} c(x, y) d\gamma$  in a fixed transport class of  $\Pi(\mu, \nu)$ , i. e., find

$$\min \left\{ \int_{X \times Y} c(x, y) d\gamma : \gamma \in [\mu \otimes \delta_T] \right\}$$

for a given transport map  $T$ . To the Monge-Kantorovich problem, note that the second part of the proof of the Lemma 4.3 applies to general transport plans, so that the second marginal can be fixed by the disintegration maps, as follows:

**Lemma 4.7.** *Consider a measure  $\mu \in \mathcal{P}(X)$ , the disintegration maps  $f : X \rightarrow \mathcal{P}(Y)$  and  $g : X \rightarrow \mathcal{P}(Y)$  and the transport plans  $\gamma = \mu \otimes f(x)$  and  $\eta = \mu \otimes g(x)$ . We have that  $f_*\mu = g_*\mu \implies \text{proj}_Y^*\gamma = \text{proj}_Y^*\eta$ .*

However, the reciprocal of Lemma 4.7 is not true. For instance, consider the following transport problem: Three factories,  $x_1$ ,  $x_2$  and  $x_3$ , with the same production, supply 100% of their products to two stores,  $y_1$  and  $y_2$ . The store  $y_2$  has a demand five times greater than the store  $y_1$ . Let  $\mu$  be a measure that provides the quantity of products produced in the factories and  $\nu$  the measure related to the quantity of products delivered to stores. These measures are given by:

$$\mu = \frac{1}{3}\delta_{x_1} + \frac{1}{3}\delta_{x_2} + \frac{1}{3}\delta_{x_3}$$

$$\nu = \frac{1}{6}\delta_{y_1} + \frac{5}{6}\delta_{y_2}.$$

Consider the transport plan illustrated in Figure 2, which divides the products produced at the factory  $x_1$  between the two stores. The corresponding disintegration map  $f$  is given by  $f(x_1) = \frac{1}{2}\delta_{y_1} + \frac{1}{2}\delta_{y_2}$ ,  $f(x_2) = \delta_{y_2}$  and  $f(x_3) = \delta_{y_2}$ .

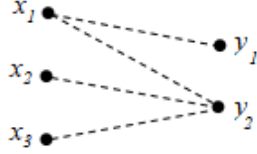


FIGURE 2. Transport plan 1.

Note that, since  $\mu$  has the shape  $\sum_i \alpha_i \delta_{x_i}$ , we have that  $f_*\mu = \sum_i \alpha_i \delta_{f(x_i)}$ . Now, suppose that there is a change in logistics and in the new transport plan, Figure 3, the factory  $x_1$  delivers its production only to the store  $y_2$  and the factory  $x_2$  divides production between the two stores. In this new situation, the disintegration map is given by  $g(x_1) = \delta_{y_2}$ ,  $g(x_2) = \frac{1}{2}\delta_{y_1} + \frac{1}{2}\delta_{y_2}$  and  $g(x_3) = \delta_{y_2}$ . Remark that  $f_*\mu = g_*\mu$ , i. e., the transport class does not change. On the other hand, if in this new transport plan the factories  $x_1$  and  $x_2$  deliver to both stores, Figure 4, so that  $x_1$  sends 30 % of production to  $y_1$  and 70% to  $y_2$ , and  $x_2$  sends 20 % of production to  $y_1$  and 80% to  $y_2$ , the disintegration map is given by  $h(x_1) = \frac{3}{10}\delta_{y_1} + \frac{7}{10}\delta_{y_2}$ ,  $h(x_2) = \frac{2}{10}\delta_{y_1} + \frac{8}{10}\delta_{y_2}$  and  $h(x_3) = \delta_{y_2}$ . In this case,  $f_*\mu \neq h_*\mu$ . So, the transport plans 1 and 3 do not belong to the same transport class.

Furthermore, if there is a small change in transport plan 3, so that  $x_1$  sends 10% of production to  $y_1$  and 90% to  $y_2$ , and  $x_2$  sends 40% of production

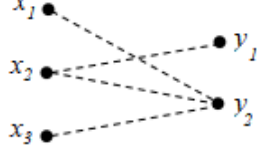


FIGURE 3. Transport plan 2.

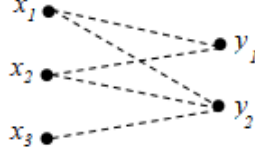


FIGURE 4. Transport plan 3.

to  $y_1$  and 60% to  $y_2$ , the new disintegration map is given by  $k(x_1) = \frac{1}{10}\delta_{y_1} + \frac{9}{10}\delta_{y_2}$ ,  $k(x_2) = \frac{4}{10}\delta_{y_1} + \frac{6}{10}\delta_{y_2}$  and  $k(x_3) = \delta_{y_2}$ . Therefore,  $h_*\mu \neq k_*\mu$ . Thus, with the previous definition for transport class, when changing the number of factories that deliver products to more than one store, or changing the percent of delivery, the transport class changes.

By these considerations, we need another definition of transport class for the Monge-Kantorovich problem. Consider  $\mu \otimes f \in \Pi(\mu, \nu)$  and  $\Lambda = f_*\mu$ . Since  $(\pi_y)_*(\mu \otimes f) = \nu$ , for all  $\varphi \in \mathcal{C}(Y)$  we have that

$$\begin{aligned} \int_Y \varphi(y) d\nu &= \int_X \left( \int_Y \varphi(y) df_{(x)} \right) d\mu \\ &= \int_X I_\varphi(f_{(x)}) d\mu \\ &= \int_{\mathcal{P}(Y)} I_\varphi(\lambda) d\Lambda(\lambda) \\ &= \int_{\mathcal{P}(Y)} \left( \int_Y \varphi(y) d\lambda \right) d\Lambda \end{aligned}$$

where  $I_\varphi$  is given by equation (5) and  $\lambda \in \mathcal{P}(Y)$ . Hence, every probability  $\Lambda$  on  $(\mathcal{P}(Y), W_1)$  satisfying

$$\int_{\mathcal{P}(Y)} \lambda d\Lambda = \nu \tag{6}$$

defines a transport class  $[\gamma] = \{\mu \otimes f : f_*\mu = \Lambda\}$ . For instance, a transport class  $[\mu \times \nu]$  corresponds to the measure  $\Lambda = \delta_\nu$ . From this point of view,



the Monge-Kantorovich problem in the class  $\Lambda$  can be interpreted as:

$$MK_\Lambda(c, \mu, \nu) = \inf_{\gamma} \left\{ \int_{X \times Y} c(x, y) d\gamma : \gamma = \mu \otimes f, f_*\mu = \Lambda \right\}.$$

This notion of transport class allows to interpret the Monge-Kantorovich problem as an abstract Monge problem between the spaces  $X$  and  $\mathcal{P}(Y)$ , considering the cost

$$\tilde{c}(x, \lambda) = \int_Y c(x, y) d\lambda.$$

In fact, for every disintegration map  $f : X \rightarrow \mathcal{P}(Y)$  such that  $f_*\mu = \Lambda$ ,

$$\begin{aligned} \int_X \tilde{c}(x, f(x)) d\mu &= \int_X \left( \int_Y c(x, y) df(x) \right) d\mu \\ &= \int_{X \times Y} c(x, y) d(\mu \otimes f) \end{aligned}$$

and the problem  $MK_\Lambda(c, \mu, \nu)$  is equivalent to the problem  $M(\tilde{c}, \mu, \Lambda)$ .

Thereby, we have that the disintegration of transport plans introduces a different perspective to the optimisation problems proposed by Monge and Kantorovich.

## 5. ABSOLUTE CONTINUITY FROM DISINTEGRATION MAPS

In order to finally connect what we just developed with geometric properties of the measure spaces and the space of measures, we will study how paths of measures are given by disintegration maps. As stated in the previous section, our interest is in the disintegration map with  $p = 2$  for the Wasserstein distance. So let  $X$  and  $Y$  be locally compact and separable metric spaces. Let  $\pi : X \rightarrow Y$  be a Borel map, and take  $\mu$  in  $\mathcal{M}_+(X)$ . We define  $\nu = \pi_*\mu$  in  $\mathcal{M}_+(Y)$ , just as in the statement of Theorem A. In this context, the disintegration map reads

$$\begin{aligned} f : Y &\rightarrow (\mathcal{P}(X), W_2) \\ y &\mapsto \mu_y. \end{aligned}$$

In part of our results we shall require  $(Y, d_Y)$  to have a *length structure*, which allows us to measure lengths of paths. More precisely, given a path in  $Y$ , *i.e.* a continuous map  $\psi : [a, b] \rightarrow Y$ , and a finite partition of  $[a, b]$  into  $a = y_0 \leq y_1 \leq y_2 \leq \dots \leq y_N = b$ , we require the length of  $\psi$  to be given by

$$L(\psi) = \sum_{j=1}^N d(\psi(y_{j-1}), \psi(y_j)), \quad (7)$$

and  $L(\psi) < \infty$ . Such metric spaces are called **length spaces**.

We can now state the main result of this section.

**Theorem B.** *Let  $X$  and  $Y$  be locally compact, complete, separable metric spaces. Consider  $\pi : X \rightarrow Y$  a Borel map,  $\mu$  in  $\mathcal{M}_+(X)$  and  $\nu = \pi_*\mu$  in  $\mathcal{M}_+(Y)$ . Consider  $y_r, y_s$  in  $Y$  and  $\mu_{y_r}, \mu_{y_s}$  in  $\mathcal{P}(X)$ , their respective conditional measures given by Theorem A. Then,*

(i) *there exists a continuous curve on  $(\mathcal{P}(X), W_2)$  connecting  $\mu_{y_r}$  and  $\mu_{y_s}$ .*

(ii) *if, in addition,  $Y$  is a length space with  $d_Y(y_r, y_s) < \infty$ , i.e. condition (7) holds, and  $X$  is a smooth compact Riemannian manifold, and  $\mu_{y_r}$  or  $\mu_{y_s}$  is absolutely continuous with respect to the volume measure on  $X$ , then for every  $t \in [r, s]$ , there exists  $\mu_{y_t}$  which is absolutely continuous with respect to the volume measure on  $X$ .*

Before proving Theorem B, we will need a few results. We start with the following lemma, which is actually a known fact in the Optimal Transport community. For completeness, we add it here in our context.

**Lemma 5.1.** *If  $X$  is a separable metric space, we have that  $(\mathcal{P}(X), W_2)$  is a separable space.*

*Proof.* Let  $\mathcal{D} \subset X$  be a countable dense subset. Consider the space  $\mathcal{M}$  defined by  $\mathcal{M} := \{\mu \in \mathcal{P}(X) : \mu = \sum_j a_j \delta_{x_j}, \text{ with } a_j \in \mathbb{Q} \text{ and } x_j \in \mathcal{D}\}$ . We want to show that  $\mathcal{M}$  is dense in  $(\mathcal{P}(X), W_2)$ . Consider  $\epsilon > 0$  and  $x_0 \in \mathcal{D}$ . If  $\mu \in (\mathcal{P}(X), W_2)$ , there exists a compact set  $K \subset X$  such that

$$\int_{X \setminus K} d(x_0, x)^2 d\mu \leq \epsilon^2.$$

Cover  $K$  with a family  $\{B(x_k, \frac{\epsilon}{2}) : 1 \leq k \leq N, x_k \in \mathcal{D}\}$  and define

$$B'_k := B(x_k, \epsilon) \setminus \bigcup_{j < k} B(x_j, \epsilon)$$

so that  $\{B'_k\}$  are disjoint and still cover  $K$ . Define  $f$  on  $X$  by

$$f(B'_k \cap K) = \{x_k\}$$

$$f(X - K) = \{x_0\}.$$

So  $d(x, x_k) \leq \epsilon$  for any  $x \in K$ . Thereby

$$\int_X d(x, f(x))^2 d\mu \leq \epsilon^2 \int_K d\mu + \int_{X \setminus K} d(x, x_0)^2 d\mu \leq 2\epsilon^2$$

and then  $W_2(\mu, f_*\mu) \leq 2\epsilon$ . Note that  $f_*\mu$  can be written as  $\sum_{0 \leq j \leq N} \alpha_j \delta_{x_j}$ , that is,  $\mu$  might be approximated by a finite combination of Dirac masses. Moreover, the coefficients  $\alpha_j$  might be replaced by rational coefficients (up

to a small error in Wasserstein distance): since Wasserstein distances are controlled by weighted total variation [Vil09, Theorem 6.15], we have that

$$W_2\left(\sum_{0 \leq j \leq N} \alpha_j \delta_{x_j}, \sum_{0 \leq j \leq N} \beta_j \delta_{x_j}\right) \leq 2^{\frac{1}{2}} \left[ \max_{k,l} d(x_k, x_l) \right] \sum_{0 \leq j \leq N} |\alpha_j - \beta_j|^{\frac{1}{2}}$$

which can become small, taking suitable coefficients  $\beta_j \in \mathbb{Q}$ . Thus, it follows that  $\mathcal{M}$  is dense in  $\mathcal{P}(X)$ . Consequently  $(\mathcal{P}(X), W_2)$  is separable.  $\square$

We shall use Lemma 5.1 to prove the following proposition.

**Proposition 5.2.** *The disintegration map  $f : Y \rightarrow \mathcal{P}(X)$  is weakly continuous for almost all  $y \in Y$ .*

*Proof.* From Theorem A, we have that the map  $y \mapsto \mu_y \in \mathcal{P}(X)$  is measurable. We endow  $\mathcal{P}(X)$  with  $W_2$ , the 2-Wasserstein distance on  $\mathcal{P}(X)$  with  $d$  complete bounded metric for  $X$ . Then, we have that  $W_2$  metrizes the weak topology of  $\mathcal{P}(X)$ . Furthermore, from Lemma 5.1,  $(\mathcal{P}(X), W_2)$  is a separable space. Then, by Lusin's Theorem 2.4, for a subset  $A \subset X$  with finite measure, and each  $\varepsilon > 0$ , there exists  $\mathcal{K} \subset A$  with  $\mu(A \setminus \mathcal{K}) < \varepsilon$  such that the disintegration map  $f : \mathcal{K} \rightarrow (\mathcal{P}(X), W_2)$  is continuous. The sets  $\mathcal{K}$  such that this property holds generate a  $\sigma$ -algebra. Thus, there is an unique extension to the completion of the generated  $\sigma$ -algebra of  $A$ .  $\square$

We can now prove the main result of this section.

*Proof of Theorem B.*

Let us prove (i). Let  $\psi$  be a continuous curve in  $Y$  connecting  $y_r$  and  $y_s$  and consider a parameterization of  $\psi$  given by  $\psi = \{y_t : t \in [r, s]\}$ . We know, from Proposition 5.2, that the disintegration map is weakly continuous. Therefore, taking  $y_t \rightarrow y$ , we have that  $f(y_t) \xrightarrow{w} f(y)$ , i. e.,  $\mu_{y_t} \rightarrow \mu_y$  with respect to  $W_2$  topology. So, from a continuous curve in  $Y$  we can build a continuous curve in  $(\mathcal{P}(X), W_2)$  via  $f$ , the disintegration map. Thus, we have a continuous curve  $\zeta = \{\mu_{y_t} : t \in [r, s]\}$  in  $(\mathcal{P}(X), W_2)$  connecting  $\mu_{y_r}$  and  $\mu_{y_s}$ . This proves the first part.

The proof of (ii) will be done in a few steps. The idea is to use some results of Optimal Transport Theory, related with a “time-dependent” version of optimal transport. See, for example, [Vil09, Chapter 7]. In short, we will consider the curve  $\zeta$  given by the disintegration map as a displacement interpolation. For this, we consider a transport problem so that the initial and final probability measures are defined on the same space  $X$  and we associate  $\zeta$  with an curve  $\xi$  between points  $x$  and  $z$  in  $X$ .

**Step 1:** *Reparametrization of  $\zeta$ .*

Consider  $y_r, y_s \in Y$  and  $\mu_{y_r}, \mu_{y_s} \in \mathcal{P}(X)$  their respective conditional measures given by Theorem A. By assumption, we have that  $Y$  is a complete, locally compact metric spaces, and the condition (7) holds. So, it is a length space. Then, by [BBI01, Theorem 2.5.23], there always exists a shortest path  $\psi$  in  $Y$  connecting  $y_r$  and  $y_s$ , i.e. a continuous curve  $\psi : [0, 1] \rightarrow Y$  such that  $\psi(0) = y_r$  and  $\psi(1) = y_s$  and  $L(\psi) = d(y_r, y_s)$ . We shall use  $L(\xi) = d(y_r, y_s)$  to parametrize our curve given by the disintegration map  $f : Y \rightarrow (\mathcal{P}(X), W_2)$ .

The continuous curve  $\mu_t$  in  $\mathcal{P}(X)$  given by the disintegration map, such that  $f(y_r) = \mu_{y_r}$  and  $f(y_s) = \mu_{y_s}$  is a minimizing in  $\mathcal{P}(X)$ . To see this, take a sequence  $(y_t)$  in  $Y$  converging to  $y_r$  along the minimizing curve  $\xi$  in  $Y$  which connects  $y_r$  to  $y_s$ . From Proposition 5.2, the disintegration map is weakly continuous, so we have a sequence  $(\mu_{y_t})$  in  $\mathcal{P}(X)$  converging to  $\mu_{y_r}$ . Since  $W_2$  metrizes the weak topology [Vil09, Theorem 6.9], we also have that  $W_2(\mu_{y_r}, \mu_{y_t})$  goes to zero. Thus, moving  $y_t$  along a minimizing curve in  $Y$ , via disintegration map implies that  $\mu_{y_t}$  moves along a curve in  $\mathcal{P}(X)$  which minimizes  $W_2$ . To make our notation simpler in what follows, without loss of generality, we reparametrise this curve, such that  $[y_r, y_s] \simeq [0, 1]$ . So, by abuse of notation we use the weak continuous path  $f : [0, 1] \rightarrow (\mathcal{P}(X), W_2)$  while referring to the path in  $(\mathcal{P}(X), W_2)$  given by the disintegration map  $f$  along the minimal curve joining  $[y_r, y_s]$  in  $Y$ .

**Step 2:** *A curve in  $X$ .*

We want to associate the curve  $\zeta$  in  $\mathcal{P}(X)$  with a curve  $\xi$  in  $X$ . First, note that, in general, the length of an absolutely continuous curve  $\xi : [0, 1] \rightarrow X$  can be defined by  $L(\xi) = \int_0^1 |\dot{\xi}_t| dt$ , where  $\dot{\xi}_t$  stands for the velocity (or time-derivative) of the curve  $\xi$  at  $t$ . To refer to  $\xi$  at point  $t$  we define the *time- $t$  evaluation map*  $e_t$  by

$$e_t(\xi) = \xi(t) = \xi_t.$$

It is important to note that, since  $X$  is a smooth complete Riemannian manifold, we can always replace  $\xi$  by  $\tilde{\xi}$  where  $\tilde{\xi}_t = \xi_{g(t)}$ , with  $g$  continuous increasing, in such a way that they have constant speed (in the sense  $(d/dt)|\dot{\tilde{\xi}}_t| = 0$ ). In that case,  $d(\xi_s, \xi_t) = |t - s|L(\xi)$  for all  $s, t \in [0, 1]$ . Moreover, we have that  $X$  is a length space. So,

$$d(x, z) = \inf_{\xi \in \mathcal{C}([0, 1]; X)} \{L(\xi) : \xi_0 = x, \xi_1 = z\}$$

and, since  $X$  is complete, the infimum can be replaced by minimum, by Hopf-Rinow Theorem, so  $X$  is a geodesic space.

It is a fact that if  $X$  is geodesic complete and separable metric space, so the space  $(\mathcal{P}_2(X), W_2)$  is a geodesic space [AG13, Theorem 2.10]. This means that any  $\mu_0, \mu_1 \in \mathcal{P}_2(X)$  can be joined by (at least one) constant speed geodesic.

Now, consider the curve  $\zeta$  joining  $\mu_0$  and  $\mu_1$  (from step 1). Suppose that there is a transport problem associated with this curve, whose respective spatial distributions are modelled by these probability measures. Assume that the cost of transport is associated with a family of functionals parametrised by the initial and the final “times”, that is, consider that  $\mathcal{A}^{0,1}$  is a functional on the set of curves  $[0, 1] \rightarrow X$  and the cost function between an initial point  $x$  (at time 0) and a final point  $z$  (at time 1) is

$$c^{0,1}(x, z) = \inf\{\mathcal{A}^{0,1}(\xi) : \xi_0 = x, \xi_1 = z, \xi \in \mathcal{C}([0, 1]; X)\}$$

In words,  $c^{0,1}(x, z)$  is the minimal work needed to go from point  $x$  at initial time 0, to point  $z$  at final time 1. Now, for  $t_1, t_2 \in [0, 1]$ , set

$$\mathcal{A}^{t_1, t_2}(\xi) = \frac{L(\xi)^2}{t_2 - t_1}$$

so that

$$c^{t_1, t_2}(x, z) = \frac{d(x, z)^2}{t_2 - t_1}$$

and

$$C^{t_1, t_2}(\mu_1, \mu_2) = \frac{W_2(\mu_1, \mu_2)^2}{t_2 - t_1}$$

where  $C^{t_1, t_2}$  the optimal transport cost between the probability measures  $\mu_1$  and  $\mu_2$  for the cost  $c^{t_1, t_2}$ . Within this context, we want to show that for each  $t \in [0, 1]$ ,  $\mu_t$  is the law of  $\xi_t$ , where  $\xi : [0, 1] \rightarrow X$  is a minimizing curve such that  $\text{law}(\xi_0) = \mu_0$ ,  $\text{law}(\xi_1) = \mu_1$ . In other words, we want to show that  $\zeta$  is a so-called *displacement interpolation*.

**Step 3:**  $\zeta$  is a *displacement interpolation*

Heuristically, what we want to do in this step is divide the curve  $\zeta$  into segments and associate these segments with a curve  $\xi$  in  $X$  so that the cost  $c$  associated with the points on  $\xi$  remains “proportional” to the cost  $C$  associated with the points on  $\zeta$ , in the considered time interval. For this, we will do an iterative construction, in lines of [Vil09, Theorem 7.21].

Consider  $t_1, t_2, t_3 \in [0, 1]$ . Let  $\gamma_{t_1 \rightarrow t_2}$  be an optimal transference plan between  $\mu_{t_1}$  and  $\mu_{t_2}$  for  $c^{t_1, t_2}$ , and let  $\gamma_{t_2 \rightarrow t_3}$  be an optimal transference plan between  $\mu_{t_2}$  and  $\mu_{t_3}$  for  $c^{t_2, t_3}$ . By the Lemma 2.5, we can consider random variables  $(\xi_{t_1}, \xi_{t_2}, \xi_{t_3})$  such that  $\text{law}(\xi_{t_1}, \xi_{t_2}) = \gamma_{t_1 \rightarrow t_2}$ ,  $\text{law}(\xi_{t_2}, \xi_{t_3}) = \gamma_{t_2 \rightarrow t_3}$  and  $\text{law}(\xi_{t_i}) = \mu_{t_i}$  for  $i = 1, 2, 3$ . Since  $(\mu_t)$  is minimizing in  $\mathcal{P}(X)$  (see step 1), we have that  $C^{t_1, t_2}(\mu_{t_1}, \mu_{t_2}) + C^{t_2, t_3}(\mu_{t_2}, \mu_{t_3}) = C^{t_1, t_3}(\mu_{t_1}, \mu_{t_3})$ . So:

- (a)  $(\xi_{t_1}, \xi_{t_3})$  is an optimal coupling of  $(\mu_{t_1}, \mu_{t_3})$  for  $c^{t_1, t_3}$ ;
- (b)  $c^{t_1, t_3}(\xi_{t_1}, \xi_{t_3}) = c^{t_1, t_2}(\xi_{t_1}, \xi_{t_2}) + c^{t_2, t_3}(\xi_{t_2}, \xi_{t_3})$  almost ever.

Let  $(\xi_0, \xi_1)$  be an optimal coupling of  $(\mu_0, \mu_1)$ . As above, consider optimal transference plans  $\gamma_{0 \rightarrow \frac{1}{2}}, \gamma_{\frac{1}{2} \rightarrow 1}$  and construct random variables  $(\xi_0^{(1)}, \xi_{\frac{1}{2}}^{(1)}, \xi_1^{(1)})$  such that  $(\xi_0^{(1)}, \xi_{\frac{1}{2}}^{(1)})$  is an optimal coupling of  $(\mu_0, \mu_{\frac{1}{2}})$  for  $c^{0, \frac{1}{2}}$ ,  $(\xi_{\frac{1}{2}}^{(1)}, \xi_1^{(1)})$  is an optimal coupling of  $(\mu_{\frac{1}{2}}, \mu_1)$  for the cost  $c^{\frac{1}{2}, 1}$  and  $\text{law}(\xi_i^{(1)}) = \mu_i$  for  $i = 0, \frac{1}{2}, 1$ .

Moreover, note that item (a) above implies that  $(\xi_0^{(1)}, \xi_1^{(1)})$  is an optimal coupling of  $(\mu_0, \mu_1)$ ; still item (b) implies

$$c^{0,1}(\xi_0^{(1)}, \xi_1^{(1)}) = c^{0, \frac{1}{2}}(\xi_0^{(1)}, \xi_{\frac{1}{2}}^{(1)}) + c^{\frac{1}{2}, 1}(\xi_{\frac{1}{2}}^{(1)}, \xi_1^{(1)})$$

almost surely. Iterating this process, in step  $k$  we have random variables  $(\xi_0^{(k)}, \xi_{\frac{1}{2^k}}^{(k)}, \xi_{\frac{2}{2^k}}^{(k)}, \dots, \xi_1^{(k)})$  so that for  $i, j \leq 2^k$ ,  $(\xi_{\frac{i}{2^k}}^{(k)}, \xi_{\frac{j}{2^k}}^{(k)})$  is an optimal coupling of  $(\mu_{\frac{i}{2^k}}, \mu_{\frac{j}{2^k}})$ . Furthermore, for  $i_1, i_2, i_3 \leq 2^k$ ,

$$c^{\frac{i_1}{2^k}, \frac{i_3}{2^k}}(\xi_{\frac{i_1}{2^k}}^{(k)}, \xi_{\frac{i_3}{2^k}}^{(k)}) = c^{\frac{i_1}{2^k}, \frac{i_2}{2^k}}(\xi_{\frac{i_1}{2^k}}^{(k)}, \xi_{\frac{i_2}{2^k}}^{(k)}) + c^{\frac{i_2}{2^k}, \frac{i_3}{2^k}}(\xi_{\frac{i_2}{2^k}}^{(k)}, \xi_{\frac{i_3}{2^k}}^{(k)})$$

almost every.

We can extend the random variables  $\xi^{(k)}$  defined for times  $\frac{i}{2^k}$ , into continuous curves  $(\xi^{(k)})_{0 \leq t \leq 1}$ . Note that for all times  $s, t \in [0, 1]$ ,  $s < t$ , there exists a Borel map  $S_{s \rightarrow t} : X \times X \rightarrow \mathcal{C}([s, t]; X)$ , such that for all  $x, z \in X$ ,  $S(x, z)$  belongs to  $\Gamma_{x \rightarrow z}^{s, t}$ , the set of minimizing curves starting in  $x$  at time  $s$ , and ending in  $z$  at time  $t$  [Vil09, Proposition 7.16]. In fact, let  $\Gamma^{s, t}$  be the set of all minimizing curves defined on  $[s, t]$ , and let  $E_{s, t}$  defined on  $\Gamma^{s, t}$  by  $E_{s, t}(\xi) := (\xi_s, \xi_t)$ . Since  $X$  is a geodesic space, any two points of  $X$  can be joined by at least one minimizing curve, so  $E_{s, t}$  is onto  $X \times X$ . Moreover,  $E_{s, t}$  is a continuous map between complete separable metric spaces, and  $E_{s, t}^{-1}(x, z)$  is compact for all  $x, z$ . So we have that  $E_{s, t}$  admits a measurable right-inverse  $S_{s \rightarrow t}$ . Since  $E_{s, t} \circ S_{s \rightarrow t} = Id$ , we have the statement.

With this, for  $t \in (\frac{i}{2^k}, \frac{i+1}{2^k})$ , define  $\xi_t^{(k)}$  by  $e_t(S_{\frac{i}{2^k} \rightarrow \frac{i+1}{2^k}}(\xi_{\frac{i}{2^k}}, \xi_{\frac{i+1}{2^k}}))$ . Then  $\Xi^{(k)}$ , the law of  $(\xi_t^{(k)})_{0 \leq t \leq 1}$ , is a probability on the set of continuous curves in  $X$ . Note that  $(e_t)_* \Xi^{(k)} = \mu_t$  for all  $t = \frac{i}{2^k}$ , and  $\Xi^{(k)}$  is concentrated on the set  $\Gamma$  of minimizing curves.

Now, consider the limit  $k \rightarrow \infty$ . Given  $\varepsilon > 0$ , since  $\mu_0$  and  $\mu_1$  are Radon measures, there exists compact sets  $K_0$  and  $K_1$  such that  $\mu_0(X \setminus K_0) \leq \varepsilon$ ,  $\mu_1(X \setminus K_1) \leq \varepsilon$ . Moreover, the set  $\Gamma_{K_0 \rightarrow K_1}^{0,1}$  of minimizing curves joining  $K_0$  to  $K_1$  is compact and

$$\begin{aligned} \Xi^{(k)} \left( \Gamma \setminus \Gamma_{K_0 \rightarrow K_1}^{0,1} \right) &= \mathbb{P}((\xi_0, \xi_1) \notin K_0 \times K_1) \\ &\leq \mathbb{P}(\xi_0 \notin K_0) + \mathbb{P}(\xi_1 \notin K_1) \\ &= \mu_0(X \setminus K_0) + \mu_1(X \setminus K_1) \\ &\leq 2\varepsilon. \end{aligned}$$

Then, we can take a subsequence of  $(\Xi^{(k)})_k$  that converges weakly to  $\Xi$ . Since  $\Gamma$  is closed in the topology of uniform convergence [Vil09, Theorem 7.16 (v)], we have that  $\Xi$  is supported in  $\Gamma$ . Moreover, note that if  $k > a$  we have that  $(e_t)_* \Xi^{(k)} = \mu_t$  for all  $t = \frac{1}{2a} \in [0, 1]$ , and then also  $(e_t)_* \Xi = \mu_t$ . Finally, since  $\mu_t$  depends continuously on  $t$ , to show that  $(e_t)_* \Xi = \mu_t$  for all  $t \in [0, 1]$ , it is enough to show that  $(e_t)_* \Xi$  is continuous as a function of  $t$ . Although, this follows from the continuity of  $t \mapsto \xi_t$  and Lebesgue's Dominated Convergence Theorem. Accordingly, we have that for each  $t \in [0, 1]$ ,  $\mu_t$  is the law of  $\xi_t$ , where  $(\xi_t)_{0 \leq t \leq 1}$  is a dynamical optimal coupling of  $(\mu_0, \mu_1)$ . In other terms, we say that  $\zeta$  is displacement interpolation.

**Step 4:** *An important observation about displacement interpolation.*

If  $(\mu_t)$  is a displacement interpolation between two compactly supported probability measures on  $X$ , and we have  $s \in (0, 1)$ , then for  $t \in [0, 1]$  the map  $T_{s \rightarrow t} : \xi(s) \mapsto \xi(t)$  is well-defined  $\mu_s$ -almost every and Lipschitz continuous; it is solution of the Monge problem between  $\mu_s$  and  $\mu_t$ . This result is given in [Vil09, Theorem 8.5]. for the completeness of the text, we will comment briefly on the proof: Note that  $(e_0, e_1, e_0, e_1)^*(\Xi \otimes \Xi) = \gamma_{0 \rightarrow 1} \otimes \gamma_{0 \rightarrow 1}$ . So properties true for  $\gamma_{0 \rightarrow 1} \otimes \gamma_{0 \rightarrow 1}$ -a. e. are true for  $\Xi \otimes \Xi$ -a. e. Since  $\gamma_{0 \rightarrow 1}$  is optimal, has a property named  $c$ -cyclically monotone [Vil09, Theorem 5.10], so that

$$c(x, y) + c(\tilde{x}, \tilde{y}) \leq c(x, \tilde{y}) + c(\tilde{x}, y)$$

$\Xi \otimes \Xi(dx, dy, d\tilde{x}, d\tilde{y})$ -a. e. Thus,

$$c(\xi(0), \xi(1)) + c(\tilde{\xi}(0), \tilde{\xi}(1)) \leq c(\xi(0), \tilde{\xi}(1)) + c(\tilde{\xi}(0), \xi(1))$$

$\Xi \otimes \Xi(d\xi, d\tilde{\xi})$ -a. e. Moreover, from Mather's Shortening Lemma [Vil09, Theorem 8.1 and Corollary 8.2] it follows that

$$\sup_{0 \leq t \leq 1} d(\xi_t, \tilde{\xi}_t) \leq C_K d(\xi_s, \tilde{\xi}_s). \quad (8)$$

where  $C_K$  is a constant. Suppose that the compact set  $\Xi$  is supported on  $S$ . Since (8) define a closed set, must apply to  $\xi, \tilde{\xi} \in S \otimes S$ . Consider  $e_s(S)$  the union of all  $\xi(s)$ ,  $s$  in  $S$ , and define  $T_{s \rightarrow t}$  by  $T_{s \rightarrow t}(\xi(s)) = \xi(t)$ . Note that

if  $\xi, \tilde{\xi}$  in  $S$  are such that  $\xi(s) = \tilde{\xi}(s)$ , then (8) establish  $\xi = \tilde{\xi}$ . Moreover, we have that  $T_{s \rightarrow t}$  is Lipschitz-continuous. So,  $(\xi(s), T_{s \rightarrow t}(\xi(s)))$  is a Monge coupling of  $(\mu_s, \mu_t)$ , with a Lipschitz map.

**Step 5:** *Absolute continuity of measures  $\mu_t$  of  $\zeta$  with respect to the volume measure on  $X$ , when  $\mu_0$  and  $\mu_1$  are compactly supported.*

If  $\mu_0$  and  $\mu_1$  are compactly supported, then  $\zeta$  has a compact support. So we can use Step 4, and there is a Lipschitz map  $T$  solving the Monge problem between  $\mu_s$  and  $\mu_1$ ,  $s \in (0, 1)$ . Let  $N$  a set such that the volume measure is zero and consider  $T(N)$ . If  $T(N)$  is not Borel measurable, consider a negligible Borel set that contains  $T(N)$  (for abuse of notation, we will continue denoting  $T(N)$ ). Note that  $N \subset T^{-1}(T(N))$ , so

$$\mu_s(N) \leq \mu_s(T^{-1}(T(N))) = (T_*\mu_s)(T(N)) = \mu_1(T(N))$$

and then  $\mu_s(T(N)) = 0$  since  $\text{vol}(T(N)) \leq \|T\|_{\text{Lip}}^n \text{vol}(N) = 0$  and  $\mu_1$  is absolutely continuous with respect to the volume measure on  $X$  by hypothesis. So  $\mu_s(N) = 0$  for any Borel set  $N$  such that  $\text{vol}(N) = 0$ , that is  $\mu_s \ll \text{vol}$ .

**Step 6:** *Absolute continuity of measures  $\mu_t$  of  $\zeta$  with respect to the volume measure on  $X$ , general case.*

Suppose that there is some case in which  $\mu_0$  and  $\mu_1$  are not compactly supported. We will show our statement by contradiction. Suppose that  $\mu_s$  is not absolutely continuous with respect to the volume measure on  $X$ . Then, there exists a set  $Z_s$  such that  $\text{vol}(Z_s) = 0$  and  $\mu_s(Z_s) > 0$ . Consider  $\mathcal{Z} := \{\xi \in \Gamma(X) : \xi_s \in Z_s\}$  so that  $\Xi(\mathcal{Z}) = \mathbb{P}(\xi_s \in Z_s) = \mu_s(Z_s) > 0$ . By regularity, there exists  $\mathcal{K} \subset \mathcal{Z}$  compact such that  $\Xi(\mathcal{K}) > 0$ . So, if we set

$$\Xi' = \frac{\mathbb{1}_{\mathcal{K}}\Xi}{\Xi(\mathcal{K})}$$

and let  $\gamma'_{0 \rightarrow 1} := (e_0, e_1)_*\Xi'$  and  $\mu'_t = (e_t)_*\Xi'$ , in particular we have

$$\mu'_1 \leq \frac{(e_1)_*\Xi}{\Xi(\mathcal{K})} = \frac{\mu_1}{\Xi(\mathcal{K})}.$$

In this way,  $\mu'_1 \ll \mu_1 \ll \text{vol}$  and  $(\mu'_t)$  is a displacement interpolation. Note that, now  $\mu'_s$  is concentrated on  $e_s(\mathcal{Z}) \subset e_s(\mathcal{K}) \subset Z_s$  and then  $\mu'_s$  is singular. Although  $\mu'_0$  is supported in  $e_0(\mathcal{K})$  and  $\mu'_1$  is supported in  $e_1(\mathcal{K})$ , which are compact; this is the case of Step 5, and then we have a contradiction with this last statement. This concludes our proof.  $\square$

**Remark 5.3.** *Special case: note that if we let  $(X, d)$  be a Polish geodesic space, we have that  $X \ni x \mapsto \delta_x \in \mathcal{P}_2(X)$  is an isometry. Therefore if  $t \mapsto \zeta_t$  is a constant speed geodesic on  $X$  connecting  $x$  to  $y$ , the curve*



$t \mapsto \delta_{\zeta_t}$  is a constant speed geodesic on  $\mathcal{P}_2(X)$  which connects  $\delta_x$  to  $\delta_y$ . In this case, the Theorem [B](#) naturally occurs.

#### ACKNOWLEDGEMENTS

This work is partially supported by FAPESP - grant #2018/05309-3 and grant #2019/14724-7, São Paulo Research Foundation (FAPESP). This study was financed in part by the Coordenação de Aperfeiçoamento de Pessoal de Nível Superior - Brasil (CAPES) - Finance Code 001.

R. P. thanks Stefano Galatolo for supervising her during a research internship at the University of Pisa. The authors are thankful to Pedro Catuogno and Ali Tahzibi for helpful discussions.

C. S. R. would like to acknowledge support from the Max Planck Society, Germany, through the award of a Max Planck Partner Group for Geometry and Probability in Dynamical Systems. C. S. R. has also been supported by the Brazilian agency: grant #2016/00332-1, grant #2018/13481-0, grant #2020/04426-6, São Paulo Research Foundation (FAPESP). The opinions, hypotheses and conclusions or recommendations expressed in this work are the responsibility of the authors and do not necessarily reflect the views of FAPESP.

#### REFERENCES

- [Amb00] L. Ambrosio, *Lecture Notes on Optimal Transport Problems*, Lectures notes of Euro Summer School “Mathematical aspects of evolving interfaces”, 2000.
- [AG13] L. Ambrosio and N. Gigli, *A user’s guide to Optimal Transport*, Lecture Notes in Mathematics, vol. 2062, Springer-Verlag, Berlin, 2013.
- [AGS05] L. Ambrosio, N. Gigli and G. Savaré, *Gradient Flows in Metric Spaces and in the Space of Probability Measures*, Birkhäuser Verlag, 2005.
- [AP03] L. Ambrosio and A. Pratelli, *Existence and stability results in the  $L^1$  theory of optimal transportation*, Lecture Notes in Mathematics, vol. 1813, Springer, Berlin, 2003.
- [BBI01] D. Burago, Y. Burago and D. Ivanov, *A course in metric geometry*, American Mathematical Society, 2001.
- [DM78] C. Dellacherie and P. A. Meyer, *Probabilities and potential*, North-Holland Mathematics Studies, vol. 29, North-Holland Publishing Company, Amsterdam, 1978.
- [Fed69] H. Federer, *Geometric measure theory*, Grundlehren der Mathematischen Wissenschaften, vol. 153, Springer, New York, 1969.
- [Gal17] S. Galatolo, *Statistical properties of Dynamics: Introduction to the functional analytic approach*, 2017. arXiv:1510.02615v2.
- [GL18] S. Galatolo and R. Lucena, *Spectral gap and quantitative statistical stability for systems with contracting fbers and lorenz-like maps*, 2018. arXiv:1507.08191v8.
- [GM13] L. Granieri and F. Maddalena, *Transport problems and disintegration maps*, ESAIM: Control, Optimisation and Calculus of Variations, vol. 19, n. 3, 2013.
- [OV14] K. Oliveira and M. Viana, *Fundamentos da Teoria Ergódica*, Sociedade Brasileira de Matemática, 2014.

- [Rok52] V. A. Rokhlin, *On the fundamental ideas of measure theory*, American Mathematical Society Translation, no. 71, 55, 1952. MR 0047744
- [Sim12] D. Simmons, *Conditional measures and conditional expectation; Rohlin's disintegration theorem*, Discrete & Continuous Dynamical Systems, vol. 32, 2012.
- [Vil03] C. Villani, *Topics in Optimal Transportation*, Graduate Studies in Mathematics, 58, American Mathematical Society, 2003.
- [Vil09] C. Villani, *Optimal Transport: old and new*, Grundlehren der Mathematischen Wissenschaften, 338, Springer-Verlag Berlin Heidelberg, 2009.
- [Von32] J. Von Neumann, *Zur Operatorenmethode in der klassischen Mechanik*. Annals of Mathematics, 33, 587-642, 1932.
- [Tue75] T. Tjur, *A Constructive Definition of Conditional Distributions*, Preprint 1975 No. 13, Institute of Mathematical Statistics, University of Copenhagen, 1975.

RENATA POSSOBON, INSTITUTE OF MATHEMATICS, DEPARTMENT OF APPLIED MATHEMATICS, UNIVERSIDADE ESTADUAL DE CAMPINAS, 13.083-859 CAMPINAS - SP, BRAZIL  
*Email address:* `re.possobon@gmail.com`

CHRISTIAN S. RODRIGUES, INSTITUTE OF MATHEMATICS, DEPARTMENT OF APPLIED MATHEMATICS, UNIVERSIDADE ESTADUAL DE CAMPINAS, 13.083-859 CAMPINAS - SP, BRAZIL, AND MAX-PLANCK-INSTITUTE FOR MATHEMATICS IN THE SCIENCES, INSELSTR. 22, 04103 LEIPZIG, GERMANY  
*Email address:* `rodrigues@ime.unicamp.br`