

On Robust Optimal Linear Feedback Stock Trading

Chung-Han Hsieh,* *Member, IEEE*

Abstract—The take-off point for this paper is the Simultaneous Long-Short (SLS) control class, which is known to guarantee the so-called robust positive expectation (RPE) property. That is, the expected cumulative trading gain-loss function is guaranteed to be positive for a broad class of stock price processes. This fact attracts many new extensions and ramifications to the SLS theory. However, it is arguable that a “systematic” way to select an optimal decision variable that is robust in the RPE sense is still unresolved. To this end, we propose a modified SLS control structure, which we call the *double linear feedback control scheme*, that allows us to solve the issue above for stock price processes involving independent returns. In this paper, we go beyond the existing literature by not only deriving explicit expressions for the expected value and variance of cumulative gain-loss function but also proving various theoretical results regarding *robust positive expected growth* and *monotonicity*. Subsequently, we propose a new *robust optimal gain selection problem* that seeks a solution maximizing the expected trading gain-loss subject to the prespecified standard deviation and RPE constraints. Under some mild conditions, we show that the optimal solution exists and is unique. Moreover, a simple graphical approach that allows one to systematically determine the optimal solution is also proposed. Finally, some numerical and empirical studies using historical price data are also provided to support our theory.

Index Terms—Financial Engineering, Stochastic Systems, Statistical Arbitrage, Algorithmic Stock Trading, Robustness.

I. INTRODUCTION

A trading system is said to be *robust* if it generates a robust return regardless of market direction. A consistently positive expected trading gain-loss is often used as a robustness metric. In particular, it is known that the so-called *Simultaneous Long-Short (SLS)* control scheme, see [1]–[6], guarantees the satisfaction of the so-called *Robust Positive Expectation (RPE)*; i.e., the cumulative trading gain-loss function is guaranteed to have positive expected value for a broad class of stock price processes. This fact attracts many new extensions and modifications to the SLS theory.

For example, the SLS theory involves RPE results with respect to stock prices having time-varying drift and volatility; see [7], prices generated from Merton’s diffusion model [8], generalization from a static linear feedback to the case of Proportional–Integral (PI) controllers [9], and discrete-time systems with delays [10]. More recently, in [11], an SLS control with cross-coupling is proposed to trade two stocks. In [12], a generalized RPE Theorem to the case of an SLS controller which can have different parameters for the long and short sides of the trade are studied. In [13], a problem formulation that treats prices as if they are disturbances and obtains the SLS controller parameters as the solution of an \mathcal{H}_∞ optimization problem. To close this brief introduction, we

mention some related studies using control-theoretic approach in stock trading scenario; e.g., see [14] for studying optimal selling rule and [6], [15] for studying optimal pair trading. While various extensions and ramifications are proposed to improve the SLS theory, what remains open is about how to “systematically” select an optimal decision variable. To this end, we propose a modified SLS structure, which we call the *double linear control scheme*, in a discrete-time setting with the aim at solving a new robust optimization problem that involves RPE as a robustness constraint. In contrast to the discrete-time framework considered here that the return can have arbitrary distribution, we mention that the existing SLS literature deal with returns that are typically generated by some continuous-time stochastic process such as geometric Brownian motion (GBM); see [2]–[4].

The main contributions of this paper are threefold: First, for a class of stock price processes involving independent returns with common mean and variance, we derive explicit expressions for the expected value and variance of the cumulative gain-loss function using the proposed double linear feedback control scheme. Then, we go beyond the existing literature by proving that our control structure not only guarantees RPE property but also guarantee some additional properties such as *robust positive growth* property and *monotonicity*. Second, with the aids of the results developed, we solve a new *robust optimal gain selection problem*, which can be viewed as a version of Markowitz’s mean-variance type optimization problem; see [16], [17], that involves RPE as an additional robustness constraint. We show that, under some mild conditions, the optimal solution exists and is unique, and more importantly, is robust in the RPE sense. Third, a systematic graphical approach to readily determine the optimal solution is provided. We also demonstrate, via empirical studies, that our theory has a great potentiality to extend from independent returns to the case of non-independent returns in practice.

A. Plan for the Reminder of the Paper

In Section II, we provide the problem formulation and some necessary preliminaries. The notion of RPE property and the robust optimal gain selection problem to be solved are discussed. Subsequently, in Section III, we study the trading performance of the proposed double linear feedback structure for stock involving independent returns. The robust positive expectation results and its ramifications such as robust positive growth property and monotonicity result are proved. Then, in Section IV, we solve the robust optimal gain selection problem. In Section V, we provide some empirical studies using historical stock price data to validate our theory. A possibility to extend our theory to a multi-asset stock trading scenario is also discussed. In Section VI, some concluding

*Chung-Han Hsieh is with the Department of Quantitative Finance, National Tsing Hua University, Hsinchu, Taiwan 30013, R.O.C. E-mail: ch.hsieh@mx.nthu.edu.tw.

remarks and possible future work are provided. Finally, in Appendix, a technical lemma that is useful to develop the result in this paper is provided.

II. PROBLEM FORMULATION

In this section, we provide the problem formulation and some necessary preliminaries.

A. Idealized Market Assumptions

Consistent with the existing literature; e.g., [4]–[6], [9]–[11], [18]–[20], we assume that stock trading occurs within an “idealized market,” which plays an important role of benchmark for the practical trading. That is, we assume zero transaction costs and perfect liquidity conditions. There is no bid-ask spread, and the trader can buy or sell any number of shares including fractions at the traded price. These assumptions being used here also pervade many of the finance literature in the context of *frictionless market*; see [21], [22].

B. Stock Prices and Returns

For $k = 0, 1, 2, \dots$, let $S(k) > 0$ be the underlying stock price at stage k . Then the associated *per-period return* is given by

$$X(k) := \frac{S(k+1) - S(k)}{S(k)}.$$

Assuming that $X_{\min} \leq X(k) \leq X_{\max}$ for all k almost surely with known bounds $-1 < X_{\min} < 0 < X_{\max} < \infty$ and X_{\min} and X_{\max} are in the support of $X(k)$. Also, the constraint $X_{\min} > -1$ with probability one means that the loss per time step is less than 100% and the price of stock cannot drop to zero. In addition, we assume further that $X(k)$ are independent returns with common mean $\mathbb{E}[X(k)] := \mu$ and common variance $\text{var}(X(k)) = \mathbb{E}[(X(k) - \mu)^2] := \sigma^2 \geq 0$ for all k , which are *unknown* to the trader.

C. Modified SLS: Double Linear Feedback Control

With initial account value $V(0) := V_0 > 0$, we split it into two parts as follows: Taking a fraction $\alpha \in [0, 1]$, we define $V_L(0) := \alpha V_0$ as the initial account value for *long* position and $V_S(0) := (1 - \alpha)V_0$ for *short* position. In finance, a long position means that the trader purchases shares of stock in the hope of making a profit from a subsequent rise in the price of the underlying stock. On the other hand, a short position means that the trader borrows shares from a broker in the hope of making a profit from a subsequent fall in the price of the stock; see [23], [24].

Then the *trading strategy* or *control law*, call it $u(\cdot)$, is given by

$$u(k) := u_L(k) + u_S(k)$$

where u_L and u_S are of two linear feedback forms¹:

$$\begin{cases} u_L(k) = KV_L(k); \\ u_S(k) = -KV_S(k) \end{cases} \quad (1)$$

¹We note here that the u_L denotes the trading strategy for going long and u_S denotes the trading strategy for going short. In addition, one can also express the control law in terms of number of shares to be traded. Indeed, let $n_L(k) := KV_L(k)/S(k)$ and $n_S(k) := KV_S(k)/S(k)$ be the number of shares to be traded for long and short positions, respectively.

where the feedback gain K satisfies

$$K \in \mathcal{K} := [0, K_{\max}]$$

with $K_{\max} := \min\{1, 1/X_{\max}\}$. Any $K \in \mathcal{K}$ is called *admissible* gain. The choice of the upper bound for \mathcal{K} above corresponds to assuring *survival* trades, see also a discussion in the next Section II-D to follow, and the trades are *cash-financed*; i.e., $|u(k)| \leq V(k)$ for all k with probability one; see Lemma 7.2 in Appendix. In the sequel, we refer to the control scheme above as the *double linear feedback control*.

The associated account values under u_L and u_S , denoted by $V_L(k)$ and $V_S(k)$, are described by the following stochastic recursive equations:

$$\begin{cases} V_L(k+1) = V_L(k) + X(k)u_L(k); \\ V_S(k+1) = V_S(k) + X(k)u_S(k). \end{cases}$$

This implies that

$$\begin{aligned} V_L(k) &= \prod_{j=0}^{k-1} (1 + KX(j))V_L(0); \\ V_S(k) &= \prod_{j=0}^{k-1} (1 - KX(j))V_S(0). \end{aligned}$$

Therefore, the overall account value at stage k is given by

$$\begin{aligned} V(k) &= V_L(k) + V_S(k) \\ &= V_0 \left(\alpha \prod_{j=0}^{k-1} (1 + KX(j)) + (1 - \alpha) \prod_{j=0}^{k-1} (1 - KX(j)) \right). \end{aligned}$$

Remark 2.1: (i) If $\alpha = 1$, the double linear feedback scheme reduces to the classical single (pure long) linear feedback; see [18]–[20]. (ii) Indeed, as seen later in this paper, the parameter α is the key to guarantee the RPE property. In Section III, we show that selecting $\alpha = 1/2$ guarantees RPE, which corresponds to split the initial account to long and short positions evenly. Hence, we refer to such a structure as the *balanced* double linear feedback control. (iii) In classical SLS theory; e.g., see [3], [4], the associated control law can be written as

$$\begin{cases} u_L(k) = u_0 + K(V_L(k) - V_L(0)); \\ u_S(k) = -u_0 - K(V_S(k) - V_S(0)) \end{cases}$$

for some initial investment $u_0 > 0$. Hence, it is readily verified that the classical SLS controller is equivalent to the balanced double linear feedback control with $\alpha = 1/2$ if one takes $u_0 := KV_0/2$ and $V_L(0) = V_S(0) := V_0/2$.

D. Survivability Considerations

As mentioned in previous subsection, every $K \in \mathcal{K}$ assures survivability; i.e., bankruptcy avoidance. That is, for all k , the K -value that can potentially lead to $V(k) < 0$ is disallowed. To see this, for $k = 0, 1, \dots$, we observe that

$$\begin{aligned} V(k) &\geq V_0 (\alpha(1 + KX_{\min})^k + (1 - \alpha)(1 - KX_{\max})^k) \\ &:= V_{\min}^*(k). \end{aligned}$$

Since $K \in \mathcal{K}$, $\alpha \in [0, 1]$ and $X_{\min} > -1$, it is readily verified that both of $1 + KX_{\min} \geq 0$ and $1 - KX_{\max} \geq 0$. Hence, for stage $k \geq 1$, $(1 + KX_{\min})^k \geq 0$ and $(1 - KX_{\max})^k \geq 0$. It follows that $V_{\min}^*(k) \geq 0$ for all k with probability one and the survivability of trade is assured for all $K \in \mathcal{K}$ and k .

E. A Robust Optimal Gain Selection Problem

Let $\mathcal{G}(\alpha, K, k) := V(k) - V_0$ be the *cumulative trading gain-loss function* up to stage k . In the sequel, we may use the shorthand notation

$$\bar{\mathcal{G}}(\alpha, K, k) := \mathbb{E}[\mathcal{G}(\alpha, K, k)]$$

for denoting the expected cumulative gain-loss. Having defined the function, we now state the RPE property formally.

Definition 2.2 (Robust Positive Expectation): A double linear control scheme is said to guarantee the *robust positive expectation* property if there exists a pair $(\alpha, K) \in [0, 1] \times \mathcal{K}$ such that for $k > 1$, the expected cumulative gain-loss function

$$\bar{\mathcal{G}}(\alpha, K, k) > 0$$

for all $\mu \neq 0$.

Remark 2.3: The term “robust” comes from the fact that the desired positivity of the expected gain-loss function is guaranteed regardless of the sign of μ . As seen later in Section III, we see that there is a single α^* such that the double linear feedback indeed preserves the RPE for all admissible $K > 0$. A natural follow-up question arises itself is that under which feedback gain K that is an “optimal” choice. To this end, in combination with the notion of RPE, we adopt the idea from celebrated Markowitz’s mean-standard deviation framework; see [16], [17], [23] to consider a new robust optimal gain selection problem stated below.

Problem 2.4 (Robust Optimal Gain Selection): For stage $k = 1, 2, \dots, N$, given a constant $s \in (0, s_{\max})$ with

$$s_{\max} := \text{std}(\mathcal{G}(1/2, K_{\max}, k))$$

being the standard deviation of $\mathcal{G}(1/2, K_{\max}, k)$, we seek a pair $(\alpha^*, K^*) \in [0, 1] \times \mathcal{K}$ which solves the following maximization problem:

$$\max_{(\alpha, K) \in [0, 1] \times \mathcal{K}} \mathbb{E}[\mathcal{G}(\alpha, K, k)]$$

subject to $\text{std}(\mathcal{G}(\alpha, K, k)) \leq s$ and the pair (α^*, K^*) guarantees the robust positive expectation property.

Furthermore, any admissible pair $(\alpha^*, K^*) \in [0, 1] \times \mathcal{K}$ that solves the constrained maximization problem above is called an optimal solution that is robust in the RPE sense.

III. ROBUST TRADING PERFORMANCE

In this section, we study the trading performance of the proposed double linear control structure.

A. Expected Gain-Loss and Variance

We begin by observing that the cumulative trading gain-loss function is given by

$$\begin{aligned} \mathcal{G}(\alpha, K, k) &= V(k) - V_0 \\ &= V_0 (\alpha R_+(k) + (1 - \alpha) R_-(k) - 1). \end{aligned}$$

where

$$R_+(k) := \prod_{j=0}^{k-1} (1 + KX(j)); \quad R_-(k) := \prod_{j=0}^{k-1} (1 - KX(j)).$$

The following lemma states the closed form expression of the expected value and variance of cumulative gain-loss function.

Lemma 3.1 (Expected Trading Gain-Loss and Variance): For stage $k = 0, 1, \dots$, fix $K \in \mathcal{K}$. The expected cumulative gain-loss function is given by

$$\bar{\mathcal{G}}(\alpha, K, k) = V_0 \left(\alpha (1 + K\mu)^k + (1 - \alpha) (1 - K\mu)^k - 1 \right).$$

Moreover, the corresponding variance is given by

$$\begin{aligned} \text{var}(\mathcal{G}(\alpha, K, k)) &= \alpha^2 V_0^2 ((1 + K\mu)^2 + K^2 \sigma^2)^k \\ &\quad + (1 - \alpha)^2 V_0^2 ((1 - K\mu)^2 + K^2 \sigma^2)^k \\ &\quad + 2\alpha(1 - \alpha) V_0^2 (1 - K^2(\sigma^2 + \mu^2))^k \\ &\quad - 2\alpha V_0^2 (1 + K\mu)^k - 2(1 - \alpha) V_0^2 (1 - K\mu)^k + V_0^2 \\ &\quad - V_0^2 \left(\alpha (1 + K\mu)^k + (1 - \alpha) (1 - K\mu)^k - 1 \right)^2. \end{aligned}$$

Of course, the standard deviation of cumulative trading gain or loss is $\text{std}(\mathcal{G}(\alpha, K, k)) = \sqrt{\text{var}(\mathcal{G}(\alpha, K, k))}$.

Proof. The machinery for the proof is elementary. In particular, let k be fixed. Using the fact that the returns $X(k)$ are independent and $\mathbb{E}[X(k)] = \mu$ for all k , we have

$$\begin{aligned} \bar{\mathcal{G}}(\alpha, K, k) &= V_0 \mathbb{E}[\alpha R_+(k) + (1 - \alpha) R_-(k) - 1] \\ &= V_0 \left(\alpha (1 + K\mu)^k + (1 - \alpha) (1 - K\mu)^k - 1 \right). \end{aligned}$$

To obtain the closed-form expression for variance, we proceed with a proof by a lengthy but straightforward calculation. Specifically, we note that $\text{var}(\mathcal{G}(\alpha, K, k)) = \mathbb{E}[\mathcal{G}^2(\alpha, K, k)] - (\mathbb{E}[\mathcal{G}(\alpha, K, k)])^2$. Since the second term is obtained in the earlier part of the proof, it remains to calculate the first term of the equality above. Using the facts that $X(k)$ are independent, $\mathbb{E}[X(k)] = \mu$, $\mathbb{E}[X^2(k)] = \sigma^2 + \mu^2$ for all k , and the linearity of expected value, a lengthy but straightforward calculation leads to

$$\begin{aligned} \text{var}(\mathcal{G}(\alpha, K, k)) &= \alpha^2 V_0^2 ((1 + K\mu)^2 + K^2 \sigma^2)^k \\ &\quad + (1 - \alpha)^2 V_0^2 ((1 - K\mu)^2 + K^2 \sigma^2)^k \\ &\quad + 2\alpha(1 - \alpha) V_0^2 (1 - K^2(\sigma^2 + \mu^2))^k \\ &\quad - 2\alpha V_0^2 (1 + K\mu)^k - 2(1 - \alpha) V_0^2 (1 - K\mu)^k + V_0^2 \\ &\quad - V_0^2 \left(\alpha (1 + K\mu)^k + (1 - \alpha) (1 - K\mu)^k - 1 \right)^2. \end{aligned}$$

To complete the proof, we note that the standard deviation $\text{std}(\mathcal{G}(\alpha, K, k)) = \sqrt{\text{var}(\mathcal{G}(\alpha, K, k))}$. \square

Remark 3.2: (i) As a sanity test, if one decides not to trade; i.e., $K = 0$, then $\bar{\mathcal{G}}(\alpha, K, k) = \text{var}(\mathcal{G}(\alpha, K, k)) = 0$. (ii) If there is no uncertainty on the return; i.e., $\sigma := 0$, then a straightforward calculation leads to $\text{var}(\mathcal{G}(\alpha, K, k)) = 0$. (iii) If the returns has no trend; i.e., $\mu = 0$, then it follows that $\bar{\mathcal{G}}(\alpha, K, k) = 0$ and

$$\begin{aligned} \text{var}(\mathcal{G}(K, k)) &= (\alpha^2 + (1 - \alpha)^2)V_0^2(1 + K^2\sigma^2)^k \\ &\quad + 2\alpha(1 - \alpha)V_0^2(1 - K^2\sigma^2)^k - V_0^2. \end{aligned}$$

B. Robust Positive Expectation

With the aids of the Lemma 3.1, we now state our first result regarding the robust positive expectation property.

Theorem 3.3 (Robust Positive Expectation): Consider the double linear feedback with $\alpha = 1/2$. For all $k > 1$, the expected cumulative trading gain-loss satisfies

$$\bar{\mathcal{G}}(1/2, K, k) > 0$$

for all $K \in \mathcal{K}$ with $K > 0$ and all $\mu \neq 0$. Moreover, if $K\mu = 0$, we have $\bar{\mathcal{G}}(1/2, K, k) = 0$.

Proof. Fix $k > 1$ and $K \in \mathcal{K}$. With $\alpha = 1/2$, Lemma 3.1 tells us that

$$\bar{\mathcal{G}}(1/2, K, k) = \frac{V_0}{2} \left((1 + K\mu)^k + (1 - K\mu)^k - 2 \right).$$

If $K\mu = 0$, which corresponds to either $K = 0$ or $\mu = 0$, it is trivial to see that $\bar{\mathcal{G}}(1/2, K, 1) = 0$. On the other hand, if $\mu \neq 0$ and $K > 0$, then $K\mu \neq 0$. By virtue of the basic fact that $(1 + x)^k + (1 - x)^k > 2$ for all $x \neq 0$ and $k > 1$, the desired positivity is guaranteed. \square

Remark 3.4: (i) Theorem 3.3 is consistent with the existing SLS theory; e.g., see [6], [10]. (ii) The theorem indicates that by fixing a single $\alpha^* = 1/2$, the RPE property is preserved for all admissible $K > 0$. This fact imply that one may have an extra degree of freedom to select an “optimal” K without affecting the desired positivity. (iii) If $\alpha \neq 1/2$, the RPE property may fail to hold; see next example to follow.

Example 3.5 (Uneven Alpha): Consider $k = 2$, $\alpha = 1/4$, $V_0 = 1$, and $K \in \mathcal{K}$ with $K > 0$. According to Lemma 3.1, the corresponding expected cumulative trading gain-loss is given by

$$\begin{aligned} \bar{\mathcal{G}}(1/4, K, 2) &= \frac{1}{4}(1 + K\mu)^2 + \frac{3}{4}(1 - K\mu)^2 - 1 \\ &= -K\mu(1 - K\mu). \end{aligned}$$

If $\mu \in (0, X_{\max})$, it follows that $0 < K\mu < 1$. Hence, we have $\bar{\mathcal{G}}(1/4, K, 2) < 0$. For example, if $K\mu = 1/4$, then $\bar{\mathcal{G}}(1/4, K, 2) \approx -0.188 < 0$; i.e., an expected trading loss is seen. Additionally, by fixing an admissible $K > 0$, we can see that the RPE fails up to some k . For example, take the same parameter $\alpha = 1/4$, if $K = \mu = 1/2$, then $\bar{\mathcal{G}}(1/4, 1/2, k) < 0$ for $1 \leq k \leq 5$; see Figure 1. In general, for any double linear feedback with $\alpha \neq 1/2$, the robust positive expectation may fail to hold. This is summarized in the Lemma 3.6 below.

Lemma 3.6 (Failure of RPE): Let $K \in \mathcal{K}$ with $K > 0$. If $\alpha = 0$ and $\mu > 0$, then $\bar{\mathcal{G}}(\alpha, K, k) < 0$ for all $k > 1$.

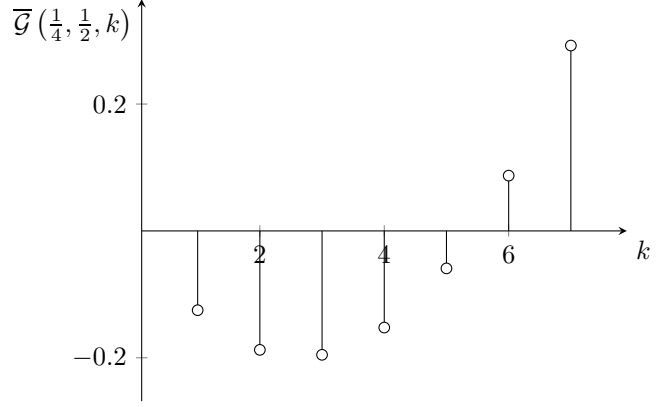


Figure 1. Visualization of $\bar{\mathcal{G}}(1/4, 1/2, k)$.

If $\alpha = 1$ and $\mu < 0$, $\bar{\mathcal{G}}(\alpha, K, k) < 0$ for all $k > 1$. Moreover, if $\alpha \in (0, 1)$ but $\alpha \neq 1/2$, then for all $k > 1$, there exist $\mu \neq 0$ such that $\bar{\mathcal{G}}(\alpha, K, k) < 0$.

Proof. Fix $\alpha \neq 1/2$ and $K \in \mathcal{K}$ with $K > 0$. Without loss of generality, set $V_0 := 1$. We rewrite the expected cumulative gain-loss function as

$$\begin{aligned} \bar{\mathcal{G}}(\alpha, K, k) &= \alpha(1 + \theta)^k + (1 - \alpha)(1 - \theta)^k - 1 \\ &:= \bar{\mathcal{G}}(\alpha, \theta, k) \end{aligned}$$

where $\theta := K\mu$. To establish the proof, it suffices to show that there exists $\theta \neq 0$ such that the expected trading gain-loss function is negative up to some $k > 1$. Since $\mu \in (-1, X_{\max}]$ and $K \in \mathcal{K}$, it follows that $-1 < \theta \leq 1$. We now begin by noting that for $\alpha = 0$, then $\bar{\mathcal{G}}(0, \theta, k) = (1 - \theta)^k - 1$. Therefore, any $\theta > 0$ would make $\bar{\mathcal{G}}(0, \theta, k) < 0$ for all $k > 1$. Similarly, for $\alpha = 1$, then $\bar{\mathcal{G}}(1, \theta, k) = (1 + \theta)^k - 1$. Hence, any $\theta < 0$ would make $\bar{\mathcal{G}}(1, \theta, k) < 0$ for all $k > 1$.

We now analyze the remaining case: That is, let $\alpha \in (0, 1)$ but $\alpha \neq 1/2$. Note that $\theta = 0$ implies $\bar{\mathcal{G}}(\alpha, 0, k) = 0$ for all $k > 1$. By taking the derivative with respect to θ and evaluate the value at $\theta = 0$, we obtain

$$\left. \frac{\partial}{\partial \theta} \bar{\mathcal{G}}(\alpha, \theta, k) \right|_{\theta=0} = k(2\alpha - 1). \quad (2)$$

Also, note that the second derivative

$$\begin{aligned} \frac{\partial^2}{\partial \theta^2} \bar{\mathcal{G}}(\alpha, \theta, k) &= k(k-1)[\alpha(1 + \theta)^{k-2} + (1 - \alpha)(1 - \theta)^{k-2}] \\ &\geq k(k-1)\alpha(1 + \theta)^{k-2} \\ &> 0 \end{aligned}$$

which implies that $\bar{\mathcal{G}}(\alpha, \theta, k)$ is strictly convex in θ for all k . Let $k > 1$ be fixed. We now split into two cases:

Case 1: For $\alpha \in (0, 1/2)$, the derivative (2) at $\theta = 0$ is strictly negative. In combination with the facts that the continuity and strict convexity of $\bar{\mathcal{G}}$, it implies that there exists sufficiently small $\theta > 0$ such that $\bar{\mathcal{G}}(\alpha, \theta, k) < 0$.

Case 2: For $\alpha \in (1/2, 1)$, then the derivative (2) at $\theta = 0$ is strictly positive. Hence, with the aid of strict convexity and continuity of $\bar{\mathcal{G}}$, it implies that there exists sufficiently small $\theta < 0$ such that $\bar{\mathcal{G}}(\alpha, \theta, k) < 0$. \square

Remark 3.7: With the aids of Theorem 3.3 and Lemma 3.6, we conclude that $\alpha = 1/2$ uniquely guarantees the RPE property. For double linear feedback scheme with $\alpha = 1/2$, one can also show a somewhat stronger result than robust positive expectation. That is, the expected cumulative gain-loss function, not only positive, but is monotonically increasing in time k . This is summarized in the following theorem.

Theorem 3.8 (Robust Expected Growth): *Consider a double linear feedback control with $\alpha = 1/2$. Then, for $k \geq 1$, the expected cumulative gain-loss function satisfies*

$$\overline{\mathcal{G}}(1/2, K, k+1) \geq \overline{\mathcal{G}}(1/2, K, k)$$

for all $K \in \mathcal{K}$ and all $\mu > -1$.

Proof. Let $k \geq 1$. With $\alpha = 1/2$, Lemma 3.1 tells us that

$$\overline{\mathcal{G}}(1/2, K, k) = \frac{V_0}{2} (f(K, \mu, k) - 2)$$

where

$$f(K, \mu, k) := (1 + K\mu)^k + (1 - K\mu)^k.$$

Then, to prove the desired robust growth property, it suffices to show that $f(K, \mu, k+1) \geq f(K, \mu, k)$ for all $K \in \mathcal{K}$ and $\mu > -1$. Observe that

$$f(K, \mu, k+1) = f(K, \mu, k) + K\mu[(1 + K\mu)^k - (1 - K\mu)^k].$$

Since $\mu \in (-1, X_{\max}]$ and $K \in \mathcal{K}$, we have $K\mu \in (-1, 1]$. Hence, if $K\mu = 0$; i.e., $K = 0$ or $\mu = 0$, it follows that $f(K, \mu, k+1) = f(K, \mu, k)$. On the other hand, if $K\mu \neq 0$; i.e., $K \in \mathcal{K}$ with $K > 0$ and $\mu \neq 0$, using the basic fact that $a((1+a)^k - (1-a)^k) > 0$ for $a \neq 0$ and all $k \geq 1$, we obtain $f(K, \mu, k+1) > f(K, \mu, k)$. Therefore, we conclude that $f(K, \mu, k+1) \geq f(K, \mu, k)$. \square

C. Monotonicity Lemma

In this subsection, we focus on an alternative monotonicity property of the double linear feedback scheme that is useful for us to solve the robust optimal gain selection problem stated in previously Section II.

Lemma 3.9 (Monotonicity Increasingness): *For $k > 1$ and $\alpha = 1/2$, both of the expected cumulative gain-loss $\overline{\mathcal{G}}(1/2, K, k)$ and the variance $\text{var}(\mathcal{G}(1/2, K, k))$ is monotonically increasing in $K \in \mathcal{K}$. Moreover, if $\mu \neq 0$ and $k > 1$ then $\overline{\mathcal{G}}(1/2, K, k)$ is strictly increasing in $K \in \mathcal{K}$. If $\sigma > 0$, then variance $\text{var}(\mathcal{G}(1/2, K, k))$ is also strictly increasing in $K \in \mathcal{K}$.*

Proof. Fix $k > 1$ and $\alpha = 1/2$. Without loss of generality, we set $V_0 := 1$. To show that $\overline{\mathcal{G}}(1/2, K, k)$ is increasing, we note that

$$\frac{\partial}{\partial K} \overline{\mathcal{G}}(1/2, K, k) = \frac{k\mu}{2} \left((1 + K\mu)^{k-1} - (1 - K\mu)^{k-1} \right).$$

Now we split into two cases:

Case 1: For $\mu \in [0, X_{\max}]$, since $k > 1$ and $K \in \mathcal{K}$, it is readily verified that $(1 + K\mu) \geq (1 - K\mu) \geq 0$. Therefore, $(1 + K\mu)^{k-1} \geq (1 - K\mu)^{k-1}$. Hence, $\frac{\partial}{\partial K} \overline{\mathcal{G}}(1/2, K, k) \geq 0$.

Case 2: For $\mu \in (-1, 0)$, then $0 \leq (1 + K\mu) \leq (1 - K\mu)$, which implies that $(1 + K\mu)^{k-1} \leq (1 - K\mu)^{k-1}$. Hence, we again have $\frac{\partial}{\partial K} \overline{\mathcal{G}}(1/2, K, k) \geq 0$. In combination of the two cases above, we conclude that $\overline{\mathcal{G}}(1/2, K, k)$ is monotonically increasing in $K \in \mathcal{K}$. Additionally, if $\mu \neq 0$ and $k > 1$, then it is readily verified that the derivative is strictly positive for all admissible $K > 0$. In combination with the facts that $\overline{\mathcal{G}}(1/2, K, k)$ is continuous on $\mathcal{K} = [0, K_{\max}]$, differentiable on $(0, K_{\max})$, it implies that the expected cumulative trading gain-loss function is strictly increasing on \mathcal{K} ; see also [25, Theorem 5.14].

Using the similar idea, we now prove that the variance is also monotonically increasing in K . Take the derivative of variance, a straightforward calculation leads to

$$\begin{aligned} & \frac{\partial}{\partial K} \text{var}(\mathcal{G}(1/2, K, k)) \\ &= \frac{k\mu}{2} [((1 + K\mu)^2 + K^2\sigma^2)^{k-1} - ((1 - K\mu)^2 + K^2\sigma^2)^{k-1}] \\ &+ \frac{k}{2} ((1 + K\mu)^2 + K^2\sigma^2)^{k-1} K(\sigma^2 + \mu^2) \\ &+ \frac{k}{2} ((1 - K\mu)^2 + K^2\sigma^2)^{k-1} K(\sigma^2 + \mu^2) \\ &- k(1 - K^2(\sigma^2 + \mu^2))^{k-1} K(\sigma^2 + \mu^2) \\ &- \frac{k\mu}{2} ((1 + K\mu)^{k-1} - (1 - K\mu)^{k-1}) [(1 + K\mu)^k + (1 - K\mu)^k]. \end{aligned}$$

Use part (i) of Lemma 7.1 to bound the second and third terms, we obtain

$$\begin{aligned} & \frac{\partial}{\partial K} \text{var}(\mathcal{G}(1/2, K, k)) \\ &\geq \frac{k\mu}{2} [((1 + K\mu)^2 + K^2\sigma^2)^{k-1} - ((1 - K\mu)^2 + K^2\sigma^2)^{k-1}] \\ &+ \frac{k}{2} ((1 + K\mu)^2)^{k-1} + ((1 - K\mu)^2)^{k-1} K(\sigma^2 + \mu^2) \\ &- k(1 - K^2(\sigma^2 + \mu^2))^{k-1} K(\sigma^2 + \mu^2) \\ &- \frac{k\mu}{2} ((1 + K\mu)^{k-1} - (1 - K\mu)^{k-1}) [(1 + K\mu)^k + (1 - K\mu)^k]. \end{aligned}$$

Now, observe that the last term

$$\begin{aligned} & ((1 + K\mu)^{k-1} - (1 - K\mu)^{k-1}) [(1 + K\mu)^k + (1 - K\mu)^k] \\ &= ((1 + K\mu)^2)^{k-1} - ((1 - K\mu)^2)^{k-1} \\ &+ K\mu [((1 + K\mu)^2)^{k-1} + ((1 - K\mu)^2)^{k-1}] \\ &- 2K\mu(1 - K^2\mu^2)^{k-1}. \end{aligned}$$

Thus, use the equality above, a lengthy but straightforward calculation leads to

$$\begin{aligned} & \frac{\partial}{\partial K} \text{var}(\mathcal{G}(1/2, K, k)) \\ &\geq \frac{k\mu}{2} [((1 + K\mu)^2 + K^2\sigma^2)^{k-1} - ((1 - K\mu)^2 + K^2\sigma^2)^{k-1}] \\ &+ \frac{k}{2} ((1 + K\mu)^2)^{k-1} + ((1 - K\mu)^2)^{k-1} K\sigma^2 \\ &- k(1 - K^2(\sigma^2 + \mu^2))^{k-1} K(\sigma^2 + \mu^2) \\ &- \frac{k\mu}{2} [((1 + K\mu)^2)^{k-1} - ((1 - K\mu)^2)^{k-1}] \\ &+ kK\mu^2(1 - K^2\mu^2)^{k-1}. \end{aligned} \tag{3}$$

Applying part (ii) of Lemma 7.1; i.e.,

$$\begin{aligned} & \mu [((1 + K\mu)^2 + K^2\sigma^2)^{k-1} - ((1 - K\mu)^2 + K^2\sigma^2)^{k-1}] \\ &\geq \mu [((1 + K\mu)^2)^{k-1} - ((1 - K\mu)^2)^{k-1}] \end{aligned}$$

to lower bound the first term of inequality (3), we have

$$\begin{aligned} & \frac{\partial}{\partial K} \text{var}(\mathcal{G}(1/2, K, k)) \\ & \geq \frac{k}{2} ((1 + K\mu)^2)^{k-1} + ((1 - K\mu)^2)^{k-1} K\sigma^2 \\ & \quad - k(1 - K^2(\sigma^2 + \mu^2))^{k-1} K\sigma^2 \\ & \quad + kK\mu^2[(1 - K^2\mu^2)^{k-1} - (1 - K^2(\sigma^2 + \mu^2))^{k-1}]. \end{aligned} \quad (4)$$

Note that since $K \in \mathcal{K}$, the term

$$1 - K^2(\sigma^2 + \mu^2) = 1 - K^2\mathbb{E}[X^2(0)] \geq 1 - K^2X_{\max}^2 \geq 0.$$

Therefore, the last term of inequality (4) is nonnegative since $(1 - K^2\mu^2)^{k-1} \geq (1 - K^2(\sigma^2 + \mu^2))^{k-1}$. Also, by part (iii) of Lemma 7.1, we have

$$((1 + K\mu)^2)^{k-1} + ((1 - K\mu)^2)^{k-1} \geq 2(1 - K^2\mu^2)^{k-1}.$$

This implies that the sum of the first two terms of inequality (4) are also nonnegative. Therefore, we conclude $\frac{\partial}{\partial K} \text{var}(\mathcal{G}(1/2, K, k)) \geq 0$ and the variance is monotonically increasing. To complete the proof, we note that if $\sigma > 0$, then it is readily verified that the lower bound (4) is strictly positive for all admissible $K > 0$. Hence, $\frac{\partial}{\partial K} \text{var}(\mathcal{G}(1/2, K, k)) > 0$. In combination with the facts that $\text{var}(\mathcal{G}(1/2, K, k))$ is continuous on $\mathcal{K} = [0, K_{\max}]$, differentiable on $(0, K_{\max})$, it follows that the variance is strictly increasing on \mathcal{K} . \square

IV. ROBUST OPTIMAL GAIN SELECTION

Equipped with the results obtained in Section III, we are now ready to solve the robust optimal gain selection problem stated in Section II. The following theorem address the existence and uniqueness of the optimal solution.

Theorem 4.1 (Existence and Uniqueness): *For $1 < k \leq N$, given the targeted standard deviation $s \in (0, s_{\max})$ with $s_{\max} = \text{std}(\mathcal{G}(1/2, K_{\max}, k))$. If $\mu \neq 0$ and $\sigma > 0$, then there exists a unique pair $(\alpha, K) = (1/2, K^*)$ with $K^* > 0$ which solves the robust optimal gain selection problem; i.e.,*

$$\max_{(\alpha, K) \in [0, 1] \times \mathcal{K}} \mathcal{G}(\alpha, K, k) = \mathcal{G}(1/2, K^*, k).$$

subject to $\text{std}(\mathcal{G}(K^, k)) \leq s$ and the pair $(1/2, K^*)$ guarantees RPE property.*

Proof. Since $\mu \neq 0$ and $k > 1$, Robust Positive Expectation Theorem 3.3 and Lemma 3.6 imply that $\alpha = 1/2$ is the unique choice guaranteeing the desired RPE property for all admissible $K \in \mathcal{K}$ with $K > 0$.

Hence, to complete the proof, it remains to determine K^* . Fix constant $s \in (0, s_{\max})$ and integer $1 < k \leq N$. We begin by noting that the standard deviation $\text{std}(\mathcal{G}(1/2, K, k))$ is continuous in $K \in \mathcal{K}$ and

$$0 = \text{std}(\mathcal{G}(1/2, 0, k)) < s < \text{std}(\mathcal{G}(1/2, K_{\max}, k)) = s_{\max}.$$

Applying the intermediate value theorem, e.g., see [26], it follows that there is a $K \in \mathcal{K}$, call it K^* , such that $\text{std}(\mathcal{G}(1/2, K^*, k)) = s$. We now move to show that $K^* \neq 0$. Suppose to the contrary that $K^* = 0$,

then it implies that $\text{std}(\mathcal{G}(1/2, K^*, k)) = 0 = s$, which is contradicting to $s > 0$. Therefore, $K^* > 0$. Next, we show the uniqueness of K^* . Since $\mu \neq 0$ and $\sigma > 0$, Lemma 3.9 tells us that the variance is strictly increasing in K , so does standard deviation, which implies that K^* is unique. Finally, we show that the maximal expected value is attained by K^* . To see this, we note that since $\mathcal{G}(1/2, K, k)$ is also strictly increasing in K when $\mu \neq 0$, it follows that, under the constraint $\text{std}(\mathcal{G}(1/2, K, k)) \leq s$,

$$0 < \max_{K \in \mathcal{K}} \mathcal{G}(1/2, K, k) = \mathcal{G}(1/2, K^*, k).$$

Therefore, in combinations of the above results we just proved, we conclude that the pair $(\alpha, K) = (1/2, K^*)$ solves the robust optimal gain selection problem. \square

Remark 4.2: Having established the existence and uniqueness of $(\alpha, K) = (1/2, K^*)$, what remains missing is about how to find such a optimal gain K^* in a systematic way. The next subsection suggests a simple graphical approach to address this issue.

A. Graphical Approach to Finding the Optimal Solution

Fix $\alpha = 1/2$. For a fixed integer $1 < k \leq N$, define a mapping $K \mapsto (\text{std}(\mathcal{G}(1/2, K, k)), \mathcal{G}(1/2, K, k)) \in \mathbb{R}^2$. As K varies, the resulting point $(\text{std}(\mathcal{G}(K, k)), \mathcal{G}(K, k))$ traced out a plane curve \mathcal{C} , parameterized by K , in the mean-standard deviation plane. That is

$$\mathcal{C} := \{(\text{std}(\mathcal{G}(1/2, K, k)), \mathcal{G}(1/2, K, k)) : K \in \mathcal{K}\} \subset \mathbb{R}_+^2$$

where $\mathbb{R}_+^2 := \{(x, y) \in \mathbb{R}^2 : x \geq 0, y \geq 0\}$. Note that $K = 0$ implies $(\text{std}(\mathcal{G}(\alpha, 0, k)), \mathcal{G}(\alpha, 0, k)) = (0, 0)$, which corresponds to origin on \mathbb{R}^2 . If $\mu \neq 0$ and $\sigma > 0$, Monotonicity Lemma 3.9 implies that the plane curve \mathcal{C} generated by map $K \mapsto (\text{std}(\mathcal{G}(1/2, K, k)), \mathcal{G}(1/2, K, k))$ is strictly increasing for all $K \in \mathcal{K}$.

Graphical Approach: Once the target standard deviation parameter $s \in (0, s_{\max})$ is specified, we can immediately locate the maximal achievable value of the expected gain-loss $\mathcal{G}(1/2, K^*, k)$ on the mean-standard deviation plane by intersecting the increasing curve \mathcal{C} with the vertical line $\text{std}(\mathcal{G}(1/2, K, k)) = s$. Since \mathcal{G} is also strictly increasing in K , it has an inverse map, which allows one to deduce back the corresponding optimal gain K^* that attains the value $\mathcal{G}(1/2, K^*, k)$. The following simple example illustrates this idea.

Example 4.3 (A Toy Example): Let initial account value be $V_0 := 1$. We work with an assumed stochastic model of the stock price processes with independent returns $X(k) \in (-1, 1]$ having mean $\mu := -0.1$ and standard deviation $\sigma := 0.15$, which represents a downward trending stock.² By varying $K \in \mathcal{K} = [0, 1]$, we depict the corresponding mean-standard deviation curves for various $k = 10, 30, 60$, and 90 in Figure 2.

²The parameters μ and σ selected here are “typical” in annualized sense in stock trading scenario; see [23] for detailed discussion. In practice, μ and σ are unknown to the trader; hence, one possible way is to estimate these two quantities directly. The other way is to estimate the expected value and variance of gain-loss function via Monte-Carlo simulations; see Section V.

The balanced linear feedbacks which correspond to $\alpha = 1/2$ are depicted in red-colored curves and typical linear controls which corresponds to $\alpha = 1$ are in black-colored curves. We see immediately that expected gain-loss function are positive for $K > 0$, which is consistent with our theory.

Suppose one declares the target standard deviation $s := 0.3$, which corresponds to a black-colored vertical (dotted) straight line $\text{std}(\bar{\mathcal{G}}(1/2, K, k)) := s$ depicted in Figure 2. The corresponding optimal expected cumulative gain-loss can be found by intersecting the curves with the vertical straight line. In the figure, we see that $\bar{\mathcal{G}}(1/2, K, k) \approx 0.82, 0.69, 0.49$, and 0.28 for $k = 90, 60, 30, 10$, respectively. Since the expected cumulative gain-loss function is strictly increasing in $K \in \mathcal{K}$, the inverse exists. Hence, we can trace back the associated optimal feedback gain $K^* \approx 0.137, 0.188, 0.327$, and 0.786 for $k = 90, 60, 30, 10$, respectively.

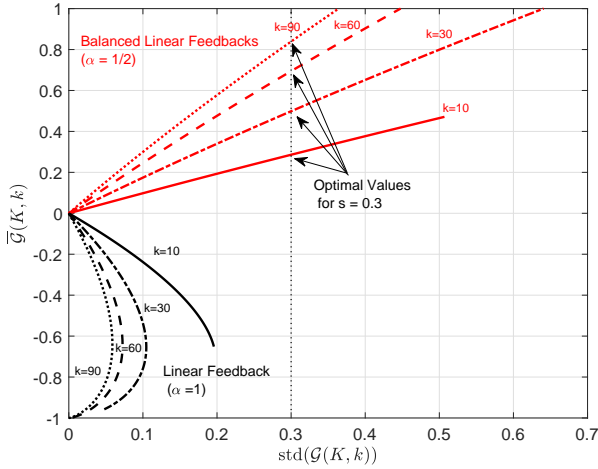


Figure 2. Mean-Standard Deviation Curves.

It is also interesting to note that, in this example, the balanced double linear feedback scheme is *efficient* compared with the classical single linear feedback in the following sense: Let $k > 1$ be fixed, under the same feasible standard deviation level $s > 0$, the balanced linear feedbacks always has a higher expected cumulative gain for all admissible gain $K > 0$.

V. TRADING WITH HISTORICAL DATA

In this section, we demonstrate the applicability of our theory using historical price data and show how the graphical approach might also be applied in practice.

A. Trading With Single Stock

Here we consider the Tesla Motors (ticker: TSLA) from a half-year period from January 02, 2019 to June 30, 2019 which involves total $m = 125$ trading days and the price has a downward trending pattern; see the red-colored trajectory depicted in Figure 3. The figure also shows an *additional* half-year within the period from July 01, 2019 to December 31, 2019 of stock prices, which has an upward trending pattern. The first segment of the price (red-colored trajectory) will be used to carry out the optimization and obtain optimal K^* . Then,

having obtained K^* , we carry out the *out-of-sample* test for the second segment of the stock price (blue-colored trajectory).

Specifically, let $s(k)$ be the daily closing adjusted prices and take

$$x(k) = (s(k+1) - s(k))/s(k)$$

be the associated *realized* returns for stages $k = 1, 2, \dots, m$ for $m = 125$. The return process for $x(k)$ is shown in Figure 4, which reveals a somewhat stationary pattern.

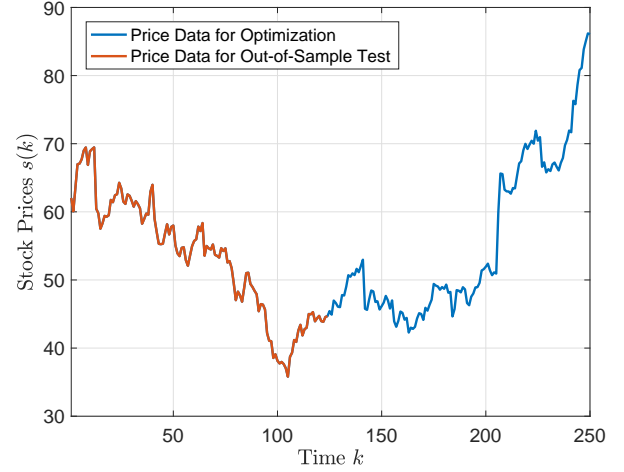


Figure 3. TSLA Historical Price



Figure 4. TSLA Historical Return Process

Now we use the price data $s(k)$ to estimate a probability mass function (PMF). That is, letting $x_i := x(i-1)$ denote the i th calculated return for $i = 1, 2, \dots, m$, we obtain the estimated PMF of the returns as the sum of Dirac Delta functions

$$\hat{f}_X(x) = \frac{1}{125} \sum_{i=1}^{125} \delta(x - x_i)$$

which is used as input to the optimization to be carried out. This PMF has $X_{\min} = -0.1361$ and $X_{\max} = 0.1767$, which implies that $\mathcal{K} = [0, 1]$ for the optimization problem to be

solved. Now, fix $\alpha = 1/2$, we use the empirical PMF to evaluate the expected value and variance of the cumulative gain-loss function for each fixed K . Specifically, we perform Monte-Carlo simulation to generate 50,000 sample paths for $s(k)$ from the PMF. By varying $K \in \mathcal{K}$, we depict the empirical curve, call it \mathcal{C}_e , given by

$$\mathcal{C}_e = \{(\text{std}(\mathcal{G}(1/2, K, 125)), \overline{\mathcal{G}}(1/2, K, 125)) : K \in \mathcal{K}\}$$

on the mean-standard deviation plane; see Figure 5. Consistent with our theory, the curve is strictly increasing in $K \in \mathcal{K}$.

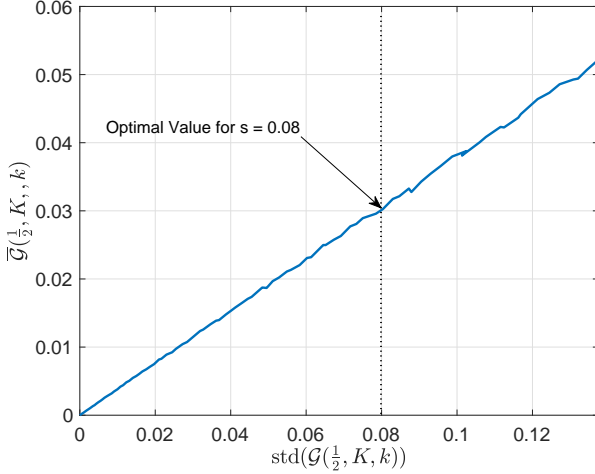


Figure 5. Empirical Mean-Standard Deviation Curve \mathcal{C}_e

Now, suppose that we are only able to tolerate $\text{std}(\mathcal{G}(1/2, K, 125)) \leq s := 0.08$, which corresponds to the black-colored dotted vertical line in Figure 5. Then, by intersecting the curve \mathcal{C} with the vertical line, we obtain the corresponding maximal expected cumulative trading gain-loss $\overline{\mathcal{G}}(1/2, K^*, 125) \approx 0.03$ and the associated optimal feedback gain is $K^* \approx 0.75$. We then use this optimal K^* to evaluate the out-of-sample performance for the second segment of stock price given in Figure 3. Beginning with $V_0 = \$1$, the resulting cumulative trading gain-loss for $k \geq 125$ is depicted in Figure 6. From the figure, we see an about 10% positive cumulative gain in the end of this trading period.

Remark 5.1: The strict increasing property of the mean-standard deviation curve \mathcal{C}_e also holds for different stocks; see next example to follow. This observation suggest that, while our theory is developed for stock involving independent returns, the proposed double linear feedback scheme and the graphical approach has a great potential to extend to non-independent returns; e.g., stationary returns including serial correlation, time-varying conditional volatilities, jumps, and other empirically relevant phenomena; e.g., see [27], [28].

B. Trading with the Multiple Assets

We now illustrate one possibility of applying the proposed double linear feedback scheme to trade multiple risky assets. The main idea is as follows: For each asset, we specify

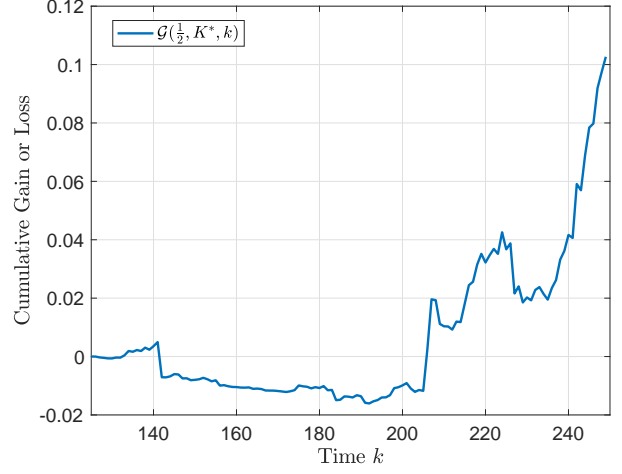


Figure 6. Out-of-Sample Cumulative Gain or Loss Trajectory

an “independent” double linear feedback scheme to trade that asset. Then, the theory developed in the prior sections holds for each individual asset; hence, it is readily extended to the multi-stock case.

Specifically, we consider a portfolio consisting of $m \geq 1$ risky assets and for $i = 1, 2, \dots, m$, the i th asset involves return process $\{X_i(k) : k \geq 0\}$ that is independent in k and is with common mean μ_i and common variance σ_i^2 . Let $V_0 > 0$ be the trader’s initial account value, to apply the double linear feedback scheme, we first equally distributed it to the m assets; i.e., each asset has initial account V_0/m . To guarantee the RPE property for each individual asset, we require $\alpha := 1/2$, which suggests we further distribute the initial account so that

$$V_{L,i}(0) = V_{S,i}(0) := V_0/(2m)$$

for $i = 1, 2, \dots, m$; see also Figure 7.

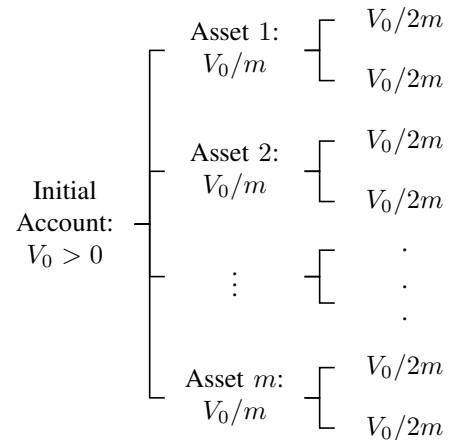


Figure 7. Initial Account Distribution for m Risky Assets

Then, similar to the single stock case, for each of the asset, we specify a balanced double linear feedback controller with gain $K_i \in \mathcal{K}$. That is, for $i = 1, 2, \dots, m$, we define

$$u_i(k) := u_{L,i}(k) + u_{S,i}(k)$$

where $u_{L,i}$ and $u_{S,i}$ are of the form of linear feedback as introduced in Section II:

$$\begin{cases} u_{L,i}(k) := K_i V_{L,i}(k) \\ u_{S,i}(k) := -K_i V_{S,i}(k). \end{cases}$$

Then, the account value dynamics for the i th asset is given by

$$\begin{aligned} V_{L,i}(k+1) &= V_{L,i}(k) + X_i(k)u_{L,i}(k); \\ V_{S,i}(k+1) &= V_{S,i}(k) + X_i(k)u_{S,i}(k) \end{aligned}$$

which implies

$$\begin{aligned} V_{L,i}(k) &= \frac{V_0}{2m} \prod_{j=0}^{k-1} (1 + K_i X_i(j)); \\ V_{S,i}(k) &= \frac{V_0}{2m} \prod_{j=0}^{k-1} (1 - K_i X_i(j)). \end{aligned}$$

For $i = 1, 2, \dots, m$, the account value for the i th asset is given by $V_i(k) = V_{L,i}(k) + V_{S,i}(k)$. Hence the cumulative trading gain-loss for the i th asset is $\mathcal{G}_i(1/2, K, k) = V_i(k) - V_i(0)$. It follows that the overall cumulative trading gain-loss is

$$\mathcal{G}(1/2, K, k) = \sum_{i=1}^m \mathcal{G}_i(1/2, K, k)$$

It is important to note that, for each i th asset, all of the established results such as the RPE property, the robust growth, monotonicity lemma, and cash-financing property hold automatically. Hence, all of the techniques we developed in prior sections apply.

Example 5.2 (Illustrative Three-Stock Example): To illustrate the idea described above, we consider three assets as portfolio candidates within the same duration considered in the previous TSLA example in Section V; i.e., January 02, 2019, to June 30, 2019, with a total of 125 trading days. Asset 1 is Tesla Motor (Ticker: TSLA), Asset 2 is Microsoft Corporation (Ticker: MSFT), and Asset 3 is Amazon.com, Inc. (Ticker: AMZN). The realized price trajectories for the three stocks are shown in Figure 8. Similar to the previous TSLA example, the figure also shows an additional half-year within the period from July 01, 2019 to December 31, 2019 for each three stock.

Begin with initial account value $V_0 := \$100$ and $\alpha = 1/2$, we use the same procedure described in the prior TSLA example in Section V-A. That is, we first estimate the empirical PMF for the realized returns of each individual asset; i.e.,

$$x_i(k) = \frac{s_i(k+1) - s_i(k)}{s_i(k)}$$

for $i = 1, 2, 3$. Then, for each fixed $K_i \in \mathcal{K} = [0, 1]$, we conduct Monte-Carlo simulations to generate 20,000 sample paths for $s(k)$ from the PMF. By varying K , we depict the empirical mean-standard deviation curves for the three assets; i.e., for $i \in \{1, 2, 3\}$, the curves are described by

$$C_{i,e} = \{(\text{std}(\mathcal{G}_i(1/2, K_i, 125)), \bar{\mathcal{G}}_i(1/2, K_i, 125)) : K_i \in \mathcal{K}\}.$$

See also Figure 9. Again, an strictly increasing property of the curves is seen. Now suppose that the target standard deviations s_i for $i \in \{1, 2, 3\}$ are specified by $s_1 = 0.08$, $s_2 = 0.01$

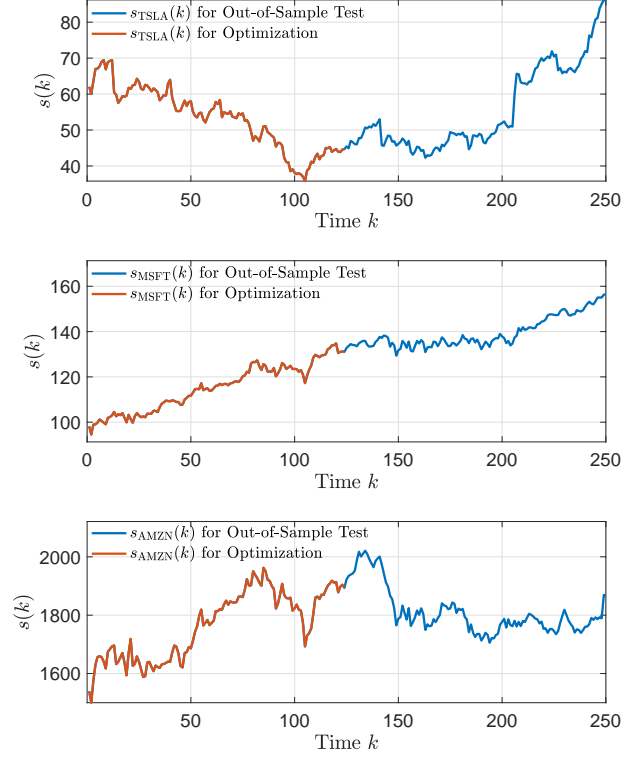


Figure 8. Historical Prices for Three Stocks: TSLA, MSFT, and AMZN

and $s_3 := 0.02$. We seek the corresponding $K_i \in \mathcal{K} = [0, 1]$ for each asset such that the expected cumulative gain-loss function is maximized and $\text{std}(\mathcal{G}_i(1/2, K_i, 125)) \leq s_i$. These requirements lead to the following optimal feedback gains

$$K_1^* = 0.75, K_2^* = 0.46 \text{ and } K_3^* = 0.66.$$

Having obtained the optimal solutions, we conduct out-of-sample tests by using the subsequent half-year period from July 01, 2019, to December 31, 2019. The resulting trading performance in terms of the cumulative trading gain or loss is shown in Figure 10. From the figure, we see that while our trading scheme to AMZN produces a negative gain, both TSLA and MSFT provide positive enough gains. This yields a positive overall cumulative trading gain of about \$2.6, which corresponds to a 2.6% return for the half-year. Note that, according to Cash-Financing Lemma 7.2, in this example, one needs to leverage $|u_1(k)| + |u_2(k)| + |u_3(k)| \leq 1.87V(k)$.

Remark 5.3: It is also possible to add a riskless asset to our model. For example, let Asset 0 to be the riskless asset with returns $X_0(k) := r_f(k)$ for all k where $r_f(k) \in [0, r_{f,\max}]$ is modeled as a nonnegative random variable with maximum daily interest rate $r_{f,\max} > 0$. Then, by specifying a double linear feedback scheme to this asset, the same procedure as the example above applies.

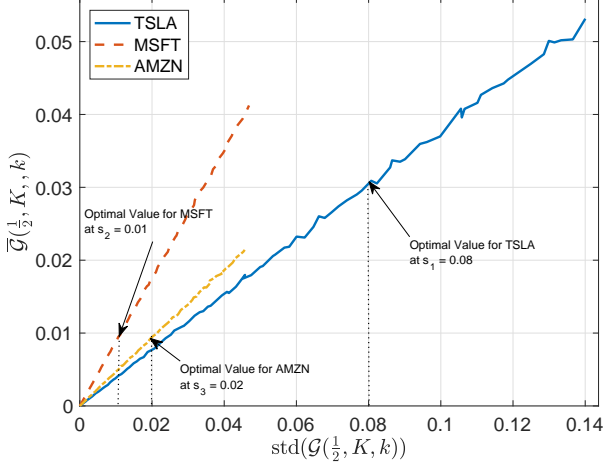


Figure 9. Empirical Mean-Standard Deviation Curves for Three Stocks: TSLA, MSFT, and AMZN

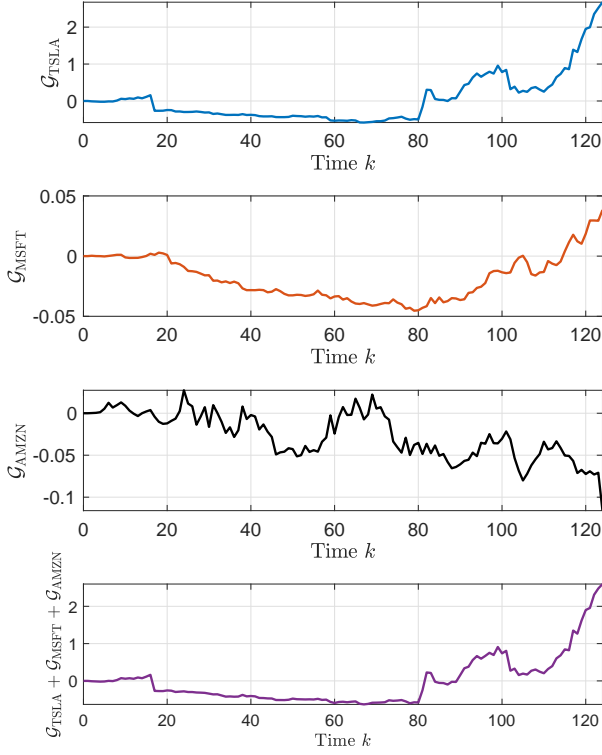


Figure 10. Out-of-Sample Cumulative Gain or Loss

VI. CONCLUSION

In this paper, we proposed a double linear feedback control parameterized by a pair (α, K) with the aim to solve a robust optimal gain selection problem. Closed-form expressions for expected value and variance of gain-loss function are derived for stock involving independent returns with common mean and variance. With $\alpha = 1/2$, various theoretical results such as

robust growth, monotonicity, and cash-financing property are proved. Having established these, the existence and uniqueness of the optimal solution for the optimization problem are addressed. More interestingly, we provided a simple graphical way to solve the optimization problem. Some examples using historical price data are provided to support our theory.

A natural extension of the theory is to consider non-independent returns such as serially correlated returns or stationary returns. For example, it may be of interest to study the case where the returns $\{X(k) : k \geq 0\}$ follow some time-series model or regression model; e.g., see [29], such as

$$X(k) = a(k) + bf(k) + e(k)$$

where $a(k)$ is the intercept term, $f(k)$ is the time-varying factor and $e(k)$ is the error term. Then one explores the RPE property from here.

Relaxation of some idealized market assumptions is also an interesting direction to pursue; e.g., one may consider the case where transaction costs are involved. We envision that the robustness of positive expectation will be “eroded” when the fee is introduced into the model; e.g., see our prior work [18] for a preliminary result along this direction. Also, as seen in this paper, the feedback gain K is only a constant. It would be of interest to consider a double linear feedback control with time-varying gain. Another important direction is to take into account an empirical fact that the variance is time-varying. Hence, an Autoregressive Conditional Heteroskedasticity (ARCH) or generalized ARCH-based model may be of interest to consider; e.g., see [30]–[32].

VII. APPENDIX: TECHNICAL LEMMAS

In this appendix, we collect some useful results that are used to establish the results in prior sections.

Lemma 7.1: *Given $K \in \mathcal{K}$, $\mu > -1$, $\sigma^2 \geq 0$, and $k \geq 2$, the following three inequalities holds. That is,*

(i)

$$\begin{aligned} & ((1 + K\mu)^2 + K^2\sigma^2)^{k-1} + ((1 - K\mu)^2 + K^2\sigma^2)^{k-1} \\ & \geq ((1 + K\mu)^2)^{k-1} + ((1 - K\mu)^2)^{k-1} \end{aligned} \quad (5)$$

(ii)

$$\begin{aligned} & \mu \left[((1 + K\mu)^2 + K^2\sigma^2)^{k-1} - ((1 - K\mu)^2 + K^2\sigma^2)^{k-1} \right] \\ & \geq \mu \left[((1 + K\mu)^2)^{k-1} - ((1 - K\mu)^2)^{k-1} \right] \end{aligned} \quad (6)$$

and (iii)

$$((1 + K\mu)^2)^{k-1} + ((1 - K\mu)^2)^{k-1} \geq 2(1 - K^2\mu^2)^{k-1}. \quad (7)$$

Proof. Part (i) holds trivially by noting that $K^2\sigma^2 \geq 0$.

To prove (ii), we observe that for $k = 2$, the left-hand side of the stated inequality (6) becomes $\mu[(1 + K\mu)^2 - (1 - K\mu)^2]$ which satisfies the inequality automatically. Now, we proceed a proof by induction. Assuming the stated inequality holds for $k - 1$, we must show that the inequality also holds for k . Set a shorthand function

$$f_{\pm}(K, \mu, \sigma) := (1 \pm K\mu)^2 + K^2\sigma^2.$$

Observe that, for $\mu \geq 0$,

$$\begin{aligned} & \mu [f_+(K, \mu, \sigma)^k - f_-(K, \mu, \sigma)^k] \\ &= \mu f_+(K, \mu, \sigma)^{k-1} ((1 + K\mu)^2 + K^2\sigma^2) \\ & \quad - \mu f_-(K, \mu, \sigma)^{k-1} ((1 - K\mu)^2 + K^2\sigma^2) \\ &\geq \mu(1 + K^2\mu^2) \left(((1 + K\mu)^2)^{k-1} - ((1 - K\mu)^2)^{k-1} \right) \\ & \quad + 2K\mu^2 [f_+(K, \mu, \sigma)^{k-1} + f_-(K, \mu, \sigma)^{k-1}]. \end{aligned}$$

where the last inequality holds by applying the inductive hypothesis. Now, with the aid of part (i), we obtain

$$\begin{aligned} & \mu [f_+(K, \mu, \sigma)^k - f_-(K, \mu, \sigma)^k] \\ &\geq \mu(1 + K^2\mu^2) \left(((1 + K\mu)^2)^{k-1} - ((1 - K\mu)^2)^{k-1} \right) \\ & \quad + 2K\mu^2 [((1 + K\mu)^2)^{k-1} + ((1 - K\mu)^2)^{k-1}] \\ &= \mu [((1 + K\mu)^2)^k - ((1 - K\mu)^2)^k] \end{aligned}$$

and the proof of part (ii) is complete.

To prove part (iii), we note that since $-1 < \mu \leq X_{\max}$ and $K \leq K_{\max}$, it is readily verified that $1 - K^2\mu^2 \geq 0$. Therefore, we observe that

$$\begin{aligned} & ((1 + K\mu)^{k-1})^2 + ((1 - K\mu)^{k-1})^2 \\ & \quad - 2(1 - K\mu)^{k-1}(1 + K\mu)^{k-1} \\ &= ((1 + K\mu)^{k-1} - (1 - K\mu)^{k-1})^2 \geq 0 \end{aligned}$$

which completes the proof. \square

Lemma 7.2 (Cash-Financing): *The double linear feedback satisfies the cash-financing condition. That is,*

$$|u(k)| \leq KV(k) \leq V(k)$$

for all $K \in \mathcal{K}$ and $k \geq 1$ with probability one.

Proof. The proof is elementary. In particular, fix $K \in \mathcal{K}$ and $k \geq 1$. We begin by recalling that $u(k) = u_L(k) + u_S(k)$ where $u_L(k) = KV_L(k)$ and $u_S(k) = -KV_S(k)$. Since $K \in \mathcal{K}$, it is readily verified that $V_L(k), V_S(k) \geq 0$ for all $k \geq 1$ with probability one. Using the triangle inequality and the fact that $V(k) = V_L(k) + V_S(k)$, we have

$$\begin{aligned} |u(k)| &\leq |u_L(k)| + |u_S(k)| \\ &= KV(k) \\ &\leq V(k) \end{aligned}$$

where the last inequality holds since $K \in \mathcal{K} = [0, K_{\max}]$ and $K_{\max} \leq 1$. \square

REFERENCES

- [1] B. R. Barmish, "On Trading of Equities: A Robust Control Paradigm," *IFAC Proceedings Volumes*, vol. 41, no. 2, pp. 1621–1626, 2008.
- [2] B. R. Barmish, "On Performance Limits of Feedback Control-based Stock Trading Strategies," in *Proceedings of the 2011 American Control Conference*, pp. 3874–3879, 2011.
- [3] B. R. Barmish and J. A. Primbs, "On Arbitrage Possibilities via Linear Feedback in an Idealized Brownian Motion Stock Market," in *2011 50th IEEE Conference on Decision and Control and European Control Conference*, pp. 2889–2894, 2011.
- [4] B. R. Barmish and J. A. Primbs, "On a New Paradigm for Stock Trading via a Model-Free Feedback Controller," *IEEE Transactions on Automatic Control*, vol. 61, no. 3, pp. 662–676, 2015.
- [5] M. H. Baumann, "On Stock Trading via Feedback Control When Underlying Stock Returns are Discontinuous," *IEEE Transactions on Automatic Control*, vol. 62, no. 6, pp. 2987–2992, 2016.
- [6] A. Deshpande and B. R. Barmish, "A Generalization of the Robust Positive Expectation Theorem for Stock Trading Via Feedback Control," in *2018 European Control Conference (ECC)*, pp. 514–520, 2018.
- [7] J. A. Primbs and B. R. Barmish, "On Robustness of Simultaneous Long-Short Stock Trading Control with Time-Varying Price Dynamics," *IFAC-PapersOnLine*, vol. 50, no. 1, pp. 12267–12272, 2017.
- [8] M. H. Baumann and L. Grüne, "Simultaneously Long Short trading in Discrete and Continuous Time," *Systems & Control Letters*, vol. 99, pp. 85–89, 2017.
- [9] S. Malekpour, J. A. Primbs, and B. R. Barmish, "A Generalization of Simultaneous Long-Short Stock Trading to PI Controllers," *IEEE Transactions on Automatic Control*, vol. 63, no. 10, pp. 3531–3536, 2018.
- [10] S. Malekpour and B. R. Barmish, "On Stock Trading Using a Controller with Delay: The Robust Positive Expectation Property," in *2016 IEEE 55th Conference on Decision and Control (CDC)*, pp. 2881–2887, 2016.
- [11] A. Deshpande, J. A. Gubner, and B. R. Barmish, "On Simultaneous Long-Short Stock Trading Controllers with Cross-Coupling," *IFAC-PapersOnLine*, vol. 53, no. 2, pp. 16989–16995, 2020.
- [12] J. D. O'Brien, M. E. Burke, and K. Burke, "A Generalized Framework for Simultaneous Long-Short Feedback Trading," *IEEE Transactions on Automatic Control*, 2020.
- [13] G. Maroni, S. Formentin, and F. Previdi, "A Robust Design Strategy for Stock Trading via Feedback Control," in *2019 18th European Control Conference (ECC)*, pp. 447–452, 2019.
- [14] Q. Zhang, "Stock Trading: An Optimal Selling Rule," *SIAM Journal on Control and Optimization*, vol. 40, no. 1, pp. 64–87, 2001.
- [15] J. Tie, H. Zhang, and Q. Zhang, "An Optimal Strategy for Pairs Trading Under Geometric Brownian Motions," *Journal of Optimization Theory and Applications*, vol. 179, no. 2, pp. 654–675, 2018.
- [16] H. Markowitz, "Portfolio Selection," *The Journal of Finance*, vol. 7, no. 1, pp. 77–91, 1952.
- [17] H. M. Markowitz, *Portfolio Selection*. Yale University Press, 1968.
- [18] C.-H. Hsieh, B. R. Barmish, and J. A. Gubner, "At What Frequency Should the Kelly Bettor Bet?," in *2018 Annual American Control Conference (ACC)*, pp. 5485–5490, 2018.
- [19] C.-H. Hsieh, "On Feedback Control in Kelly Betting: An Approximation Approach," in *2020 IEEE Conference on Control Technology and Applications (CCTA)*, pp. 903–908, 2020.
- [20] C.-H. Hsieh, "Necessary and Sufficient Conditions for Frequency-Based Kelly Optimal Portfolio," *IEEE Control Systems Letters*, vol. 5, no. 1, pp. 349–354, 2020.
- [21] R. C. Merton and P. A. Samuelson, *Continuous-Time Finance*. Blackwell Cambridge, MA, 1992.
- [22] R. Merton, "Optimum Consumption and Portfolio Rules in a Continuous-Time Model," *Journal of Economic Theory*, vol. 3, no. 4, pp. 373–413, 1971.
- [23] D. G. Luenberger, *Investment Science*. Oxford University Press, 2013.
- [24] Z. Bodie, A. Kane, and A. J. Marcus, *Investments*. McGraw-Hill Education, 2013.
- [25] T. Apostol, *Mathematical Analysis*. Pearson, 1974.
- [26] W. Rudin, *Principles of Mathematical Analysis*. McGraw-hill New York, 1964.
- [27] A. W. Lo, "The Statistics of Sharpe Ratios," *Financial analysts journal*, vol. 58, no. 4, pp. 36–52, 2002.
- [28] A. W. Lo and A. C. MacKinlay, *A Non-Random Walk Down Wall Street*. Princeton University Press, 2011.
- [29] E. F. Fama and K. R. French, "Multifactor Explanations of Asset Pricing Anomalies," *The Journal of Finance*, vol. 51, no. 1, pp. 55–84, 1996.
- [30] R. F. Engle, "Autoregressive Conditional Heteroscedasticity with Estimates of the Variance of United Kingdom Inflation," *Econometrica*, pp. 987–1007, 1982.
- [31] T. Bollerslev, "Generalized Autoregressive Conditional Heteroskedasticity," *Journal of econometrics*, vol. 31, no. 3, pp. 307–327, 1986.
- [32] G. E. Box, G. M. Jenkins, G. C. Reinsel, and G. M. Ljung, *Time Series Analysis: Forecasting and Control*. John Wiley & Sons, 2015.

This figure "chhsieh.png" is available in "png" format from:

<http://arxiv.org/ps/2202.02300v1>