

Theoretical Exploration of Solutions of Feedforward ReLU networks

Changcun Huang

cchuang@mail.ustc.edu.cn

Abstract

This paper aims to interpret the mechanism of feedforward ReLU networks by exploring their solutions for piecewise linear functions through basic rules. The constructed solutions should be universal enough to explain the network architectures of engineering. In order for that, we borrow the methodology of theoretical physics to develop the theories. Some of the consequences of our theories include: Under geometric backgrounds, the solutions of both three-layer networks and deep-layer networks are presented, and the solution universality is ensured by several ways; We give clear and intuitive interpretations of each component of network architectures, such as the parameter-sharing mechanism for multi-output, the function of each layer, the advantage of deep layers, the redundancy of parameters, and so on. We explain three typical network architectures: the subnetwork of last three layers of convolutional networks, multi-layer feedforward networks, and the decoder of autoencoders. This paper is expected to provide a basic foundation of theories of feedforward ReLU networks for further investigations.

Keywords: ReLU networks, feedforward, engineering, piecewise linear function, geometry

1 Introduction

To engineers, the desire for theories is why neural networks designed by them and trained by error back-propagation methods work so well, especially for those called *deep learning* with excellent performances in recent years. The unravelling of this “black box” is vital to the instruction of parameter setting, the explanation of scientific or mathematical applications (such as Davies et al. (2021) and Jumper et al. (2021)), and the further development with proper guidance.

However, up to now, most existing theories were developed by theorists with less consideration on practical backgrounds, despite their elegance and elaborations. There

exists a great gap between the two classes of researchers: what theorists gave were not what engineers wanted, and simultaneously engineering phenomena lacked insightful attentions. The main purpose of this paper is to initially bridge this gap, aiming at the understanding of network architectures of engineering, through studies analogous to theoretical physics: construct theories from basic and succinct facts (or phenomena) for explaining empirical observations, predicting new facts, and instructing applications.

1.1 Methodology of Theoretical Physics

A metaphysical spirit of theoretical physics is the deduction like Euclidean geometry of the *Elements*, which uses simple or succinct axioms to explain more complicated facts. The simplicity of axioms manifests in two ways: first, they should be as less as possible, which is sometimes referred to as “Occam’s razor”; and second, each of them should be simple enough to embody phenomena as widely as possible.

The selection of axioms by the above two principles is due to the reason of both elegance and practical considerations, especially for the latter. The simple or radical facts tend to give general explanations, since they occur more frequently and are more likely to be the bases of other facts. For instance, Euclidean geometry has only five axioms, and there are only three laws of classical mechanics developed by Newton, which are all intuitive and easily understood.

By this methodology, we could examine the theories of ReLU (Nair & Hinton, 2010; Glorot, Bordes, & Bengio, 2011) networks that arose after the popularity of deep learning. The key point is the solution to approximation or interpolation, and there are mainly four categories of original ideas: hinging hyperplanes (Arora, Basu, Mianjy, & Mukherjee, 2018; Wang & Sun, 2005), polynomial intermediate method (Yarotsky, 2017; Liang & Srikant, 2017; Telgarsky, 2015), wavelets (Daubechies, DeVore, Foucart, Hanin, & Petrova, 2019; Shaham, Cloninger, & Coifman, 2018; Huang, 2020), and piecewise linear or constant construction (Shen, Yang, & Zhang, 2020; Huang, 2020).

Despite elaborately designed, the above solutions are far from being those used in engineering. Most of them are based on architectures that had not been applied. And also among them, it is usual that there exist regular subnetworks whose parameters or architectures are fixed as the basic components of the whole network, which are rarely seen in practice however. Therefore, hardly can those theories have the potential to explain the neural networks of engineering, as theoretical physics does in understanding widespread natural phenomena.

As an initial step, we will not construct an apparently rigorous deductive system including formally defined axioms. However, the methodology of theoretical physics is reflected in four ways. First, there are three basic facts or principles underlying our deduction: theorem 1 of section 3.1 is related to the final output of the last layer; theorem 4 of section 6.1 is a principle for deep layers; lemma 4 of Huang (2020) is about the affine transform. All of them are simple and easily satisfied, with no regular restrictions on architectures or parameter setting.

Second, the deduction starts from obvious facts that are trivial to prove, and gradually achieves the final conclusions. Each result can be traced back to the origin clearly along this deduction route.

Third, the universality of the constructed solutions is also implicitly demonstrated

by the solution generalizations of sections 7 and 8, as well as the probabilistic model of the appendix, all of which are based on the fundamental properties of neural networks. This ensures that our system grasps the basic phenomena of the solution space and could explain widespread solutions.

Fourth, throughout the paper, the theories are described under geometric backgrounds, providing a unified platform of the system. We know that conics and Riemannian geometry play an important role in Newton’s classical mechanics and Einstein’s general relativity, respectively, where the geometry acts as both demonstration methods and intuitively understanding ways. The analytic-geometry background of this paper has the same effect; and it further enhances the integrity of the deduction and improves the readability of proofs.

One of the main goals of this paper is to find the solutions that might be or lead us to the ones that training methods reach. We think that if the solutions found are based on very simple rules or are widespread enough, they could be probably encountered by the training process, and thus resulting in the understanding of neural networks of engineering. So unlike some research concentrating on the topic of approximation rates (such as Ali & Nouy (2021) and Lu, Shen, Yang, & Zhang (2021)), the solution construction is our main concern and will be discussed in details.

1.2 Evaluation of the Theories

A criterion for evaluating a new theory is whether or not nontrivial or useful consequences could be obtained. We will give solutions of a three-layer network that is usually the subnetwork (last three layers) of convolutional neural networks (LeCun et al., 1989; LeCun, Bottou, Bengio, & Haffner, 1998; Krizhevsky, Sutskever, & Hinton, 2017), multi-layer feedforward networks (Roberts, Yaida, & Hanin, 2021; LeCun, Bengio, & Hinton, 2015; Lye, Mishra, & Ray, 2020; Lee, Ha, Zokhirova, Moon, & Lee, 2018), and the decoder of autoencoders (Hinton & Salakhutdinov, 2006), which are all widely used.

New interpretations of each component of network architectures will be provided, such as the parameter-sharing mechanism of multi-output, the advantage of deep layers compared to shallow ones, the function of each layer, the redundancy of parameters, and so on.

Most piecewise linear functions to be discussed are defined on a discrete domain, which will be referred to as *discrete piecewise linear function*, because the applications are usually in terms of discrete-point interpolation, approximation or classification. However, to deep-layer networks, under our system, it’s trivial to generalize the conclusions to the continuous case, which is also a manifestation of advantages of our theories.

1.3 Arrangement of the Paper

All the explanations or thoughts are embedded in the proofs of the conclusions. Some results have remarks, where the theme, application or comment of the results that we want to emphasize is usually given.

Therefore, we remind the researchers to read the proof of each conclusion as well. It would not be dull or difficult to do that, since nearly all the proofs begin with a concrete example to indicate the main idea, and the descriptions are mainly under geometric backgrounds as mentioned above. In computer science, it's a "tradition" that the lengthy proof is put in the corner of the appendix that can be skipped when read, while the conclusion is emphasized. But it is not the case of this paper, and the proof is as important as the conclusion.

The readers who favor mathematical or theoretical aspects may find interests in obtaining useful or interesting conclusions within our framework in the perspective of the methodology of theoretical physics, rather than pay attention to common indexes that are not relevant to our main theme.

The paper is organized as follows. Section 2 is the preliminary to the whole paper. Sections 3, 4 and 5 deal with three-layer networks, and an interpretation of the last three-layer subnetwork of convolutional neural networks is given in section 5. Deep-layer networks are investigated in section 6. Sections 7 and 8 generalize the solution of section 6; the parameter redundancy is mentioned in section 8.2. Section 9 is about the multi-output case of deep-layer networks, in which several typical network architectures are explained. Section 10 summarizes this paper.

2 Preliminaries

This section introduces some notations, definitions, and notes, all of which are the basic knowledge or assumptions for further discussions.

2.1 Notation of Architectures

The paper will frequently refer to different types of network architectures; in order to describe them simply, some notations are introduced.

Definition 1. Let $n^{(d)}$ be a depth- d neural network satisfying the conditions that each layer has n units, and adjacent layers are fully connected with no skipping-layer connections. When $d = 1$, $n^{(1)}$ is a one-layer network with n units.

Definition 2. The product $n_1^{(d_1)} n_2^{(d_2)}$ of two neural networks $n_1^{(d_1)}$ and $n_2^{(d_2)}$ is a new one derived from fully connecting the last layer of $n_1^{(d_1)}$ with the first layer of $n_2^{(d_2)}$.

For example, a three-layer network can be expressed as $n^{(1)} m^{(1)} k^{(1)}$, which has n -dimensional input, m units in the hidden layer, and k units in the output layer. The notation $n^{(1)} m^{(d)} k^{(1)}$ represents a deep-layer network with d hidden layers, each of which is composed of m units.

2.2 Affine Data Structure

Because the main results of this paper are based on discrete data points, we present the following definition to describe the effect of affine transforms on discrete data points.

Definition 3. *The data structure of data set D of n -dimensional space is the abbreviated representation of its affine-geometry properties, which are preserved by affine transforms, including collinearity, parallelism, dimensionality, and so on.*

Note that if a data set D is contained in a region Ω of an arrangement of hyperplanes (Stanley, 2012), and an affine transform of Ω maps D to D' , then the data structure of D is equivalent to that of D' .

2.3 Activation of Units

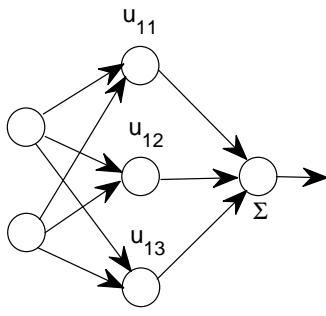
Definition 4. *If the output of a unit u with respect to point \mathbf{x} is nonzero, we say that u is activated by \mathbf{x} . The point \mathbf{x} may be either directly from the previous layer or indirectly from a layer that skips some intermediate ones. When the point \mathbf{x} is replaced by a data set D , it means that each element of D activates u .*

The next definition describes the basic features of the maps between adjacent layers relevant to the solution for piecewise linear functions, and will be frequently mentioned throughout this paper.

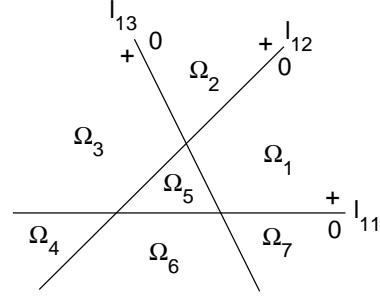
Definition 5. *To network $n^{(1)}m^{(1)}$, if we say that data set D of the n -dimensional input space simultaneously activates the m units of the next layer, it means that any $\mathbf{x} \in D$ activates each of the m units. And if to each of the m units, there exists $\mathbf{x} \in D$ that activates it, but not the case of \mathbf{x} activating all of the m units, we say that D partially activates the m units of the next layer.*

2.4 Several Notes

1. To a weight matrix \mathbf{W} of size $n \times m$ or $m \times n$ for $m \geq n$, we always assume that its rank is n . The reasonableness of this assumption lies in two aspects. One is that this condition can be easily satisfied by construction methods, as will be shown in this paper. The other is that under a probabilistic model (see the appendix), the probability of $\text{rank}(\mathbf{W}) = n$ is 1.
2. Suppose that hyperplane l of n -dimensional space is derived from a ReLU, in the sense that its equation $\mathbf{w}^T \mathbf{x} + b = 0$ is associated with the input sum $\mathbf{w}^T \mathbf{x} + b$ to a ReLU. Let l^+ and l^0 be two parts of n -dimensional space separated by hyperplane l , corresponding to nonzero outputs and zero outputs of the ReLU, respectively. The intersection of l_1^+ and l_2^+ is denoted by $l_1^+ l_2^+$, and the union is $l_1^+ + l_2^+$.
3. In multi-layer networks, the index of the input layer is assumed to be zero; and the indices of hidden layers start from one. For simplicity, all the figures of neural networks ignore the biases, which do exist however.
4. A piecewise constant function is considered as a special case of a piecewise linear function and its realization is trivial if we can manage the piecewise linear case.
5. In a notation of network architectures, if the output layer is labeled by symbol $'$, it means that its each unit is a linear one (marked by “ Σ ” in figures) with no bias,



(a) A three-layer network.



(b) Subdomains of a piecewise linear function.

Figure 1: Number of piecewise linear components.

which only combines the outputs of the previous layer linearly. For example, $n^{(1)}m^{(1)}1'^{(1)}$ and $n^{(1)}m^{(1)}k'^{(1)}$.

6. To data set D of n -dimensional space, we always assume that its cardinality $|D|$ is finite, unless it is a region of an arrangement of hyperplanes.
7. Let $\sigma(x) = \max(0, x)$ be the activation function of a ReLU. Since the output of a unit with respect to input \mathbf{x} is $\sigma(\mathbf{w}^T \mathbf{x} + b)$, where $\mathbf{w}^T \mathbf{x} + b$ can be considered as derived from the equation $\mathbf{w}^T \mathbf{x} + b = 0$ of a hyperplane l , we sometimes say $\sigma(\mathbf{w}^T \mathbf{x} + b)$ is the output of hyperplane l ; and the term *activated hyperplane* of a point means that its output with respect to this point is nonzero.

3 Three-Layer Network

We present a general framework of three-layer networks, including an elementary investigation and a mathematical description of the problems to be solved. Part of the following contents of section 3.1 had been mentioned in DeVore, Hanin, & Petrova (2021); however, our description emphasizes the things relevant to the theme of the paper, such as the concept of activated hyperplanes.

3.1 Number of Piecewise Linear Components

Figure 1a is a three-layer network and each line l_{1i} for $i = 1, 2, 3$ of Figure 1b corresponds to the unit u_{1i} of Figure 1a. Regions $\Omega_1, \Omega_2, \dots, \Omega_7$ of Figure 1b are subdomains that comprise the domain of a piecewise linear function, on each of which a linear function is defined.

Let $\mathbf{w}_i^T \mathbf{x} + b_i = 0$ be the equation of line l_{1i} . Note that subdomain Ω_1 is in fact the region $l_{11}^+ l_{12}^0 l_{13}^0$. The nonzero output of the network with respect to $\mathbf{x} \in \Omega_1$ is $y = \alpha_1(\mathbf{w}_1^T \mathbf{x} + b)$, where α_1 is the output weight of u_{11} . This means that only line l_{11} is relevant to the nonzero output with respect to Ω_1 , or we say that Ω_1 is only influenced by l_{11} . Similarly, subdomain $\Omega_2 = l_{11}^+ l_{12}^+ l_{13}^0$ is influenced by both l_{11} and l_{12} , and Ω_3 by

all the three lines. We can see that other subdomains $\Omega_4, \dots, \Omega_7$ also have their own distinct influencing lines.

Because the parameters of the output layer are the same for all the subdomains, different linear function on each subdomain can only be obtained by the control of the activation of the units of the hidden layer, which is related to the influencing lines of a subdomain discussed above. To this example, since each subdomain Ω_j for $j = 1, 2, \dots, 7$ has its own distinct influencing lines, the linear functions on them could be different from each other.

We introduce some terminologies to generalize the above example. In combinatorial geometry (Stanley, 2012), a finite set \mathcal{H} of hyperplanes of n -dimensional space \mathbb{R}^n located in certain positions is called an *arrangement*; and a *region* of arrangement \mathcal{H} is a connect component of $\mathbb{R}^n - \mathcal{H}$. The number of regions formed by an arrangement had been intensively studied (Dimca, 2017; Stanley, 2012; Zaslavsky, 1975). Figure 1b is an example of an arrangement of three lines whose region number is seven.

Definition 6. To network $n^{(1)}m^{(1)}$, let D be a data set of the n -dimensional input space. Under an arrangement of m hyperplanes formed by the first layer, the activated hyperplanes (units) of D are those producing nonzero output with respect to D . The set of activated hyperplanes of D is denoted by $l^+(D)$.

Theorem 1. The number of linear components of a piecewise linear function $f : \mathbb{R}^n \rightarrow \mathbb{R}$ produced by network $n^{(1)}m^{(1)}1^{(1)}$ equals the number of regions of the arrangement of m hyperplanes formed by the m units of the hidden layer.

Proof. As the example of Figure 1, to an arrangement of m hyperplanes, each region is associated with a distinct set of activated hyperplanes that produces the local linear function, which follows the conclusion. \square

Corollary 1. To network $2^{(1)}m^{(1)}1^{(1)}$ with two-dimensional input, the number of linear components of output piecewise linear functions is

$$\mathcal{N}_2 = 1 + m + \binom{m}{2} - \sum_{i=3}^m k_i \binom{i-1}{2} - \sum_{j=1}^t \binom{p_j}{2}, \quad (3.1)$$

where k_i is the number of distinct intersection points of i lines for $i \geq 3$, and there are t classes of parallel lines with different directions, each having p_j lines.

Proof. Because \mathcal{N}_2 of equation 3.1 is the number of regions of an arrangement of m lines on a plane (Dimca, 2017), the conclusion holds by theorem 1. As an example, in Figure 1b, since $n = 2$, $m = 3$, $i = 2$ with $k_2 = 3$, and $t = 0$, by equation 3.1, $\mathcal{N}_2 = 7$. \square

In n -dimensional space, an arrangement of m hyperplanes l_i 's for $i = 1, 2, \dots, m$ is called in general position, provided that (Stanley, 2012)

$$\begin{aligned} m \leq n &\Rightarrow \dim(l_1 \cap l_2 \cap \dots \cap l_m) = n - m \\ m > n &\Rightarrow l_1 \cap l_2 \cap \dots \cap l_m = \emptyset. \end{aligned} \quad (3.2)$$

Corollary 2. To network $n^{(1)}M^{(1)}1'^{(1)}$ with n -dimensional input and M hyperplanes (ReLU) in the hidden layer, the number of linear components of its output piecewise linear function satisfies

$$\mathcal{N} \leq \sum_{i=0}^n \binom{M}{i}, \quad (3.3)$$

where the equality holds when the M hyperplanes are in general position. In terms of big O notation, \mathcal{N} is $O(M^n)$, which is an exponential order with respect to the dimensionality n of the input space.

Proof. In n -dimensional space, the number of regions of an arrangement of M hyperplanes is less than or equal to $\sum_{i=0}^n \binom{M}{i}$ (Dimca, 2017), where the equality occurs when the m hyperplanes are in general position by equation 3.2. Thus, inequality 3.3 holds by theorem 1.

To the term $\sum_{i=0}^n \binom{M}{i}$ of inequality 3.3, if we treat M as the variable and n as a constant, it is a polynomial of degree n . So \mathcal{N} is $O(M^n)$. To $O(M^n)$, if n is considered as the variable with M fixed, it is an exponential order. \square

Remark 1. Corollary 2 tells us that as the dimensionality of the input space increases, the number of linear components of piecewise linear functions output by $n^{(1)}M^{(1)}1'^{(1)}$ will have an exponential growth in terms of big O notation. On one hand, this may enhance the expressive capability of neural networks; on the other hand, it may become more difficult to reach a feasible solution for the training process.

Remark 2. The solution to a desired piecewise linear function by a three-layer network will be constructed from the \mathcal{N} different linear components of inequality 3.3.

3.2 Geometric Description of Interpolation

Given a set of data points $\{\mathbf{x}_i, y_i\}$'s for $i = 1, 2, \dots, k$ coming from a piecewise linear function $f : \mathbb{R}^n \rightarrow \mathbb{R}$, namely $f(\mathbf{x}_i) = y_i$, we want to find a three-layer network $n^{(1)}m^{(1)}1'^{(1)}$ to interpolate them.

Denote the output of a ReLU by $\sigma(x) = \max(0, x)$. Let \mathbf{w}_j and b_j for $j = 1, 2, \dots, m$ be the weight vector and bias of the j th unit of the hidden layer, respectively; and the parameters of the output layer are denoted by α_j 's. Let l_j be the hyperplane corresponding to the j th unit of the hidden layer. Then the interpolation process can be expressed as

$$\Gamma^* = \arg \forall_{\mathbf{x}_i} \sum_{j=1}^m \alpha_j \sigma(\mathbf{w}_j^T \mathbf{x}_i + b_j) = y_i, \quad (3.4)$$

where Γ represents the set of parameters \mathbf{w}_j 's, b_j 's and α_j 's of the network, and Γ^* is the solution.

Equation 3.4 has the disadvantage that it cannot indicate the geometric meaning relevant to theorem 1. We reformulate equation 3.4 as

$$\Gamma^* = \arg \forall_{\mathbf{x}_i} \exists \Omega_j (\mathcal{D}_j(\mathbf{x}_i) \wedge \mathcal{I}_j(\mathbf{x}_i)), \quad (3.5)$$

where the two predicates

$$\mathcal{D}_j(\mathbf{x}_i) := \mathbf{x}_i \in \Omega_j \quad (3.6)$$

with $l^+(\mathbf{x}_i) = l^+(\Omega_j)$, and

$$\mathcal{I}_j(\mathbf{x}_i) := \sum_{l_k \in l^+(\Omega_j)} \alpha_k(\mathbf{w}_k^T \mathbf{x}_i + b_k) = y_i, \quad (3.7)$$

where l_k is an activated hyperplane of region Ω_j or point \mathbf{x}_i .

Equation 3.5 means that, to any \mathbf{x}_i , there exists a region Ω_j containing \mathbf{x}_i such that $\{\mathbf{x}_i, y_i\}$ can be interpolated by the network. As shown in equation 3.6, predicate $\mathcal{D}_j(\mathbf{x}_i)$ represents that \mathbf{x}_i is in subdomain Ω_j . The interpolation process is denoted by predicate $\mathcal{I}_j(\mathbf{x}_i)$, where the sum indices only occur in the activated hyperplanes of Ω_j .

Under the geometric viewpoint of equation 3.5, it's easier for us to imagine how a feasible solution could be found. The following discussions will be on the basis of equation 3.5.

3.3 Difficulty of Three-Layer Networks

By equation 3.7, we see that each activated hyperplane l_k of point \mathbf{x}_i can influence its final output of the network. From the viewpoint of hyperplane l_k , half of the input space could activate it, or it is equivalent to say that hyperplane l_k has impact on half of the input space where the output of l_k is nonzero.

To the implementation of a desired piecewise linear function, this means that when adjusting the parameters of hyperplane l_k formed by the hidden layer to produce a linear function on subdomain Ω_i , it could affect the linear functions of other subdomains that are in l_k^+ . And if we try to eliminate the unwanted influence by modifying parameters of other hyperplanes, the accomplished linear function on that subdomain Ω_i may be disturbed again, when Ω_i happens to be in the influenced region of the modified hyperplanes. This procedure may occur recursively, resulting in the difficulty of three-layer networks for piecewise linear functions. We summarize the above discussion as:

Definition 7. *To the output of a three-layer network $n^{(1)}m^{(1)}1'^{(1)}$ with respect to a point of the n -dimensional input space, any new added ReLU of the hidden layer could influence half of the input space in terms of its nonzero output. We call this influence the half-space interference of hyperplanes or interference among hyperplanes.*

Half-space interference is the main difficulty of three-layer networks to construct a piecewise linear function. In the remaining part of this paper, the half-space interference will be mostly investigated in terms of the influence on discrete data points, instead of half of the input space. We shall give a solution to this problem by the concept of distinguishable data sets in section 4; and moreover, a solution of deep layers will be proposed in section 6.

4 Output Piecewise Linear Functions

We proceed to realize a desired piecewise linear function via three-layer networks. First, introduce the parameter setting of the output layer in lemmas 1 and 2. Second, give a

sufficient condition associated with the mechanism of the hidden layer in proposition 3. Finally, we prove a general result in theorem 2, demonstrating the interpolation capability of three-layer networks.

The previous work (DeVore, Hanin, & Petrova, 2021; Zhang, Bengio, Hardt, Recht, & Vinyals, 2017) had presented an elegant method to interpolate data points with three-layer networks. Compared to that work, first, due to geometric backgrounds, our result can be generalized to explain the parameter-sharing mechanism of multi-output networks (theorem 3 of section 5). Second, the framework of theorem 1 could include their case, since theorem 1 is a must for interpolation with piecewise linear functions. It may be interesting to find the connection, or give a geometric meaning of their interpolation method.

4.1 Mechanism of Output Layer

Definition 8. *To three-layer network $n^{(1)}m^{(1)}1'^{(1)}$, under an arrangement of m hyperplanes formed by the hidden layer, the set of activated hyperplanes of data set D of the n -dimensional input space are denoted by $l^+(D) = \{l_{i_1}, l_{i_2}, \dots, l_{i_k}\}$ with $k \leq m$. The linear-output matrix of D with respect to $l^+(D)$ is defined as*

$$\mathcal{W} = \begin{bmatrix} \mathbf{w}_{i_1} & \mathbf{w}_{i_2} & \cdots & \mathbf{w}_{i_k} \\ b_{i_1} & b_{i_2} & \cdots & b_{i_k} \end{bmatrix} \quad (4.1)$$

whose size is $(n+1) \times k$, where each column is composed of the weight vector and bias of an activated hyperplane of $l^+(D)$.

Lemma 1. *To network $n^{(1)}m^{(1)}1'^{(1)}$ for $m > n$ with n -dimensional input, if a region Ω of an arrangement of m hyperplanes formed by the hidden layer has at least $n+1$ activated hyperplanes, and if the rank of the linear-output matrix \mathcal{W} of Ω is $n+1$, then any linear function on Ω could be realized in the output layer.*

Proof. Let $y = \mathbf{w}^T \mathbf{x} + b$ be the linear function on Ω to be realized by $n^{(1)}m^{(1)}1'^{(1)}$. Suppose that Ω has k activated hyperplanes (i.e., the cardinality $|l^+(\Omega)| = k$) with $k \geq n+1$. By equation 3.5, to $\mathbf{x} \in \Omega$, the output of the network is $\sum_{l_i \in l^+(\Omega)} \alpha_i (\mathbf{w}_i^T \mathbf{x} + b_i)$, where α_i is the output weight of the i th unit of the hidden layer. Our final goal is

$$\sum_{l_i \in l^+(\Omega)} \alpha_i (\mathbf{w}_i^T \mathbf{x} + b_i) = \mathbf{w}^T \mathbf{x} + b. \quad (4.2)$$

In equation 4.2, parameters \mathbf{w}_i 's and b_i 's of the activated hyperplanes are fixed to be constants, and weights α_i 's are the unknowns to be solved. The coefficient of each component of \mathbf{x} of the left side must be equal to the coefficient of the corresponding one of the right side, contributing to n linear equations; and the biases of both the two sides are also equal, resulting in another linear equation. So we have

$$\mathcal{W}\boldsymbol{\alpha} = \mathbf{b}, \quad (4.3)$$

where \mathcal{W} is the linear output matrix of region Ω with respect to $l^+(\Omega)$ whose size is $(n+1) \times k$, $\boldsymbol{\alpha}$ is a size $k \times 1$ vector whose entries are α_i 's, and $\mathbf{b} = [\mathbf{w}^T, b]^T$.

Note that in equation 4.3, the number k of the unknowns satisfies $k \geq n+1$. Thus if $\text{rank}(\mathcal{W}) = n+1$, we can always find a solution of $\boldsymbol{\alpha}$ to realize equation 4.2. \square

Remark 1. The purpose of using linear unit in the output layer is that it can produce negative values. In practice, if the output of a unit is constrained to be positive, ReLU can still be used. To the latter case, the left side of equation 4.2 becomes $\sum_{l_i \in l^+(\Omega)} \alpha_i (\mathbf{w}_i^T \mathbf{x} + b_i) + \beta$, where β is the bias of the ReLU, which also has solutions by the similar method as this lemma. Thus, whenever a conclusion of this paper is for linear units of the output layer, it is also applicable to the ReLU case. In order to agree with neural networks of engineering, in the remaining part of this paper, we'll sometimes change the linear units of the output layer into ReLUs, without further explanation then.

Remark 2. In this lemma, if region Ω is replaced by a data set $D \subset \Omega$, the conclusion still holds, and similarly for lemma 2 below.

Lemma 2. Use the notations of lemma 1 and let $n + 1 < k \leq m$. We select k' hyperplanes from $l^+(\Omega)$ with $n + 1 \leq k' < k$ to form a set $H_1 \subset l^+(\Omega)$, and let $H_2 = l^+(\Omega) - H_1$. Suppose that the output weights of hyperplanes of H_2 are fixed. Then we can use H_1 to produce a desired linear function on Ω regardless of the influence of H_2 , provided that the rank of the linear-output matrix \mathcal{W}' of Ω with respect to H_1 is $n + 1$.

Proof. We check that under the existence of H_2 , if only H_1 is used, what the change of equation 4.3 is, and whether this change could influence the generation of the linear function $y = \mathbf{w}^T \mathbf{x} + b$. Equation 4.3 then becomes

$$\mathcal{W}' \boldsymbol{\alpha}' = \mathbf{b}', \quad (4.4)$$

where \mathcal{W}' is an $(n + 1) \times k'$ matrix whose each column is the set of parameters of a hyperplane of H_1 , and the components of vector $\boldsymbol{\alpha}'$ with size $k' \times 1$ are the output weights of hyperplanes of H_1 . The information of H_2 is contained in the right side of equation 4.4, in the form of constant terms, viz.,

$$\mathbf{b}' = [\mathbf{w}^T - \sum_{l_\nu \in H_2} \alpha_\nu \mathbf{w}_\nu^T \quad b - \sum_{l_\nu \in H_2} \alpha_\nu b_\nu]^T, \quad (4.5)$$

where \mathbf{w}_ν and b_ν are parameters of a hyperplane of H_2 , and α_ν is the corresponding output weight, all of which are considered as constant values. Therefore, despite the additional H_2 , the right side of equation 4.4 is still a constant-entry vector, having no influences on the existence of solutions of $\boldsymbol{\alpha}'$.

Because $k' \geq n + 1$, by lemma 1, if the rank of \mathcal{W}' of equation 4.4 is $n + 1$, we can find a solution of $\boldsymbol{\alpha}'$ to realize the desired linear function. \square

Definition 9. A discrete piecewise linear function is defined as

$$f : D \rightarrow \mathbb{R} \quad (4.6)$$

where domain $D = \bigcup_{i=1}^k D_i \subset \mathbb{R}^n$ with $D_i \cap D_j = \emptyset$ for $i \neq j$ and $j = 1, 2, \dots, k$. Each subdomain D_i is a data set composed of discrete data points with a certain linear function defined on it, and the cardinality $|D_i|$ is finite.

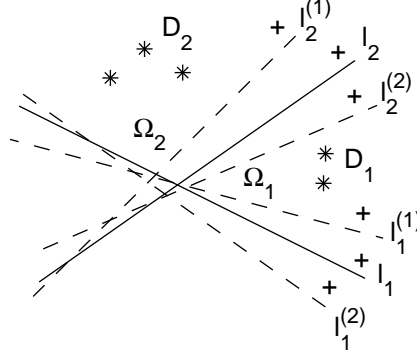


Figure 2: Realize a piecewise linear function desired.

Definition 10. To data set D of n -dimensional space, if we say that two hyperplanes l_1 and l_2 formed by two units of a layer of neural networks has the same classification effect (or result) on D , or that l_1 classifies D as l_2 , it means that $D_1 \subset l_1^+ l_2^+$ and $D_2 \subset l_1^0 l_2^0$, where $D_1 \cup D_2 = D$ and $D_1 \cap D_2 = \emptyset$.

The following proposition is an application of lemmas 1 and 2, as well as the basis of more complicated solutions given later.

Proposition 1. To discrete piecewise linear function of equation 4.6, suppose that its domain $D = D_1 \cup D_2$, and that $D_1 \subset l_1^+ l_2^0$ and $D_2 \subset l_1^+ l_2^+$, where l_1 and l_2 are two $n - 1$ -dimensional hyperplanes. Then a three-layer network $n^{(1)} m^{(1)} 1'^{(1)}$ can realize it, provided that the number of units of the hidden layer satisfies $m \geq 2(n + 1)$.

Proof. **Case** $m = 2(n + 1)$: The proof is constructed and begins with an example. In Figure 2, D_1 and D_2 are two linearly separable data sets with $D_1 \subset l_1^+ l_2^0$ and $D_2 \subset l_1^+ l_2^+$; for simplicity, only the nonzero-output mark “+” is labeled on each line.

To the linear function on D_1 , according to line l_1 , construct other two lines $l_1^{(1)}$ and $l_1^{(2)}$ to form a region $\Omega_1 = l_1^+ l_1^{(1)+} l_1^{(2)+}$ such that $D_1 \subset \Omega_1$. So $l^+(D_1) = \{l_1, l_1^{(1)}, l_1^{(2)}\}$ and $|l^+(D_1)| = 3 = n + 1$ when $n = 2$. By lemma 1, if we can adjust the parameters of $l^+(D_1)$ such that the rank of the linear output matrix of D_1 with respect to $l^+(D_1)$ is $n + 1 = 3$, then any linear function on D_1 could be realized by network $2^{(1)} 3^{(1)} 1'^{(1)}$.

We address the parameter setting of $l^+(D_1)$ in a general form. In n -dimensional space, let $\mathbf{w}_1^T \mathbf{x} + b_1 = 0$ be the equation of l_1 , where

$$\mathbf{w}_1 = [w_{11}, w_{12}, \dots, w_{1n}]^T \quad (4.7)$$

with $w_{11} \neq 0$ (this condition can be easily satisfied by construction). To data set $D \subset l_1^+$, we should construct n hyperplanes having the same classification effect as l_1 , as well as making the rank of the linear output matrix \mathcal{W}_{n+1} of D with respect to $l^+(D)$ to be $n + 1$.

A size $(n + 1) \times (n + 1)$ linear output matrix \mathbf{W}_{n+1} is constructed as

$$\mathbf{W}_{n+1} = \begin{bmatrix} w_{11} & w_{11} & w_{11} & \cdots & w_{11} \\ w_{12} & w_{12} + \varepsilon_1 & w_{12} + \varepsilon_2 & \cdots & w_{12} + \varepsilon_n \\ \vdots & \vdots & \vdots & \ddots & \vdots \\ w_{1n} & w_{1n} + \varepsilon_1^{n-1} & w_{1n} + \varepsilon_2^{n-1} & \cdots & w_{1n} + \varepsilon_n^{n-1} \\ b_1 & b_1 + \varepsilon_1^n & b_1 + \varepsilon_2^n & \cdots & b_1 + \varepsilon_n^n \end{bmatrix}, \quad (4.8)$$

where $0 < \varepsilon_i < 1$ and $\varepsilon_i \neq \varepsilon_j$ if $i \neq j$ for $i, j = 1, 2, \dots, n$. In equation 4.8, the n columns of \mathbf{W}_{n+1} except for the first one represent the n constructed hyperplanes according to l_1 , denoted by l_ν 's for $\nu = 2, 3, \dots, n + 1$.

By theorem 4 of Huang (2020), $\det \mathbf{W}_{n+1} \neq 0$ if $w_{11} \neq 0$. Thus, the column vectors of \mathbf{W}_{n+1} are linearly independent and $\text{rank}(\mathbf{W}_{n+1}) = n + 1$. Because ε_i 's can be arbitrarily small, we can always find n hyperplanes via matrix \mathbf{W}_{n+1} such that $D \subset \prod_{\nu=2}^{n+1} l_\nu^+$.

Now return to the example of Figure 2. By equation 4.8, lines $l_1^{(1)}$ and $l_1^{(2)}$ that satisfy the condition of lemma 1 could be constructed. Thus, we can realize any linear function on D_1 .

To the case of D_2 , as shown in Figure 2, besides line l_2 , two more lines $l_2^{(1)}$ and $l_2^{(2)}$ are constructed by the method of equation 4.8, which are activated by D_2 but not by D_1 . After that, the network $2^{(1)}3^{(1)}1'^{(1)}$ becomes $2^{(1)}6^{(1)}1'^{(1)}$. Note that $D_2 \subset l_1^+ l_2^+ \prod_{i,j} l_i^{(j)+}$ for $i, j = 1, 2$ has six activated lines, that is, $|l^+(D_2)| = 6$. Among the six lines, the parameters of $l^+(D_1)$ of the original network $2^{(1)}3^{(1)}1'^{(1)}$ as well as their output weights should be preserved for the linear function on D_1 . By lemma 2, we can only use the subset $H = \{l_2, l_2^{(1)}, l_2^{(2)}\}$ of $l^+(D_2)$ to output the desired linear function on D_2 , without considering the influence of $l^+(D_1)$.

When dealing with D_2 , since $D_1 \subset l_2^0 l_2^{(1)0} l_2^{(2)0}$, to any $\mathbf{x} \in D_1$, the outputs of the hyperplanes of H are all zero. So the constructed linear function on D_2 has no influence on D_1 .

Finally, we realize the desired piecewise linear function on $D = D_1 \cup D_2$ by network $2^{(1)}6^{(1)}1'^{(1)}$, whose hidden layer has $m = 2(n + 1) = 6$ units. The general case of n -dimensional space is similar.

Case $m > 2(n + 1)$: Note that in Figure 2, for example, to l_1 , when there exist more than two lines classifying the data points as l_1 besides $l_1^{(1)}$ and $l_1^{(2)}$, if we ensure that any two of them are constructed by equation 4.8, then the rank of the linear-output weight matrix is still $n + 1 = 3$, and the redundant lines would not influence the production of the linear function on D_1 according to lemmas 1 or 2.

In general, to data set D , when $|l^+(D)| > n + 1$, if there exists a size $(n + 1) \times (n + 1)$ nonsingular submatrix in the linear-output weight matrix \mathbf{W} of D with respect to $l^+(D)$, then $\text{rank}(\mathbf{W}) = n + 1$; and by lemmas 1 or 2, the redundant activated hyperplanes cannot influence the implementation of the linear function needed.

Let l_1 be an activated hyperplane of D , whose equation is $\mathbf{w}_1^T \mathbf{x} + b_1 = 0$, where \mathbf{w}_1 is defined as equation 4.7. Analogous to equation 4.8, we construct a size $m \times (n + 1)$ for $m > n + 1$ linear-output weight matrix of D as

$$\mathbf{W} = [\mathbf{W}_{n+1}, \mathbf{W}_c], \quad (4.9)$$

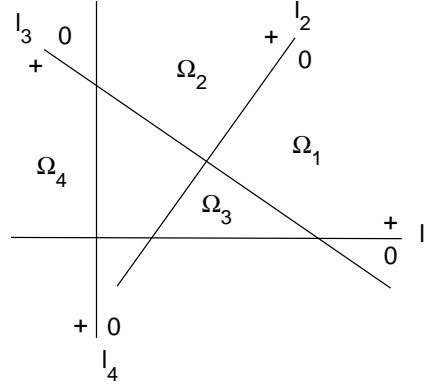


Figure 3: Distinguishable regions formed by lines.

where \mathcal{W}_{n+1} is of equation 4.8 and

$$\mathcal{W}_c = \begin{bmatrix} w_{11} & w_{11} & \cdots & w_{11} \\ w_{12} + \varepsilon_{n+1} & w_{12} + \varepsilon_{n+2} & \cdots & w_{12} + \varepsilon_{m-1} \\ \vdots & \vdots & \ddots & \vdots \\ w_{1n} + \varepsilon_{n+1}^{n-1} & w_{1n} + \varepsilon_{n+2}^{n-1} & \cdots & w_{1n} + \varepsilon_{m-1}^{n-1} \\ b_1 + \varepsilon_{n+1}^n & b_1 + \varepsilon_{n+2}^n & \cdots & b_1 + \varepsilon_{m-1}^n \end{bmatrix}, \quad (4.10)$$

where $0 < \varepsilon_i < 1$ and $\varepsilon_i \neq \varepsilon_j$ for $i, j = 1, 2, \dots, m-1$. Then $\text{rank}(\mathcal{W}) = n+1$ and when ε_i 's are small enough, the $m-1$ constructed hyperplanes have the same classification effect as l_1 . This is the case of $m > 2(n+1)$. \square

4.2 Distinguishable Data Sets

We generalize proposition 1 with only two subdomains to the case of any finite number of subdomains.

Definition 11. Let D_i 's for $i = 1, 2, \dots, k$ be k data sets of n -dimensional space. We say that D_i 's are distinguishable, provided that we can find k hyperplanes l_i 's satisfying the following conditions: $D_{j_1} \subseteq l_1^+$, $D_{j_\nu} \subseteq l_\nu^+ \wedge \bigcup_{\mu=1}^{\nu-1} D_{j_\mu} \subseteq l_\nu^0$ for $\nu \geq 2$, where $j_\nu \in \mathbb{N}$ with $1 \leq j_\nu \leq k$ for $\nu = 1, 2, \dots, k$. The hyperplane l_ν with respect to D_{j_ν} is called a distinguishable hyperplane of D_{j_ν} . And the order of sequence $D_{j_1}, D_{j_2}, \dots, D_{j_\nu}$ is called the distinguishable order of D_i 's.

The concept of distinguishable data sets will be used for the solution to piecewise linear functions via three-layer networks. What follows is an example of this concept.

Proposition 2. In n -dimensional space, m hyperplanes can be adjusted to form m distinguishable regions Ω_i 's for $i = 1, 2, \dots, m$. If there exist m data sets D_i 's with $D_i \subset \Omega_i$, they are also distinguishable.

Proof. As shown in Figure 3, if only take lines l_1 , l_2 and l_3 into consideration, the arrangement can produce regions $\Omega_1 = l_3^0 l_2^+ l_1^+$, $\Omega_2 = l_3^+ l_2^+ l_1^+$ and $\Omega_3 = l_3^+ l_2^0 l_1^+$, satisfying the distinguishable condition of definition 11: $\Omega_1 \subset l_1^+$, $(\Omega_2 \subset l_2^+) \wedge (\Omega_1 \subset l_2^0)$ and $(\Omega_3 \subset l_3^+) \wedge (\Omega_2 \cup \Omega_1 \subset l_3^0)$. Thus they are distinguishable.

When an arbitrary fourth line l_4 is added, we can translate it as far as possible to make sure that $\Omega_i \cap l_4^0 \neq \emptyset$ for $i = 1, 2, 3$. Any region in l_4^+ can be chosen as the fourth one, such as $\Omega_4 = l_4^+ l_3^+ l_2^+ l_1^+$; other three regions are changed into

$$\Omega'_i = l_4^0 \cap \Omega_i \quad (4.11)$$

for all i . It's easy to verify that regions Ω_4 and Ω'_i 's are distinguishable. For simplicity of notations, we again use the notations Ω_i to represents Ω'_i for $i = 1, 2, 3$, but the corresponding region may be changed due to equation 4.11. So Ω_i 's for $i = 1, \dots, 4$ are distinguishable.

The above procedure can be done inductively from $k = 2$. Suppose that $k - 1$ distinguishable regions have been constructed by $k - 1$ lines, denoted by Ω_i 's for $i = 1, 2, \dots, k - 1$ for $k \geq 2$. When adding the k th line l_k , we translate it to a place where $l_k^0 \cap \Omega_i \neq \emptyset$ for all i . Any region in l_k^+ could be selected as the k th region Ω_k . Other $k - 1$ regions are the intersections of l_k^0 and the original Ω_i 's, that is, $\Omega'_i = l_k^0 \cap \Omega_i$, where Ω'_i is the new i th region after l_k being added. Denote all of the k new regions by Ω_i 's for $i = 1, 2, \dots, k$ and they are distinguishable regions. Repeat it until $k = m$.

To m data sets D_i 's for $i = 1, 2, \dots, m$ with $D_i \subset \Omega_i$, the distinguishable condition still holds by the construction process of Ω_i 's. So D_i 's are distinguishable data sets.

The case of arbitrary n -dimensional space is similar. This completes the proof. \square

Proposition 3. *To any discrete piecewise linear function of equation 4.6, if its subdomains D_i 's for $i = 1, 2, \dots, k$ are distinguishable, a three-layer network $n^{(1)}m^{(1)}1^{(1)}$ with $m \geq k(n + 1)$ can realize it.*

Proof. As definition 11, if D_i 's are distinguishable, they can be arranged in a new order of D_{j_ν} 's where $j_\nu \in \mathbb{N}$ and $1 \leq j_\nu \leq k$ for $\nu = 1, 2, \dots, k$, each of which corresponds to a distinguishable hyperplane l_ν such that $D_{j_\nu} \subset l_\nu^+ \wedge \bigcup_{\mu=1}^{\nu-1} D_{j_\mu} \subset l_\nu^0$.

Case $m = k(n + 1)$: The construction of linear functions on subdomains must be in accordance with the distinguishable order D_{j_ν} 's for $\nu = 1, 2, \dots, k$. The case of subdomain D_{j_1} is trivial. According to its distinguishable hyperplane l_{j_1} , we construct n hyperplanes having the same classification effect on domain $D = \bigcup_i D_i$ as l_{j_1} , by the method of equation 4.8. Then use lemma 1 to realize the linear function on D_{j_1} , after which all the relevant parameters of the network for D_{j_1} are fixed. To subdomain D_{j_2} , also construct n hyperplanes according to l_{j_2} . If $D_{j_2} \subset l_{j_2}^+ l_{j_1}^0$, use lemma 1 to implement its linear function; if $D_{j_2} \subset l_{j_2}^+ l_{j_1}^+$, lemma 2 is the choice. Since $D_{j_1} \subset l_{j_2}^0$ by the property of distinguishable data sets, the linear function on D_{j_2} could not influence the one on D_{j_1} .

The above process can be done inductively. Suppose that the linear functions on D_{j_ν} 's for $\nu \leq \mu - 1$ with $\mu \geq 3$ have been realized, and the next is for D_{j_μ} . The method is the same as that of D_{j_2} . Since $\bigcup_{\nu=1}^{\mu-1} D_{j_\nu} \subset l_{j_\mu}^0$, the new added linear function on D_{j_μ} cannot disturb those on D_{j_ν} 's constructed before. Repeat the induction until $\nu = k$.

Because each subdomain need $n + 1$ activated hyperplanes to produce the linear function on it, the number of units of the hidden layer is $k(n + 1)$.

Case $m > k(n + 1)$: The reason is the same as case $m > 2(n + 1)$ of proposition 1 of section 4.1. \square

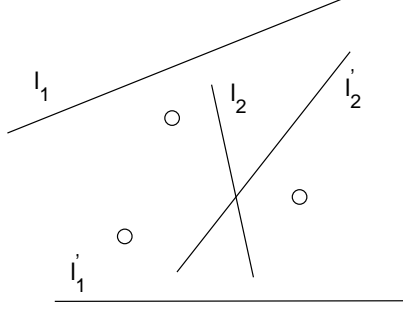


Figure 4: Representative hyperplane.

4.3 Representative Hyperplane

Definition 12. Let \mathcal{H} be the set of hyperplanes of n -dimensional space and D be a set of data points with finite cardinality. A relation $R_D \subseteq \mathcal{H} \times \mathcal{H}$ is defined as: $(l_1, l_2) \in R_D$ means that l_1 divides D into the same two subsets as l_2 , where $l_1, l_2 \in \mathcal{H}$.

For example, in Figure 4, $(l_1, l_1') \in R_D$, since both l_1 and l_1' divide D into subsets of D and ϕ , and similarly for $(l_2, l_2') \in R_D$. It's easy to verify that R_D is an equivalence relation; so $(l_m, l_n) \in R_D$ can use the notation $l_m \sim l_n$, which is read as “ l_m is equivalent to l_n ”.

Definition 13. Under the notations of definition 12, denote the quotient set of \mathcal{H} with respect to the relation R_D by

$$\mathcal{H}/R_D = \{[a]_{R_D}, a \in \mathcal{H}\}, \quad (4.12)$$

where $[a]_{R_D} = \{l \mid l \in \mathcal{H} \wedge a \sim l\}$ is an equivalence class of \mathcal{H}/R_D . To each element $[a]_{R_D}$ of \mathcal{H}/R_D , all the hyperplanes belonging to $[a]_{R_D}$ do the same classification to data set D ; and a representative hyperplane of $[a]_{R_D}$ is defined to be any $l \in [a]_{R_D}$ that is chosen as the representation of $[a]_{R_D}$. Each equivalence class accounts for one representative hyperplane with its distinct classification result.

Each representative hyperplane of D corresponds to one way of classifying D into a distinct two-subset. Because the cardinality $|D|$ is finite, the number of distinct two-subsets derived from linear classification to D is also finite, and so is the number of representative hyperplanes. This property will be used in the following section.

4.4 General Result

Lemma 4 of this section will provide a method of constructing distinguishable data sets. The interpolation capability of three-layer networks for single output will be given in theorem 2.

Lemma 3. Let D be a two-category data set of n -dimensional space whose each element is marked by either $*$ or Δ ; and there's only one $*$ -sample in D , denoted by p_* . Then among all the representative hyperplanes, we can find the one l_{max} classifying D into two subsets D_* and D_Δ , such that $p_* \in D_*$ and D_Δ has the maximum number

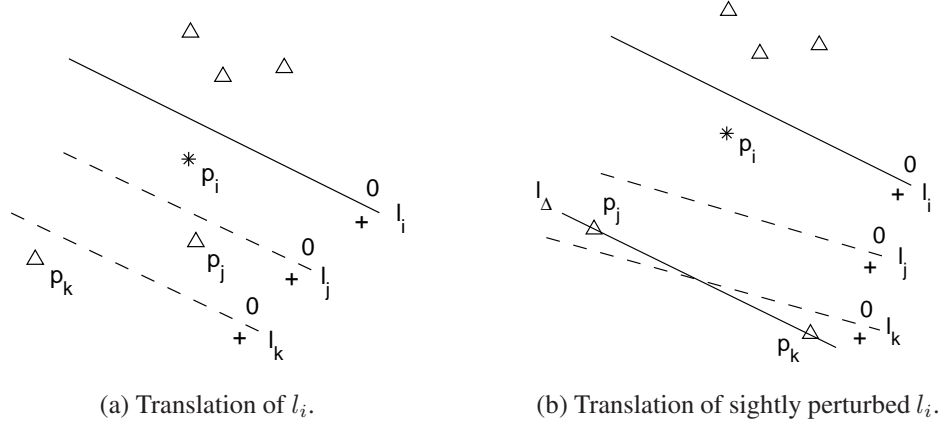


Figure 5: Construct distinguishable data sets.

of Δ -samples. And when we translate l_{max} towards p_* , it will not meet any Δ -sample before passing through p_* .

Proof. Because the number of representative hyperplanes is finite, we can always find the one l_{max} contributing to maximum $|D_\Delta|$. If during the translation of l_{max} , it meets a Δ -sample before reaching p_* , then there exists a representative hyperplane resulting in greater $|D_\Delta|$; this is a contradiction. The conclusion follows.

Figure 5a is an example. Line l_i and pint p_i correspond to l_{max} and the *-sample of this lemma, respectively. When l_i approaches p_i , it will not pass through any Δ -sample. \square

Definition 14. In lemma 3, the representative hyperplane l_{max} with respect to the two-category data set D is called the maximum hyperplane of D .

Lemma 4. Given k data sets D_i 's of n -dimensional space for $i = 1, 2, \dots, k$, if each of them has only one element p_i , then D_i 's can be distinguishable.

Proof. The proof is constructive. We construct k hyperplanes such that their dividing D_i 's satisfies the condition of distinguishable data sets. D_i 's will be dealt with one by one according to the ascending order of subscript indices. If D_i fulfils the distinguishable condition, it is called a distinguishable data set and will be put aside for the next one D_{i+1} . During the process of the rest of the data sets, D_i should not be influenced; otherwise, it may become undistinguishable again and needs further treatment. This is the general procedure.

Since each data set has only one element, we will use point p_i instead of set D_i to describe the proof. All the terms related to distinguishable data set D_i will be applied to point p_i . During the construction, points p_i 's for $i = 1, 2, \dots, k$ are classified into one or two categories. If a point is distinguishable, we call it a Δ -sample as in lemma 3; otherwise, it is a *-sample. At the beginning, all of the data pints are *-samples; and finally all the *-samples will become Δ -samples. The ultimate goal is to rearrange the order of D_i 's into D_{j_ν} 's for $\nu = 1, 2, \dots, k$, with a distinguishable hyperplane l_{j_ν} attached to each D_{j_ν} .

The proof is by induction and the main inductive procedure is illustrated by an example of Figure 5. The five triangles of Figure 5a or Figure 5b represent five distinguishable points that have been processed and the distinguishable order is p_{j_1}, \dots, p_{j_5} . Next step is to deal with p_i . The solution is not evident, since p_i cannot be linearly separated from the five Δ -samples. Let D_p be the set composed of p_i and the existing five Δ -samples. Find the maximum line l_i of D_p ; then l_i is the distinguishable line of p_i and p_i becomes a Δ -sample. Add p_i to the rear of the distinguishable order. If there exist no other Δ -samples in l_i^+ , the operation on p_i stops.

Otherwise, for example, if there's only one Δ -sample $p_j \in l_i^+$ for $j < i$ as shown in Figure 5a (regardless of the Δ -sample p_k), then p_j becomes undistinguishable again since the operation on p_i has influenced it, which needs further treatment. There are two steps required. The first is the update of the distinguishable order. Suppose that p_j is located in the position j_2 , i.e., $p_{j_2} = p_j$. Delete p_j from p_{j_1}, \dots, p_{j_5} , insert p_i to the rear of the sequence and put p_j after p_i ; that is, the distinguishable order becomes $p_{j_1}, p_{j_3}, p_{j_4}, p_{j_5}, p_i, p_j$; we can relabel the subscripts such that the altered sequence appears as $p_{j_1}, p_{j_2}, \dots, p_{j_6}$. The second is to update the distinguishable line of p_j . We translate l_i to produce a new distinguishable line of p_j , and delete the former one. In Figure 5a, l_i is translated to the position of dotted l_j ; and l_j could be the new distinguishable line of p_j , since all the Δ -samples (including the new established p_i) are in l_j^0 and $p_j \in l_j^+$. We call the above process the *single Δ -sample procedure*.

The reason that we use the method of translating l_i to produce the new distinguishable line of p_j is that when l_i approaches p_j , it will never have the opportunity to influence the Δ -samples in original l_i^0 , which greatly facilitate the construction of distinguishable data sets.

If there are more than one former Δ -samples in l_i^+ , we classify the solution into two categories due to different processing methods.

Case 1: If there exist two Δ -samples $p_j, p_k \in l_i^+$ and p_j, p_k are not on a line parallel to l_i , the method is as follows. Without loss of generality, suppose that p_j is the first point met by the translated l_i . Then the operation on p_j is the same as the *single Δ -sample procedure* above. After that, to the other Δ -sample p_k , two steps are also required. First, change the position of p_k in the distinguishable order into the rear of the sequence. Second, translate l_i until $p_k \in l_i^+$ and the previous $p_j \in l_i^0$ to update the distinguishable line of p_k , such as the dotted l_k of Figure 5a. Now the operation on p_i stops, including its own treatment as well as that of its influencing Δ -samples p_j and p_k .

In general, denote the set of Δ -samples in l_i^+ by D_Δ with $|D_\Delta| \geq 2$, and suppose that no two of D_Δ are on a line parallel to l_i . When translating l_i , the first encountered Δ -sample is processed as p_j ; and the remaining ones are by the method of p_k .

Case 2: The more difficult case is when $p_j, p_k \in l_i^+$ but on a line parallel to l_i . In Figure 5b, the line l_Δ connecting p_j and p_k is parallel to l_i . In this case, we cannot distinguish p_j and p_k by the translation of l_i . The solution is to generate a slight random disturbance to the weight parameters of l_i . Let $\mathbf{w}_i^T \mathbf{x} + b_i = 0$ be the equation of l_i , and let ϵ be a size $n \times 1$ vector whose entries are randomly selected from the uniform distribution on interval $(0, 1)$. The perturbed line l_ϵ is expressed as

$$(\mathbf{w}_i + \alpha \epsilon)^T \mathbf{x} + b_i = 0, \quad (4.13)$$

where α is a real number whose absolute value can be arbitrarily small. Through the perturbation, l_ϵ is not parallel to l_i ; and if $|\alpha|$ is small enough, l_ϵ could have the same classification result as l_i , which ensures that the Δ -samples in l_i^0 are also in l_ϵ^0 . Then translate l_ϵ instead of l_i to process p_j and p_k as case 1. Figure 5b shows the result of two dotted lines as the updated distinguishable lines.

If the collinear case occurs for several times when cardinality $|D_\Delta| > 2$, recursively apply the method of equation 4.13. For example, when the translated l_i encounters some Δ -samples lying on a line parallel to l_i , randomly disturb it to be l_{ϵ_1} whose equation is $(\mathbf{w}_i + \alpha_1 \epsilon_1)^T \mathbf{x} + b_i = 0$, and then translate l_{ϵ_1} . If again meet Δ -samples on a line parallel to l_{ϵ_1} , change l_{ϵ_1} to be $(\mathbf{w}_i + \alpha_1 \epsilon_1 + \alpha_2 \epsilon_2)^T \mathbf{x} + b_i = 0$ of l_{ϵ_2} , and translate l_{ϵ_2} . Note that if $|\alpha_2|$ is small enough, the Δ -samples in $l_{\epsilon_1}^0$ are also in $l_{\epsilon_2}^0$; and if both $|\alpha_1|$ and $|\alpha_2|$ are small enough, those Δ -samples in l_i^0 also belong to $l_{\epsilon_2}^0$.

Because cardinality $|D_\Delta|$ is finite, this disturbance-adding operation would not be done for infinite times. The final line for translation can be written as

$$(\mathbf{w}_i + \sum_{\nu=1}^{\mu} \alpha_\nu \epsilon_\nu)^T \mathbf{x} + b_i = 0, \quad (4.14)$$

where μ is the number of disturbance-adding operations. In equation 4.14, if each $|\alpha_\nu|$ is small enough, we can always preserve the classification result before disturbance and avoid the difficulty caused by collinear points.

During the process, the way of updating the distinguishable order is the same as that of case 1. This completes the proof of case 2.

The inductive procedure above is applicable to the general n -dimensional case. If we change the term *line* into *hyperplane*, the proof still holds.

Now we use mathematical induction to prove this lemma. The induction begins with p_1 . Select a hyperplane l_1 such that $p_1 \in l_1^+$. The case of p_2 is also trivial; divide p_2 and p_1 via hyperplane l_2 such that $p_2 \in l_2^+$ and $p_1 \in l_2^0$. The difficulty starts from p_3 , since it may not be easy to find l_3 satisfying the distinguishable condition. Use the inductive method as the example of Figure 5 to deal with p_i for $i \geq 3$ until $i = k$. □

Theorem 2. A three-layer network $n^{(1)}m^{(1)}1^{(1)}$ with $m \geq \nu(n+1)$ can realize any discrete piecewise linear function of equation 4.6, where $\nu = |D|$ is the number of data points of domain D .

Proof. We decompose the domain $D = \bigcup_{i=1}^k D_i$ of a discrete piecewise linear function of equation 4.6 into $D = \bigcup_{j=1}^{\nu} D'_j$ for $j = 1, 2, \dots, \nu$, where each D'_j contains only one distinct element of D . Then by lemma 4 and proposition 3, the conclusion follows. □

Corollary 3. Any two-category data set D of the n -dimensional input space can be classified by a three-layer network $n^{(1)}m^{(1)}1^{(1)}$, provided that there are sufficiently many units of the hidden layer.

Proof. By theorem 2, make the outputs of one category positive by linear functions, and make the outputs of the other category zero by constant functions, which is a two-category classification. □

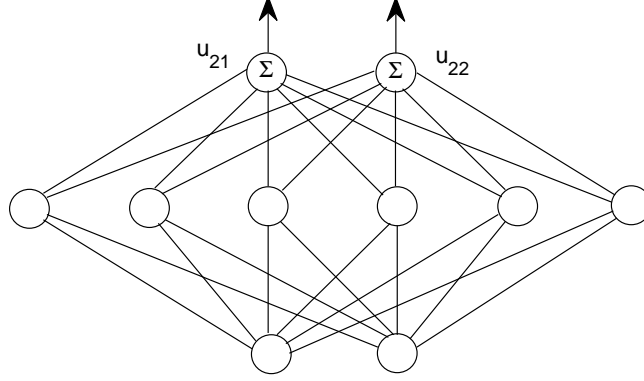


Figure 6: Multi-output of three-layer networks.

5 Multi-Output Case I

We will present the parameter-sharing mechanism of three-layer networks for multi-output in theorem 3. An interpretation of the last three-layer subnetwork of convolutional neural networks will be given in corollary 4.

Definition 15. A multi-dimensional discrete piecewise linear function

$$f : D \rightarrow \mathbb{R}^\mu, \quad (5.1)$$

where domain $D = \bigcup_{i=1}^k D_i \subset \mathbb{R}^n$ with $D_i \cap D_j = \emptyset$ for $i \neq j$ and $j = 1, 2, \dots, k$, is a function composed of μ discrete piecewise linear functions, each of which is denoted by $f_\nu : D \rightarrow \mathbb{R}$ for $\nu = 1, 2, \dots, \mu$ as equation 4.6 and corresponds to the ν th dimension of the codomain \mathbb{R}^μ .

Theorem 3. Any multi-dimensional discrete piecewise linear function of equation 5.1 can be realized by a three-layer network $n^{(1)}m^{(1)}\mu'^{(1)}$ for $m \geq \nu(n+1)$ with $\nu = |D|$.

Proof. Figure 6 is an example of multi-output networks with $\mu' = 2$. Use the method of theorem 2 and lemma 4 to construct distinguishable data sets for $D = \bigcup_{i=1}^k D_i$, through the hidden layer of $n^{(1)}m^{(1)}\mu'^{(1)}$. Suppose that the hidden layer of Figure 6 has completed the construction of distinguishable data sets for domain D . By proposition 3, unit u_{21} of the output layer can produce any discrete piecewise linear function on D by adjusting its input weights.

The case of the other output unit u_{22} is similar. The parameters of u_{22} can be set independently regardless of u_{21} , since they share no common input weights. Thus u_{22} can also produce arbitrary discrete piecewise linear function on D .

In general, each linear unit of the output layer can do the same work independently through their independent input weights. This is the key to the proof. \square

Remark. Generally speaking, to the mechanism of multi-output of three-layer networks, the units of the hidden layer divide the domain, while the units of the output layer share the same divided subdomains and realize the linear functions on them independently.

Corollary 4. *A three-layer network $n^{(1)}m^{(1)}\mu^{(1)}$ with μ outputs can classify any μ -category data set D of the n -dimensional input space, if the number of units of the hidden layer satisfies $m \geq \nu(n+1)$ with $\nu = |D|$.*

Proof. To the i th unit u_{2i} for $i = 1, 2, \dots, \mu$ of the output layer, by corollary 3, make its output positive for the i th category of D , and zero for the remaining categories. By theorem 3, each unit of the output layer can be dealt with independently for the corresponding category. \square

Remark. *This corollary gives one solution of the last three-layer subnetwork of convolution neural networks (LeCun et al., 1989; LeCun, Bottou, Bengio, & Haffner, 1998; Krizhevsky, Sutskever, & Hinton, 2017), which is fully connected and produces the final output of multi-category classification. It may explain the general mechanism of classification by three-layer networks to some extent as well.*

6 Deep-Layer Network

The main difficulty of producing a piecewise linear function by three-layer networks is the half-space interference as discussed in section 3.3. The concept of distinguishable data sets of section 4 is to eliminate the disturbance among hyperplanes. To solve this problem via deep-layer networks, Huang (2020) resorted to the network architecture of unconnected independent modules together with a bias constraint. In this section, we will propose another method to avoid half-space interference through deep layers, with less constraints on network architectures. The underlying principle is more general and the results can be generalized to explain some networks applied in engineering.

The interpolation methods of DeVore, Hanin, & Petrova (2021) and Zhang, Bengio, Hardt, Recht, & Vinyals (2017) can also yield a solution of deep layers. Ours is distinct in two ways. The first is that it's natural for the latter to be generalized to the continuous case, due to its property of region dividing. The second distinction lies in the clear geometric meaning of each layer, as well as the geometric interpretation of the whole network architecture.

6.1 Interference-Avoiding Principle

The next theorem plays a fundamental role in the solution of deep ReLU networks. From the remark below, to the continuous case, it in fact solves the problem of restricted architectures of Huang (2020), where T-biases and independent subnetwork modules must be required to produce piecewise linear approximations. It makes the universal-solution finding of the architectures used in practice possible.

Theorem 4 (Interference-Avoiding Principle). *Given network $n^{(1)}m^{(1)}1^{(1)}$, let D_1 and D_2 be two data sets of the n -dimensional input space. Suppose that D_1 and D_2 are separated by a hyperplane l such that $D_1 \subset l^0$ and $D_2 \subset l^+$, where l corresponds to a unit of the first layer. Then in the second layer, if the unit is activated by D_1 , it could be designed not to be activated by D_2 .*

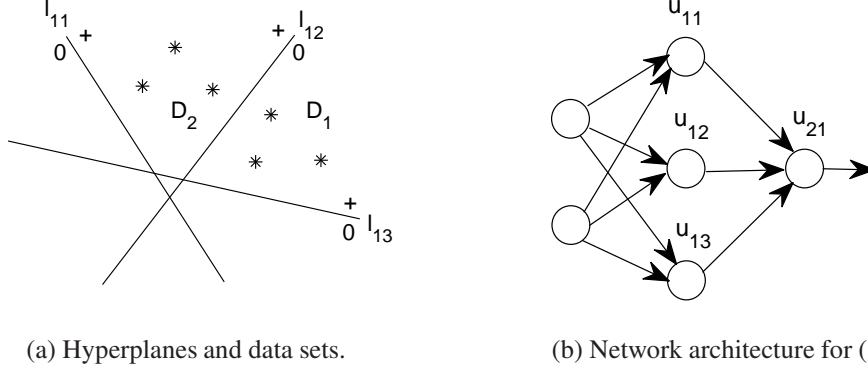


Figure 7: Interference-avoiding principle.

Proof. We first explain the idea by an example. In Figure 7a, D_1 and D_2 are two data sets, both having three elements. Each line l_{1i} for $i = 1, 2, 3$ of Figure 7a corresponds to unit u_{1i} of the first layer of the network $2^{(1)}3^{(1)}1^{(1)}$ of Figure 7b. Let w_i be the output weight of u_{1i} of the first layer, as well as the i th input weight of u_{21} of the second layer. As shown in Figure 7a, D_1 activates u_{11} and u_{13} , while D_2 activates u_{11} , u_{12} and u_{13} . There exists line l_{12} such that $D_1 \subset l_{12}^0$ and $D_2 \subset l_{12}^+$.

Let D'_1 and D'_2 be the mapped data sets of D_1 and D_2 by the first layer, respectively. To any $\mathbf{x} \in D_1$, only u_{11} and u_{13} output nonzero values. Thus, we can set weights w_1 , w_3 and bias b of u_{21} to make D'_1 activate u_{21} . After that, w_1 , w_3 and b are fixed to preserve the result.

Simultaneously, we don't want u_{21} to be activated by D'_2 . Since $D_1 \subset l_{12}^0$, the output of u_{12} for D_1 is zero; so the output weight w_2 of u_{12} has no influence on the activation of u_{21} by D_1 . However, when D_2 is the input, the output of u_{12} is nonzero and the weight w_2 could influence the activation of u_{21} . That's the key point.

To any $\mathbf{x}^{(1)} \in D'_1 \cup D'_2$, denote the input sum to u_{21} by

$$s = \mathbf{w}^T \mathbf{x}^{(1)} + b = w_2 x_2 + C \quad (6.1)$$

where $\mathbf{w} = [w_1, w_2, w_3]^T$, $\mathbf{x}^{(1)} = [x_1, x_2, x_3]^T$ is the output vector of the first layer, and $C = w_1 x_1 + w_3 x_3 + b$ with w_1 , w_3 and b fixed for D_1 . To only D'_2 , we write equation 6.1 as

$$s_i = \mathbf{w}^T \mathbf{x}_i^{(1)} + b = w_2 x_{i2} + C_i, \quad (6.2)$$

where $\mathbf{x}_i^{(1)} = [x_{i1}, x_{i2}, x_{i3}]^T \in D'_2$ is the i th element of D'_2 for $i = 1, 2, 3$, and

$$C_i = w_1 x_{i1} + w_3 x_{i3} + b. \quad (6.3)$$

We should adjust w_2 of equation 6.2 to make $s_i < 0$ for all i , by which unit u_{21} would not be activated by D_2 .

Because the number of elements of D'_2 is finite, we have

$$0 < \mathbf{x}_{\min} \leq \mathbf{x}_i^{(1)} \leq \mathbf{x}_{\max}, \quad (6.4)$$

where the inequalities or equalities for vectors describe the relation of vector components, such as $\mathbf{x}_{\min} \leq \mathbf{x}_1$ meaning that each component of \mathbf{x}_1 is greater than or equal

to the corresponding component of \mathbf{x}_{min} ; and $\mathbf{0}$ is a vector whose components are all zero; $\mathbf{x}_{min} > \mathbf{0}$ holds since the nonzero output of a ReLU is always greater than zero. Thus, both x_{i2} and C_i of equation 6.2 are bounded and $x_{i2} > 0$. With this constraint, if w_2 is a negative number small enough, $s_i < 0$ for all i .

To the general case of $n^{(1)}m^{(1)}1^{(1)}$, suppose that $D_1 \subset l_\nu^0$ and $D_2 \subset l_\nu^+$, where hyperplane l_ν corresponds to the ν th unit of the first layer. The bias and some input weights of u_{21} of the second layer have been set to activate u_{21} by D'_1 . Let $\mathbf{x}_i^{(1)} = [x_{i1} \ x_{i2} \ \cdots \ x_{im}]^T$ be the i th element of D'_2 for $i = 1, 2, \dots, k$ with $k = |D'_2|$. We change equation 6.2 into

$$s_i = \mathbf{w}^T \mathbf{x}_i^{(1)} + b = w_\nu x_{i\nu} + C_i, \quad (6.5)$$

where

$$C_i = \sum_{\mu \in A} w_\mu x_{i\mu} + b \quad (6.6)$$

with

$$A = \{\tau | \tau \neq \nu, l_\tau \in l^+(\mathbf{x}_i^{(1)})\}, \quad (6.7)$$

in which $l^+(\mathbf{x}_i^{(1)})$ is the set of hyperplanes activated by $\mathbf{x}_i^{(1)}$. In equation 6.6, parameters w_μ 's and b are fixed, some of which for D'_1 and others not used (if any).

Note that equation 6.4 also holds for the general case. Then equations 6.5, 6.6 and 6.4 can always yield a solution of w_ν of equation 6.5 such that $s_i < 0$ for all i ; that is, u_{21} of the second layer cannot be activated by D_2 . This completes the proof. \square

Remark. If a continuous piecewise linear function is defined on a bounded domain, equation 6.4 still holds; thus, the proof is applicable to the continuous case.

Corollary 5. Using the notations of theorem 4, suppose that there exist k hyperplanes for $k \geq 1$ satisfying $D_1 \subset \prod_{\nu=1}^k l_\nu^0$ and $D_2 \subset \prod_{\nu=1}^k l_\nu^+$. If the unit of the second layer can be activated by D_1 , we can make it not activated by D_2 .

Proof. Change the term $w_\nu x_{i\nu}$ of equation 6.5 into a sum form as

$$s_i = \mathbf{w}^T \mathbf{x}_i^{(1)} + b = \sum_{\nu=1}^k w_\nu x_{i\nu} + C_i. \quad (6.8)$$

The remaining proof is similar to that of theorem 4. \square

Corollary 6. Given network $n^{(1)}1^{(1)}$, D_1 and D_2 are two data sets of the n -dimensional input space. Denote a data point of the input space by $\mathbf{x} = [x_1, x_2, \dots, x_n]^T$. Suppose that to D_1 , there are k dimensions satisfying $x_{i_1} = 0, x_{i_2} = 0, \dots, x_{i_k} = 0$ for $1 \leq k < n$; and to D_2 , the coordinate values of the k dimensions are positive instead of zero. Then if the unit of the first layer is activated by D_1 , it can be designed not to be activated by D_2 .

Proof. We consider the input layer of $n^{(1)}1^{(1)}$ as the first layer of $n^{(1)}m^{(1)}1^{(1)}$ of corollary 5, with the number of units changed. Then the condition of this corollary that $k \geq 1$ corresponds to that of corollary 5. Thus the conclusion holds. \square

6.2 Applications of the Principle

We will propose a type of network architecture to implement a piecewise linear function in theorems 5 as an application of interference-avoiding principle of theorem 4.

Lemma 5. *To network $n^{(1)}m^{(1)}$, if two data sets D_1 and D_2 of the n -dimensional input space are linearly separable, we can find $m = k_1 + k_2$ hyperplanes formed by the first layer, such that $D_1 \subset \prod_{i=1}^{k_1} l_i^+ \prod_{j=k_1+1}^m l_j^0$ and $D_2 \subset \prod_{i=1}^{k_1} l_i^0 \prod_{j=k_1+1}^m l_j^+$. To D_ν for $\nu = 1, 2$, let D'_ν be the mapped data set of D_ν by the first layer. And if $k_1 = k_2 = n$, D'_ν for all ν is an affine transform of D_ν by the construction method used.*

Proof. The proof is on the basis of theorem 4 of Huang (2020), whose thought was also mentioned in proposition 1 of this paper.

Since D_1 and D_2 are linearly separable, a hyperplane l_1 could be found with $D_1 \subset l_1^+$ and $D_2 \subset l_1^0$. Then construct other $k_1 - 1$ hyperplanes l_i 's for $i = 2, 3, \dots, k_1$ by the method of theorem 4 of Huang (2020), having the same classification effect as l_1 , that is, $D_1 \subset l_i^+$ and $D_2 \subset l_i^0$ for all i .

Also according to l_1 , by the same method, construct other k_2 hyperplanes with the output marks $+$ and 0 changed in comparison with the above case, such that $D_1 \subset \prod_{j=k_1+1}^m l_j^0$ and $D_2 \subset \prod_{j=k_1+1}^m l_j^+$.

To the mapped D'_1 of D_1 by the first layer, each of its elements can be expressed as

$$\mathbf{x}^{(1)} = [\mathbf{x}'^T, \mathbf{0}^T]^T, \quad (6.9)$$

where the nonzero subvector \mathbf{x}' of size $k_1 \times 1$ comes from $\prod_{i=1}^{k_1} l_i^+$, and zero subvector $\mathbf{0}$ of size $(m - k_1) \times 1$ from $\prod_{j=k_1+1}^m l_j^0$. The zero part $\mathbf{0}$ of equation 6.9 has no influence on the data structure of D'_1 . That is, we can consider D'_1 equivalent to the corresponding data set formed by \mathbf{x}' of equation 6.9.

By the construction method of Huang (2020), when $k_1 = n$, \mathbf{x}' is an affine transform of \mathbf{x} of the input space. Thus, D'_1 is an affine transform of D_1 , and similarly for the case of D'_2 . \square

Next proposition is an example of how interference-avoiding principle could be used to avoid disturbances among hyperplanes through more than one hidden layers. And the example is helpful to understand the proof of the more general case of lemma 6.

Proposition 4. *Let D_1 and D_2 be two data sets of two-dimensional input space, which are linearly separable. Any piecewise linear function of equation 4.6 on domain $D = D_1 \cup D_2$ could be realized by a fourth-layer network $2^{(1)}4^{(1)}6^{(1)}1'$ as shown in Figure 8. The construction of a linear function on one of the two subdomains (such as D_1) has no impact on that of the other one (such as D_2) via the parameter setting of more than one hidden layers.*

Proof. Because D_1 and D_2 are linearly separable, by lemma 5, we can find four lines such that $D_1 \subset l_{11}^+ l_{12}^+ l_{13}^0 l_{14}^0$ and $D_2 \subset l_{11}^0 l_{12}^0 l_{13}^+ l_{14}^+$, where line l_{1j} for $j = 1, 2, 3, 4$ corresponds to unit u_{1j} of the first layer; and the mapped data sets D'_1 and D'_2 by the first layer are the affine transforms of D_1 and D_2 , respectively.

In the first layer, only u_{11} and u_{12} are activated by D_1 , having nonzero output when the input is D_1 . We want units u_{21} , u_{22} and u_{23} of the second layer activated by D'_1 , but

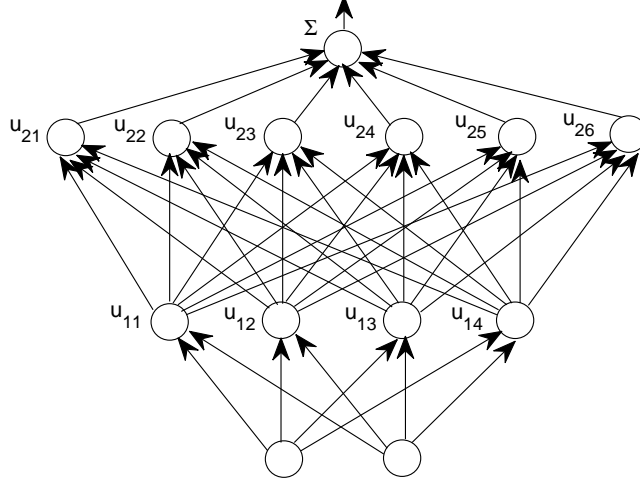


Figure 8: Application of interference-avoiding principle.

not activated by D'_2 . For example, to u_{21} , adjust its input weights associated with u_{11} and u_{12} , as well as its bias, to make it activated by D'_1 , regardless of the weights related to u_{13} and u_{14} due to their zero outputs for D_1 . After that, fix the adjusted parameters of u_{21} , preserving the activation by D_1 .

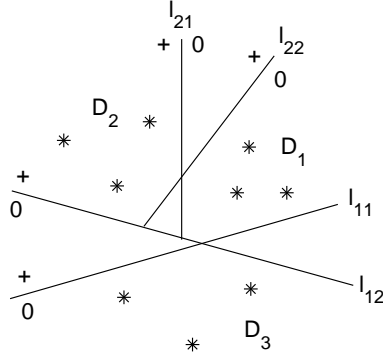
For the deactivation of u_{21} by D_2 , because $D_1 \subset l_{13}^0 l_{14}^0$ and $D_2 \subset l_{13}^+ l_{14}^+$, by corollary 5, u_{21} could be designed not to be activated by D_2 through the parameter setting of output weights of u_{13} and u_{14} . The cases of u_{22} and u_{23} are similar.

In the same way, units u_{24} , u_{25} and u_{26} of the second layer could be activated by D_2 but not by D_1 . The next step is to realize the linear function on subdomains D_1 and D_2 .

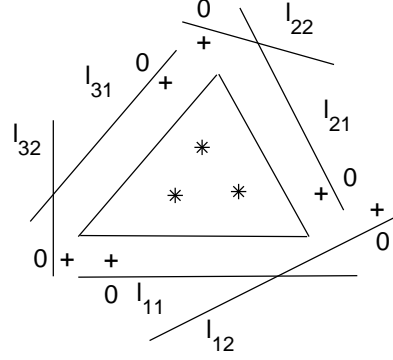
Because $D_1 \subset l_{11}^+ l_{12}^+$, the mapped data set D'_1 by the first layer is an affine transform of D_1 . By lemma 1, the network can produce any linear function on D'_1 via its activated units u_{21} , u_{22} and u_{23} of the second layer, through which the one on D_1 could be realized via the property of affine transforms (lemma 10 of Huang (2020)). Units u_{24} , u_{25} and u_{26} cannot influence this process, since they are not activated by D_1 . Similarly, we can produce the linear function on D_2 and the construction has no impact on D_1 , due to the deactivation of u_{21} , u_{22} and u_{23} by D_2 . \square

Remark. If the six units of the second layer of $2^{(1)}4^{(1)}6^{(1)}1'$ of Figure 8 are the units of the hidden layer of a three-layer network, we cannot arbitrarily arrange the corresponding six hyperplanes to realize a piecewise linear function, due to the interference among hyperplanes; the concept of distinguishable data sets was used then in section 4 to solve this problem. However, by adding one layer, for example, the hyperplanes of units u_{21} , u_{22} and u_{23} for subdomain D_1 can be arbitrarily placed, regardless of disturbing D_2 . Although simple, this example reveals the intrinsic advantage of deep layers.

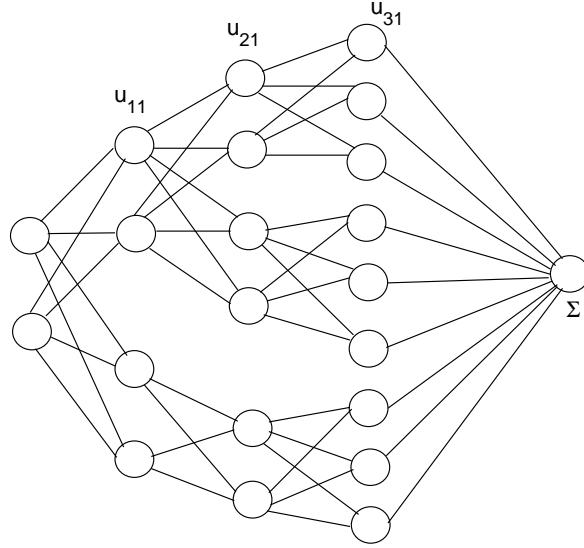
Lemma 6. Let $f : D \rightarrow \mathbb{R}$ be an arbitrary discrete piecewise linear function of equation 4.6 on domain $D = \bigcup_{i=1}^k D_i$. Suppose that each subdomain D_i can be enclosed by a convex polytope with no other data points contained. Then network $n^{(1)} \prod_{j=1}^d m_j^{(1)} 1'^{(1)}$ with $m_j \geq m_{j-1}$ for $j \geq 2$ could realize it, if depth d and widths m_j 's are sufficiently large.



(a) A domain to be divided.



(b) Convex-polygon separation.



(c) Network architecture for (a).

Figure 9: Output piecewise linear functions.

Proof. We first introduce the idea by an example. As shown in Figure 9a, a desired piecewise linear function on domain $D = D_1 \cup D_2 \cup D_3$ is to be realized by a deep-layer network. Figure 9c is the network architecture for Figure 9a, which is a fully connected network but omitting some connections in the figure (the reason will be explained later). Each unit of the hidden layers is denoted by u_{ij} , which means the j th unit of the i th layer. For simplicity, we only label the first unit of each hidden layer in Figure 9c, including u_{11} , u_{21} and u_{31} ; the arrows of connections between units are also omitted. Line l_{ij} for $i, j = 1, 2$ of Figure 9a corresponds to unit u_{ij} of Figure 9c.

We show how the architecture of Figure 9c could implement a piecewise linear function on D of Figure 9a. Write $D_{12} = D_1 \cup D_2$; then D_{12} and D_3 are linearly separable, as can be seen from Figure 9a. Let D'_i for $i = 1, 2, 3$ be the mapped data set of D_i by the first layer, and let $D'_{12} = D'_1 \cup D'_2$.

By lemma 5, in the first layer, we construct four lines such that $D_{12} \subset l_{11}^+ l_{12}^+ l_{13}^0 l_{14}^0$ and $D_3 \subset l_{11}^0 l_{12}^0 l_{13}^+ l_{14}^+$. So when D_{12} is the input, only u_{11} and u_{12} have nonzero output;

and D'_{12} is an affine transform of D_{12} . To D'_{12} , in the second layer, construct four lines to further divide it, with $D'_1 \subset l_{21}^+ l_{22}^+ l_{23}^0 l_{24}^0$ and $D'_2 \subset l_{21}^0 l_{22}^0 l_{23}^+ l_{24}^+$. After that, because $D_{12} \subset l_{13}^0 l_{14}^0$ and $D_3 \subset l_{13}^+ l_{14}^+$, by corollary 5, set the input weights of u_{2j} for $j = 1, 2, 3, 4$ associated with u_{13} and u_{14} to make u_{2j} not activated by D'_3 .

Note that in Figure 9a, lines l_{21} and l_{22} should have been depicted in an affine-transform region of $l_{11}^+ l_{12}^+$; however, the effect is equivalent in terms of line dividing of data points due to the property of affine transforms.

In the architecture of Figure 9c, the reason that we omit the connection between u_{21} and u_{13} lies in two aspects. One is that when the input is D_{12} , the output of u_{13} is zero, having no influence on the subdividing of D'_{12} via u_{21} . The other is that when the input is D_3 , although u_{13} has nonzero output, it cannot activate u_{21} by the construction above. Thus, although they are actually connected, the effect is equivalent to the case that there's no connection between them. Other omitted links are similar.

Return to the construction procedure. When D_3 is the input, since it needs not be subdivided, just transmit it through layers via affine transforms. In the second layer, construct two units u_{25} and u_{26} such that $D'_3 \subset l_{25}^+ l_{26}^+$. And because $D_3 \subset l_{11}^0 l_{12}^0$ and $D_{12} \subset l_{11}^+ l_{12}^+$, by corollary 5, set relevant parameters to make u_{25} and u_{26} not activated by D_{12} .

Denote an output vector of the second layer by

$$\mathbf{x}^{(2)} = [x_1, x_2, x_3, x_4, x_5, x_6]^T, \quad (6.10)$$

where x_i for $i = 1, 2, \dots, 6$ corresponds to the output of u_{2i} . Let D''_j for $j = 1, 2, 3$ be the mapped data set of D'_j by the second layer. When D_1 is the input, to D''_1 , only dimensions x_1 and x_2 associated with u_{21} and u_{22} have nonzero coordinate values; D''_2 is of nonzero in x_3 and x_4 , and D''_3 in x_5 and x_6 . By corollary 6, u_{31} , u_{32} and u_{33} can be designed to be activated only by D''_1 ; D''_2 activates u_{34} , u_{35} and u_{36} , while u_{37} , u_{38} and u_{39} are left for D''_3 .

Finally, by lemma 1 and the property of affine transforms (lemma 10 of Huang (2020)), any linear function on D_1 , D_2 or D_3 could be realized in the output layer.

We summarize the above construction process as five parts. First, subdivide the domain recursively by adding layers until only one subdomain left. Second, use lemma 5 to construct hyperplanes to satisfy the condition of interference-avoiding principle, and to transmit the data via affine transforms. Third, interference-avoiding principle is used to make the subdividing in a separated region without influencing other data points. Fourth, data points that need not be subdivided could be transmitted to succeeding layers via affine transforms. Fifth, the output layer produces the linear function on each subdomain by lemma 1 and the property of affine transforms.

The proof of the general case is the repeated application of the above five parts. If each subdomain D_i can be enclosed by a convex polytope, such as Figure 9b, we can always use the above method to separate D_i and transmit it to the last hidden layer in the sense of affine transforms. Then the linear function on D_i could be realized in the output layer.

To the feature of the network architecture, as the example of Figure 9c, when data-subdividing is required, in the corresponding subnetwork, the number of units needed in the next layer is twice the number of input units of the current layer. And when we only

need affine transforms to transmit the data, in the relevant subnetwork, the number of units of two adjacent layers is equal. The last hidden layer has the maximum number of units because of lemma 1. Thus we have $m_j \geq m_{j-1}$ for $j \geq 2$ of $n^{(1)} \prod_{j=1}^d m_j^{(1)} 1'^{(1)}$. This completes the proof. \square

Remark. *The architecture of this lemma resembles the decoder of autoencoders (Hinton & Salakhutdinov, 2006). Its main feather is that the number of units of hidden layers increases monotonically with the depth of the layer. From the above proof, we see that the architecture with less units in shallower layers is beneficial to coarse region dividing, while more units in deeper layers are for finer region dividing.*

Theorem 5. *The network $n^{(1)} \prod_{j=1}^d m_j^{(1)} 1'^{(1)}$ for $m_j \geq m_{j-1}$ when $j \geq 2$ can realize any discrete piecewise linear function of equation 4.6, with depth d and widths m_j 's large enough.*

Proof. If each subdomain D_i of equation 4.6 could be enclosed by a convex polytope with other data points excluded, the theorem is lemma 6. Otherwise, subdivide D_i into smaller categories, each of which fulfils the condition of lemma 6. \square

Remark. *By the remark of theorem 4, this conclusion can be generalized to the case of continuous piecewise linear functions.*

7 Affine-Transform Generalization

We generalize the solution of theorem 5 to interpret more types of network architectures, especially for those applied in practice. The generalizations are mainly composed of two parts. The first is related to affine transforms (this section), and the second is about the linear output relevant to lemmas 1 or 2 (next section).

Sections 7 and 8 also serve as the demonstration of the universality of our constructed solutions; and the results are crucial ingredients of the theories, which are expected to interpret more solutions of network architectures of engineering.

In this section, affine-transform generalization aims at the problem that when data set D of the input space is embedded in a higher-dimensional space, how it can be transmitted to succeeding layers via affine transforms, through which a desired linear function on it could be realized in the output layer. This generalization will make the parameter setting of the number of hidden-layer units more flexible, with less constraints on network architectures.

7.1 Preliminaries

Lemma 7. *Given network $n^{(1)}m^{(1)}$ for $m > n$, let l_n be the part of the n -dimensional input space that simultaneously activates the m units of the first layer. Then the mapped l'_n of l_n by the first layer lies on an n -dimensional subspace of \mathbf{X}_m , where \mathbf{X}_m is the m -dimensional space of the first layer, or we say that l'_n is on an n -dimensional hyperplane embedded in \mathbf{X}_m .*

Proof. We can imagine that an one-dimensional line could be put in a three-dimensional space, with only its location changed. That is, a line can be represented by three-dimensional vectors, or a line is embedded in a three-dimensional space in topological language. The proof is based on this thought.

By the assumption of section 2.4, the rank of the $m \times n$ input weight matrix \mathbf{W} of the first layer is n . Without loss of generality, we arrange the order of units of the first layer such that

$$\mathbf{W} = [\mathbf{W}_n^T, \mathbf{W}_r^T]^T, \quad (7.1)$$

where \mathbf{W}_n is an $n \times n$ nonsingular submatrix that makes the rank of \mathbf{W} to be n , and \mathbf{W}_r is the remaining part of \mathbf{W} besides \mathbf{W}_n , whose size is $(m - n) \times n$.

Let \mathbf{x} and $\mathbf{x}^{(1)}$ be the vectors of l_n and \mathbf{X}_m , respectively. Then the nonzero output of the first layer is

$$\mathbf{x}^{(1)} = \mathbf{W}\mathbf{x} + \mathbf{b} = \begin{bmatrix} \mathbf{W}_n\mathbf{x} + \mathbf{b}_n \\ \mathbf{W}_r\mathbf{x} + \mathbf{b}_r \end{bmatrix}, \quad (7.2)$$

where \mathbf{b} is the bias vector of the first layer, while \mathbf{b}_n and \mathbf{b}_r are subvectors of \mathbf{b} decomposed according to equation 7.1. Because \mathbf{W}_n is nonsingular, equation 7.2 can be expressed as

$$\mathbf{x}^{(1)} = \begin{bmatrix} \mathbf{x}' \\ \mathbf{x}'_c \end{bmatrix}, \quad (7.3)$$

where

$$\mathbf{x}' = \mathbf{W}_n\mathbf{x} + \mathbf{b}_n \quad (7.4)$$

is an affine transform of \mathbf{x} of the input space, and

$$\mathbf{x}'_c = \mathbf{W}_r\mathbf{x} + \mathbf{b}_r, \quad (7.5)$$

whose dimensionality is $m - n$. Equations 7.3, 7.4 and 7.5 imply

$$\mathbf{x}^{(1)} = \begin{bmatrix} \mathbf{x}' \\ \mathbf{W}_c\mathbf{x}' + \mathbf{b}_c \end{bmatrix}, \quad (7.6)$$

where $\mathbf{W}_c = \mathbf{W}_r\mathbf{W}_n^{-1}$ and $\mathbf{b}_c = -\mathbf{W}_r\mathbf{W}_n^{-1}\mathbf{b}_n + \mathbf{b}_r$.

Based on equation 7.6, we analyze the output of the first layer from geometric viewpoints. For instance, suppose that the input is an one-dimensional line of the input space whose parameter equation is $\mathbf{x}_0 + t\boldsymbol{\lambda}$. Denote by l the part of this line that simultaneously activates the m units of the first layer. After passing through the first layer, by equation 7.6, the output of l is

$$\mathbf{x}_l^{(1)} = \begin{bmatrix} \mathbf{x}'_0 + t\boldsymbol{\lambda}' \\ \mathbf{W}_c(\mathbf{x}'_0 + t\boldsymbol{\lambda}') + \mathbf{b}_c \end{bmatrix} = \begin{bmatrix} \mathbf{x}'_0 + t\boldsymbol{\lambda}' \\ (\mathbf{W}_c\mathbf{x}'_0 + \mathbf{b}_c) + t\boldsymbol{\lambda}'_c \end{bmatrix} = \mathbf{x}_0'' + t\boldsymbol{\lambda}'', \quad (7.7)$$

which is still a line embedded in the m -dimensional space \mathbf{X}_m , since both \mathbf{x}_0'' and $\boldsymbol{\lambda}''$ are m -dimensional vectors.

To the input l_n of this lemma, each of its elements can be represented as the parameter-equation form

$$\mathbf{x} = \mathbf{x}_0 + \sum_{i=1}^n t_i \boldsymbol{\lambda}_i, \quad (7.8)$$

and its output of the first layer is

$$\mathbf{x}^{(1)} = \left[\begin{array}{c} \mathbf{x}'_0 + \sum_{i=1}^n t_i \boldsymbol{\lambda}'_i \\ (\mathbf{W}_c \mathbf{x}'_0 + \mathbf{b}_c) + \sum_{i=1}^n t_i \boldsymbol{\lambda}'_{c_i} \end{array} \right] = \mathbf{x}_0'' + \sum_{i=1}^n t_i \boldsymbol{\lambda}''_i, \quad (7.9)$$

which is on an n -dimensional subspace embedded in \mathbf{X}_m . \square

By lemma 7, the map by the first layer of network $n^{(1)}m^{(1)}$ is from a hyperplane to a hyperplane. However, the map between hyperplanes is not necessarily an affine transform, but may be a projective one. The following theorem will provide more information.

Theorem 6. *Given data set D of the n -dimensional input space and network $n^{(1)}m^{(1)}$ with $m > n$, suppose that D simultaneously activates the m units of the first layer. Let D' be the mapped data set of D by the first layer. Then D' is on an n -dimensional subspace embedded in \mathbf{X}_m , where \mathbf{X}_m is the m -dimensional space of the first layer, and is equivalent to D in the sense of affine transforms.*

Proof. By the assumption of this theorem, we have $D \subset l_n$, with l_n as the part of the n -dimensional input space that simultaneously activates the m units of the first layer. Thus, according to lemma 7, the mapped data set D' is still on an n -dimensional hyperplane embedded in \mathbf{X}_m .

To prove the equivalence of the data structures of D and D' , for example, we first assume that $n = 2$ and $m = 3$ of $n^{(1)}m^{(1)}$. To any $\mathbf{x} \in D$ of the two-dimensional input space, write equation 7.6 here as

$$\mathbf{x}^{(1)} = \left[\begin{array}{c} \mathbf{x}' \\ \mathbf{w}^T \mathbf{x}' + b \end{array} \right], \quad (7.10)$$

where $\mathbf{x}^{(1)} \in D'$ is the mapped data point of \mathbf{x} , and \mathbf{x}' is a subvector of $\mathbf{x}^{(1)}$ as well as an affine transform of \mathbf{x} . Since $n = 2$ and $m = 3$, write $\mathbf{x} = [x, y]^T$, $\mathbf{x}' = [x', y']^T$, $\mathbf{w} = [A, B]^T$ and $b = C$. Then equation 7.10 can be expressed as

$$\mathbf{x}^{(1)} = [x', y', Ax' + By' + C]^T, \quad (7.11)$$

which is on a plane of three-dimensional space.

In order to see the change of the data structure from D to D' in terms of \mathbf{x} and $\mathbf{x}^{(1)}$, we introduce an intermediate vector

$$\mathbf{x}_0 = [x', y', 0]^T, \quad (7.12)$$

which has more direct relationship with $\mathbf{x} = [x, y]^T$. From \mathbf{x}_0 of equation 7.12 to $\mathbf{x}^{(1)}$ of equation 7.11, it could be an affine transform as

$$\mathbf{x}^{(1)} = \mathbf{R}\mathbf{x}_0 + \mathbf{T}, \quad (7.13)$$

where

$$\mathbf{R} = \begin{bmatrix} 1 & 0 & 0 \\ 0 & 1 & 0 \\ A & B & \alpha \end{bmatrix} \quad (7.14)$$

and $\mathbf{T} = [0, 0, C]^T$, with $\alpha \neq 0$ such that \mathbf{R} is nonsingular. Let D'_0 be the data set derived from the first two dimensions of D' , with its each element in terms of \mathbf{x}_0 of equation 7.12. Then by equation 7.13, D'_0 is an affine transform of D' .

Note that in equation 7.12, from $\mathbf{x}' = [x', y']^T$ to \mathbf{x}_0 , only a new dimension whose coordinate value is zero is added, and the augmented dimension has no relationship with the subvector $\mathbf{x}' = [x', y']^T$. We just put \mathbf{x}' into a higher-dimensional space. Because \mathbf{x}' is an affine transform of \mathbf{x} by equation 7.10, the data structure of D'_0 is equivalent to that of D . Combined with equation 7.13, the conclusion follows; that is, the data structure of D' output by the first layer is equivalent to that of D of the input space.

The general case is similar, which is mainly related to equation 7.13. The intermediate vector is constructed as

$$\mathbf{x}_0 = [\mathbf{x}'^T, \mathbf{0}^T]^T, \quad (7.15)$$

where $\mathbf{0}$ is a $(m-n) \times 1$ vector whose components are all zero. The nonsingular matrix \mathbf{R} is changed into

$$\mathbf{R} = \begin{bmatrix} \mathbf{I}_n & \mathbf{0}_{m-n} \\ \mathbf{W}_c & \mathbf{I}_{m-n} \end{bmatrix}, \quad (7.16)$$

where \mathbf{I}_n is the $n \times n$ identity matrix, and similarly for \mathbf{I}_{m-n} ; \mathbf{W}_c is the matrix introduced in equation 7.6; $\mathbf{0}_{m-n}$ is the $n \times (m-n)$ zero matrix. Note that \mathbf{R} of equation 7.16 is nonsingular. The vector \mathbf{T} is

$$\mathbf{T} = [\mathbf{0}'^T, \mathbf{b}_c^T]^T, \quad (7.17)$$

where \mathbf{b}_c comes from equation 7.6 and $\mathbf{0}'$ is an $n \times 1$ zero vector.

By equations 7.15, 7.16 and 7.17, $\mathbf{x}^{(1)}$ of equation 7.6 can be expressed as the form of equation 7.13. The remaining proof is similar to the above example. \square

Lemma 8. *Let \mathbf{x}_0 be a point of n -dimensional space, and $\mathbf{w}^T \mathbf{x} + b = 0$ a hyperplane l associated with a ReLU. After an affine transform, \mathbf{x}_0 becomes \mathbf{x}'_0 and l becomes $\mathbf{w}'^T \mathbf{x}' + b' = 0$. We then have $\mathbf{w}^T \mathbf{x}_0 + b = \mathbf{w}'^T \mathbf{x}'_0 + b'$, which implies that the output of a hyperplane with respect to a point is not affected by affine transforms.*

Proof. Denote an affine transform by $\mathbf{x}' = \mathbf{W}\mathbf{x} + \mathbf{b}$, and then $\mathbf{x} = \mathbf{W}^{-1}(\mathbf{x}' - \mathbf{b})$. So the equation $\mathbf{w}^T \mathbf{x} + b = 0$ of l can be expressed as

$$\mathbf{w}'^T \mathbf{x}' + b' = 0, \quad (7.18)$$

where $\mathbf{w}'^T = \mathbf{w}^T \mathbf{W}^{-1}$ and $b' = -\mathbf{w}^T \mathbf{W}^{-1} \mathbf{b} + b$, which is the affine transform of hyperplane l , denoted by l' . The affine transform of point \mathbf{x}_0 is

$$\mathbf{x}'_0 = \mathbf{W}\mathbf{x}_0 + \mathbf{b}. \quad (7.19)$$

Substituting equation 7.19 into equation 7.18, it's easy to verify $\mathbf{w}'^T \mathbf{x}'_0 + b' = \mathbf{w}^T \mathbf{x}_0 + b$, and thus $\sigma(\mathbf{w}'^T \mathbf{x}'_0 + b') = \sigma(\mathbf{w}^T \mathbf{x}_0 + b)$, where $\sigma(x)$ is the activation function of a ReLU. \square

7.2 Basic Principle

Proposition 5. *Given network $n^{(1)}m^{(1)}1^{(1)}$, let l_n be an n -dimensional subspace of the m -dimensional space \mathbf{X}_m of the first layer, and let p be a data point of l_n . Then to any $m - 1$ -dimensional hyperplane l_{m-1} formed by the unit of the second layer, if $l_{m-1} \cap l_n \neq \emptyset$, the output of l_{m-1} with respect to p is equal to the output of an $n - 1$ -dimensional hyperplane l_{n-1} , with $l_{n-1} \subset l_n$ and $l_{n-1} = l_{m-1} \cap l_n$.*

Proof. When $n = 2$ and $m = 3$ of $n^{(1)}m^{(1)}1^{(1)}$, this proposition can be interpreted intuitively as follows. To a point p of a two-dimensional subspace $l_2 \subset \mathbf{X}_3$ of the first layer, the output of any plane l'_2 of \mathbf{X}_3 for p is equal to the output of a line l_1 , where $l_1 \subset l_2$ and $l_1 = l'_2 \cap l_2$, provided that $l'_2 \cap l_2 \neq \emptyset$.

We prove the conclusion in a general form. Construct a new coordinate system of \mathbf{X}_m of the first layer, according to the n -dimensional subspace l_n or the n -dimensional hyperplane l_n embedded in it, where the point p is located in. On l_n , select an arbitrary point as the origin O of the new coordinate system, and choose n linearly independent vectors \mathbf{v}_i 's for $i = 1, 2, \dots, n$ to be the n bases. The remaining $m - n$ bases of the new coordinate system are other $m - n$ linearly independent vectors \mathbf{v}_j 's for $j = n+1, \dots, m$ that are not on l_n . To any point of \mathbf{X}_m , its coordinate vectors in the original and new coordinate systems are linked by an affine transform \mathbf{A} .

Write the equation of a $m - 1$ -dimensional hyperplane l_{m-1} of \mathbf{X}_m as

$$\mathbf{w}^T \mathbf{x}^{(1)} + b = 0, \quad (7.20)$$

where $\mathbf{x}^{(1)}$ is the output vector of the first layer. In the new coordinate system, by the affine transform \mathbf{A} , l_{m-1} becomes

$$\mathbf{w}'^T \mathbf{x}'^{(1)} + b' = 0, \quad (7.21)$$

denoted by l'_{m-1} . By lemma 8, we have

$$\mathbf{w}^T \mathbf{x}_p^{(1)} + b = \mathbf{w}'^T \mathbf{x}'_p^{(1)} + b', \quad (7.22)$$

where $\mathbf{x}_p^{(1)}$ and $\mathbf{x}'_p^{(1)}$ are the coordinate vectors of p and p' before and after the affine transform \mathbf{A} , respectively; that is, affine transforms do not change the relative position of a data point with respect to a hyperplane.

Equation 7.21 can be decomposed into

$$\mathbf{w}_n'^T \mathbf{x}_n'^{(1)} + \mathbf{w}_{n-m}'^T \mathbf{x}_{n-m}'^{(1)} + b' = 0, \quad (7.23)$$

where $\mathbf{x}_n'^{(1)}$ is the subvector of $\mathbf{x}'^{(1)}$ associated with the n bases of the new coordinate system on hyperplane l_n , and subvector $\mathbf{x}_{n-m}'^{(1)}$ is composed of the remaining dimensions. Since $l_{m-1} \cap l_n \neq \emptyset$, not all of entries of \mathbf{w}'_n of equation 7.23 are zero. When

$$\mathbf{x}_{n-m}'^{(1)} = \mathbf{0} \quad (7.24)$$

in equation 7.23, where $\mathbf{0}$ is a $(m - n) \times 1$ vector whose components are all zero, equation

$$\mathbf{w}_n'^T \mathbf{x}_n'^{(1)} + b' = 0 \quad (7.25)$$

can be considered as an $n - 1$ -dimensional hyperplane of n -dimensional space, denoted by l_{n-1} . From the construction of the new coordinate system of \mathbf{X}_m , we know $l_{n-1} \subset l_n$. Because $\mathbf{x}'_{n-m} = \mathbf{0}$ of equation 7.24 could be regarded as equation of l_n , equation 7.25 of l_{n-1} is the intersection of l_n (equation 7.24) and l_{m-1} (equation 7.23), that is,

$$l_{n-1} = l_{m-1} \cap l_n. \quad (7.26)$$

Because p is on hyperplane l_n where the first n bases are located in, the coordinate vector \mathbf{x}'_p of p can be expressed as

$$\mathbf{x}'_p = [x_1, x_2, \dots, x_n, 0, \dots, 0]^T = [\mathbf{x}_{p_n}^T, \mathbf{0}^T]^T, \quad (7.27)$$

where \mathbf{x}_{p_n} can be considered as the coordinate vector of p in n -dimensional space of l_n . Substituting equation 7.27 into equations 7.23 or 7.21, we obtain the output of l'_{m-1} with respect to p

$$y = \sigma(\mathbf{w}'^T \mathbf{x}'_p + b') = \sigma(\mathbf{w}'^T_n \mathbf{x}_{p_n} + b'), \quad (7.28)$$

where $\sigma(x)$ is the activation function of a ReLU. Equations 7.28 and 7.25 indicate that the output y of $m - 1$ -dimensional hyperplane l'_{m-1} with respect to p equals the output of $n - 1$ -dimensional hyperplane l_{n-1} .

Equations 7.28 and 7.22 yield

$$y = \sigma(\mathbf{w}^T \mathbf{x}_p^{(1)} + b) = \sigma(\mathbf{w}'^T_n \mathbf{x}_{p_n} + b'). \quad (7.29)$$

Combined with equation 7.26, the conclusion follows. \square

Corollary 7. *Using the notations of proposition 5, all the operations of linear dividing or linear classification via $m - 1$ -dimensional hyperplanes of \mathbf{X}_m on data set D of an n -dimensional subspace \mathbf{X}_n for $n < m$ will be reduced to the operations in n -dimensional space via $n - 1$ -dimensional hyperplanes.*

Proof. To classify $D \subset \mathbf{X}_n$ via $m - 1$ -dimensional hyperplane $l_{m-1} \subset \mathbf{X}_m$, we necessarily need $l_{m-1} \cap \mathbf{X}_n \neq \emptyset$, satisfying the condition of proposition 5. The classification of D via l_{m-1} should compute the the outputs of l_{m-1} with respect to the data points of D , for which this corollary is an immediate consequence of proposition 5. \square

7.3 Construction Method

The construction methods introduced in this section will be the basic operations of constructing various solutions for piecewise linear functions by feedforward ReLU networks.

Lemma 9. *To network $n^{(1)}m^{(1)}n^{(1)}$ for $m > n$, let $l_n^{(1)}$ be the mapped region of $\prod_{j=1}^m l_{1j}^+$ of the n -dimensional input space by the first layer, where hyperplanes l_{1j} 's correspond to the units of the first layer. Denote by l_{2i} 's for $i = 1, 2, \dots, n$ the $m - 1$ -dimensional hyperplanes formed by the second layer. Suppose that data set D of the input space simultaneously activates all the units of each layer, and that $l_i = l_{2i} \cap l_n^{(1)} \neq \emptyset$. If $\bigcap_{i=1}^n l_i = O$ is a single point, the mapped data set D'' by the second layer is an affine transform of D .*

Proof. According to lemma 5 of Huang (2020), in n -dimensional input space or on an n -dimensional hyperplane, if there exist n hyperplanes l'_i 's for $i = 1, 2, \dots, n$ having only one common point, then the set of n -tuples of the nonzero outputs of n units corresponding to l'_i 's is an affine transform of region $\prod_{i=1}^n l_i^+$ of the input space.

By lemma 7, $l_n^{(1)}$ is part of an n -dimensional hyperplane or an n -dimensional subspace embedded in the m -dimensional space of the first layer. Because data set D simultaneously activates the m units of the first layer, by theorem 6, the mapped data set $D' \subset l_n^{(1)}$, and is an affine transform of D . And by proposition 5, the output of a $m - 1$ -dimensional hyperplane l' with respect to $\mathbf{x}^{(1)} \in l_n^{(1)}$ is equal to the output of an $n - 1$ -dimensional hyperplane $l \subset l_n^{(1)}$ with $l = l' \cap l_n^{(1)}$.

Therefore, if $l_i = l_{2i} \cap l_n^{(1)} \neq \emptyset$ for $i = 1, 2, \dots, n$, D' also simultaneously activates l_i 's, i.e., $D' \subset \prod_{i=1}^n l_i^+$. And because the output of l_{2i} with respect to each element of D' is equal to that of l_i for all i , the mapped data set D'' from D' by l_{2i} 's is the same as the mapped data set D'' by l_i 's. If $\bigcap_{i=1}^n l_i$ is a single point O , since $D' \subset \prod_{i=1}^n l_i^+$, D'' is an affine transform of D' ; so D'' is an affine transform of D' , which follows the conclusion. \square

Lemma 10. *To network $n^{(1)}n^{(1)}$, hyperplane l_{1i} for $i = 1, 2, \dots, n$ corresponds to unit u_{1i} of the first layer. Given data set D of the n -dimensional input space and an arbitrary point $O \in l_{11}$, if $D \subset l_{11}^+$, then we can find other $n - 1$ hyperplanes, such that all of l_{1i} 's for $i = 1, 2, \dots, n$ pass through the unique common point O and have the same classification effect as l_{11} .*

Proof. The proof gives a construction method. Denote hyperplane l_{11} by $\mathbf{w}_1^T \mathbf{x} + b_1 = 0$ where

$$\mathbf{w}_1 = [w_{11}, w_{12}, \dots, w_{1n}]^T \quad (7.30)$$

with $w_{11} \neq 0$. Write the n equations of l_{11} and other $n - 1$ constructed hyperplanes $l_{1\nu}$'s for $\nu = 2, 3, \dots, n$ in matrix form

$$\mathbf{W}\mathbf{x} + \mathbf{b} = \mathbf{0}, \quad (7.31)$$

where

$$\mathbf{W} = \begin{bmatrix} w_{11} & w_{12} & w_{13} & \cdots & w_{1n} \\ w_{11} & w_{12} + \varepsilon_1 & w_{13} + \varepsilon_2 & \cdots & w_{1n} + \varepsilon_{n-1} \\ w_{11} & w_{12} + \varepsilon_1^2 & w_{13} + \varepsilon_2^2 & \cdots & w_{1n} + \varepsilon_{n-1}^2 \\ \vdots & \vdots & \vdots & \ddots & \vdots \\ w_{11} & w_{12} + \varepsilon_1^{n-1} & w_{13} + \varepsilon_2^{n-1} & \cdots & w_{1n} + \varepsilon_{n-1}^{n-1} \end{bmatrix} \quad (7.32)$$

is designed to be nonsingular with $0 < \varepsilon_i < 1$ and $\varepsilon_i \neq \varepsilon_j$ for $i \neq j$, where $i, j = 1, 2, \dots, n$ (theorem 4 of Huang (2020)). Let \mathbf{x}_0 be the coordinate vector of the arbitrarily designated point O of l_{11} . We now choose parameters \mathbf{W} and \mathbf{b} such that l_{1i} 's for $i \neq 1$ pass through \mathbf{x}_0 and have the same classification effect as l_{11} . No matter what ε_i 's of equation 7.32 are, just let $\mathbf{b} = -\mathbf{W}\mathbf{x}_0$, and then all hyperplanes l_{1i} 's pass through point \mathbf{x}_0 . The sufficiently small ε_j 's can make all of l_{1i} 's for $i \neq 1$ classify D as l_{11} (theorem 4 of Huang (2020)). This completes the proof. \square

Proposition 6. *Under the notation of lemma 9, suppose that D simultaneously activates the m units of the first layer of $n^{(1)}m^{(1)}n^{(1)}$ for $m > n$. Then we can set the parameters of the second layer, such that D'' output by the network is an affine transform of D of the input space.*

Proof. By lemma 7, the output $l_n^{(1)}$ of the first layer of $n^{(1)}m^{(1)}n^{(1)}$ with respect to region $\prod_{i=1}^m l_{1i}^+$ of the input space lies on an n -dimensional subspace \mathbf{X}_n of the m -dimensional space \mathbf{X}_m of the first layer, and each element of $l_n^{(1)}$ can be written as

$$\mathbf{x}^{(1)} = \mathbf{x}_0 + \sum_{i=1}^n t_i \boldsymbol{\lambda}_i, \quad (7.33)$$

in which all the vectors are m -dimensional. In equation 7.33, point \mathbf{x}_0 and n linearly independent vectors $\boldsymbol{\lambda}_i$'s make up a coordinate system $\{O; \boldsymbol{\lambda}_i\}$ of n -dimensional space \mathbf{X}_n , with origin $O = \mathbf{x}_0$. Equation 7.33 of $l_n^{(1)}$ can also be regarded as the parameter equation of an n -dimensional hyperplane of \mathbf{X}_m . Under coordinate system $\{O; \boldsymbol{\lambda}_i\}$ of n -dimensional \mathbf{X}_n , denote by $\mathbf{w}^T \mathbf{t} + b = 0$ an $n - 1$ -dimensional hyperplane, where $\mathbf{t} = [t_1, t_2, \dots, t_n]^T$ with t_i defined in equation 7.33. Since D simultaneously activates all the m units of the first layer, by theorem 6, the mapped data set $D' \subset \mathbf{X}_n$, whose each element can be represented by a vector derived from coordinate system $\{O; \boldsymbol{\lambda}_i\}$.

The remaining proof is by construction according to lemma 9. Under coordinate system $\{O; \boldsymbol{\lambda}_i\}$, we first construct n hyperplanes l_i 's of \mathbf{X}_n , such that $D' \subset \prod_{i=1}^n l_i^+$ and $\bigcap_{i=1}^n l_i$ is a single point O' . Select a hyperplane l_1 with $D' \subset l_1^+$ and designate any point of l_1 as point O' . Use lemma 10 to find other $n - 1$ hyperplanes that pass through the unique common point O' and classify D' as l_1 . Let

$$\mathbf{w}_i^T \mathbf{t} + b_i = \sum_{j=1}^n w_{ij} t_j + b_i = 0 \quad (7.34)$$

be the equation of hyperplane l_i for $i = 1, 2, \dots, n$ that has been constructed. In equation 7.34, the coefficients w_{ij} 's for j cannot be all zero; select one of them, say, $w_{i\nu} \neq 0$ where $1 \leq \nu \leq n$. Then the corresponding t_ν with respect to $w_{i\nu}$ can be expressed as the linear combination of other t_j 's for $j \neq \nu$, which is

$$t_\nu = - \sum_{j \neq \nu} t_j w_{ij} / w_{i\nu} - b_i / w_{i\nu}. \quad (7.35)$$

Substituting equation 7.35 into equation 7.33, we get the parameter-equation form of equation 7.34 of l_i in terms of embedded vectors of \mathbf{X}_m , that is,

$$l_i := \mathbf{x}_i + \sum_{j=1}^{n-1} t_{ij} \boldsymbol{\lambda}_{ij}, \quad (7.36)$$

where \mathbf{x}_i , t_{ij} and $\boldsymbol{\lambda}_{ij}$ can be easily obtained from equation 7.33 after substitution.

Next we construct $m - 1$ -dimensional hyperplanes l_{2i} 's for $i = 1, 2, \dots, n$ of \mathbf{X}_m formed by the n units of the second layer, subject to

$$l_i = l_{2i} \cap l_n^{(1)}, \quad (7.37)$$

where $l_n^{(1)}$ is the n -dimensional hyperplane of equation 7.33 as discussed above. Denote the equation of l_{2i} by

$$\mathbf{w}_{2i}^T \mathbf{x}^{(1)} + b_{2i} = 0, \quad (7.38)$$

where $\mathbf{x}^{(1)}$ is the output vector of the first layer. We should find the solutions for \mathbf{w}_{2i} and b_{2i} to make equation 7.37 hold. Due to $l_i \subset l_{2i}$ by equation 7.37, substituting equation 7.36 into $\mathbf{x}^{(1)}$ of equation 7.38, we have

$$\mathbf{w}_{2i}^T \mathbf{x}_i + b_{2i} + \sum_{j=1}^{n-1} (\mathbf{w}_{2i}^T \boldsymbol{\lambda}_{ij}) t_{ij} = 0. \quad (7.39)$$

Since equation 7.39 holds for all real numbers of t_{ij} 's for all j , we must have

$$\begin{cases} \mathbf{w}_{2i}^T \mathbf{x}_i + b_{2i} = 0 \\ \mathbf{w}_{2i}^T \boldsymbol{\lambda}_{ij} = 0 \text{ for all } j \end{cases}, \quad (7.40)$$

where $j = 1, 2, \dots, n-1$. Because \mathbf{w}_{2i} is of size $m \times 1$, the linear system of equation 7.40 has $m+1$ unknowns and n equations with $m+1 > n$. Thus, equation 7.40 has infinite number of solutions for \mathbf{w}_{2i} and b_{2i} .

Use the constructed l_{2i} 's for $i = 1, 2, \dots, n$ to set the input weights and biases of the second layer. Then the mapped D'' of D by the second layer is an affine transform of D . □

The proposition below is a necessary condition that the output of $n^{(1)}m^{(1)}n^{(1)}$ for $m > n$ is an affine transform of a data set of the input space.

Proposition 7. *To network $n^{(1)}m^{(1)}n^{(1)}$ for $m > n$, suppose that data set D of the n -dimensional input space simultaneously activates the m units of the first layer. Let D' and D'' be the mapped data sets of D by the first layer and the second layer, respectively. Then if D'' is an affine transform of D , the rank of size $n \times m$ weight matrix \mathbf{W}_2 of the second layer must not be less than n .*

Proof. Let $\mathbf{x} \in D$ be any point of D ; and let \mathbf{W}_1 be the size $m \times n$ weight matrix of the first layer, whose rank is n by the assumption of section 2.4. The bias vectors of the first layer and the second layer are denoted by \mathbf{b}_1 and \mathbf{b}_2 , respectively. The nonzero output vector of the second layer with respect to \mathbf{x} of the input space is

$$\begin{aligned} \mathbf{x}^{(2)} &= \mathbf{W}_2(\mathbf{W}_1 \mathbf{x} + \mathbf{b}_1) + \mathbf{b}_2 \\ &= \mathbf{W} \mathbf{x} + \mathbf{b} \end{aligned} \quad (7.41)$$

where $\mathbf{W} = \mathbf{W}_2 \mathbf{W}_1$ with size $n \times n$ and $\mathbf{b} = \mathbf{W}_2 \mathbf{b}_1 + \mathbf{b}_2$. Then if \mathbf{W} is nonsingular, $\mathbf{x}^{(2)}$ would be an affine transform of \mathbf{x} .

Since $\text{rank}(\mathbf{W}_1) = n$, we can find n row vectors of \mathbf{W}_1 to form an $n \times n$ nonsingular submatrix. Write \mathbf{W}_1 in the block matrix form as

$$\mathbf{W}_1 = \begin{bmatrix} \mathbf{A}' \\ \mathbf{B}' \end{bmatrix}, \quad (7.42)$$

where A' is of size $(m - n) \times n$ and B' is an $n \times n$ nonsingular submatrix. The multiplication $W = W_2 W_1$ of equation 7.41 could be changed into block matrix form, after rearranging the columns of W_2 in accordance with the row-vector selection for B' . So we have

$$W = [A, B] \begin{bmatrix} A' \\ B' \end{bmatrix} = AA' + BB', \quad (7.43)$$

where A and B comprise the columns of W_2 , with A of size $n \times (m - n)$ and B of size $n \times n$. Equation 7.43 is equivalent to

$$W = CB', \quad (7.44)$$

where

$$C = AA'B'^{-1} + B \quad (7.45)$$

is an $n \times n$ matrix.

In equation 7.44, since B' is nonsingular, the nonsingular C implies nonsingular W , and vice versa. Thus, we can deal with C of equation 7.45 instead of W of equation 7.41. The term $A'B'^{-1}$ of equation 7.45 is a $(m - n) \times n$ matrix that can be written as

$$A'B'^{-1} = \begin{bmatrix} t_1 \\ t_2 \\ \vdots \\ t_{m-n} \end{bmatrix}, \quad (7.46)$$

where t_i for $i = 1, 2, \dots, m - n$ is a size $1 \times n$ row vector. We further decompose matrices A and B of equation 7.45 into block forms as

$$A = [a_1, a_2, \dots, a_{m-n}] \quad (7.47)$$

and

$$B = [b_1, b_2, \dots, b_n], \quad (7.48)$$

where a_i for $i = 1, 2, \dots, m - n$ and b_j for $j = 1, 2, \dots, n$ are both $n \times 1$ column vectors.

Substituting equations 7.46, 7.47 and 7.48 into equation 7.45 gives

$$C = \sum_{i=1}^{m-n} a_i t_i + [b_1, b_2, \dots, b_n]. \quad (7.49)$$

Write $t_i = [t_{i1}, t_{i2}, \dots, t_{in}]$ and equation 7.49 becomes

$$\begin{aligned} C &= \sum_{i=1}^{m-n} a_i [t_{i1}, t_{i2}, \dots, t_{in}] + [b_1, b_2, \dots, b_n] \\ &= [b_1 + \sum_{i=1}^k t_{i1} a_i, \dots, b_n + \sum_{i=1}^k t_{in} a_i], \end{aligned} \quad (7.50)$$

where $k = m - n$.

From equations 7.43, 7.47 and 7.48, we know \mathbf{a}_i 's for $i = 1, 2, \dots, m - n$ and \mathbf{b}_j 's for $j = 1, 2, \dots, n$ comprise all the columns of \mathbf{W}_2 of equation 7.41. If we write \mathbf{W}_2 as

$$\mathbf{W}_2 = [\mathbf{w}_1, \mathbf{w}_2, \dots, \mathbf{w}_m], \quad (7.51)$$

where \mathbf{w}_ν for $\nu = 1, 2, \dots, m$ is a column vector of size $n \times 1$, equation 7.50 can be expressed as

$$\mathbf{C} = [\mathbf{w}_{j_1} + \sum_{i=1}^k t_{i1} \mathbf{w}_{j_n+i}, \dots, \mathbf{w}_{j_n} + \sum_{i=1}^k t_{in} \mathbf{w}_{j_n+i}], \quad (7.52)$$

where $1 \leq j_\nu \leq m$ for $\nu = 1, 2, \dots, m$, and $k = m - n$.

By the property of matrix determinant, we have

$$\det(\mathbf{C}) = \sum_{i=1}^N \alpha_i \det(D_i) \quad (7.53)$$

where $N = \binom{m}{n}$, α_i 's are constant values not determined by \mathbf{W}_2 , and

$$D_i = [\mathbf{w}_{i_1}, \mathbf{w}_{i_2}, \dots, \mathbf{w}_{i_n}] \quad (7.54)$$

is derived from the n -combination of the m columns of equation 7.51.

If $\text{rank}(\mathbf{W}_2) < n$, in equation 7.53, $\det(D_i) = 0$, implying $\det(\mathbf{C}) = 0$. Then by equation 7.44, $\det(\mathbf{W}) = 0$. Combined with equation 7.41, the conclusion follows. \square

Remark 1. Under the probabilistic model of theorem 12 of the appendix, the probability of $\text{rank}(\mathbf{W}) < n$ is zero.

Remark 2. Note that the necessary condition of this proposition is only related to the input weights of the second layer of $n^{(1)}m^{(1)}n^{(1)}$, which is different from lemma 9 in that the sufficient condition includes the parameters of the first layer.

7.4 General Conclusions

We summarize the preceding results by two theorems to highlight the main thought of affine-transform generalizations.

Theorem 7. For network $n^{(1)}m^{(1)}$ with $m > n$, assume that data set D of the n -dimensional input space simultaneously activates the m units of the first layer. Then in terms of transmitting D through affine transforms to the second layer to be added, the effect of $n^{(1)}m^{(1)}$ could be equivalent to that of $n^{(1)}n^{(1)}$.

Proof. Proposition 6 has constructed the solutions, so the conclusion holds. \square

Theorem 8. Given network $n^{(1)} \prod_{i=1}^d m_i^{(1)}$ for $m_i > n$ and data set D of the n -dimensional input space, if D simultaneously activates all the units of each layer, the effect of $n^{(1)} \prod_{i=1}^d m_i^{(1)}$ could be equivalent to that of $n^{(1)}n^{(d)}$ in terms of transmitting D to the $d + 1$ th layer via affine transforms.

Proof. Let $D^{(i)}$ be the mapped data set of D by the i th layer for $i = 1, 2, \dots, d$. In the second layer, we construct the n of the m_2 units by the method of proposition 6, such that each element of $D^{(2)}$ can be represented as equation 7.6; and by lemma 7 and theorem 6, $D^{(2)}$ lies on an n -dimensional subspace of the m_2 -dimensional space of the second layer and is an affine transform of D . This is the case of $i = 2$. We then take the second layer as the input layer, the same procedure could be done in the third layer. Repeat it inductively until $i = d$. Finally, D could be transmitted to the last layer in the form of equation 7.6, and we can use proposition 6 to output an affine transform of D in the $d + 1$ th layer. \square

8 Linear-Output Generalization

In lemmas 1 or 2 of three-layer networks, when the input data set D to the hidden layer comes from the n -dimensional input space, we can realize a linear function on D . If the input D is transmitted via affine transforms and embedded in a higher-dimensional space in the form of equation 7.6, is the network still capable of producing an arbitrary linear function on D ? This is an inevitable problem to be faced when units can be added by affine-transform generalizations of section 7.

8.1 Basic Results

Theorem 9. *Given network $n^{(1)}m_1^{(1)}m_2^{(1)}1'^{(1)}$ for $m_1, m_2 > n$, suppose that data set D of the n -dimensional input space simultaneously activates all the units of each hidden layer. Compared to the architecture $n^{(1)}m_2^{(1)}1'^{(1)}$ for $m_2 > n$ of lemmas 1 or 2, the added first layer of $n^{(1)}m_1^{(1)}m_2^{(1)}1'^{(1)}$ could not influence the realization of a linear function on D .*

Proof. The proof is constructed. Since the weight matrix \mathbf{W}_1 of the first layer is of size $m_1 \times n$ with $m_1 > n$, by the assumption of section 2.4, we have $\text{rank}(\mathbf{W}_1) = n$, implying that there exists an $n \times n$ nonsingular submatrix of \mathbf{W}_1 . Thus, as equation 7.6 of section 7, the nonzero output $\mathbf{x}^{(1)}$ of the first layer can be written as

$$\mathbf{x}^{(1)} = \begin{bmatrix} \mathbf{x}' \\ \mathbf{x}'_c = \mathbf{W}_c \mathbf{x}' + \mathbf{b}_c \end{bmatrix}, \quad (8.1)$$

where \mathbf{x}' is an affine transform of \mathbf{x} of the input space. Without loss of generality, we assume that the subscript indices of the units of the first layer are arranged in accordance with equation 8.1, which means that the outputs of u_{1i} 's for $i = 1, 2, \dots, n$ comprise the entries of \mathbf{x}' and the outputs of u_{1j} 's for $j = n + 1, n + 2, \dots, m_1$ are elements of \mathbf{x}'_c . We then fix the output weights of u_{1j} 's to be constant values as

$$w_{jk}^{(2)} = C_{jk}, \quad (8.2)$$

where subscripts j and k represent the j th unit of the first layer and the k th unit of the second layer for $k = 1, 2, \dots, m_2$, respectively, and C_{jk} is a constant for all j and k .

The objective is to realize the function of the first layer of $n^{(1)}m_2^{(1)}1'^{(1)}$ by the second layer of $n^{(1)}m_1^{(1)}m_2^{(1)}1'^{(1)}$. Let D'_n be the mapped data set of D by the affine transform

of \mathbf{x}' of equation 8.1, and \mathbf{X}'_n the n -dimensional space that \mathbf{x}' belongs to. The first step is to use unit u_{21} of the second layer to construct a hyperplane of \mathbf{X}'_n activated by D'_n , under the constraint of equation 8.2. In space \mathbf{X}'_n , we select a hyperplane l'_1 whose equation is

$$\mathbf{w}'_1{}^T \mathbf{x}' + b'_1 = 0, \quad (8.3)$$

such that $D'_n \subset l'^+_1$.

Next, realize hyperplane l'_1 of equation 8.3 by unit u_{21} of the second hidden layer. Let

$$\mathbf{w}'_{21}{}^T \mathbf{x}^{(1)} + b_{21} = 0 \quad (8.4)$$

be the equation of $m_1 - 1$ -dimensional hyperplane l_{21} corresponding to u_{21} . Substituting equation 8.1 into equation 8.4 yields

$$\mathbf{w}'_{21}{}^T \mathbf{x}' + b'_{21} := (\mathbf{w}_{1n} + \mathbf{W}_c^T \mathbf{w}_{1c})^T \mathbf{x}' + \mathbf{w}'_{1c}{}^T \mathbf{b}_c + b_{21} = 0, \quad (8.5)$$

with $\mathbf{w}'_{21} := \mathbf{w}_{1n} + \mathbf{W}_c^T \mathbf{w}_{1c}$, $b'_{21} := \mathbf{w}'_{1c}{}^T \mathbf{b}_c + b_{21}$ and

$$[\mathbf{w}'_{1n}, \mathbf{w}'_{1c}]^T = \mathbf{w}_{21} \quad (8.6)$$

of equation 8.4, which means that \mathbf{w}_{1n} is a subvector of \mathbf{w}_{21} with respect to units u_{1i} 's that output \mathbf{x}' of equation 8.1, and that \mathbf{w}_{1c} is composed of the fixed output weights of units u_{1j} 's as demonstrated in equation 8.2. Denote by l'_{21} the hyperplane $\mathbf{w}'_{21}{}^T \mathbf{x}' + b'_{21} = 0$ of equation 8.5.

We should realize equation 8.3 by equation 8.5, so let

$$\mathbf{w}'_1{}^T \mathbf{x}' + b'_1 = \mathbf{w}'_{21}{}^T \mathbf{x}' + b'_{21}, \quad (8.7)$$

where $\mathbf{w}'_1{}^T \mathbf{x}' + b'_1$ has been prescribed in equation 8.3. In combination with equations 8.5 and 8.6, by comparing the coefficients of each element of \mathbf{x}' of the both sides of equation 8.7, we can obtain the solution of \mathbf{w}_{1n} ; and the solution of b_{21} is obtained by the equality of the biases of the two sides of equation 8.7.

Now the output of unit u_{21} of the second layer with respect to $\mathbf{x}^{(1)}$ is equal to the output of a unit associated with $n - 1$ -dimensional hyperplane l'_{21} of equation 8.5 with respect to \mathbf{x}' , and the latter is the same as the case of unit u_{11} of the first layer of $n^{(1)}m_2^{(1)}1^{(1)}$. This completes the construction of $l'_{21} \subset \mathbf{X}'_n$ through unit u_{21} of $n^{(1)}m_1^{(1)}m_2^{(1)}1^{(1)}$, with $D'_n \subset l'^+_{21}$.

The ultimate goal is to make all of the m_2 outputs of the second layer in the form of $n - 1$ -dimensional hyperplanes like equation 8.5, with some constraints satisfied. Let

$$\mathbf{w}'_{2i}{}^T \mathbf{x}' + b'_{2i} = 0 \quad (8.8)$$

for $i = 2, 3, \dots, m_2$ be the equations of the remaining $n - 1$ -dimensional hyperplanes of \mathbf{X}'_n to be constructed, each denoted by l'_{2i} . If $D'_n \subset l'^+_{2i}$ for all i and the rank of the linear-output matrix

$$\mathcal{W} = \begin{bmatrix} \mathbf{w}'_{21} & \mathbf{w}'_{22} & \cdots & \mathbf{w}'_{2m_2} \\ b'_{21} & b'_{22} & \cdots & b'_{2m_2} \end{bmatrix} \quad (8.9)$$

is $n + 1$, since l'_{21} and l'_{2i} 's are all produced by the second layer of $n^{(1)}m_1^{(1)}m_2^{(1)}1^{(1)}$, any linear function on D' could be realized in the output layer. This is the key to the proof.

After l'_{21} having been constructed previously, we get the parameters of l'_{2i} 's by the method of equation 4.9 as

$$\mathbf{W} = \begin{bmatrix} \mathbf{w}'_{21} & \mathbf{w}'_{21} + \boldsymbol{\xi}_1 & \cdots & \mathbf{w}'_{21} + \boldsymbol{\xi}_{m_2-1} \\ b'_{21} & b'_{21} + \varepsilon_1^n & \cdots & b'_{21} + \varepsilon_{m_2-1}^n \end{bmatrix}, \quad (8.10)$$

where $\boldsymbol{\xi}_\nu = [0, \varepsilon_\nu, \varepsilon_\nu^2, \dots, \varepsilon_\nu^{n-1}]^T$ for $\nu = 1, 2, \dots, m_2 - 1$, and $0 < \varepsilon_\nu < 1$ as well as $\varepsilon_\nu \neq \varepsilon_\mu$ if $\mu \neq \nu$ for $\mu = 1, 2, \dots, m_2 - 1$. Equations 8.8, 8.9 and 8.10 give

$$\mathbf{w}'_{2i} = \mathbf{w}'_{21} + \boldsymbol{\xi}_{i-1}, b'_{2i} = b'_{21} + \varepsilon_{i-1}^n \quad (8.11)$$

for $i = 2, 3, \dots, m_2$. By the proof of proposition 1, the matrix \mathbf{W} of equation 8.10 has rank $n + 1$. And if ε_ν 's are small enough, we have $D'_n \subset l'_{2i}^+$ for all i .

We now produce the constructed hyperplanes l'_{2i} 's for $i = 2, 3, \dots, m_2$ by the units of the second layer of $n^{(1)}m_1^{(1)}m_2^{(1)}1^{(1)}$ as the case of l'_{21} . Analogous to equation 8.5, the i th hyperplane l'_{2i} of \mathbf{X}'_n corresponds to the i th unit u_{2i} of the second layer by

$$\mathbf{w}_{2i}^T \mathbf{x}' + b_{2i} = (\mathbf{w}_{i_n} + \mathbf{W}_c^T \mathbf{w}_{i_c})^T \mathbf{x}' + \mathbf{w}_{i_c}^T \mathbf{b}_c + b_{2i} = 0, \quad (8.12)$$

where $[\mathbf{w}_{i_n}^T, \mathbf{w}_{i_c}^T]^T = \mathbf{w}_{2i}$ and b_{2i} are the weight vector and bias of unit u_{2i} , respectively. Subvector \mathbf{w}_{i_c} of \mathbf{w}_{2i} is a fixed constant-element vector as mentioned in equation 8.2. Since \mathbf{w}'_{2i} and b'_{2i} are known, the solution for \mathbf{w}_{i_n} and b_{2i} can be obtained by the method of equation 8.7. This completes the construction of the input parameters of u_{2i} 's for $i = 2, 3, \dots, m_2$.

Finally, all of the outputs of u_{2j} 's for $j = 1, 2, \dots, m_2$ of the second layer are in terms of outputs of l'_{2j} 's of n -dimensional space \mathbf{X}'_n , satisfying the condition that $D'_n \subset \prod_{j=1}^n l'_{2j}^+$ and the corresponding linear-output matrix \mathbf{W} has rank $n + 1$. By lemmas 1 or 2, we can realize any linear function on D'_n in the output layer of $n^{(1)}m_1^{(1)}m_2^{(1)}1^{(1)}$. Consequently, a desired linear function on D could be implemented due to the property of affine transforms (lemma 10 of Huang (2020)). \square

Corollary 8. *To network $n^{(1)} \prod_{i=1}^d m_i^{(1)} 1^{(1)}$ for $m_i > n$, suppose that data set D of the input space simultaneously activates all the units of each hidden layer, and that in the $k = d - 1$ th layer, each element $\mathbf{x}^{(k)}$ of the mapped data set $D^{(k)}$ of D could be represented in the form of equation 8.1 as $\mathbf{x}^{(k)} = [\mathbf{x}'_k{}^T, \mathbf{x}'_{k_c}{}^T]^T$, where \mathbf{x}'_k is an affine transform of point \mathbf{x} of D . Then any linear function on D could be realized by this network.*

Proof. Consider the $d - 1$ th layer of $n^{(1)} \prod_{i=1}^d m_i^{(1)} 1^{(1)}$ of this corollary as the first layer of $n^{(1)}m_1^{(1)}m_2^{(1)}1^{(1)}$ of theorem 9, and the conclusion follows. \square

Corollary 9. *Any linear function on data set D of the n -dimensional input space could be realized by network $n^{(1)} \prod_{i=1}^d m_i^{(1)} 1^{(1)}$ for $m_i > n$.*

Proof. If in the j th layer for $j = 1, 2, \dots, d - 1$, any element $\mathbf{x}^{(j)}$ of the mapped data set $D^{(j)}$ of D can be expressed in the form of equation 8.1 as

$$\mathbf{x}^{(j)} = [\mathbf{x}'_j{}^T, \mathbf{x}'_{j_c}{}^T]^T, \quad (8.13)$$

then the network could transmit D to the $d - 1$ th layer through subvectors \mathbf{x}'_j 's in the sense of affine transforms. Combined with corollary 8, this corollary would be proved.

To the first layer for $j = 1$, use the method of equation 8.1 to produce equation 8.13. To each succeeding layer for $j = 2, 3, \dots, d - 1$, turn to proposition 6 to construct n dimensions producing \mathbf{x}'_j of equation 8.13. \square

Remark. *The hidden-layer part of architecture $n^{(1)} \prod_{i=1}^d m_i^{(1)} 1'^{(1)}$ could be regarded as a subnetwork that produces one linear component of a piecewise linear function of equation 4.6.*

8.2 Applications

In theorem 5, we have proved the capability of architecture $n^{(1)} \prod_{j=1}^d m_j^{(1)} 1'^{(1)}$ for the production of piecewise linear functions. However, there's a constraint that $m_j \geq m_{j-1}$ for $j \geq 2$. In practice, only decoders have this typical feature. The following proposition will relax this condition, and therefore can explain more types of architectures.

Both the methods of linear-output generalizations of this section and affine-transform generalizations of section 7, as well as lemmas 1 or 2 of section 4, will be used to achieve this goal. The redundancy of parameters will be mentioned in the remark of proposition 8.

Proposition 8. *Suppose that network $n^{(1)} \prod_{j=1}^d m_j^{(1)} 1'^{(1)}$ for $m_j \geq m_{j-1}$ when $j \geq 2$ has been constructed to produce a discrete piecewise linear function of equation 4.6 by theorem 5. Then it can be generalized to $n^{(1)} \prod_{j=1}^{d'} M_j^{(1)} 1'^{(1)}$ with $M_j > m_j$ and $d' \geq d$, which can output the same discrete piecewise linear function.*

Proof. To the last hidden layer of $n^{(1)} \prod_{j=1}^d m_j^{(1)} 1'^{(1)}$, use lemmas 1 or 2 to add new units with respect to each subdomain, without influencing the production of the linear function on it.

For other hidden layers, we can add units in places where there are affine transforms mentioned. Theorem 8 and corollary 9 tell us that redundant units doesn't influence the transmission of data points via affine transforms, as well as the implementation of linear functions; and proposition 6 and theorem 9 provide the parameter-setting methods after new units having been added.

To the greater depth d' of hidden layers, we first assume that any new added layer would not be the last hidden one. For an added layer, if it can transmit the data points of each subdomain via affine transforms or in the form of equation 8.13, by theorems 5, 8 and corollary 9, the same discrete piecewise linear function can still be realized. The case of adding more than one layers is similar.

For instance, in the last hidden layer of the network of Figure 9c, to subdomain D_1 , besides u_{3i} for $i = 1, 2, 3$, we can add any number of units only activated by u_{21} and u_{22} ; by lemmas 1 or 2, the linear function on D_1 would not be influenced after updating relevant parameters. In other hidden layers such as the second one, for example, since u_{21} and u_{22} have the function of affine transforms, by theorem 8 and corollary 9, new units activated only by u_{11} and u_{12} could be added, without influencing the transmission of D_1 and the linear function on it. Thus, the original architecture $2^{(1)} 4^{(1)} 6^{(1)} 9^{(1)} 1'^{(1)}$

of Figure 9c can be generalized to any architecture $2^{(1)} \prod_{j=1}^4 M_j^{(1)} 1'^{(1)}$ for $M_1 > 4$, $M_2 > 6$ and $M_3 > 9$.

We can also add new layers into $2^{(1)} \prod_{j=1}^4 M_j^{(1)} 1'^{(1)}$. For instance, add a layer after the second one that can transmit the three subdomains via affine transforms or equation 8.13, which would not influence the final output after adjusting relevant parameters. \square

Remark. From another viewpoint, if a network has redundant units or layers due to theorem 8 or corollary 9, dropping some of them doesn't affect its function. This is related to the topic of parameter redundancies of network architectures.

Corollary 10. Network architecture $n^{(1)} m^{(d)} 1'^{(1)}$ for $m > n$ can realize any discrete piecewise linear function of equation 4.6, provided that m is sufficiently large.

Proof. After constructing the network $n^{(1)} \prod_{j=1}^d m_j^{(1)} 1'^{(1)}$ to produce the desired piecewise linear function by theorem 5, use proposition 8 to generalize the architecture to $n^{(1)} m^{(d)} 1'^{(1)}$ with $m \geq \max(m_1, m_2, \dots, m_d)$. \square

9 Multi-Output Case II

In this section, we shall explain several network architectures applied in engineering by the results of this paper.

9.1 Main Results

We generalize theorem 5 to lemma 11, and proposition 8 to theorem 10, from single output to multi-output.

Lemma 11. Network $n^{(1)} \prod_{j=1}^d m_j^{(1)} \mu'^{(1)}$ for $m_j \geq m_{j-1} > n$ when $j \geq 2$ derived from theorem 5 can realize arbitrary multi-dimensional discrete piecewise linear function of equation 5.1, if depth d and widths m_j 's are large enough.

Proof. This is an immediate consequence of theorem 5. If we can implement a discrete piecewise linear function on domain $D = \bigcup_{i=1}^k D_i \subset \mathbb{R}^n$ via network $n^{(1)} \prod_{j=1}^d m_j^{(1)} 1'^{(1)}$ by theorem 5, it means that the hidden layers have successfully divided domain D into subdomains. To each subdomain D_i , any number of linear functions could be defined on it, each corresponding to one linear unit of the output layer. Each linear unit of the output layer can produce arbitrary discrete piecewise linear function on D , independent of other ones by adjusting its own input weights as the three-layer case of theorem 3.

To construct a solution of this lemma, we first implement one dimension of the multi-dimensional discrete piecewise linear function by network $n^{(1)} \prod_{j=1}^d m_j^{(1)} 1'^{(1)}$. Then add $\mu - 1$ units in the output layer for other dimensions by the principle above. \square

The next theorem is one of the main results of this paper, which is the generalization of proposition 8. It is the multi-output case with relaxed constraints on network architectures.

Theorem 10. *Any multi-dimensional discrete piecewise linear function of equation 5.1 could be implemented by network $n^{(1)} \prod_{j=1}^d m_j^{(1)} \mu^{(1)}$ (such as LeCun, Bengio, & Hinton (2015) and Deng, Yu (2014)) for $m_j > n$, provided that depth d and widths m_j 's are sufficiently large.*

Proof. Proposition 8 and lemma 11 imply the conclusion. \square

Due to the convenience of the parameter setting of the number of units in each hidden layer, the architecture $n^{(1)} m^{(d)} \mu^{(1)}$ is popular in engineering (such as Roberts, Yaida, & Hanin (2021), Lye, Mishra, & Ray (2020), and Lee, Ha, Zokhirova, Moon, & Lee (2018)). Through trivial operations on the network of Figure 7c of Huang (2020), the solution can reach $n^{(1)} m^{(d)} \mu^{(1)}$. Expand the T-biases by ReLU networks and construct the corresponding feedforward network by lemma 2 of Huang (2020). And let the unconnected units between independent subnetwork modules be linked by zero-weight connections, then it would become $n^{(1)} m^{(d)} 1^{(1)}$, after which the multi-output case $n^{(1)} m^{(d)} \mu^{(1)}$ follows.

However, the above solution for $n^{(1)} m^{(d)} \mu^{(1)}$ is too specially designed and not easily encountered in practice. The following corollary is to find more general solutions that the training process may reach in much more easier ways.

Corollary 11. *Network $n^{(1)} m^{(d)} \mu^{(1)}$ for $m > n$ can realize any multi-dimensional discrete piecewise linear function of equation 5.1, with m large enough.*

Proof. The corollary is a special case of theorem 10 when m_j 's are all equal to m . \square

Remark. *The universality of the solution depends on whether its underlying mechanism is based on fundamental properties of neural networks whose associated phenomena widely exist. The condition of this conclusion related to theorems 5 and 10 is succinct and easily satisfied, since it is mainly relevant to the number of activated units and the rank of weight matrices.*

9.2 Interpretation of Autoencoders

The typical network architecture of autoencoders was illustrated in Figure 1 of Hinton & Salakhutdinov (2006). The general form of autoencoders can be expressed as

$$\mathcal{A} := n^{(1)} \prod_{i=1}^{d_1} m_i^{(1)} n_e^{(1)} \prod_{j=1}^{d_2} M_j^{(1)} n^{(1)}, \quad (9.1)$$

where $m_1 < n$ and $n_e < M_1$, in which the encoder is

$$\mathcal{E} := n^{(1)} \prod_{i=1}^{d_1} m_i^{(1)} n_e^{(1)}, \quad (9.2)$$

where $m_{i+1} < m_i$ for $i = 1, 2, \dots, d_1 - 1$, and the decoder is

$$\mathcal{D} := n_e^{(1)} \prod_{j=1}^{d_2} M_j^{(1)} n^{(1)}, \quad (9.3)$$

where $M_{j+1} > M_j$ for $j = 1, 2, \dots, d_2 - 1$.

Note that the architecture of a decoder of equation 9.3 is a type of network architecture of theorem 5, for which we can interpret autoencoders from a new perspective.

Theorem 11. *Suppose that an encoder \mathcal{E} of equation 9.2 maps a single point \mathbf{x} of n -dimensional space to a single point \mathbf{x}_e of n_e -dimensional space with $n_e < n$. Then a decoder \mathcal{D} can map \mathbf{x}_e back to \mathbf{x} , whose solution can be obtained by lemma 11.*

Proof. The map $f^{-1}(\mathbf{x}_e) = \mathbf{x}$ through the decoder can be realized in terms of multi-dimensional discrete piecewise linear functions of equation 5.1. To the i th dimension of the n -dimensional output of the decoder, for $i = 1, 2, \dots, n$, or to the i th output-layer unit, construct a linear function passing through point (\mathbf{x}_e, x_i) by theorem 5, where x_i is the i th element of \mathbf{x} to be decoded. Then the map $f^{-1}(\mathbf{x}_e) = \mathbf{x}$ is realized. \square

Example. As an example analogous to Hinton & Salakhutdinov (2006), if the input is a size $M \times N$ image I , it can be regarded as a point \mathbf{x} of $n = M \times N$ -dimensional space, which is obtained by the zigzag order of gray values of the image. The encoder compresses \mathbf{x} into \mathbf{x}_e with dimension $n_e < n$, which is also a point of n_e -dimensional space. The decoder maps \mathbf{x}_e back to \mathbf{x} by theorem 11. And through the reverse of zigzag order of \mathbf{x} , we can get the original image I .

A single autoencoder can also process more than one signal elements:

Corollary 12. *Let $f : D \rightarrow D_e$ be a map through the encoder of equation 9.2, where D is a data set of the n -dimensional input space, and D_e is the mapped data set of D in the n_e -dimensional space of the output layer of the encoder. If the map f is bijective, we could reconstruct D by a decoder of equation 9.3.*

Proof. Let \mathbf{x}_i and \mathbf{x}_j be arbitrary two data points of D for $i, j = 1, 2, \dots, k$ where $k = |D|$. The mapped data points of \mathbf{x}_i and \mathbf{x}_j by the encoder are denoted by \mathbf{x}'_i and \mathbf{x}'_j , respectively; that is, $f(\mathbf{x}_1) = \mathbf{x}'_1$ and $f(\mathbf{x}_2) = \mathbf{x}'_2$. By the assumption, if $\mathbf{x}_i \neq \mathbf{x}_j$, then $\mathbf{x}'_i \neq \mathbf{x}'_j$.

Now we want the decoder to realize the function $f^{-1} : D_e \rightarrow D$ with $f^{-1}(\mathbf{x}'_i) = \mathbf{x}_i$. Write $D_e = \bigcup_{i=1}^k D_i$, where $D_i = \{\mathbf{x}'_i\}$; then the function f^{-1} is a kind of multi-dimensional discrete piecewise linear function of equation 5.1. By lemma 11, theorems 5 and 11, a network architecture such as the decoder of equation 9.3 can implement f^{-1} . \square

Remark. *We have explained the reasonableness of architectures like decoders of equation 9.3 in the remark of lemma 6, with single output however. The multi-output case is similar, since the difference is only in the output layer.*

10 Summary

This paper gave the solutions of both three-layer networks and deep-layer networks to a piecewise linear function through basic rules, with the expectation that interpreting the solution that the training process may reach. This is ensured by the universality of the constructed solutions, due to the deduction way analogous to theoretical physics.

We provided a basic foundation of the mechanism of feedforward ReLU networks, paving the way for further studies. The geometric understanding of network architectures is a platform that can help us to develop theories in an intuitive way.

Some of the results or interpretations are general. For instance, the respective functions of the hidden layers and the output layer, as well as the parameter-sharing mechanism for multi-output, were discussed in theorem 3 and lemma 11.

The interference-avoiding principle of theorem 4 is fundamental to the mechanism of deep ReLU networks. The advantage of deep layers compared to shallower ones were demonstrated in lemma 6 and proposition 4. The solution generalizations of sections 7 and 8 were based on basic properties of ReLU networks, which is crucial to the interpretation of other solutions. The explanation of autoencoders by our results revealed the mechanism of the decoder from a new perspective. Finally, the probabilistic model of weight matrices in the appendix will be useful to understand the training of neural networks. We expect that more exciting results would be discovered on the basis of the proposed framework to make the secret of neural networks thoroughly unravelled.

Appendix

In the realm of random matrix theory (Tao, 2012), the probability with respect to the singularity of a square matrix or the rank of a matrix is one of the research interests, and the studies can be characterized by the following aspects. First, some matrices considered are composed of special entries, such as $(0, 1)$ random matrices (Komlós, 1967) and ± 1 Bernoulli random matrices (Tao & Vu, 2007).

Second, the probability changes as a function of the matrix size (Campos, Jenssen, Michelen, & Sahasrabudhe, 2021; Coja-Oghlan, Ergür, Gao, Hetterich, & Rolvien, 2020; Bourgain, Vu, & Wood, 2010; Komlós, 1967, 1968; Tao & Vu, 2007). Third, certain types of matrices are of interest, such as symmetric ones (Campos, Jenssen, Michelen, & Sahasrabudhe, 2021).

Those studies were motivated and developed mainly for pure-mathematics reasons. The model proposed below is customized for the purpose of this paper, and the underlying probability space is different from theirs. We want to measure the possibility of the rank or singularity property of arbitrary matrices irrelevant to matrix size, but only considering the linear dependency of the rows or columns. The consequences of the model are part of our theories and related to the training mechanism of neural networks.

Write a $m \times n$ weight matrix for $m \geq n$ of some layer of a neural network as

$$\mathbf{W} = [\mathbf{w}_1^T, \mathbf{w}_2^T, \dots, \mathbf{w}_m^T]^T, \quad (10.1)$$

where \mathbf{w}_i is the weight vector of the i th unit with size $1 \times n$ for $i = 1, 2, \dots, m$. In geometric language, each \mathbf{w}_i of \mathbf{W} is a normal vector of a hyperplane corresponding to the i th unit. When $m = n$, we use a special notation \mathbf{W}_n to represent \mathbf{W} .

Definition 16. *The probability space*

$$(\Omega, \mathcal{F}, P) \quad (10.2)$$

is defined as: Let $\Omega = \{\mathbf{w} \mid \mathbf{w} \in \mathbb{R}^n \text{ and } |\mathbf{w}| = 1\}$ for $n \geq 2$, which can be regarded as an n -sphere centered at the origin point with radius 1; $\mathcal{F} \subset 2^\Omega$ is a subset of Ω ; the random vectors in Ω are uniformly distributed and the measure $P(\mathcal{F}) = \frac{1}{S_\Omega} \int_{\mathcal{F}} d\mathbf{w}$, where S_Ω is the surface area of Ω .

Lemma 12. *Under the measurement of probability space of equation 10.2, the weight matrix \mathbf{W}_n of size $n \times n$ is nonsingular with probability 1.*

Proof. If the modulus of each row vector \mathbf{w}_i of matrix \mathbf{W}_n is normalized to 1, the property of whether \mathbf{W}_n is singular does not change. So throughout the proof, we always assume that \mathbf{w}_i of \mathbf{W}_n is a normalized vector whose modulus is 1.

We consider each row \mathbf{w}_i of \mathbf{W}_n as a point of the n -sphere Ω of equation 10.2. When $n = 2$, Ω is a circle with radius 1, and the probability of an event \mathcal{F}_2 is proportional to the length of the corresponding arc of \mathcal{F}_2 on the circle. \mathbf{W}_2 is singular if and only if its two row vectors \mathbf{w}_1 and \mathbf{w}_2 are collinear, that is, they coincide into a single vector or they have opposite directions. Suppose that we have randomly selected \mathbf{w}_1 . The probability of \mathbf{w}_2 collinear with \mathbf{w}_1 is proportional to the length of the arc formed by the distribution of \mathbf{w}_2 relative to \mathbf{w}_1 . If \mathbf{W}_2 is singular, the distribution of \mathbf{w}_2 can only be two points of the circle, whose length is zero; so the probability of singular \mathbf{W}_2 is 0. That is, \mathbf{W}_2 is nonsingular with probability 1.

When $n = 3$, the three row vectors $\mathbf{w}_1, \mathbf{w}_2$ and \mathbf{w}_3 of \mathbf{W}_3 are on sphere Ω and are chosen one by one. First \mathbf{w}_1 is selected, and the probability of \mathbf{w}_2 collinear with \mathbf{w}_1 is zero as discussed above. If $\mathbf{w}_1, \mathbf{w}_2$ and \mathbf{w}_3 are on a plane (denoted by event \mathcal{F}_3), \mathbf{W}_3 is singular. The distribution of \mathbf{w}_3 spanned by \mathbf{w}_1 and \mathbf{w}_2 forms a circle of sphere Ω . To the circumference of the circle, its area is zero, so we have $P(\mathcal{F}_3) = 0$.

By induction, in n -dimensional space, assume that the probability of \mathbf{w}_i 's for $i = 1, 2, \dots, n-1$ being on an $n-2$ -dimensional subspace is zero, and then we check the case of \mathbf{w}_n . If \mathbf{W}_n is singular, \mathbf{w}_n should be the linear combination of other \mathbf{w}_i 's for $i \neq n$; that is, they are on an $n-1$ -dimensional hyperplane. The distribution of \mathbf{w}_n is the intersection of an $n-1$ -dimensional hyperplane and the n -sphere Ω , whose surface area is zero since it lacks one dimension. Therefore, the probability of \mathbf{W}_n being singular is 0 and the conclusion follows. \square

Theorem 12. *The probability of $\text{rank}(\mathbf{W}) = n$ of equation 10.1 is 1 under the probabilistic model of equation 10.2.*

Proof. We construct \mathbf{W} row by row. By lemma 12, a submatrix \mathbf{W}_n of \mathbf{W} is nonsingular with probability 1, so that the probability of $\text{rank}(\mathbf{W}) = n$ is also 1. \square

Remark. *This conclusion is related to the training of neural networks, as well as the universality of the solutions of this paper. If $\text{rank}(\mathbf{W}) = n$ holds almost everywhere, it will be easier for the training process to reach the solutions relevant to our results.*

References

Ali, M., Nouy, A. (2021). Approximation of smoothness classes by deep rectifier networks. *SIAM Journal on Numerical Analysis*, 59(6), 3032–3051.

- Arora, R., Basu, A., Mianjy, P., & Mukherjee, A. (2018). Understanding deep neural networks with rectified linear units. *arXiv preprint arXiv:1611.01491v6*.
- Bourgain, J., Vu, V. H., & Wood, P. M. (2010). On the singularity probability of discrete random matrices. *Journal of Functional Analysis*, 258(2), 559–603.
- Campos, M., Jenssen, M., Michelen, M., & Sahasrabudhe, J. (2021). The singularity probability of a random symmetric matrix is exponentially small. *arXiv preprint arXiv:2105.11384v2*.
- Coja-Oghlan, A., Ergür, A. A., Gao, P., Hetterich, S., & Rolvien, M. (2020). The rank of sparse random matrices. *arXiv preprint arXiv:1906.05757v2*.
- Daubechies, I., DeVore, R., Foucart, S., Hanin, B., & Petrova, G. (2019). Nonlinear approximation and (deep) ReLU networks. *arXiv preprint arXiv:1905.02199v1*.
- Davies, A., Veličković, P., Buesing, L., Blackwell, S., Zheng, D., Tomašev, N., Tanburn, R., Battaglia, P., Blundell, C., Juhász, A., Lackenby, M., Williamson, G., Hassabis, D., & Kohli, P. (2021). Advancing mathematics by guiding human intuition with AI. *Nature*, 600(7887), 70–74.
- Deng, L., & Yu, D. (2014). Deep learning: methods and applications. *Foundations and trends in signal processing*, 7(3-4), 321–324.
- DeVore, R., Hanin, B., & Petrova, G. (2021). Neural network approximation. *Acta Numerica*, 30, 327–444.
- Dimca, A. (2017). Hyperplane arrangements: an introduction. *Springer International Publishing*, 1–14.
- Glorot, X., Bordes, A., & Bengio, Y. (2011). Deep sparse rectifier neural networks. *Proceedings of the fourteenth international conference on artificial intelligence and statistics, JMLR Workshop and Conference Proceedings*, 315–323.
- Hinton, G. E., Salakhutdinov, R. R. (2006). Reducing the dimensionality of data with neural networks. *Science*, 313(5786), 504–507.
- Huang, C. (2020). ReLU networks are universal approximators via piecewise linear or constant functions. *Neural Computation*, 32(11), 2249–2278.
- Jumper, J., Evans, R., Pritzel, A., Green, T., Figurnov, M., Ronneberger, O., Tunyasuvunakool, K., Bates, R., Žídek, A., Potapenko, A., Bridgland, A., Meyer, C., A. A. Kohl, S., J. Ballard, A., Cowie, A., Romera-Paredes, B., Nikolov S., Jain, R., Adler J., Back T., Petersen S., Reiman D., Clancy, E., Zielinski, M., Steinegger, M., Pacholska M., Berghammer, T., Bodenstein, S., Silver, D., Vinyals, O., W. Senior, A., Kavukcuoglu, K., Kohli, P., & Hassabis, D. (2021). Highly accurate protein structure prediction with AlphaFold. *Nature*, 596(7873), 583–589.
- Komlós, J. (1967). On the determinant of (0-1) matrices. *Studia Scientiarum Mathematicarum Hungarica*, 2, 7–21.

- Komlós, J. (1968). On the determinant of random matrices. *Studia Scientiarum Mathematicarum Hungarica*, 3, 387–399.
- Krizhevsky, A., Sutskever, I., & Hinton, G. E. (2017). Imagenet classification with deep convolutional neural networks. *Communications of the ACM*, 60(6), 84–90.
- LeCun, Y., Bengio, Y., & Hinton, G. (2015). Deep learning. *Nature*, 521(7553), 436–444.
- LeCun, Y., Boser, B., Denker, J. S., Henderson, D., Howard, R. E., Hubbard, W., & Jackel, L. D. (1989). Backpropagation applied to handwritten zip code recognition. *Neural computation*, 1(4), 541–551.
- LeCun, Y., Bottou, L., Bengio, Y., & Haffner, P. (1998). Gradient-based learning applied to document recognition. *Proceedings of the IEEE*, 86(11), 2278–2324.
- Lee, S., Ha, J., Zokhirova, M., Moon, H., & Lee, J. (2018). Background information of deep learning for structural engineering. *Archives of Computational Methods in Engineering*, 25(1), 121–129.
- Liang, S., & Srikant, R. (2017). Why deep neural networks for function approximation? *arXiv preprint arXiv:1610.04161v2*.
- Lu, J., Shen, Z., Yang, H., & Zhang, S. (2021). Deep network approximation for smooth functions. *SIAM Journal on Mathematical Analysis*, 53(5), 5465–5506.
- Lye, K. O., Mishra, S., & Ray, D. (2020). Deep learning observables in computational fluid dynamics. *Journal of Computational Physics*, 410:109339.
- Nair, V., & Hinton, G. E. (2010). Rectified linear units improve restricted boltzmann machines. *Proceedings of the 27th international conference on machine learning (ICML-10)*, 807–814.
- Roberts, D. A., Yaida, S., & Hanin, B. (2021). The principles of deep learning theory. *arXiv preprint arXiv:2106.10165v1*, 37–47.
- Shaham, U., Cloninger, A., & Coifman, R. R. (2018). Provable approximation properties for deep neural networks. *Applied and Computational Harmonic Analysis*, 44(3), 537–557.
- Shen, Z., Yang, H., & Zhang, S. (2020). Deep network approximation characterized by number of neurons. *Communications in Computational Physics*, 28(5), 1768–1811.
- Stanley, R. P. (2012). Enumerative Combinatorics Volume 1 (2nd ed.). *Cambridge*, 280–291.
- Tao, T. (2012). Topics in random matrix theory. *American Mathematical Society*, 214–223.
- Tao, T., & Vu, V. (2007). On the singularity probability of random Bernoulli matrices. *Journal of the American Mathematical Society*, 20(3), 603–628.

- Telgarsky, M. (2015). Representation benefits of deep feedforward networks. *arXiv preprint arXiv:1509.08101v2*.
- Wang, S., & Sun, X. (2005). Generalization of hinging hyperplanes. *IEEE Transactions on Information Theory*, 51(12), 4425–4431.
- Yarotsky, D. (2017). Error bounds for approximations with deep ReLU networks. *Neural Networks*, 94, 103–114.
- Zaslavsky, T. (1975). Facing up to arrangements: face-count formulas for partitions of space by hyperplanes. *American Mathematical Society*.
- Zhang, C., Bengio, S., Hardt, M., Recht, B., & Vinyals, O. (2017). Understanding deep learning requires rethinking generalization. *5th International Conference on Learning Representations (ICLR 2017)*.